

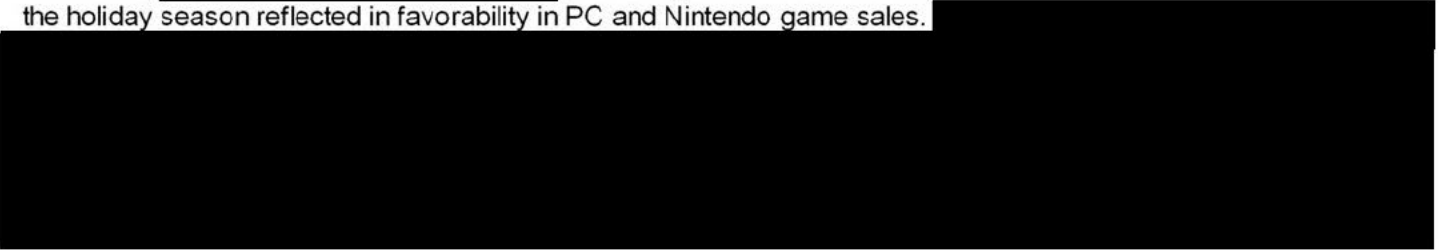

From: Tim Stuart <timstu@microsoft.com>
To: Gaming LT
Sent: 2/11/2021 6:16:40 PM
Subject: Financial Results Jan FY21
Attachments: (FY21-07) Close Deck - Master.pptx; image005.jpg; image006.jpg; image007.jpg; image008.jpg; image009.jpg




Favorability [redacted] particularly *Minecraft* where we've seen continued momentum from the holiday season reflected in favorability in PC and Nintendo game sales. [redacted]



CONFIDENTIAL BUSINESS INFORMATION PURSUANT TO 15 U.S.C. § 18a(h)

MSFT-2R-06902041
DNALI_CP085_000041795
RX1137-002



CONFIDENTIAL BUSINESS INFORMATION PURSUANT TO 15 U.S.C. § 18a(h)

MSFT-2R-06902042
DNALI_CP085_000041795
RX1137-003

CONFIDENTIAL BUSINESS INFORMATION PURSUANT TO 15 U.S.C. § 18a(h)

MSFT-2R-06902043
DNALI_CP085_000041795
RX1137-004

CONFIDENTIAL BUSINESS INFORMATION PURSUANT TO 15 U.S.C. § 18a(h)

MSFT-2R-06902044
DNALI_CP085_000041795
RX1137-005



Microsoft Confidential

File Provided Natively

(FY21-07) Close Deck - Master.pptx

\\20220505_Denli_PC_G3_Decrypted.zip\Wright, Lori\Wright, Lori.pst\Top of Outlook data file\Wright, Lori\Financial Results Jan FY21




Gaming Close Review

January Results

February 8, 2021

By having access to these slides, you may have material inside information about Microsoft. It is your responsibility to read the insider trading policies and contact trading@microsoft.com if you have any questions about Microsoft's insider trading policies. Please review the [General Insider Trading Policy](#). Also, you must not disclose this information to any third party.



Q3 QTD Console Market Size / Share



Market Size / Share	
Xbox Series S X	
PS5	
Core Gen 9 Market	
Microsoft	
Sony	
Nintendo	
Console Market	

Nintendo Switch and Gen 8 included in Total Console Market

Gen 9 Market Only - Switch and Gen 8 NOT included













October

November


December

January


February

March




















FY21 Net Rev (C\$, \$m)

	FY21 Q3 QTD				FY21 YTD				YTD	
										%
Xbox										
PlayStation										
Nintendo										
Console										
Mobile										
PC										
Base Game Sales										



Net Revenue										
Gross Margin										



Appendix

