

14 Opioid Drugs Distribution from All Distributors to Anda Retail and Chain Customers

#	Month	14 Opioid Drugs						
		Total	Walgreens	Anda	ABDC	Cardinal	McKesson	Other
		219,260,563	97,759,091	4,582,642	66,487,910	22,031,644	24,967,766	3,431,510
1	Jan-96	16,776	No Data	No Data	No Data	16,776	No Data	No Data
2	Feb-96	14,891	No Data	No Data	No Data	14,891	No Data	No Data
3	Mar-96	19,950	No Data	No Data	No Data	19,950	No Data	No Data
4	Apr-96	16,218	No Data	No Data	No Data	16,218	No Data	No Data
5	May-96	15,222	No Data	No Data	No Data	15,222	No Data	No Data
6	Jun-96	20,580	No Data	No Data	No Data	20,580	No Data	No Data
7	Jul-96	34,950	No Data	No Data	No Data	34,950	No Data	No Data
8	Aug-96	20,590	No Data	No Data	No Data	20,590	No Data	No Data
9	Sep-96	22,810	No Data	No Data	No Data	22,810	No Data	No Data
10	Oct-96	19,050	No Data	No Data	No Data	19,050	No Data	No Data
11	Nov-96	22,527	No Data	No Data	No Data	22,527	No Data	No Data
12	Dec-96	19,136	No Data	600	No Data	18,536	No Data	No Data
13	Jan-97	18,906	No Data	800	No Data	18,106	No Data	No Data
14	Feb-97	18,813	No Data	500	No Data	18,313	No Data	No Data
15	Mar-97	26,242	No Data	1,700	No Data	24,542	No Data	No Data
16	Apr-97	23,254	No Data	1,600	No Data	21,654	No Data	No Data
17	May-97	19,481	No Data	1,600	No Data	17,881	No Data	No Data
18	Jun-97	31,446	No Data	3,600	No Data	27,846	No Data	No Data
19	Jul-97	27,433	No Data	1,700	No Data	25,733	No Data	No Data
20	Aug-97	35,228	No Data	1,100	No Data	34,128	No Data	No Data
21	Sep-97	45,558	No Data	1,100	No Data	44,458	No Data	No Data
22	Oct-97	24,584	No Data	2,200	No Data	22,384	No Data	No Data
23	Nov-97	27,636	No Data	700	No Data	26,936	No Data	No Data
24	Dec-97	35,108	No Data	1,000	No Data	34,108	No Data	No Data

14 Opioid Drugs Distribution from All Distributors to Anda Retail and Chain Customers

#	Month	14 Opioid Drugs						
		Total	Walgreens	Anda	ABDC	Cardinal	McKesson	Other
		219,260,563	97,759,091	4,582,642	66,487,910	22,031,644	24,967,766	3,431,510
25	Jan-98	31,001	No Data	4,800	No Data	26,201	No Data	No Data
26	Feb-98	55,091	No Data	1,600	No Data	53,491	No Data	No Data
27	Mar-98	23,225	No Data	3,100	No Data	20,125	No Data	No Data
28	Apr-98	22,608	No Data	1,000	No Data	21,608	No Data	No Data
29	May-98	25,340	No Data	600	No Data	24,740	No Data	No Data
30	Jun-98	30,610	No Data	5,200	No Data	25,410	No Data	No Data
31	Jul-98	39,422	No Data	1,700	No Data	37,722	No Data	No Data
32	Aug-98	31,405	No Data	1,000	No Data	30,405	No Data	No Data
33	Sep-98	40,720	No Data	1,500	No Data	39,220	No Data	No Data
34	Oct-98	35,407	No Data	1,700	No Data	33,707	No Data	No Data
35	Nov-98	37,640	No Data	1,000	No Data	36,640	No Data	No Data
36	Dec-98	38,906	No Data	2,000	No Data	36,906	No Data	No Data
37	Jan-99	40,525	No Data	2,500	No Data	38,025	No Data	No Data
38	Feb-99	31,047	No Data	500	No Data	30,547	No Data	No Data
39	Mar-99	32,060	No Data	1,200	No Data	30,860	No Data	No Data
40	Apr-99	36,810	No Data	1,500	No Data	35,310	No Data	No Data
41	May-99	24,820	No Data	2,000	No Data	22,820	No Data	No Data
42	Jun-99	38,776	No Data	2,500	No Data	36,276	No Data	No Data
43	Jul-99	30,765	No Data	5,500	No Data	25,265	No Data	No Data
44	Aug-99	24,578	No Data	1,500	No Data	23,078	No Data	No Data
45	Sep-99	27,912	No Data	4,500	No Data	23,412	No Data	No Data
46	Oct-99	35,270	No Data	1,500	No Data	33,770	No Data	No Data
47	Nov-99	33,590	No Data	5,500	No Data	28,090	No Data	No Data
48	Dec-99	32,648	No Data	500	No Data	32,148	No Data	No Data

14 Opioid Drugs Distribution from All Distributors to Anda Retail and Chain Customers

#	Month	14 Opioid Drugs						
		Total	Walgreens	Anda	ABDC	Cardinal	McKesson	Other
		219,260,563	97,759,091	4,582,642	66,487,910	22,031,644	24,967,766	3,431,510
49	Jan-00	24,014	No Data	1,000	No Data	23,014	No Data	No Data
50	Feb-00	28,970	No Data	2,200	No Data	26,770	No Data	No Data
51	Mar-00	19,092	No Data	1,000	No Data	18,092	No Data	No Data
52	Apr-00	31,719	No Data	5,000	No Data	26,719	No Data	No Data
53	May-00	27,755	No Data	1,500	No Data	26,255	No Data	No Data
54	Jun-00	33,985	No Data	3,800	No Data	30,185	No Data	No Data
55	Jul-00	29,608	No Data	2,000	No Data	27,608	No Data	No Data
56	Aug-00	42,235	No Data	6,800	No Data	35,435	No Data	No Data
57	Sep-00	35,254	No Data	2,000	No Data	33,254	No Data	No Data
58	Oct-00	33,506	No Data	7,500	No Data	26,006	No Data	No Data
59	Nov-00	68,775	No Data	7,000	No Data	61,775	No Data	No Data
60	Dec-00	32,348	No Data	1,000	No Data	31,348	No Data	No Data
61	Jan-01	35,152	No Data	1,500	No Data	33,652	No Data	No Data
62	Feb-01	53,504	No Data	500	No Data	53,004	No Data	No Data
63	Mar-01	51,714	No Data	5,500	No Data	46,214	No Data	No Data
64	Apr-01	47,675	No Data	4,600	No Data	43,075	No Data	No Data
65	May-01	54,880	No Data	3,000	No Data	51,880	No Data	No Data
66	Jun-01	58,800	No Data	10,000	No Data	48,800	No Data	No Data
67	Jul-01	38,214	No Data	2,200	No Data	36,014	No Data	No Data
68	Aug-01	61,674	No Data	6,700	No Data	54,974	No Data	No Data
69	Sep-01	60,387	No Data	6,400	No Data	53,987	No Data	No Data
70	Oct-01	66,682	No Data	17,800	No Data	48,882	No Data	No Data
71	Nov-01	55,275	No Data	8,600	No Data	46,675	No Data	No Data
72	Dec-01	66,203	No Data	6,100	No Data	60,103	No Data	No Data

14 Opioid Drugs Distribution from All Distributors to Anda Retail and Chain Customers

#	Month	14 Opioid Drugs						
		Total	Walgreens	Anda	ABDC	Cardinal	McKesson	Other
		219,260,563	97,759,091	4,582,642	66,487,910	22,031,644	24,967,766	3,431,510
73	Jan-02	92,044	No Data	8,700	No Data	83,344	No Data	No Data
74	Feb-02	57,724	No Data	3,700	No Data	54,024	No Data	No Data
75	Mar-02	54,165	No Data	6,500	No Data	47,665	No Data	No Data
76	Apr-02	53,604	No Data	5,200	No Data	48,404	No Data	No Data
77	May-02	71,805	No Data	16,200	No Data	55,605	No Data	No Data
78	Jun-02	121,591	No Data	6,000	36,774	78,817	No Data	No Data
79	Jul-02	107,250	No Data	3,800	40,045	63,405	No Data	No Data
80	Aug-02	122,743	No Data	4,700	35,522	82,521	No Data	No Data
81	Sep-02	104,562	No Data	2,300	44,498	57,764	No Data	No Data
82	Oct-02	123,717	No Data	8,000	55,765	59,952	No Data	No Data
83	Nov-02	99,467	No Data	5,700	38,662	55,105	No Data	No Data
84	Dec-02	132,728	No Data	6,800	46,937	78,991	No Data	No Data
85	Jan-03	123,907	No Data	9,200	51,338	63,369	No Data	No Data
86	Feb-03	131,525	No Data	5,100	68,573	57,852	No Data	No Data
87	Mar-03	102,668	No Data	4,300	44,232	54,136	No Data	No Data
88	Apr-03	112,716	No Data	6,500	48,651	57,565	No Data	No Data
89	May-03	110,589	No Data	9,100	43,106	58,383	No Data	No Data
90	Jun-03	126,964	No Data	7,500	49,039	70,425	No Data	No Data
91	Jul-03	124,646	No Data	4,900	45,006	74,740	No Data	No Data
92	Aug-03	133,676	No Data	7,400	55,957	70,319	No Data	No Data
93	Sep-03	189,348	No Data	3,000	39,940	146,408	No Data	No Data
94	Oct-03	107,134	No Data	5,200	47,771	54,163	No Data	No Data
95	Nov-03	96,037	No Data	3,000	48,420	44,617	No Data	No Data
96	Dec-03	113,578	No Data	8,300	47,064	58,214	No Data	No Data

14 Opioid Drugs Distribution from All Distributors to Anda Retail and Chain Customers

#	Month	14 Opioid Drugs						
		Total	Walgreens	Anda	ABDC	Cardinal	McKesson	Other
		219,260,563	97,759,091	4,582,642	66,487,910	22,031,644	24,967,766	3,431,510
97	Jan-04	125,889	No Data	15,700	32,382	77,807	No Data	No Data
98	Feb-04	104,978	No Data	16,100	31,706	57,172	No Data	No Data
99	Mar-04	135,254	No Data	4,700	62,883	67,671	No Data	No Data
100	Apr-04	111,211	No Data	3,900	42,629	64,682	No Data	No Data
101	May-04	115,753	No Data	6,800	45,541	63,412	No Data	No Data
102	Jun-04	160,712	No Data	4,300	67,738	88,674	No Data	No Data
103	Jul-04	161,908	No Data	5,400	51,720	104,788	No Data	No Data
104	Aug-04	144,704	No Data	11,500	64,825	68,379	No Data	No Data
105	Sep-04	118,476	No Data	2,700	66,874	48,902	No Data	No Data
106	Oct-04	250,602	No Data	4,000	87,079	56,729	102,794	No Data
107	Nov-04	252,774	No Data	6,200	85,500	46,252	114,822	No Data
108	Dec-04	271,246	No Data	3,300	84,065	58,266	125,615	No Data
109	Jan-05	224,707	No Data	5,800	69,122	43,406	106,379	No Data
110	Feb-05	225,265	No Data	13,720	72,779	40,230	98,536	No Data
111	Mar-05	354,154	No Data	8,620	177,436	46,816	121,282	No Data
112	Apr-05	332,523	No Data	7,680	176,860	38,016	109,967	No Data
113	May-05	339,446	No Data	6,920	165,030	43,239	124,257	No Data
114	Jun-05	407,272	No Data	9,320	226,510	57,736	113,706	No Data
115	Jul-05	368,175	No Data	9,340	192,601	56,081	110,153	No Data
116	Aug-05	401,264	No Data	8,000	230,619	50,290	112,355	No Data
117	Sep-05	344,384	No Data	5,800	164,890	65,409	108,285	No Data
118	Oct-05	406,031	No Data	3,300	229,019	55,932	117,780	No Data
119	Nov-05	356,052	No Data	3,800	177,937	55,982	118,333	No Data
120	Dec-05	425,456	No Data	3,800	214,826	80,018	126,812	No Data

14 Opioid Drugs Distribution from All Distributors to Anda Retail and Chain Customers

#	Month	14 Opioid Drugs						
		Total	Walgreens	Anda	ABDC	Cardinal	McKesson	Other
		219,260,563	97,759,091	4,582,642	66,487,910	22,031,644	24,967,766	3,431,510
121	Jan-06	1,234,483	719,140	2,500	220,040	68,640	157,639	66,524
122	Feb-06	1,140,739	688,270	2,500	190,170	64,053	136,460	59,286
123	Mar-06	1,366,137	815,920	6,000	256,850	70,622	161,160	55,585
124	Apr-06	1,203,938	706,350	36,330	203,137	64,896	141,630	51,595
125	May-06	1,390,580	813,350	162,295	117,270	73,480	175,800	48,385
126	Jun-06	1,387,356	776,925	160,875	153,000	87,211	156,960	52,385
127	Jul-06	1,244,462	714,635	99,810	158,170	74,991	156,160	40,696
128	Aug-06	1,406,795	868,295	2,900	217,840	85,607	161,668	70,485
129	Sep-06	1,247,956	707,165	31,075	254,910	65,820	148,566	40,420
130	Oct-06	1,387,044	824,785	31,350	232,343	58,774	171,647	68,145
131	Nov-06	1,441,983	827,820	3,200	328,060	78,933	163,260	40,710
132	Dec-06	1,398,857	811,090	150,720	166,351	70,226	158,180	42,290
133	Jan-07	1,550,335	808,360	242,090	172,958	85,411	164,106	77,410
134	Feb-07	1,528,280	738,475	392,560	144,576	65,742	153,337	33,590
135	Mar-07	1,439,198	866,280	48,225	190,479	74,517	190,712	68,985
136	Apr-07	1,345,124	831,640	51,190	186,780	66,139	160,215	49,160
137	May-07	1,524,458	929,305	55,875	222,455	79,664	184,454	52,705
138	Jun-07	1,426,300	831,350	49,140	238,756	88,358	162,131	56,565
139	Jul-07	1,414,275	866,155	43,400	185,816	91,224	182,060	45,620
140	Aug-07	1,625,310	969,330	23,210	289,375	103,852	169,323	70,220
141	Sep-07	1,248,603	757,290	21,260	205,419	56,881	164,253	43,500
142	Oct-07	1,619,282	962,825	43,105	279,919	66,168	190,755	76,510
143	Nov-07	1,510,449	925,555	82,520	221,169	68,334	178,486	34,385
144	Dec-07	1,534,145	942,135	70,520	211,787	69,516	203,802	36,385

14 Opioid Drugs Distribution from All Distributors to Anda Retail and Chain Customers

#	Month	14 Opioid Drugs						
		Total	Walgreens	Anda	ABDC	Cardinal	McKesson	Other
		219,260,563	97,759,091	4,582,642	66,487,910	22,031,644	24,967,766	3,431,510
145	Jan-08	1,498,599	898,295	80,340	220,715	63,781	191,478	43,990
146	Feb-08	1,558,022	930,915	135,955	219,905	51,933	171,064	48,250
147	Mar-08	1,529,891	944,590	82,520	198,670	52,335	197,565	54,211
148	Apr-08	1,544,045	908,980	103,250	221,152	63,452	206,747	40,464
149	May-08	1,616,185	969,475	110,885	220,731	72,142	205,497	37,455
150	Jun-08	1,528,372	911,585	55,760	223,182	99,762	201,463	36,620
151	Jul-08	1,702,902	993,215	112,105	234,430	102,774	219,418	40,960
152	Aug-08	1,658,167	1,002,310	85,645	244,675	101,900	196,842	26,795
153	Sep-08	1,558,104	911,185	85,420	216,325	117,247	200,187	27,740
154	Oct-08	1,722,806	1,051,000	73,880	249,338	83,668	217,309	47,611
155	Nov-08	1,608,011	967,110	105,420	234,356	80,411	186,170	34,544
156	Dec-08	1,690,688	1,037,015	54,310	226,964	114,687	227,017	30,695
157	Jan-09	1,529,776	908,705	71,795	230,120	99,374	192,507	27,275
158	Feb-09	1,492,406	844,315	72,020	249,470	118,675	181,414	26,512
159	Mar-09	1,712,693	994,180	83,240	254,302	138,082	209,915	32,974
160	Apr-09	1,675,452	1,023,205	52,530	256,001	118,225	194,732	30,759
161	May-09	1,748,329	1,078,365	93,310	229,235	121,374	205,740	20,305
162	Jun-09	1,945,282	1,261,425	35,900	265,091	131,410	220,261	31,195
163	Jul-09	1,834,557	1,130,030	40,240	277,638	111,557	246,440	28,652
164	Aug-09	1,711,783	1,068,065	40,520	255,248	101,080	242,170	4,700
165	Sep-09	1,747,923	1,115,965	37,395	243,834	77,197	243,102	30,430
166	Oct-09	1,843,832	1,177,365	25,200	280,277	79,264	245,461	36,265
167	Nov-09	1,681,551	1,090,325	17,865	247,266	71,378	226,172	28,545
168	Dec-09	1,970,981	1,252,985	65,660	274,627	87,214	257,386	33,109

14 Opioid Drugs Distribution from All Distributors to Anda Retail and Chain Customers

#	Month	14 Opioid Drugs						
		Total	Walgreens	Anda	ABDC	Cardinal	McKesson	Other
		219,260,563	97,759,091	4,582,642	66,487,910	22,031,644	24,967,766	3,431,510
169	Jan-10	1,569,479	955,145	68,845	219,375	79,331	216,700	30,083
170	Feb-10	1,693,288	1,114,070	41,055	234,470	65,862	212,126	25,705
171	Mar-10	2,031,866	1,264,975	19,425	343,263	67,152	296,360	40,691
172	Apr-10	1,814,742	1,212,180	15,830	255,717	69,304	234,141	27,570
173	May-10	1,797,599	1,182,340	8,500	284,785	74,156	223,313	24,505
174	Jun-10	1,765,241	1,095,090	10,020	270,005	86,688	273,178	30,260
175	Jul-10	1,774,974	1,250,675	12,710	135,076	100,182	245,136	31,195
176	Aug-10	1,607,126	1,163,990	3,330	76,566	93,050	246,275	23,915
177	Sep-10	1,669,470	1,218,825	7,840	71,300	89,949	248,361	33,195
178	Oct-10	1,675,086	1,250,700	8,020	72,695	82,313	236,488	24,870
179	Nov-10	1,678,792	1,252,830	6,255	66,710	89,533	233,244	30,220
180	Dec-10	1,743,284	1,255,670	8,450	95,323	96,071	258,590	29,180
181	Jan-11	1,616,904	1,154,544	9,470	72,877	115,974	231,344	32,695
182	Feb-11	1,555,855	1,119,021	9,960	71,013	100,680	223,696	31,485
183	Mar-11	1,783,630	1,303,833	11,270	81,252	94,977	262,023	30,275
184	Apr-11	1,635,601	1,193,746	8,670	72,605	85,096	248,539	26,945
185	May-11	1,716,658	1,265,635	10,040	73,725	79,074	260,205	27,979
186	Jun-11	1,705,602	1,256,764	9,990	75,791	74,847	259,050	29,160
187	Jul-11	1,635,606	1,217,877	9,320	78,228	67,567	241,794	20,820
188	Aug-11	1,787,430	1,250,475	7,642	81,056	80,069	339,198	28,990
189	Sep-11	1,810,626	1,317,040	5,000	108,411	77,896	273,209	29,070
190	Oct-11	1,660,754	1,200,072	6,130	83,053	73,722	268,677	29,100
191	Nov-11	1,704,506	1,288,626	3,140	90,225	65,504	237,926	19,085
192	Dec-11	1,867,570	1,377,253	6,330	98,241	86,016	282,190	17,540

14 Opioid Drugs Distribution from All Distributors to Anda Retail and Chain Customers

#	Month	14 Opioid Drugs						
		Total	Walgreens	Anda	ABDC	Cardinal	McKesson	Other
		219,260,563	97,759,091	4,582,642	66,487,910	22,031,644	24,967,766	3,431,510
193	Jan-12	1,629,144	1,084,944	10,310	103,289	64,532	345,619	20,450
194	Feb-12	1,604,432	1,079,440	8,360	104,964	57,603	325,135	28,930
195	Mar-12	1,811,575	1,239,328	10,175	134,658	60,192	340,647	26,575
196	Apr-12	1,587,748	1,078,152	5,220	118,083	246,033	115,850	24,410
197	May-12	1,764,084	1,167,652	29,830	106,931	328,842	98,194	32,635
198	Jun-12	1,660,868	1,068,009	13,800	101,447	330,595	124,367	22,650
199	Jul-12	1,660,489	1,146,274	9,960	110,982	290,690	82,133	20,450
200	Aug-12	1,805,786	1,287,602	8,530	106,605	282,284	106,845	13,920
201	Sep-12	1,474,458	1,018,444	5,535	97,600	250,303	79,696	22,880
202	Oct-12	1,771,485	1,160,717	8,150	106,635	346,900	130,518	18,565
203	Nov-12	1,798,923	1,207,737	6,160	98,091	332,829	134,096	20,010
204	Dec-12	1,662,901	1,138,471	5,760	90,238	286,028	121,694	20,710
205	Jan-13	1,726,129	1,170,863	5,040	115,391	326,247	89,523	19,065
206	Feb-13	1,463,624	987,551	5,800	80,575	267,787	106,711	15,200
207	Mar-13	1,674,278	1,124,121	4,950	100,824	316,826	107,917	19,640
208	Apr-13	1,801,885	1,222,070	4,160	95,714	342,938	117,943	19,060
209	May-13	1,656,398	958,979	5,050	239,979	316,458	110,422	25,510
210	Jun-13	1,398,617	558,848	4,540	488,467	238,620	88,472	19,670
211	Jul-13	1,667,573	728,547	1,310	528,877	301,376	83,983	23,480
212	Aug-13	1,573,563	622,626	1,800	587,072	242,870	105,495	13,700
213	Sep-13	1,486,152	527,310	2,200	628,312	201,820	113,630	12,880
214	Oct-13	1,659,134	588,370	1,200	679,536	250,837	119,301	19,890
215	Nov-13	1,445,749	550,740	1,552	564,884	196,567	120,466	11,540
216	Dec-13	1,559,696	543,570	1,780	679,004	213,230	102,832	19,280

14 Opioid Drugs Distribution from All Distributors to Anda Retail and Chain Customers

#	Month	14 Opioid Drugs						
		Total	Walgreens	Anda	ABDC	Cardinal	McKesson	Other
		219,260,563	97,759,091	4,582,642	66,487,910	22,031,644	24,967,766	3,431,510
217	Jan-14	1,515,351	559,430	2,755	591,347	227,908	116,441	17,470
218	Feb-14	1,376,416	466,510	500	612,804	171,960	108,302	16,340
219	Mar-14	1,498,043	138,360	300	1,048,628	197,696	101,219	11,840
220	Apr-14	1,401,205	0	13,588	1,073,436	199,315	93,016	21,850
221	May-14	1,422,652	0	470	1,092,585	219,364	94,553	15,680
222	Jun-14	1,359,217	0	620	1,058,193	201,911	83,613	14,880
223	Jul-14	1,470,622	0	0	1,136,005	225,618	90,559	18,440
224	Aug-14	1,361,698	0	2,070	1,072,129	179,789	82,030	25,680
225	Sep-14	1,378,750	0	2,900	1,080,852	199,481	72,897	22,620
226	Oct-14	1,475,620	0	2,220	1,183,075	190,872	93,893	5,560
227	Nov-14	1,109,064	0	46,500	810,972	157,395	84,597	9,600
228	Dec-14	1,468,338	0	390	1,216,744	169,388	77,496	4,320
229	Jan-15	1,101,848	No Data	0	878,504	155,605	67,739	No Data
230	Feb-15	1,093,404	No Data	No Data	897,056	143,170	53,178	No Data
231	Mar-15	1,189,795	No Data	No Data	971,846	156,395	61,554	No Data
232	Apr-15	1,174,514	No Data	No Data	958,020	156,115	60,379	No Data
233	May-15	1,152,669	No Data	No Data	952,569	142,529	57,571	No Data
234	Jun-15	1,128,645	No Data	No Data	915,700	147,630	65,315	No Data
235	Jul-15	1,211,941	No Data	No Data	1,015,626	136,895	59,420	No Data
236	Aug-15	1,078,502	No Data	No Data	913,955	111,320	53,227	No Data
237	Sep-15	1,030,283	No Data	No Data	834,755	132,060	63,468	No Data
238	Oct-15	1,187,654	No Data	No Data	1,010,730	124,270	52,654	No Data
239	Nov-15	1,040,789	No Data	No Data	865,413	119,085	56,291	No Data
240	Dec-15	1,246,997	No Data	No Data	1,057,185	126,005	63,807	No Data

14 Opioid Drugs Distribution from All Distributors to Anda Retail and Chain Customers

#	Month	14 Opioid Drugs						
		Total	Walgreens	Anda	ABDC	Cardinal	McKesson	Other
		219,260,563	97,759,091	4,582,642	66,487,910	22,031,644	24,967,766	3,431,510
241	Jan-16	1,019,102	No Data	No Data	869,023	98,280	51,799	No Data
242	Feb-16	995,307	No Data	No Data	844,756	98,450	52,101	No Data
243	Mar-16	1,180,593	No Data	No Data	991,996	130,570	58,027	No Data
244	Apr-16	1,012,173	No Data	No Data	881,537	16,075	114,561	No Data
245	May-16	1,003,024	No Data	No Data	846,803	15,120	141,101	No Data
246	Jun-16	931,299	No Data	No Data	791,401	14,510	125,388	No Data
247	Jul-16	973,101	No Data	No Data	841,129	11,400	120,572	No Data
248	Aug-16	969,459	No Data	No Data	829,660	11,145	128,654	No Data
249	Sep-16	1,045,499	No Data	No Data	907,867	13,075	124,557	No Data
250	Oct-16	909,730	No Data	No Data	783,951	14,745	111,034	No Data
251	Nov-16	951,021	No Data	No Data	823,922	16,675	110,424	No Data
252	Dec-16	1,029,760	No Data	No Data	914,750	12,760	102,250	No Data
253	Jan-17	896,392	No Data	No Data	780,860	11,155	104,377	No Data
254	Feb-17	823,372	No Data	No Data	728,297	14,625	80,450	No Data
255	Mar-17	1,009,797	No Data	No Data	897,414	16,935	95,448	No Data
256	Apr-17	826,121	No Data	No Data	734,306	14,510	77,305	No Data
257	May-17	892,339	No Data	No Data	795,559	13,245	83,535	No Data
258	Jun-17	905,653	No Data	No Data	804,727	10,515	90,411	No Data
259	Jul-17	820,270	No Data	No Data	734,975	9,815	75,480	No Data
260	Aug-17	890,824	No Data	No Data	790,758	15,855	84,211	No Data
261	Sep-17	844,724	No Data	No Data	760,724	14,835	69,165	No Data
262	Oct-17	800,695	No Data	No Data	719,908	10,636	70,151	No Data
263	Nov-17	788,466	No Data	No Data	701,166	10,625	76,675	No Data
264	Dec-17	838,894	No Data	No Data	755,319	9,075	74,500	No Data

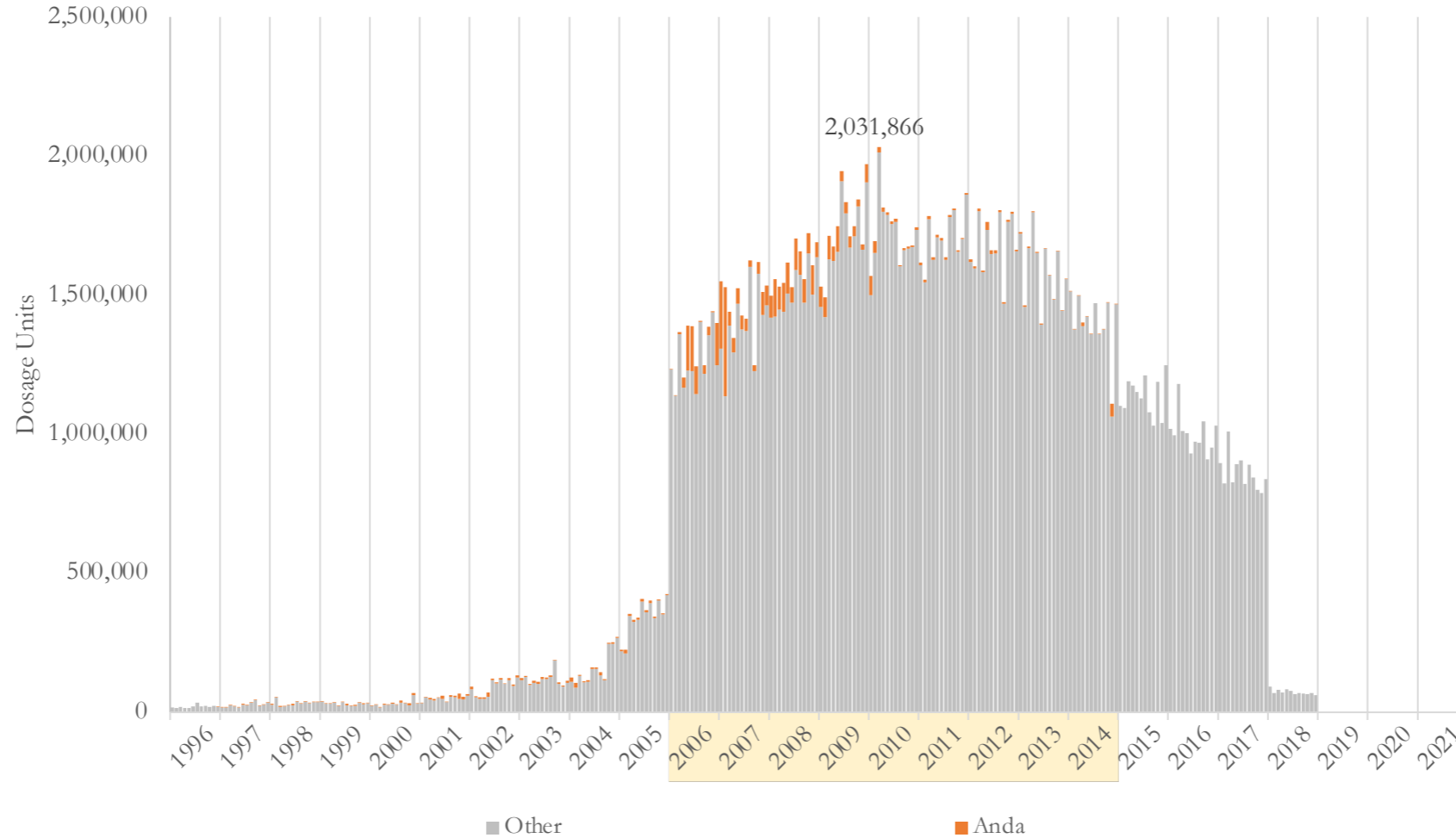
San Francisco, CA
 1/1996-12/2018
 All Distributors
 Anda Retail and Chain Customers
 14 Drugs: Oxycodone, Hydrocodone, Buprenorphine, Codeine, Dihydrocodeine, Fentanyl, Hydromorphone, Levorphanol, Methadone, Meperidine, Morphine, Opium (Powdered), Oxymorphone, Tapentadol
 Dosage Units

14 Opioid Drugs Distribution from All Distributors to Anda Retail and Chain Customers

#	Month	14 Opioid Drugs						
		Total	Walgreens	Anda	ABDC	Cardinal	McKesson	Other
		219,260,563	97,759,091	4,582,642	66,487,910	22,031,644	24,967,766	3,431,510
265	Jan-18	93,106	No Data	No Data	No Data	16,045	77,061	No Data
266	Feb-18	69,255	No Data	No Data	No Data	5,915	63,340	No Data
267	Mar-18	80,471	No Data	No Data	No Data	9,335	71,136	No Data
268	Apr-18	70,340	No Data	No Data	No Data	8,115	62,225	No Data
269	May-18	81,909	No Data	No Data	No Data	11,063	70,846	No Data
270	Jun-18	76,802	No Data	No Data	No Data	No Data	76,802	No Data
271	Jul-18	64,596	No Data	No Data	No Data	No Data	64,596	No Data
272	Aug-18	68,545	No Data	No Data	No Data	No Data	68,545	No Data
273	Sep-18	68,280	No Data	No Data	No Data	No Data	68,280	No Data
274	Oct-18	65,406	No Data	No Data	No Data	No Data	65,406	No Data
275	Nov-18	69,550	No Data	No Data	No Data	No Data	69,550	No Data
276	Dec-18	61,435	No Data	No Data	No Data	No Data	61,435	No Data

San Francisco, CA
1/1996-12/2018
All Distributors
Anda Retail and Chain Customers
14 Drugs: Oxycodone, Hydrocodone, Buprenorphine, Codeine, Dihydrocodeine, Fentanyl, Hydromorphone, Levorphanol, Methadone, Meperidine, Morphine, Opium (Powdered), Oxymorphone, Tapentadol
Dosage Units

14 Opioid Drugs Distribution from All Distributors to Anda Retail and Chain Customers



Data Source: ARCOS (2006 – 2014); Defendant Distribution Data.

14 Opioid Drugs Distribution from All Distributors to Walgreens Pharmacies as Anda Customers

#	Month	14 Opioid Drugs						
		Total	Walgreens	Anda	ABDC	Cardinal	McKesson	Other
		154,147,258	97,759,091	68,830	45,390,503	7,657,828	3,269,706	1,300
1	Jan-96	12,226	No Data	No Data	No Data	12,226	No Data	No Data
2	Feb-96	11,266	No Data	No Data	No Data	11,266	No Data	No Data
3	Mar-96	16,140	No Data	No Data	No Data	16,140	No Data	No Data
4	Apr-96	10,878	No Data	No Data	No Data	10,878	No Data	No Data
5	May-96	6,702	No Data	No Data	No Data	6,702	No Data	No Data
6	Jun-96	7,530	No Data	No Data	No Data	7,530	No Data	No Data
7	Jul-96	20,330	No Data	No Data	No Data	20,330	No Data	No Data
8	Aug-96	9,380	No Data	No Data	No Data	9,380	No Data	No Data
9	Sep-96	12,500	No Data	No Data	No Data	12,500	No Data	No Data
10	Oct-96	7,200	No Data	No Data	No Data	7,200	No Data	No Data
11	Nov-96	5,672	No Data	No Data	No Data	5,672	No Data	No Data
12	Dec-96	3,996	No Data	0	No Data	3,996	No Data	No Data
13	Jan-97	5,096	No Data	0	No Data	5,096	No Data	No Data
14	Feb-97	4,618	No Data	0	No Data	4,618	No Data	No Data
15	Mar-97	8,412	No Data	0	No Data	8,412	No Data	No Data
16	Apr-97	6,009	No Data	0	No Data	6,009	No Data	No Data
17	May-97	5,736	No Data	0	No Data	5,736	No Data	No Data
18	Jun-97	13,221	No Data	0	No Data	13,221	No Data	No Data
19	Jul-97	12,208	No Data	0	No Data	12,208	No Data	No Data
20	Aug-97	16,518	No Data	0	No Data	16,518	No Data	No Data
21	Sep-97	26,443	No Data	0	No Data	26,443	No Data	No Data
22	Oct-97	8,474	No Data	0	No Data	8,474	No Data	No Data
23	Nov-97	11,296	No Data	0	No Data	11,296	No Data	No Data
24	Dec-97	15,368	No Data	0	No Data	15,368	No Data	No Data

14 Opioid Drugs Distribution from All Distributors to Walgreens Pharmacies as Anda Customers

#	Month	14 Opioid Drugs						
		Total	Walgreens	Anda	ABDC	Cardinal	McKesson	Other
		154,147,258	97,759,091	68,830	45,390,503	7,657,828	3,269,706	1,300
25	Jan-98	16,406	No Data	0	No Data	16,406	No Data	No Data
26	Feb-98	14,226	No Data	0	No Data	14,226	No Data	No Data
27	Mar-98	10,900	No Data	0	No Data	10,900	No Data	No Data
28	Apr-98	12,308	No Data	0	No Data	12,308	No Data	No Data
29	May-98	13,500	No Data	0	No Data	13,500	No Data	No Data
30	Jun-98	9,390	No Data	0	No Data	9,390	No Data	No Data
31	Jul-98	20,602	No Data	0	No Data	20,602	No Data	No Data
32	Aug-98	11,800	No Data	0	No Data	11,800	No Data	No Data
33	Sep-98	18,800	No Data	0	No Data	18,800	No Data	No Data
34	Oct-98	15,372	No Data	0	No Data	15,372	No Data	No Data
35	Nov-98	16,220	No Data	0	No Data	16,220	No Data	No Data
36	Dec-98	20,686	No Data	0	No Data	20,686	No Data	No Data
37	Jan-99	15,020	No Data	0	No Data	15,020	No Data	No Data
38	Feb-99	13,352	No Data	0	No Data	13,352	No Data	No Data
39	Mar-99	12,160	No Data	0	No Data	12,160	No Data	No Data
40	Apr-99	14,210	No Data	0	No Data	14,210	No Data	No Data
41	May-99	5,880	No Data	0	No Data	5,880	No Data	No Data
42	Jun-99	13,566	No Data	0	No Data	13,566	No Data	No Data
43	Jul-99	9,400	No Data	0	No Data	9,400	No Data	No Data
44	Aug-99	6,848	No Data	0	No Data	6,848	No Data	No Data
45	Sep-99	5,460	No Data	0	No Data	5,460	No Data	No Data
46	Oct-99	14,500	No Data	0	No Data	14,500	No Data	No Data
47	Nov-99	8,865	No Data	0	No Data	8,865	No Data	No Data
48	Dec-99	7,938	No Data	0	No Data	7,938	No Data	No Data

14 Opioid Drugs Distribution from All Distributors to Walgreens Pharmacies as Anda Customers

#	Month	14 Opioid Drugs						
		Total	Walgreens	Anda	ABDC	Cardinal	McKesson	Other
		154,147,258	97,759,091	68,830	45,390,503	7,657,828	3,269,706	1,300
49	Jan-00	7,090	No Data	0	No Data	7,090	No Data	No Data
50	Feb-00	8,200	No Data	0	No Data	8,200	No Data	No Data
51	Mar-00	5,032	No Data	0	No Data	5,032	No Data	No Data
52	Apr-00	11,024	No Data	0	No Data	11,024	No Data	No Data
53	May-00	6,590	No Data	0	No Data	6,590	No Data	No Data
54	Jun-00	6,810	No Data	0	No Data	6,810	No Data	No Data
55	Jul-00	12,168	No Data	0	No Data	12,168	No Data	No Data
56	Aug-00	12,890	No Data	0	No Data	12,890	No Data	No Data
57	Sep-00	9,714	No Data	0	No Data	9,714	No Data	No Data
58	Oct-00	5,676	No Data	0	No Data	5,676	No Data	No Data
59	Nov-00	13,530	No Data	0	No Data	13,530	No Data	No Data
60	Dec-00	12,868	No Data	0	No Data	12,868	No Data	No Data
61	Jan-01	18,212	No Data	0	No Data	18,212	No Data	No Data
62	Feb-01	7,844	No Data	0	No Data	7,844	No Data	No Data
63	Mar-01	10,044	No Data	0	No Data	10,044	No Data	No Data
64	Apr-01	8,760	No Data	0	No Data	8,760	No Data	No Data
65	May-01	12,960	No Data	0	No Data	12,960	No Data	No Data
66	Jun-01	12,865	No Data	0	No Data	12,865	No Data	No Data
67	Jul-01	13,794	No Data	0	No Data	13,794	No Data	No Data
68	Aug-01	21,244	No Data	0	No Data	21,244	No Data	No Data
69	Sep-01	28,622	No Data	0	No Data	28,622	No Data	No Data
70	Oct-01	25,252	No Data	0	No Data	25,252	No Data	No Data
71	Nov-01	15,590	No Data	0	No Data	15,590	No Data	No Data
72	Dec-01	28,888	No Data	0	No Data	28,888	No Data	No Data

14 Opioid Drugs Distribution from All Distributors to Walgreens Pharmacies as Anda Customers

#	Month	14 Opioid Drugs						
		Total	Walgreens	Anda	ABDC	Cardinal	McKesson	Other
		154,147,258	97,759,091	68,830	45,390,503	7,657,828	3,269,706	1,300
73	Jan-02	49,434	No Data	0	No Data	49,434	No Data	No Data
74	Feb-02	21,954	No Data	0	No Data	21,954	No Data	No Data
75	Mar-02	19,500	No Data	0	No Data	19,500	No Data	No Data
76	Apr-02	18,484	No Data	0	No Data	18,484	No Data	No Data
77	May-02	24,070	No Data	0	No Data	24,070	No Data	No Data
78	Jun-02	47,132	No Data	0	0	47,132	No Data	No Data
79	Jul-02	24,480	No Data	0	0	24,480	No Data	No Data
80	Aug-02	43,930	No Data	0	0	43,930	No Data	No Data
81	Sep-02	22,684	No Data	0	0	22,684	No Data	No Data
82	Oct-02	16,967	No Data	0	0	16,967	No Data	No Data
83	Nov-02	22,280	No Data	0	0	22,280	No Data	No Data
84	Dec-02	51,231	No Data	0	700	50,531	No Data	No Data
85	Jan-03	25,464	No Data	0	500	24,964	No Data	No Data
86	Feb-03	36,622	No Data	0	400	36,222	No Data	No Data
87	Mar-03	15,766	No Data	0	700	15,066	No Data	No Data
88	Apr-03	22,200	No Data	0	2,000	20,200	No Data	No Data
89	May-03	22,140	No Data	0	1,236	20,904	No Data	No Data
90	Jun-03	21,250	No Data	0	1,100	20,150	No Data	No Data
91	Jul-03	47,108	No Data	0	1,400	45,708	No Data	No Data
92	Aug-03	23,954	No Data	0	1,200	22,754	No Data	No Data
93	Sep-03	19,978	No Data	0	1,200	18,778	No Data	No Data
94	Oct-03	19,918	No Data	0	1,600	18,318	No Data	No Data
95	Nov-03	17,602	No Data	0	900	16,702	No Data	No Data
96	Dec-03	25,334	No Data	0	2,000	23,334	No Data	No Data

14 Opioid Drugs Distribution from All Distributors to Walgreens Pharmacies as Anda Customers

#	Month	14 Opioid Drugs						
		Total	Walgreens	Anda	ABDC	Cardinal	McKesson	Other
		154,147,258	97,759,091	68,830	45,390,503	7,657,828	3,269,706	1,300
97	Jan-04	28,907	No Data	0	1,200	27,707	No Data	No Data
98	Feb-04	17,882	No Data	0	700	17,182	No Data	No Data
99	Mar-04	20,596	No Data	0	1,500	19,096	No Data	No Data
100	Apr-04	25,392	No Data	0	1,800	23,592	No Data	No Data
101	May-04	21,112	No Data	0	1,300	19,812	No Data	No Data
102	Jun-04	35,124	No Data	0	1,800	33,324	No Data	No Data
103	Jul-04	54,873	No Data	0	1,100	53,773	No Data	No Data
104	Aug-04	29,914	No Data	0	1,300	28,614	No Data	No Data
105	Sep-04	33,082	No Data	0	2,200	30,882	No Data	No Data
106	Oct-04	43,404	No Data	0	1,000	42,404	0	No Data
107	Nov-04	32,232	No Data	0	1,500	30,732	0	No Data
108	Dec-04	43,406	No Data	0	1,900	41,506	0	No Data
109	Jan-05	32,546	No Data	0	1,500	31,046	0	No Data
110	Feb-05	27,780	No Data	0	1,800	25,980	0	No Data
111	Mar-05	33,556	No Data	0	2,100	31,456	0	No Data
112	Apr-05	24,786	No Data	0	1,100	23,686	0	No Data
113	May-05	29,379	No Data	0	1,700	27,679	0	No Data
114	Jun-05	42,881	No Data	0	1,300	41,581	0	No Data
115	Jul-05	42,741	No Data	0	1,000	41,741	0	No Data
116	Aug-05	29,905	No Data	0	1,300	28,605	0	No Data
117	Sep-05	46,814	No Data	0	1,600	45,214	0	No Data
118	Oct-05	40,047	No Data	0	900	39,147	0	No Data
119	Nov-05	39,718	No Data	0	1,200	38,518	0	No Data
120	Dec-05	59,078	No Data	0	100	58,978	0	No Data

14 Opioid Drugs Distribution from All Distributors to Walgreens Pharmacies as Anda Customers

#	Month	14 Opioid Drugs						
		Total	Walgreens	Anda	ABDC	Cardinal	McKesson	Other
		154,147,258	97,759,091	68,830	45,390,503	7,657,828	3,269,706	1,300
121	Jan-06	762,940	719,140	0	500	43,300	0	0
122	Feb-06	729,583	688,270	0	580	40,733	0	0
123	Mar-06	861,742	815,920	0	780	45,042	0	0
124	Apr-06	748,241	706,350	0	690	41,201	0	0
125	May-06	857,660	813,350	0	520	43,790	0	0
126	Jun-06	839,116	776,925	0	800	61,391	0	0
127	Jul-06	757,191	714,635	0	690	41,866	0	0
128	Aug-06	914,632	868,295	0	1,000	45,337	0	0
129	Sep-06	742,700	707,165	0	900	34,635	0	0
130	Oct-06	862,404	824,785	0	700	36,919	0	0
131	Nov-06	877,475	827,820	0	1,080	48,575	0	0
132	Dec-06	853,485	811,090	0	400	41,995	0	0
133	Jan-07	867,468	808,360	0	700	58,408	0	0
134	Feb-07	781,666	738,475	0	700	42,491	0	0
135	Mar-07	911,384	866,280	0	800	44,304	0	0
136	Apr-07	871,236	831,640	0	500	39,096	0	0
137	May-07	983,509	929,305	0	3,600	50,604	0	0
138	Jun-07	891,178	831,350	0	480	59,348	0	0
139	Jul-07	925,223	866,155	0	760	58,308	0	0
140	Aug-07	1,019,042	969,330	0	760	48,952	0	0
141	Sep-07	788,666	757,290	0	420	30,956	0	0
142	Oct-07	1,005,478	962,825	0	970	41,683	0	0
143	Nov-07	970,569	925,555	0	810	44,204	0	0
144	Dec-07	986,311	942,135	0	1,100	43,076	0	0

14 Opioid Drugs Distribution from All Distributors to Walgreens Pharmacies as Anda Customers

#	Month	14 Opioid Drugs						
		Total	Walgreens	Anda	ABDC	Cardinal	McKesson	Other
		154,147,258	97,759,091	68,830	45,390,503	7,657,828	3,269,706	1,300
145	Jan-08	937,561	898,295	0	1,140	38,126	0	0
146	Feb-08	958,903	930,915	0	1,120	26,868	0	0
147	Mar-08	978,295	944,590	0	1,410	32,295	0	0
148	Apr-08	951,107	908,980	0	1,260	40,867	0	0
149	May-08	1,017,127	969,475	0	680	46,972	0	0
150	Jun-08	971,897	911,585	0	800	59,512	0	0
151	Jul-08	1,046,884	993,215	0	1,070	52,599	0	0
152	Aug-08	1,058,065	1,002,310	0	1,420	54,335	0	0
153	Sep-08	971,097	911,185	0	960	58,952	0	0
154	Oct-08	1,089,953	1,051,000	0	1,100	37,853	0	0
155	Nov-08	996,506	967,110	0	160	29,236	0	0
156	Dec-08	1,098,072	1,037,015	0	660	60,397	0	0
157	Jan-09	968,049	908,705	0	590	58,754	0	0
158	Feb-09	915,265	844,315	0	480	70,470	0	0
159	Mar-09	1,078,722	994,180	0	830	83,712	0	0
160	Apr-09	1,095,965	1,023,205	0	280	72,480	0	0
161	May-09	1,145,319	1,078,365	0	950	66,004	0	0
162	Jun-09	1,342,885	1,261,425	0	580	71,180	9,700	0
163	Jul-09	1,221,507	1,130,030	0	460	59,962	31,055	0
164	Aug-09	1,167,645	1,068,065	0	1,360	62,440	35,780	0
165	Sep-09	1,208,392	1,115,965	0	590	54,642	37,095	100
166	Oct-09	1,270,984	1,177,365	0	660	54,114	38,845	0
167	Nov-09	1,181,493	1,090,325	0	770	48,648	41,750	0
168	Dec-09	1,365,740	1,252,985	0	1,370	65,034	46,351	0

14 Opioid Drugs Distribution from All Distributors to Walgreens Pharmacies as Anda Customers

#	Month	14 Opioid Drugs						
		Total	Walgreens	Anda	ABDC	Cardinal	McKesson	Other
		154,147,258	97,759,091	68,830	45,390,503	7,657,828	3,269,706	1,300
169	Jan-10	1,050,705	955,145	0	640	56,085	38,835	0
170	Feb-10	1,197,644	1,114,070	0	290	48,158	35,026	100
171	Mar-10	1,365,542	1,264,975	0	950	45,702	53,915	0
172	Apr-10	1,299,400	1,212,180	0	360	48,024	38,836	0
173	May-10	1,280,617	1,182,340	0	900	52,531	44,846	0
174	Jun-10	1,229,608	1,095,090	0	700	64,298	69,520	0
175	Jul-10	1,394,448	1,250,675	0	610	75,722	67,441	0
176	Aug-10	1,288,280	1,163,990	0	560	66,540	57,190	0
177	Sep-10	1,352,824	1,218,825	0	4,420	65,334	64,245	0
178	Oct-10	1,363,093	1,250,700	0	1,020	60,958	50,415	0
179	Nov-10	1,365,428	1,252,830	0	1,290	68,963	42,345	0
180	Dec-10	1,385,091	1,255,670	0	1,780	72,941	54,700	0
181	Jan-11	1,288,346	1,154,544	0	1,798	92,104	39,900	0
182	Feb-11	1,236,941	1,119,021	0	3,210	77,840	36,870	0
183	Mar-11	1,444,495	1,303,833	0	2,760	74,812	63,090	0
184	Apr-11	1,322,936	1,193,746	0	1,384	63,846	63,960	0
185	May-11	1,386,318	1,265,635	0	998	57,055	62,630	0
186	Jun-11	1,371,270	1,256,764	0	2,838	56,173	55,495	0
187	Jul-11	1,322,276	1,217,877	0	1,036	50,153	53,210	0
188	Aug-11	1,434,004	1,250,475	0	2,954	60,190	119,385	1,000
189	Sep-11	1,443,924	1,317,040	0	2,838	54,026	70,020	0
190	Oct-11	1,333,790	1,200,072	0	1,386	52,372	79,860	100
191	Nov-11	1,390,835	1,288,626	0	1,030	50,004	51,175	0
192	Dec-11	1,517,003	1,377,253	0	2,174	67,926	69,650	0

14 Opioid Drugs Distribution from All Distributors to Walgreens Pharmacies as Anda Customers

#	Month	14 Opioid Drugs						
		Total	Walgreens	Anda	ABDC	Cardinal	McKesson	Other
		154,147,258	97,759,091	68,830	45,390,503	7,657,828	3,269,706	1,300
193	Jan-12	1,200,091	1,084,944	0	740	46,602	67,805	0
194	Feb-12	1,181,233	1,079,440	0	680	39,778	61,335	0
195	Mar-12	1,350,714	1,239,328	0	994	45,342	65,050	0
196	Apr-12	1,188,386	1,078,152	0	1,420	37,584	71,230	0
197	May-12	1,309,457	1,167,652	0	1,368	82,387	58,050	0
198	Jun-12	1,243,647	1,068,009	0	920	104,478	70,240	0
199	Jul-12	1,233,123	1,146,274	0	1,690	55,064	30,095	0
200	Aug-12	1,386,657	1,287,602	0	1,286	43,214	54,555	0
201	Sep-12	1,102,493	1,018,444	0	1,606	42,183	40,260	0
202	Oct-12	1,359,296	1,160,717	0	3,020	119,199	76,360	0
203	Nov-12	1,394,916	1,207,737	0	1,822	114,487	70,870	0
204	Dec-12	1,284,865	1,138,471	0	1,928	77,806	66,660	0
205	Jan-13	1,276,683	1,170,863	0	2,736	65,564	37,520	0
206	Feb-13	1,094,472	987,551	0	1,456	54,850	50,615	0
207	Mar-13	1,270,712	1,124,121	0	4,104	85,047	57,440	0
208	Apr-13	1,371,156	1,222,070	0	4,682	90,899	53,505	0
209	May-13	1,224,206	958,979	0	137,206	62,826	65,195	0
210	Jun-13	1,025,718	558,848	0	401,723	23,042	42,105	0
211	Jul-13	1,223,008	728,547	0	434,283	26,793	33,385	0
212	Aug-13	1,173,565	622,626	0	485,727	13,812	51,400	0
213	Sep-13	1,129,330	527,310	0	539,575	2,020	60,425	0
214	Oct-13	1,247,219	588,370	0	585,231	9,108	64,510	0
215	Nov-13	1,110,532	550,740	1,002	493,945	11,380	53,465	0
216	Dec-13	1,195,999	543,570	0	589,813	24,256	38,360	0

14 Opioid Drugs Distribution from All Distributors to Walgreens Pharmacies as Anda Customers

#	Month	14 Opioid Drugs						
		Total	Walgreens	Anda	ABDC	Cardinal	McKesson	Other
		154,147,258	97,759,091	68,830	45,390,503	7,657,828	3,269,706	1,300
217	Jan-14	1,132,394	559,430	0	522,788	14,026	36,150	0
218	Feb-14	1,054,028	466,510	200	543,666	7,848	35,804	0
219	Mar-14	1,148,853	138,360	0	988,999	3,984	17,510	0
220	Apr-14	1,054,309	0	13,588	1,022,361	246	18,114	0
221	May-14	1,086,903	0	270	1,061,680	939	24,014	0
222	Jun-14	1,036,748	0	90	1,022,348	905	13,405	0
223	Jul-14	1,104,424	0	0	1,087,535	2,160	14,729	0
224	Aug-14	1,056,449	0	2,070	1,042,169	2,300	9,910	0
225	Sep-14	1,075,692	0	2,500	1,063,442	2,240	7,510	0
226	Oct-14	1,176,196	0	2,220	1,162,361	2,605	9,010	0
227	Nov-14	846,587	0	46,500	792,022	945	7,120	0
228	Dec-14	1,209,070	0	390	1,199,780	2,200	6,700	0
229	Jan-15	872,312	No Data	0	863,852	2,510	5,950	No Data
230	Feb-15	887,746	No Data	No Data	876,426	6,110	5,210	No Data
231	Mar-15	954,656	No Data	No Data	942,376	7,080	5,200	No Data
232	Apr-15	954,720	No Data	No Data	943,620	6,400	4,700	No Data
233	May-15	930,433	No Data	No Data	919,699	4,934	5,800	No Data
234	Jun-15	904,623	No Data	No Data	896,408	4,100	4,115	No Data
235	Jul-15	1,010,981	No Data	No Data	998,696	7,260	5,025	No Data
236	Aug-15	889,695	No Data	No Data	883,685	2,500	3,510	No Data
237	Sep-15	824,735	No Data	No Data	815,815	5,300	3,620	No Data
238	Oct-15	1,000,065	No Data	No Data	990,830	5,220	4,015	No Data
239	Nov-15	855,938	No Data	No Data	847,388	4,235	4,315	No Data
240	Dec-15	1,042,010	No Data	No Data	1,034,695	3,400	3,915	No Data

14 Opioid Drugs Distribution from All Distributors to Walgreens Pharmacies as Anda Customers

#	Month	14 Opioid Drugs						
		Total	Walgreens	Anda	ABDC	Cardinal	McKesson	Other
		154,147,258	97,759,091	68,830	45,390,503	7,657,828	3,269,706	1,300
241	Jan-16	851,468	No Data	No Data	845,443	2,015	4,010	No Data
242	Feb-16	829,156	No Data	No Data	822,956	2,800	3,400	No Data
243	Mar-16	975,741	No Data	No Data	967,541	3,100	5,100	No Data
244	Apr-16	866,952	No Data	No Data	864,052	1,100	1,800	No Data
245	May-16	831,638	No Data	No Data	825,028	3,005	3,605	No Data
246	Jun-16	774,606	No Data	No Data	767,486	2,610	4,510	No Data
247	Jul-16	829,304	No Data	No Data	822,054	4,040	3,210	No Data
248	Aug-16	823,500	No Data	No Data	815,690	3,400	4,410	No Data
249	Sep-16	886,037	No Data	No Data	877,932	4,300	3,805	No Data
250	Oct-16	783,799	No Data	No Data	773,779	5,905	4,115	No Data
251	Nov-16	809,200	No Data	No Data	801,480	4,410	3,310	No Data
252	Dec-16	892,966	No Data	No Data	889,166	3,000	800	No Data
253	Jan-17	765,845	No Data	No Data	763,335	2,310	200	No Data
254	Feb-17	720,917	No Data	No Data	717,617	3,200	100	No Data
255	Mar-17	883,074	No Data	No Data	879,164	3,910	0	No Data
256	Apr-17	714,656	No Data	No Data	712,346	2,100	210	No Data
257	May-17	775,719	No Data	No Data	771,919	3,100	700	No Data
258	Jun-17	791,717	No Data	No Data	787,202	3,615	900	No Data
259	Jul-17	713,365	No Data	No Data	710,565	1,800	1,000	No Data
260	Aug-17	774,028	No Data	No Data	769,523	3,905	600	No Data
261	Sep-17	745,984	No Data	No Data	742,984	2,500	500	No Data
262	Oct-17	702,424	No Data	No Data	700,218	2,206	0	No Data
263	Nov-17	692,681	No Data	No Data	687,976	4,505	200	No Data
264	Dec-17	731,124	No Data	No Data	727,749	2,975	400	No Data

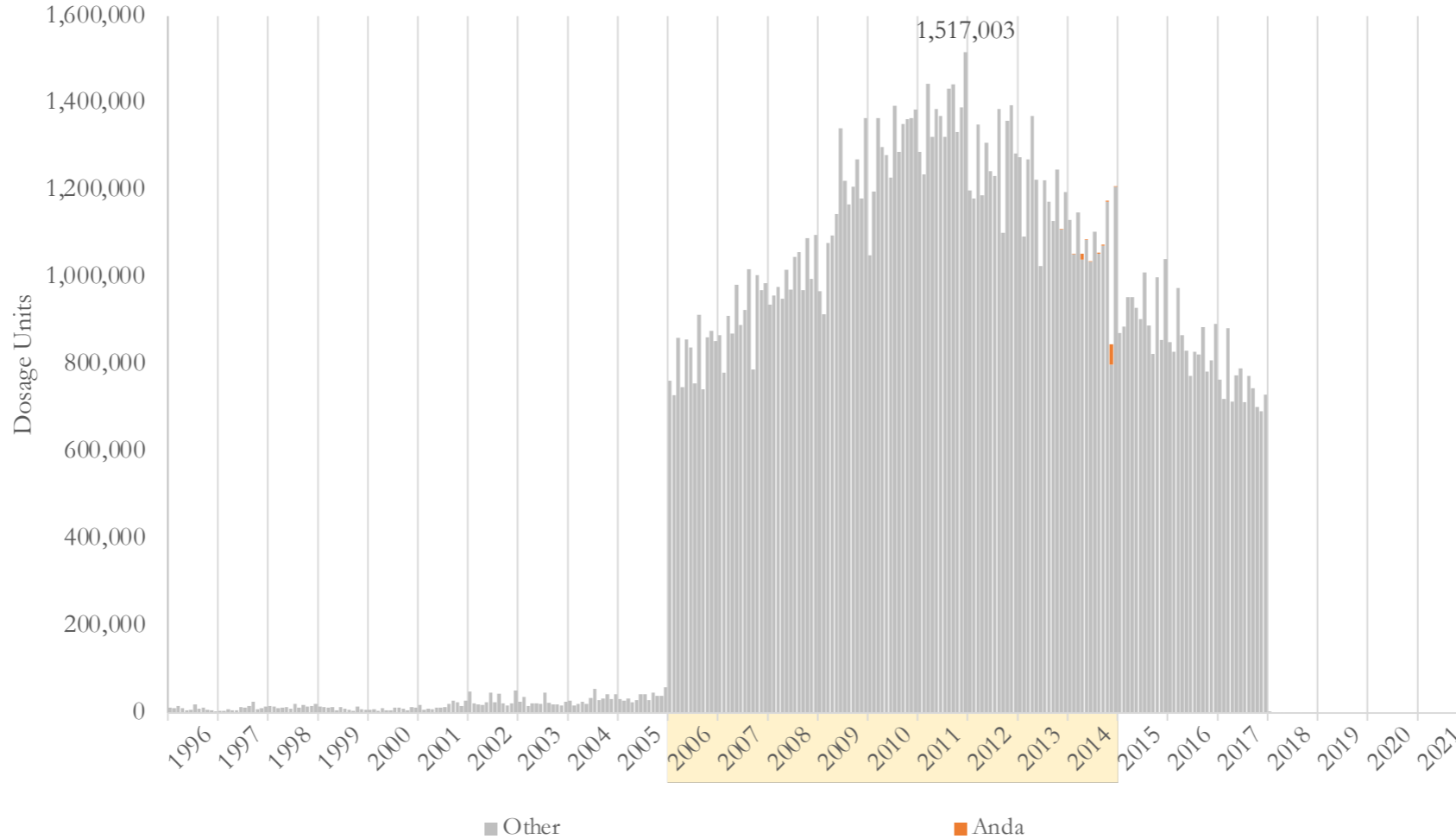
San Francisco, CA
 1/1996-12/2018
 All Distributors
 Walgreens Pharmacies as Anda Customers
 14 Drugs: Oxycodone, Hydrocodone, Buprenorphine, Codeine, Dihydrocodeine, Fentanyl, Hydromorphone, Levorphanol, Methadone, Meperidine, Morphine, Opium (Powdered), Oxymorphone, Tapentadol
 Dosage Units

14 Opioid Drugs Distribution from All Distributors to Walgreens Pharmacies as Anda Customers

#	Month	14 Opioid Drugs						
		Total	Walgreens	Anda	ABDC	Cardinal	McKesson	Other
		154,147,258	97,759,091	68,830	45,390,503	7,657,828	3,269,706	1,300
265	Jan-18	4,330	No Data	No Data	No Data	4,330	0	No Data
266	Feb-18	500	No Data	No Data	No Data	0	500	No Data
267	Mar-18	200	No Data	No Data	No Data	0	200	No Data
268	Apr-18	400	No Data	No Data	No Data	0	400	No Data
269	May-18	300	No Data	No Data	No Data	0	300	No Data
270	Jun-18	500	No Data	No Data	No Data	No Data	500	No Data
271	Jul-18	500	No Data	No Data	No Data	No Data	500	No Data
272	Aug-18	400	No Data	No Data	No Data	No Data	400	No Data
273	Sep-18	300	No Data	No Data	No Data	No Data	300	No Data
274	Oct-18	300	No Data	No Data	No Data	No Data	300	No Data
275	Nov-18	300	No Data	No Data	No Data	No Data	300	No Data
276	Dec-18	200	No Data	No Data	No Data	No Data	200	No Data

San Francisco, CA
1/1996-12/2018
All Distributors
Walgreens Pharmacies as Anda Customers
14 Drugs: Oxycodone, Hydrocodone, Buprenorphine, Codeine, Dihydrocodeine, Fentanyl, Hydromorphone, Levorphanol, Methadone, Meperidine, Morphine, Opium (Powdered), Oxymorphone, Tapentadol
Dosage Units

14 Opioid Drugs Distribution from All Distributors to Walgreens Pharmacies as Anda Customers



Data Source: ARCOS (2006 – 2014); Defendant Distribution Data.

14 Opioid Drugs Distribution from All Distributors to Moms Pharmacy

#	Month	14 Opioid Drugs			
		Total	Anda	ABDC	Other
		4,917,250	1,409,425	3,507,645	180
1	Nov-05	7,890	0	7,890	No Data
2	Dec-05	48,960	0	48,960	No Data
3	Jan-06	38,720	0	38,720	0
4	Feb-06	29,890	0	29,890	0
5	Mar-06	62,965	0	62,965	0
6	Apr-06	53,270	18,830	34,440	0
7	May-06	69,375	60,780	8,595	0
8	Jun-06	89,705	74,675	15,030	0
9	Jul-06	58,765	24,100	34,665	0
10	Aug-06	43,040	400	42,640	0
11	Sep-06	62,080	9,000	53,080	0
12	Oct-06	85,449	29,320	56,129	0
13	Nov-06	66,164	0	66,164	0
14	Dec-06	59,112	20,720	38,392	0

14 Opioid Drugs Distribution from All Distributors to Moms Pharmacy

#	Month	14 Opioid Drugs			
		Total	Anda	ABDC	Other
		4,917,250	1,409,425	3,507,645	180
15	Jan-07	196,132	165,585	30,547	0
16	Feb-07	287,300	258,140	29,160	0
17	Mar-07	50,039	4,090	45,949	0
18	Apr-07	67,080	16,560	50,520	0
19	May-07	50,160	600	49,560	0
20	Jun-07	73,207	0	73,207	0
21	Jul-07	67,323	18,500	48,823	0
22	Aug-07	99,545	0	99,545	0
23	Sep-07	49,494	0	49,494	0
24	Oct-07	85,164	19,175	65,989	0
25	Nov-07	54,684	29,460	25,224	0
26	Dec-07	67,902	18,020	49,882	0
27	Jan-08	111,490	41,780	69,710	0
28	Feb-08	107,842	57,440	50,402	0
29	Mar-08	76,305	26,930	49,375	0
30	Apr-08	99,737	47,925	51,812	0
31	May-08	103,422	43,520	59,902	0
32	Jun-08	87,482	10,200	77,282	0
33	Jul-08	109,065	47,345	61,720	0
34	Aug-08	129,945	33,555	96,390	0
35	Sep-08	107,205	31,650	75,555	0
36	Oct-08	92,263	19,940	72,323	0
37	Nov-08	138,506	44,770	93,736	0
38	Dec-08	79,826	12,360	67,466	0

Moms Pharmacy (DEA: BS9536422)

11/2005-7/2010

All Distributors

4071 18th Street

San Francisco, CA, 94114

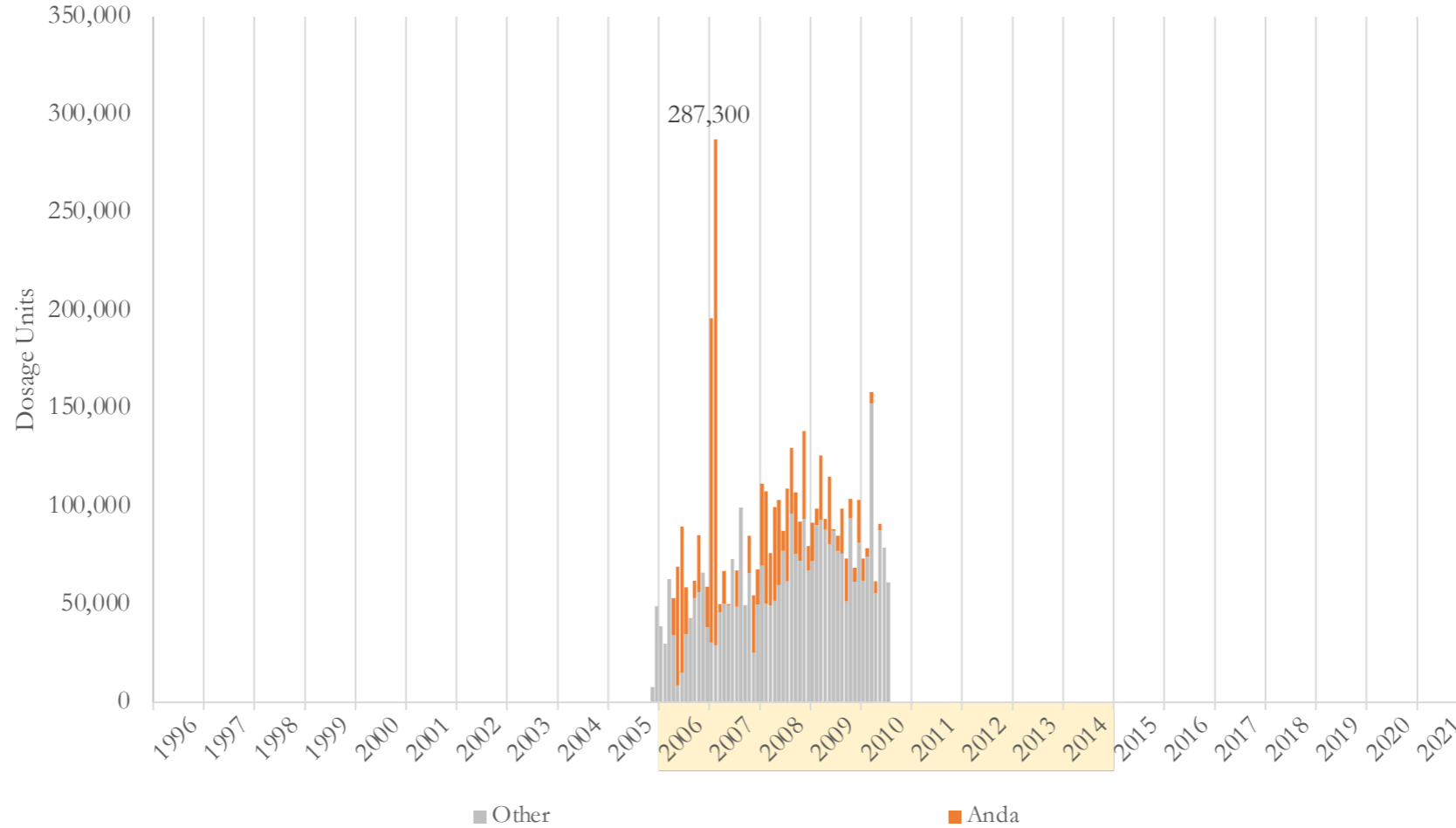
14 Drugs: Oxycodone, Hydrocodone, Buprenorphine, Codeine, Dihydrocodeine, Fentanyl, Hydromorphone, Levorphanol, Methadone, Meperidine, Morphine, Opium (Powdered), Oxymorphone, Tapentadol

Dosage Units

14 Opioid Drugs Distribution from All Distributors to Moms Pharmacy

#	Month	14 Opioid Drugs			
		Total	Anda	ABDC	Other
		4,917,250	1,409,425	3,507,645	180
39	Jan-09	91,665	19,670	71,995	0
40	Feb-09	98,945	8,380	90,565	0
41	Mar-09	125,965	32,760	93,205	0
42	Apr-09	93,576	5,410	88,166	0
43	May-09	115,284	34,695	80,589	0
44	Jun-09	88,474	1,000	87,474	0
45	Jul-09	85,132	7,840	77,292	0
46	Aug-09	98,823	22,820	76,003	0
47	Sep-09	73,547	21,880	51,487	180
48	Oct-09	103,804	9,800	94,004	0
49	Nov-09	68,834	7,390	61,444	0
50	Dec-09	103,231	21,900	81,331	0
51	Jan-10	73,330	11,160	62,170	0
52	Feb-10	78,665	4,450	74,215	0
53	Mar-10	158,359	5,700	152,659	0
54	Apr-10	61,777	6,100	55,677	0
55	May-10	91,010	3,100	87,910	0
56	Jun-10	79,030	0	79,030	0
57	Jul-10	61,296	0	61,296	0

14 Opioid Drugs Distribution from All Distributors to Moms Pharmacy



3/2005-6/2010

All Distributors

191 Golden Gate Avenue

San Francisco, CA, 94102

14 Drugs: Oxycodone, Hydrocodone, Buprenorphine, Codeine, Dihydrocodeine, Fentanyl, Hydromorphone, Levorphanol, Methadone, Meperidine, Morphine, Opium (Powdered), Oxymorphone, Tapentadol

Dosage Units

14 Opioid Drugs Distribution from All Distributors to Specialty Pharmacies Inc, DBA Castro Street Pharmacy

#	Month	14 Opioid Drugs		
		Total	Anda	ABDC
		7,148,943	1,925,665	5,223,278
1	Mar-05	85,945	0	85,945
2	Apr-05	108,425	0	108,425
3	May-05	100,850	0	100,850
4	Jun-05	123,245	0	123,245
5	Jul-05	132,350	0	132,350
6	Aug-05	138,649	0	138,649
7	Sep-05	94,850	0	94,850
8	Oct-05	154,990	0	154,990
9	Nov-05	87,365	0	87,365
10	Dec-05	85,345	0	85,345
11	Jan-06	106,420	0	106,420
12	Feb-06	97,980	0	97,980
13	Mar-06	105,370	1,000	104,370
14	Apr-06	89,170	13,000	76,170
15	May-06	137,515	95,505	42,010
16	Jun-06	128,200	83,000	45,200
17	Jul-06	105,160	70,710	34,450
18	Aug-06	88,015	0	88,015
19	Sep-06	125,755	20,075	105,680
20	Oct-06	86,310	0	86,310
21	Nov-06	150,505	0	150,505
22	Dec-06	166,530	128,000	38,530

3/2005-6/2010

All Distributors

191 Golden Gate Avenue

San Francisco, CA, 94102

14 Drugs: Oxycodone, Hydrocodone, Buprenorphine, Codeine, Dihydrocodeine, Fentanyl, Hydromorphone, Levorphanol, Methadone, Meperidine, Morphine, Opium (Powdered), Oxymorphone, Tapentadol

Dosage Units

14 Opioid Drugs Distribution from All Distributors to Specialty Pharmacies Inc, DBA Castro Street Pharmacy

#	Month	14 Opioid Drugs		
		Total	Anda	ABDC
		7,148,943	1,925,665	5,223,278
23	Jan-07	124,642	71,305	53,337
24	Feb-07	157,077	130,420	26,657
25	Mar-07	65,765	40,935	24,830
26	Apr-07	62,855	31,030	31,825
27	May-07	94,525	49,475	45,050
28	Jun-07	92,590	36,320	56,270
29	Jul-07	57,995	18,800	39,195
30	Aug-07	82,925	14,810	68,115
31	Sep-07	78,460	13,860	64,600
32	Oct-07	103,405	11,530	91,875
33	Nov-07	113,205	47,260	65,945
34	Dec-07	111,050	43,700	67,350
35	Jan-08	93,710	31,460	62,250
36	Feb-08	126,615	66,015	60,600
37	Mar-08	112,760	47,090	65,670
38	Apr-08	105,315	48,225	57,090
39	May-08	127,425	60,165	67,260
40	Jun-08	97,600	37,160	60,440
41	Jul-08	140,270	55,960	84,310
42	Aug-08	115,950	44,790	71,160
43	Sep-08	108,360	39,270	69,090
44	Oct-08	139,030	39,240	99,790
45	Nov-08	130,165	55,750	74,415
46	Dec-08	94,140	35,950	58,190

3/2005-6/2010

All Distributors

191 Golden Gate Avenue

San Francisco, CA, 94102

14 Drugs: Oxycodone, Hydrocodone, Buprenorphine, Codeine, Dihydrocodeine, Fentanyl, Hydromorphone, Levorphanol, Methadone, Meperidine, Morphine, Opium (Powdered), Oxymorphone, Tapentadol

Dosage Units

14 Opioid Drugs Distribution from All Distributors to Specialty Pharmacies Inc, DBA Castro Street Pharmacy

		14 Opioid Drugs		
		Total	Anda	ABDC
#	Month	7,148,943	1,925,665	5,223,278
47	Jan-09	122,125	44,615	77,510
48	Feb-09	134,095	54,220	79,875
49	Mar-09	102,440	40,080	62,360
50	Apr-09	124,965	44,120	80,845
51	May-09	126,590	52,415	74,175
52	Jun-09	112,875	30,000	82,875
53	Jul-09	123,280	25,600	97,680
54	Aug-09	100,935	11,200	89,735
55	Sep-09	114,920	10,000	104,920
56	Oct-09	106,895	10,000	96,895
57	Nov-09	109,700	5,375	104,325
58	Dec-09	135,100	36,260	98,840
59	Jan-10	127,005	50,365	76,640
60	Feb-10	111,140	29,605	81,535
61	Mar-10	109,540	0	109,540
62	Apr-10	117,700	0	117,700
63	May-10	124,095	0	124,095
64	Jun-10	110,765	0	110,765

Specialty Pharmacies Inc, DBA Castro Street Pharmacy (DEA: BS9324322)
3/2005-6/2010
All Distributors
191 Golden Gate Avenue
San Francisco, CA, 94102
14 Drugs: Oxycodone, Hydrocodone, Buprenorphine, Codeine, Dihydrocodeine, Fentanyl, Hydromorphone, Levorphanol, Methadone, Meperidine, Morphine, Opium (Powdered), Oxymorphone, Tapentadol
Dosage Units

14 Opioid Drugs Distribution from All Distributors to Specialty Pharmacies Inc, DBA Castro Street Pharmacy

