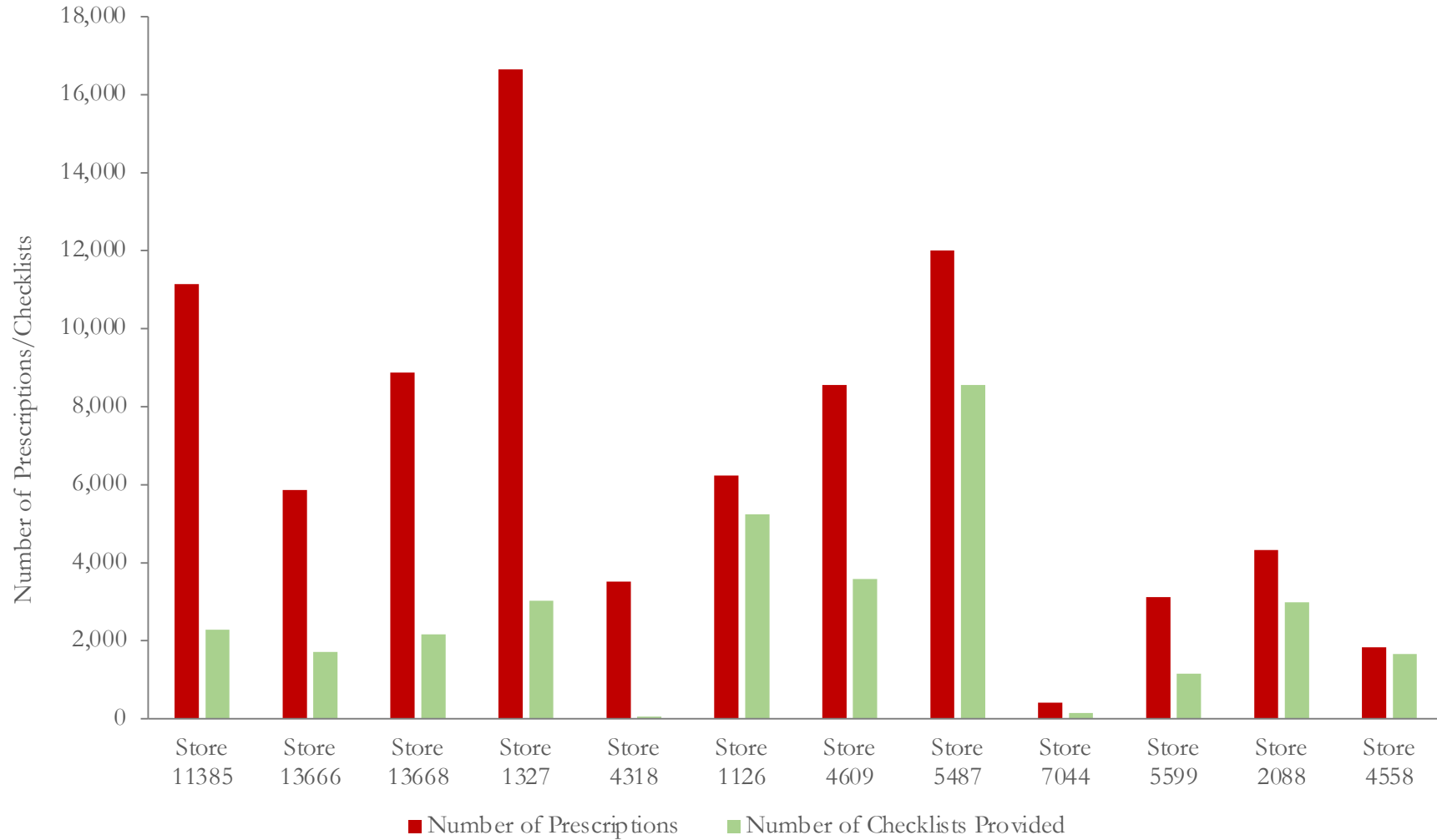


Target Drug Opioid Prescriptions Versus Target Drug Checklists

	Total	2013	2014	2015	2016	2017	2018	2019	2020
Target Drug Opioid Prescriptions	82,507	9,943	12,619	12,833	12,270	11,823	10,367	8,954	3,698
WAG TDGFD Checklist on Those Prescriptions	32,566	2,241	3,168	4,102	3,223	5,598	7,142	5,093	1,999
Target Drug Opioid Prescriptions with no TDGFD Checklist (%)	60.53%	77.46%	74.89%	68.04%	73.73%	52.65%	31.11%	43.12%	45.94%

Number of Target Drug Opioid Prescription versus Number of Target Drug Checklists



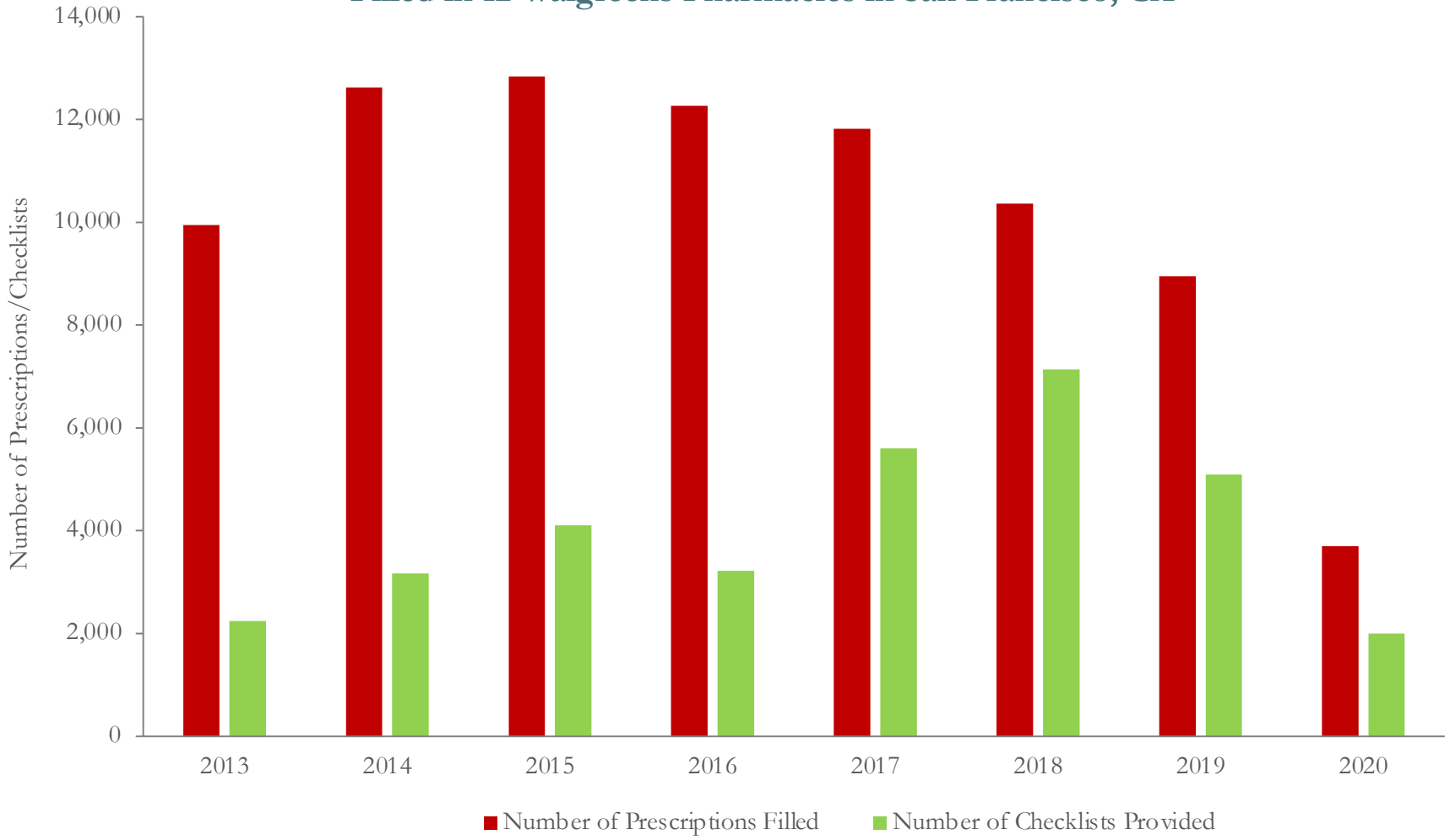
Summary of Target Drug Opioid Prescriptions

Pharmacy	Total Prescriptions	2013	2014	2015	2016	2017	2018	2019	2020
Walgreens 11385	11,148	1,224	1,823	1,890	1,998	1,725	1,443	828	217
Walgreens 13666	5,861	743	912	1,131	979	849	634	416	197
Walgreens 13668	8,870	1,706	2,005	1,496	1,190	1,007	695	500	271
Walgreens 1327	16,642	1,930	2,551	2,339	2,302	2,328	2,228	2,046	918
Walgreens 4318	3,515	733	572	425	429	507	377	343	129
Walgreens 1126	6,233	800	1,051	1,071	1,038	934	754	585	0
Walgreens 4609	8,551	673	914	1,293	1,276	1,423	1,315	1,190	467
Walgreens 5487	12,010	1,098	1,573	1,819	1,734	1,727	1,594	1,637	828
Walgreens 7044	406	26	47	63	58	47	62	71	32
Walgreens 5599	3,119	350	428	427	390	384	391	517	232
Walgreens 2088	4,327	411	515	593	606	650	635	595	322
Walgreens 4558	1,825	249	228	286	270	242	239	226	85
Total	82,507	9,943	12,619	12,833	12,270	11,823	10,367	8,954	3,698

Summary of Checklists on Target Drug Opioid Prescriptions

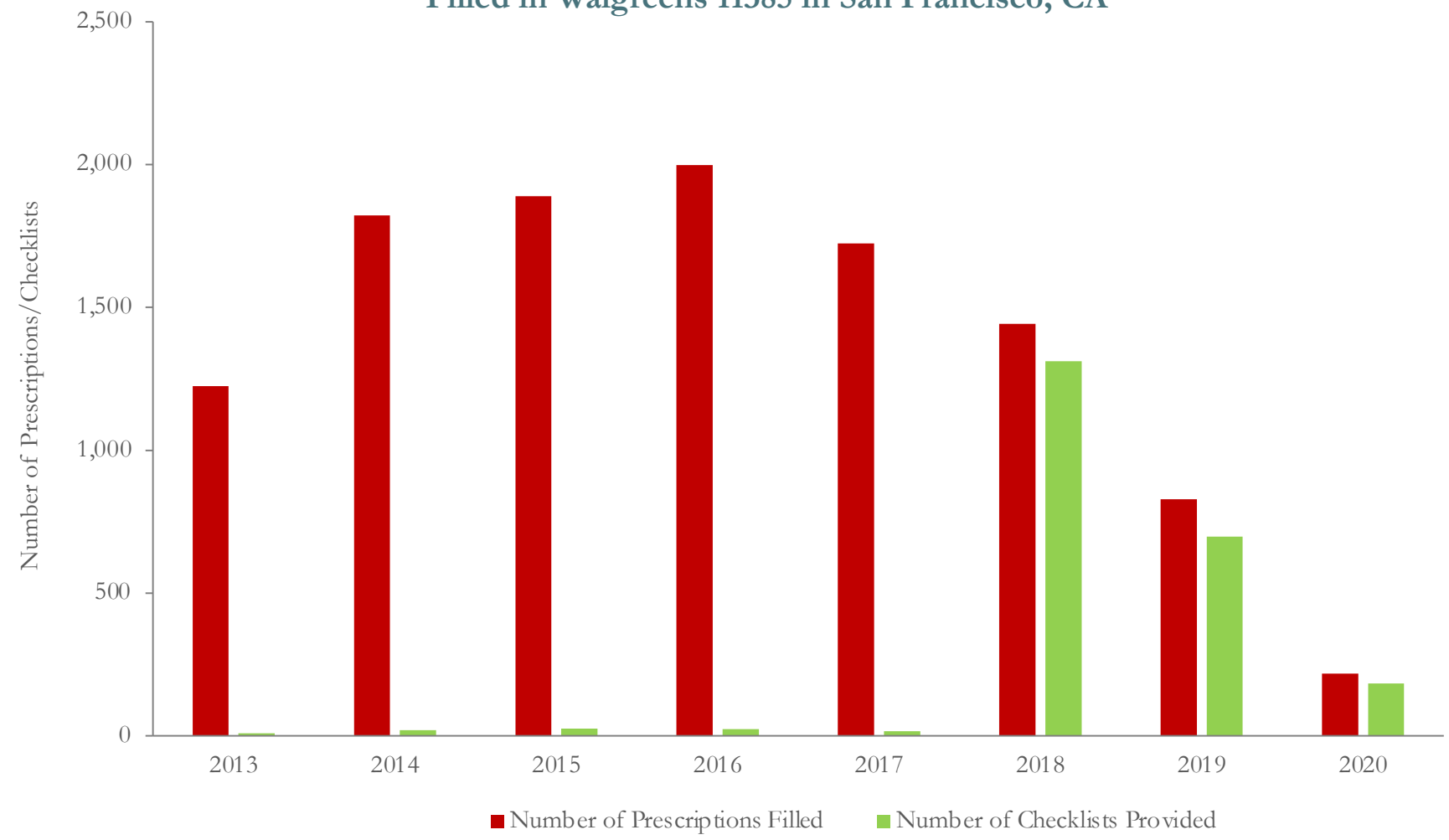
Pharmacy	Total Checklists	2013	2014	2015	2016	2017	2018	2019	2020
Walgreens 11385	2,285	8	0	0	0	0	1,312	698	183
Walgreens 13666	1,713	4	2	646	290	344	19	258	133
Walgreens 13668	2,163	15	24	1	2	957	612	353	198
Walgreens 1327	3,029	0	2	1	4	195	1,271	1,170	367
Walgreens 4318	51	0	0	0	0	0	0	0	51
Walgreens 1126	5,241	699	1,007	975	965	831	533	229	0
Walgreens 4609	3,577	4	0	0	0	1,197	1,181	890	279
Walgreens 5487	8,552	901	1,413	1,612	1,388	1,351	1,062	425	399
Walgreens 7044	143	0	1	0	0	25	47	53	17
Walgreens 5599	1,160	0	0	2	123	320	283	308	124
Walgreens 2088	2,989	379	475	563	163	111	601	507	179
Walgreens 4558	1,663	231	216	257	238	238	214	200	69
Total	32,566	2,241	3,140	4,057	3,173	5,569	7,135	5,091	1,999

Summary of Target Drug Opioid Prescriptions Filled in 12 Walgreens Pharmacies in San Francisco, CA



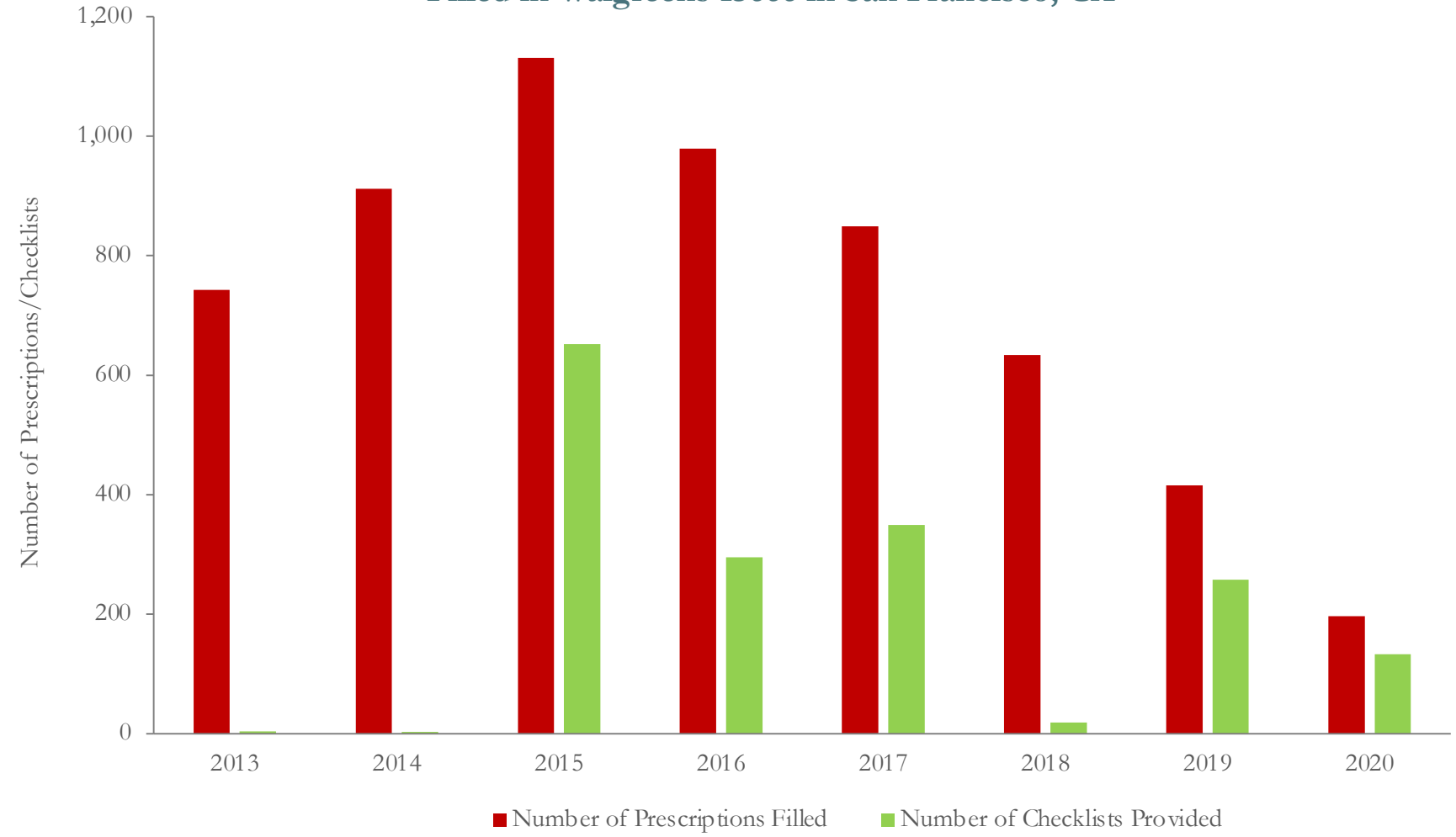
Data Source: Processed Walgreens' Dispensing Data (1/2006 – 6/2020)
Walgreens Production WAGCASF00106243, WAGCASF00127316 - WAGCASF00335564

Summary of Target Drug Opioid Prescriptions Filled in Walgreens 11385 in San Francisco, CA



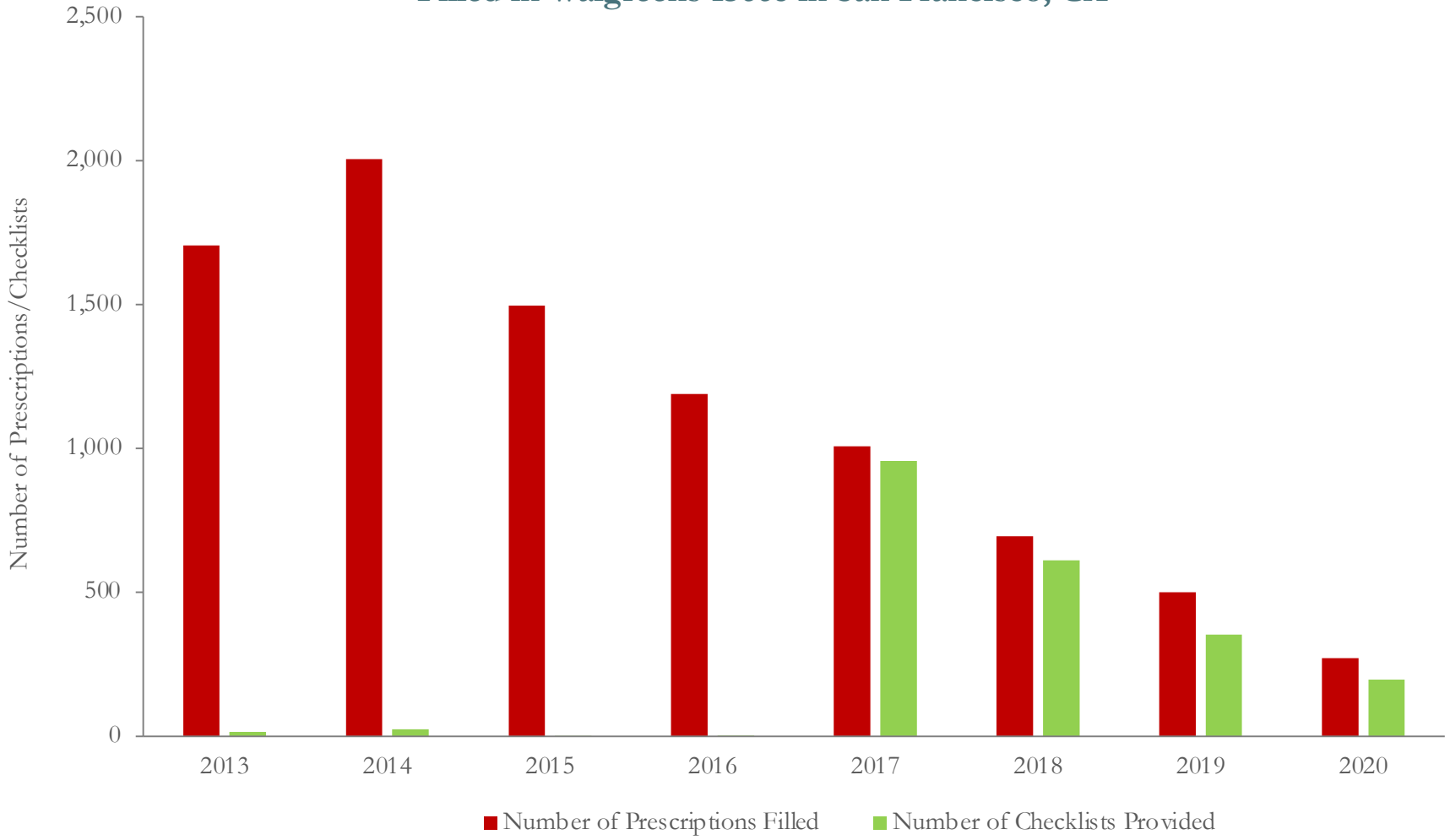
Data Source: Processed Walgreens' Dispensing Data (1/2006 – 6/2020)
Walgreens Production WAGCASF00106243, WAGCASF00127316 - WAGCASF00335564

Summary of Target Drug Opioid Prescriptions Filled in Walgreens 13666 in San Francisco, CA



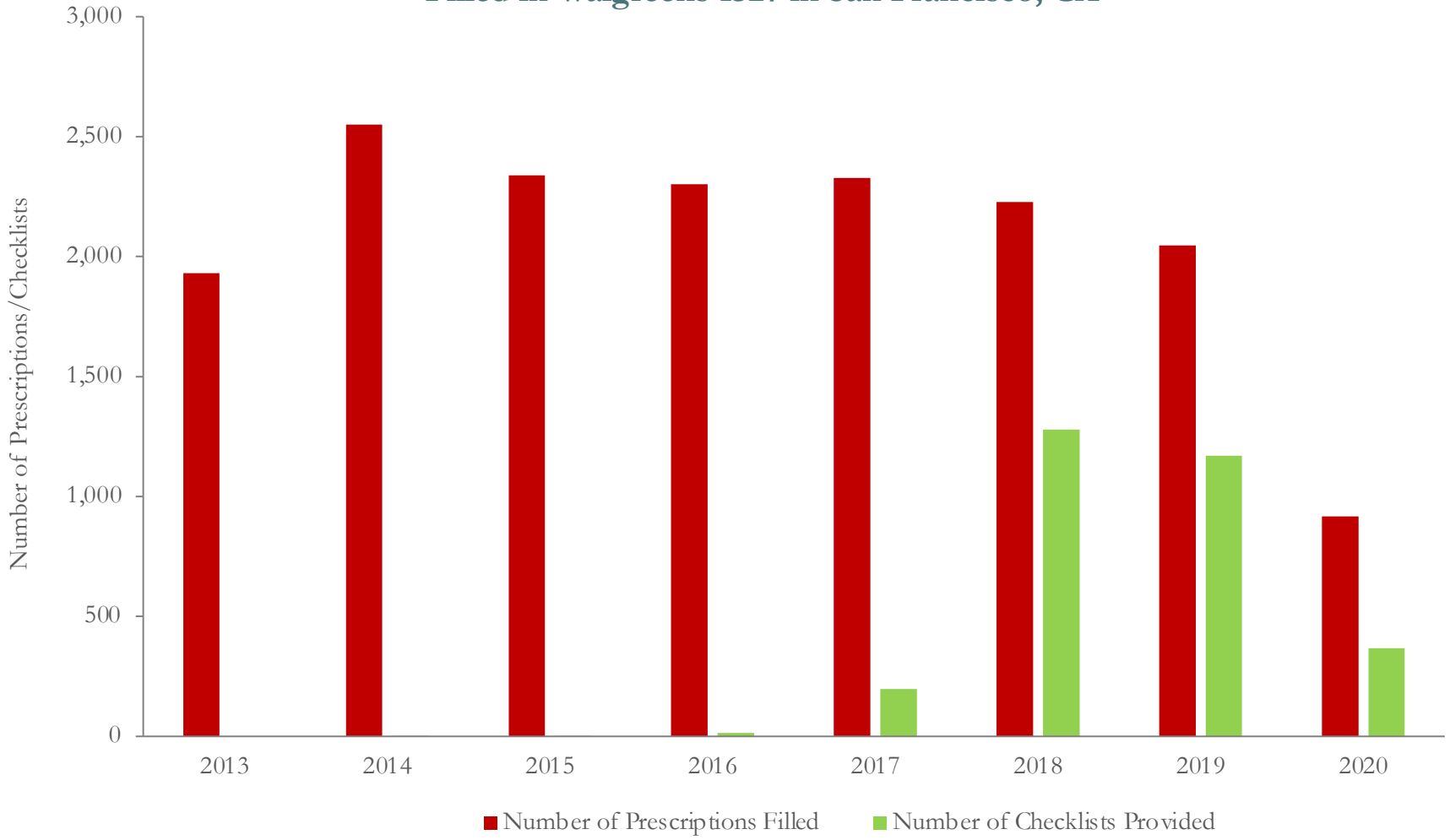
Data Source: Processed Walgreens' Dispensing Data (1/2006 – 6/2020)
Walgreens Production WAGCASF00106243, WAGCASF00127316 - WAGCASF00335564

Summary of Target Drug Opioid Prescriptions Filled in Walgreens 13668 in San Francisco, CA



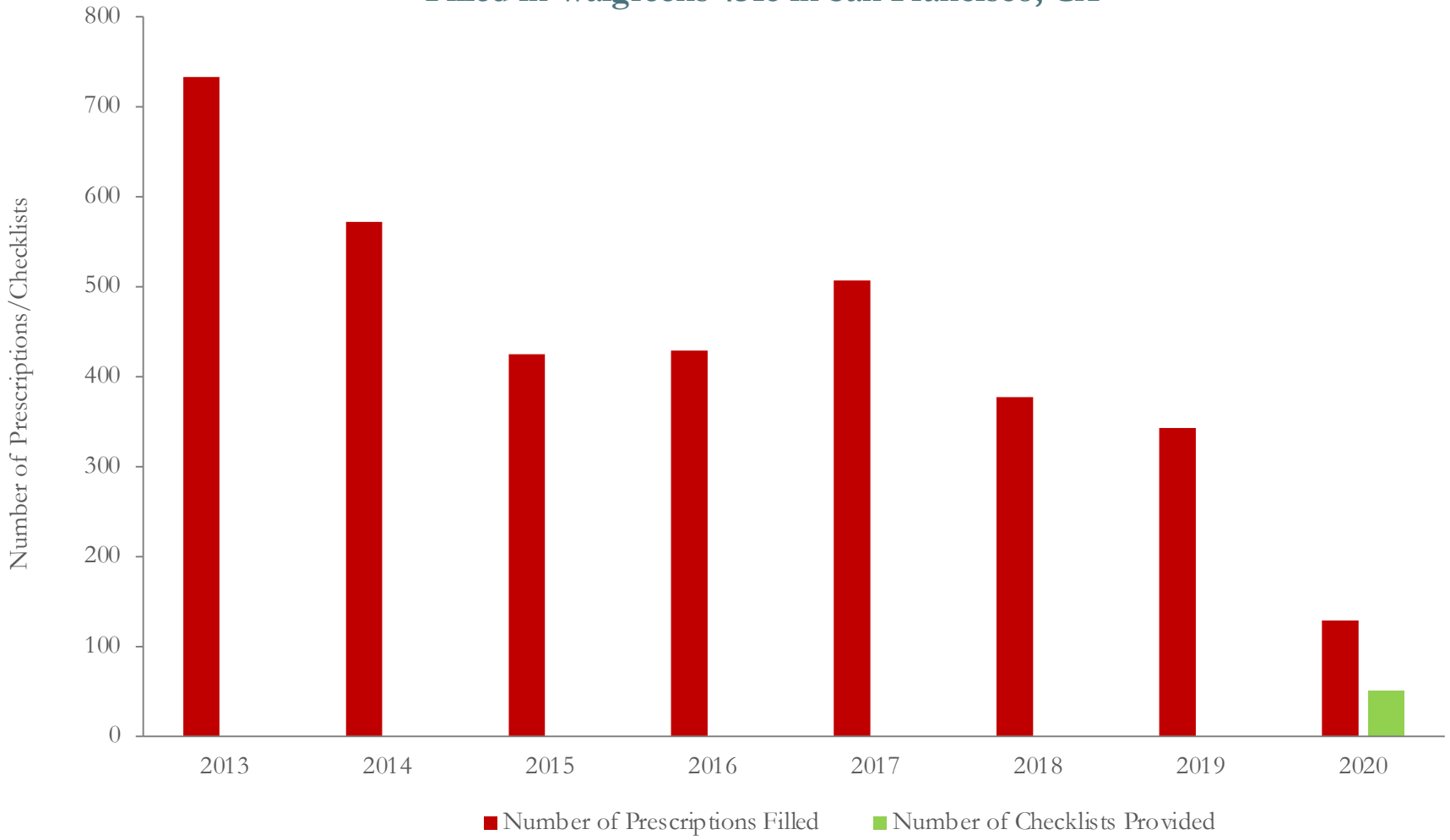
Data Source: Processed Walgreens' Dispensing Data (1/2006 – 6/2020)
Walgreens Production WAGCASF00106243, WAGCASF00127316 - WAGCASF00335564

Summary of Target Drug Opioid Prescriptions Filled in Walgreens 1327 in San Francisco, CA



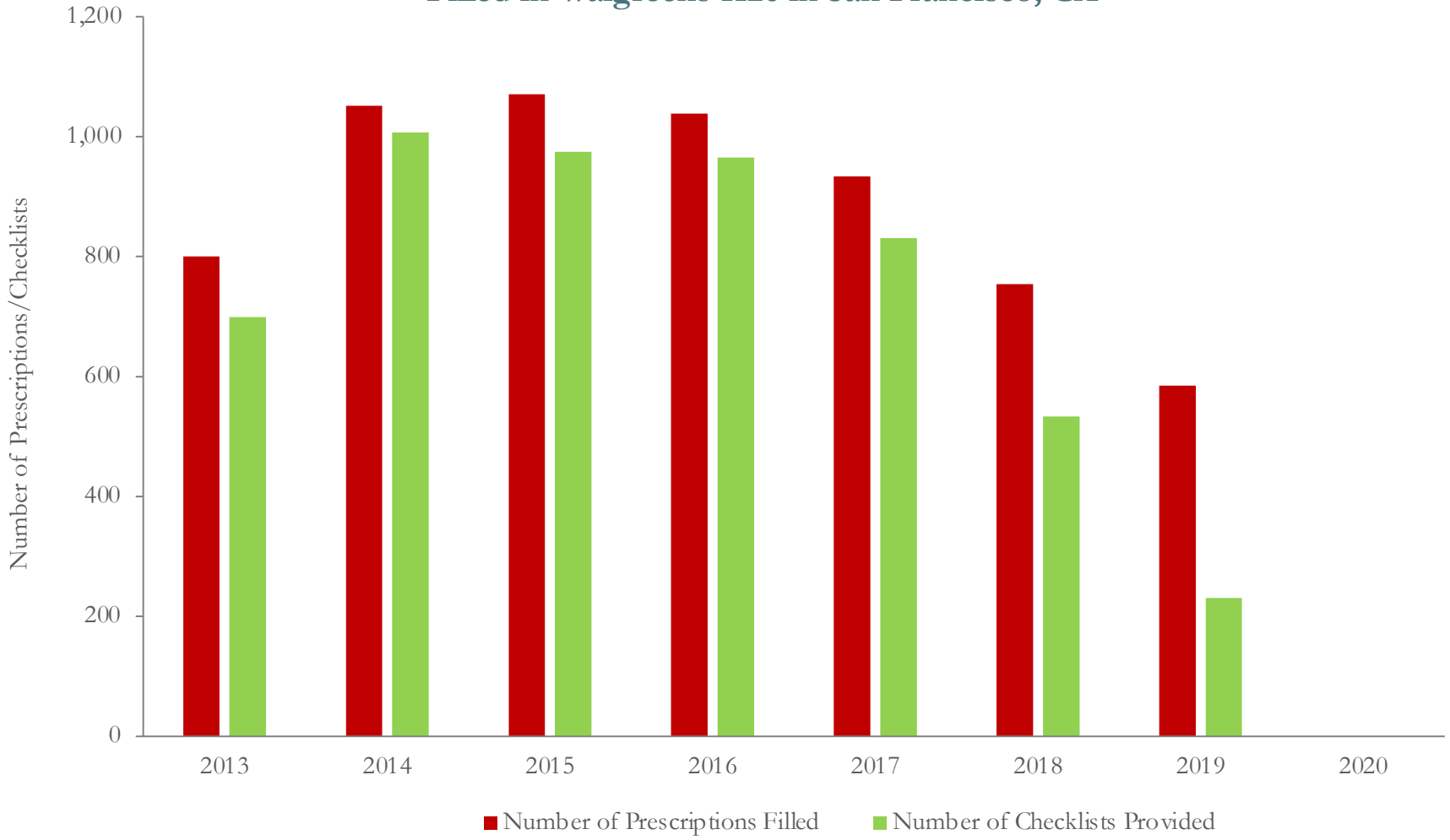
Data Source: Processed Walgreens' Dispensing Data (1/2006 – 6/2020)
Walgreens Production WAGCASF00106243, WAGCASF00127316 - WAGCASF00335564

Summary of Target Drug Opioid Prescriptions Filled in Walgreens 4318 in San Francisco, CA



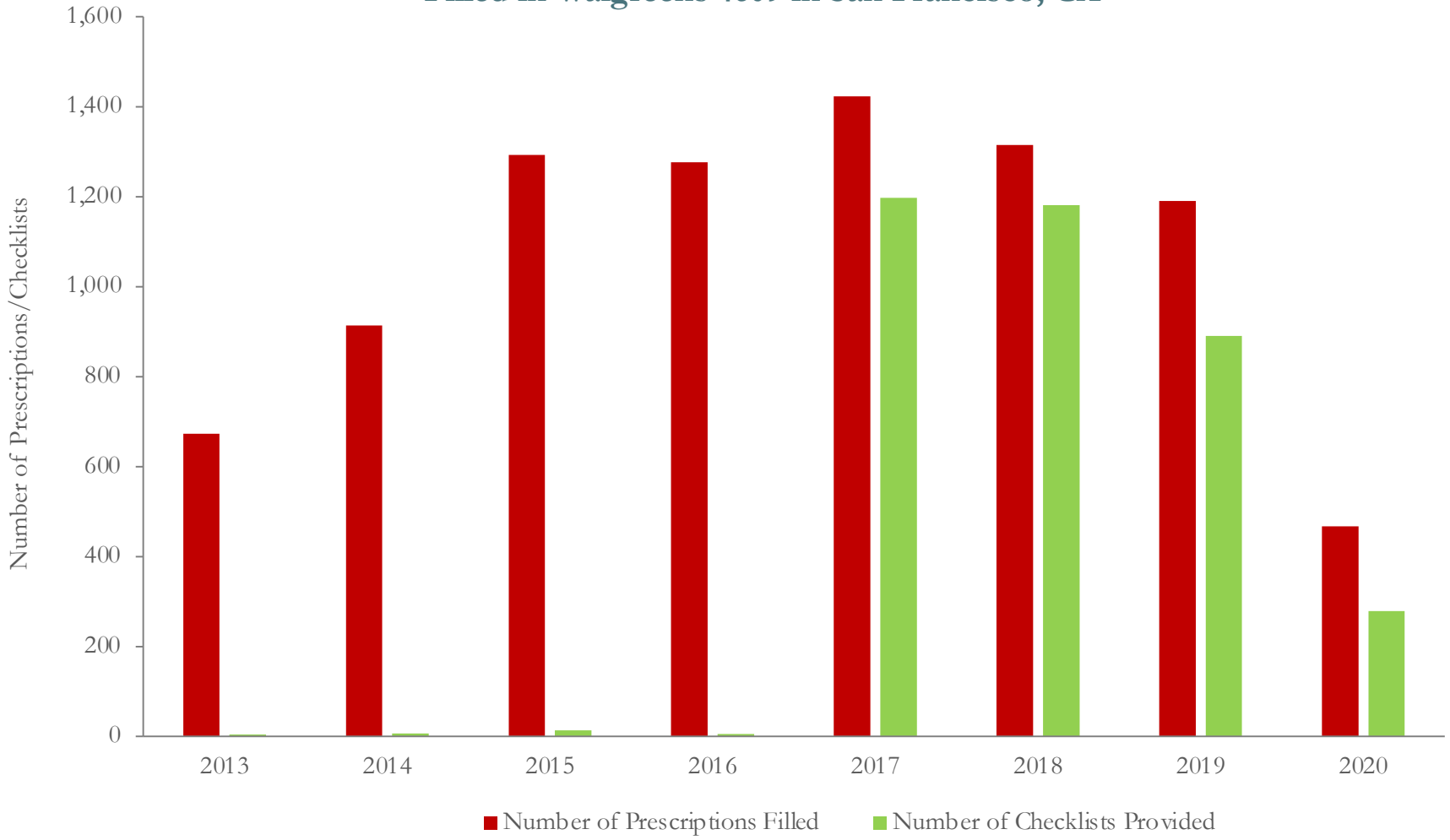
Data Source: Processed Walgreens' Dispensing Data (1/2006 – 6/2020)
Walgreens Production WAGCASF00106243, WAGCASF00127316 - WAGCASF00335564

Summary of Target Drug Opioid Prescriptions Filled in Walgreens 1126 in San Francisco, CA



Data Source: Processed Walgreens' Dispensing Data (1/2006 – 6/2020)
Walgreens Production WAGCASF00106243, WAGCASF00127316 - WAGCASF00335564

Summary of Target Drug Opioid Prescriptions Filled in Walgreens 4609 in San Francisco, CA

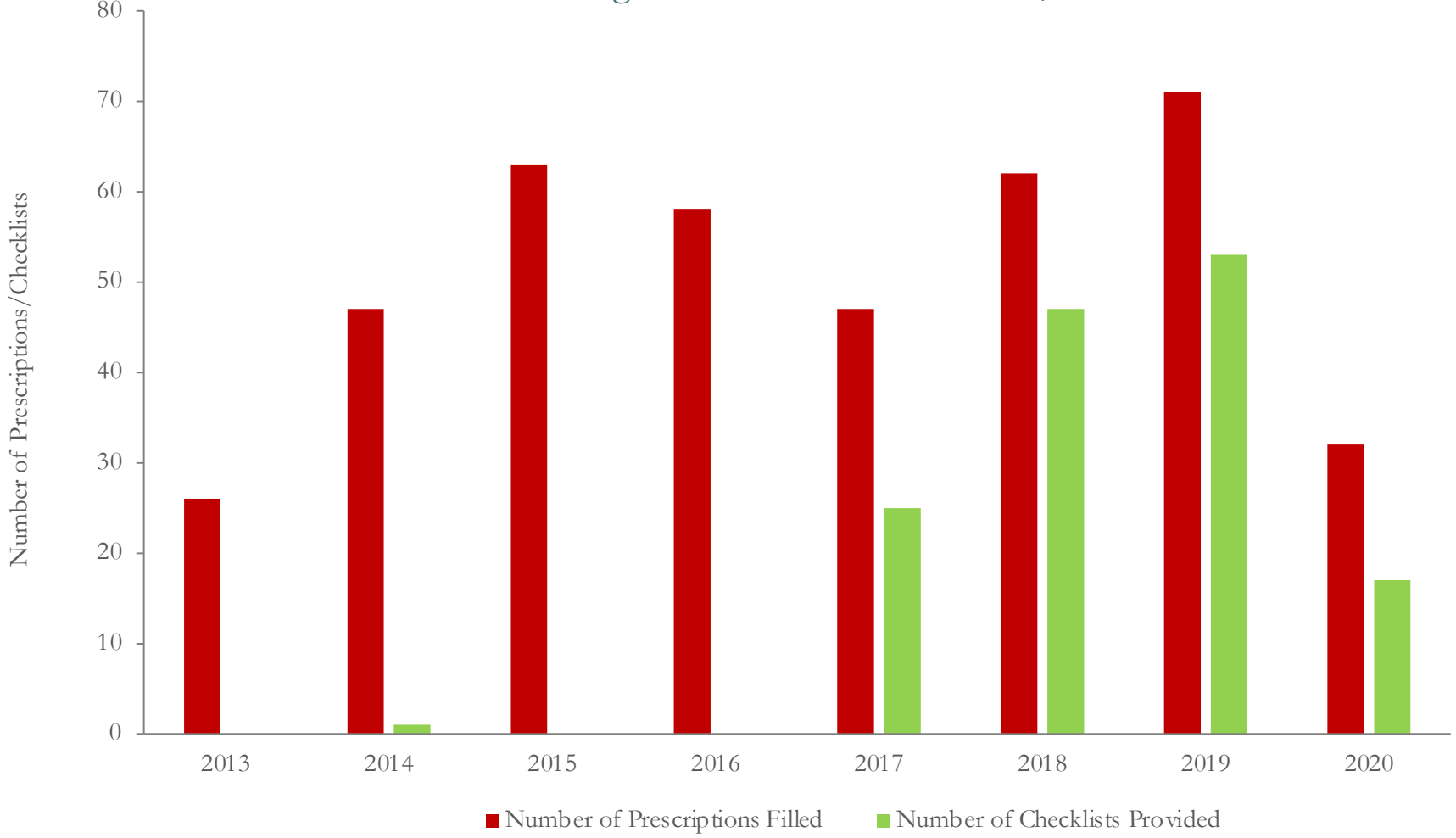


Data Source: Processed Walgreens' Dispensing Data (1/2006 – 6/2020)
Walgreens Production WAGCASF00106243, WAGCASF00127316 - WAGCASF00335564

Summary of Target Drug Opioid Prescriptions Filled in Walgreens 5487 in San Francisco, CA

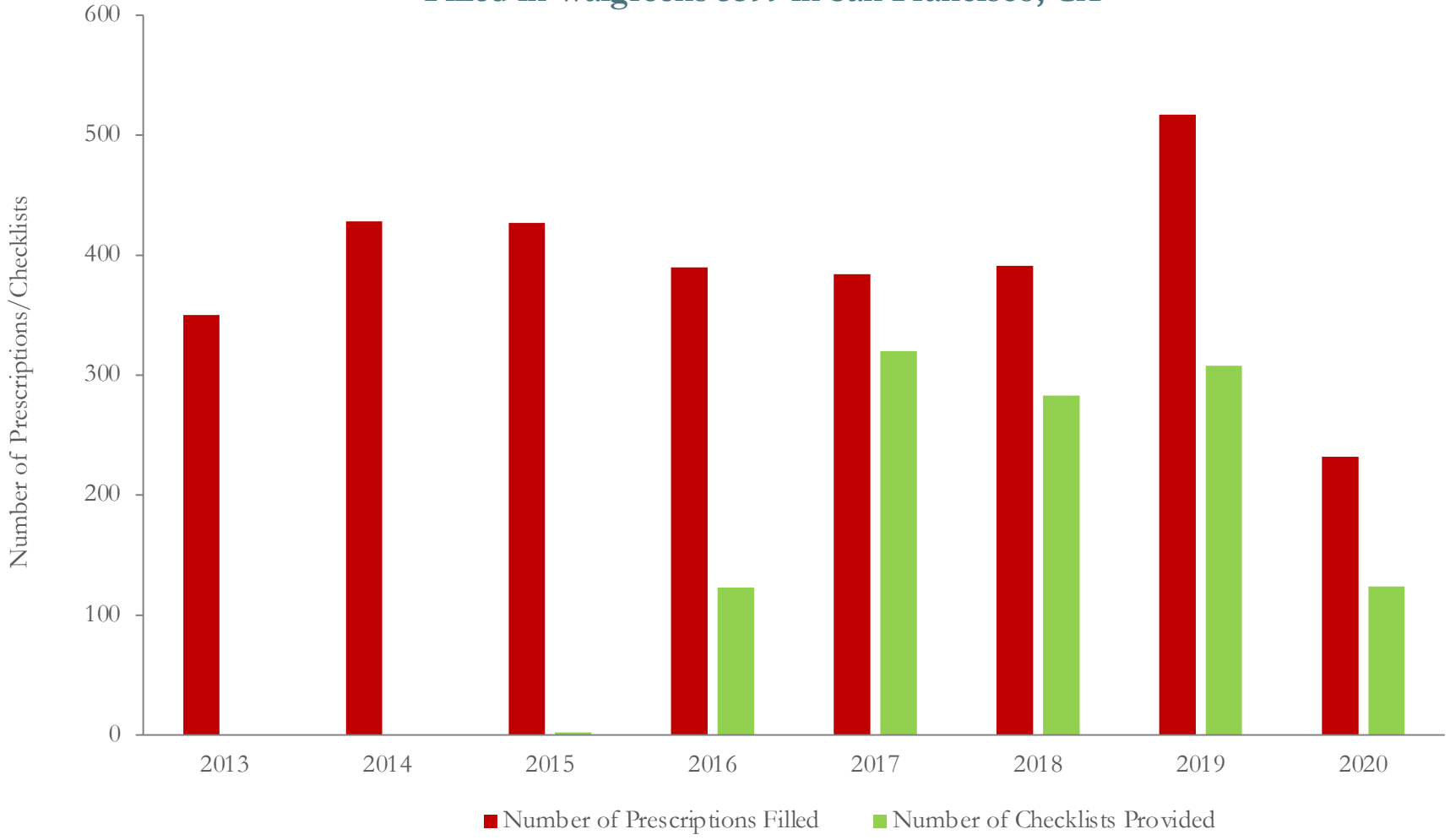


Summary of Target Drug Opioid Prescriptions Filled in Walgreens 7044 in San Francisco, CA



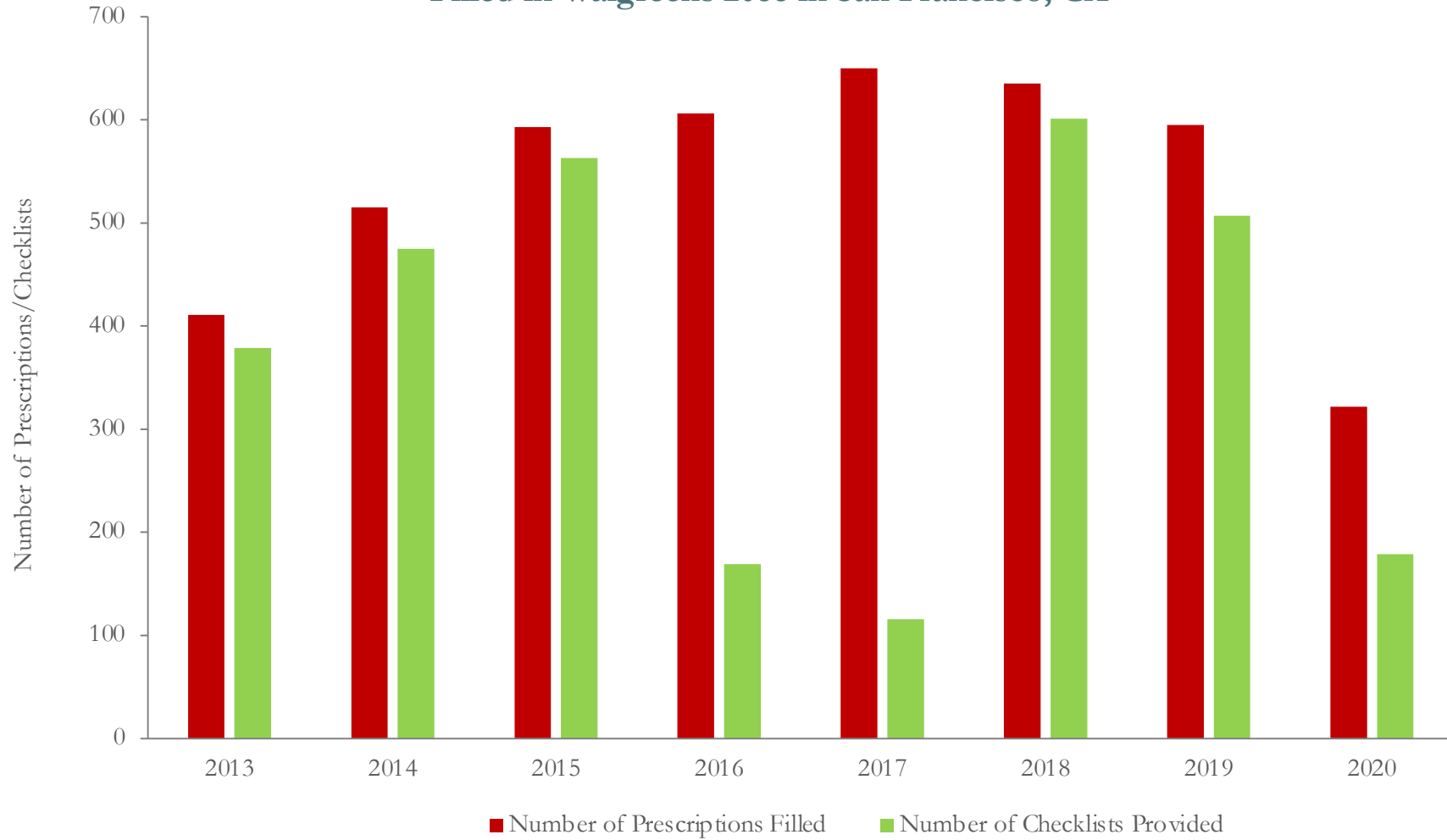
Data Source: Processed Walgreens' Dispensing Data (1/2006 – 6/2020)
Walgreens Production WAGCASF00106243, WAGCASF00127316 - WAGCASF00335564

Summary of Target Drug Opioid Prescriptions Filled in Walgreens 5599 in San Francisco, CA

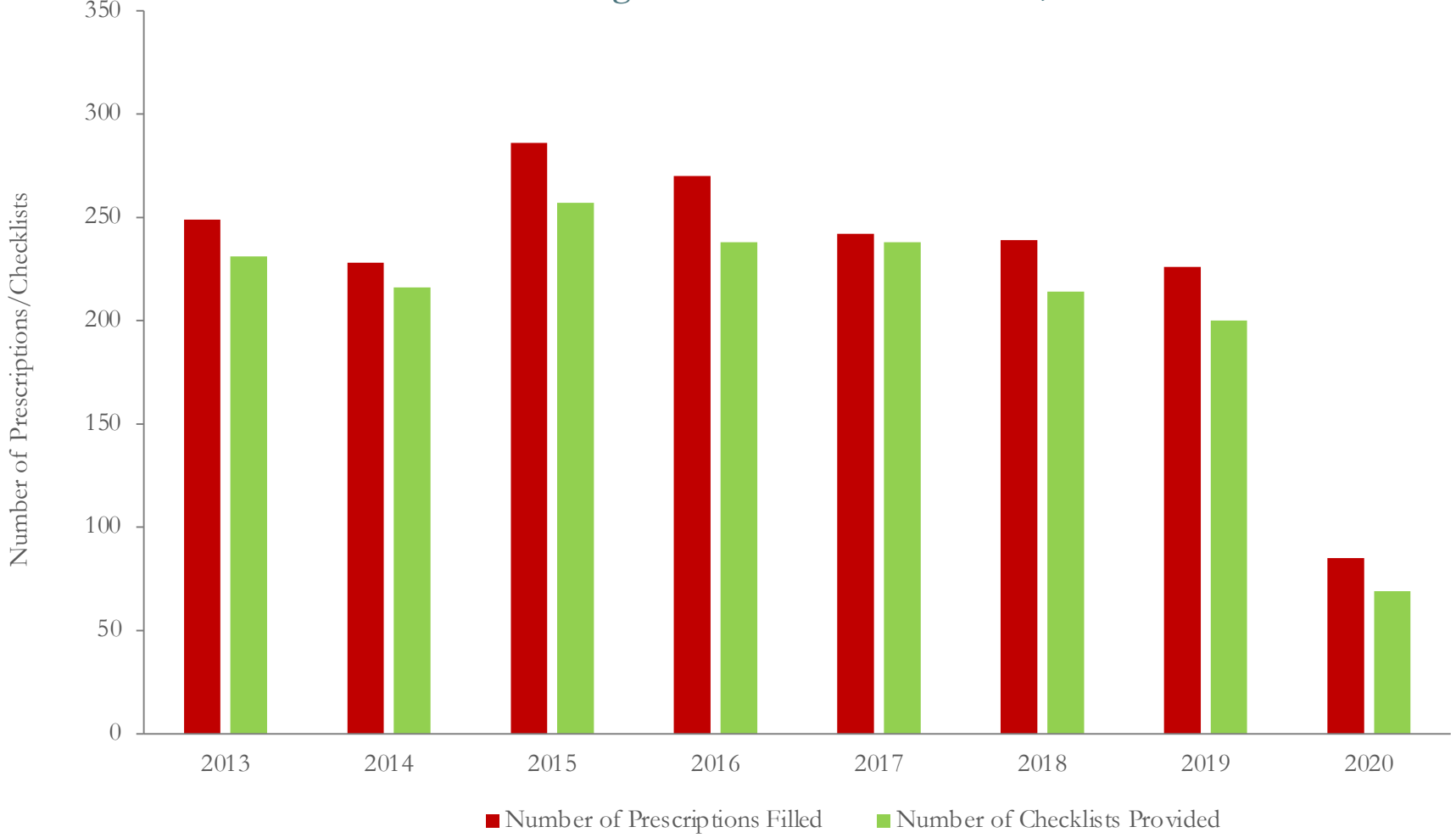


Data Source: Processed Walgreens' Dispensing Data (1/2006 – 6/2020)
Walgreens Production WAGCASF00106243, WAGCASF00127316 - WAGCASF00335564

Summary of Target Drug Opioid Prescriptions Filled in Walgreens 2088 in San Francisco, CA



Summary of Target Drug Opioid Prescriptions Filled in Walgreens 4558 in San Francisco, CA



Data Source: Processed Walgreens' Dispensing Data (1/2006 – 6/2020)
Walgreens Production WAGCASF00106243, WAGCASF00127316 - WAGCASF00335564