

## Distributor Market Share of Endo Manufactured Opioids in Dosage Units

Region	California		Bay Area		San Francisco, CA	
	Dosage Units	%	Dosage Units	%	Dosage Units	%
McKesson Corporation	105,979,040	43.6%	17,182,080	34.3%	2,496,340	43.7%
AmerisourceBergen Drug	71,938,660	29.6%	16,927,560	33.8%	1,112,540	19.5%
Cardinal Health	26,467,560	10.9%	4,927,440	9.8%	776,720	13.6%
Walgreens	5,860,800	2.4%	1,925,200	3.8%	641,300	11.2%
Anda, Inc	1,074,600	0.4%	57,620	0.1%	14,720	0.3%
<b>Subtotal</b>	<b>211,320,660</b>	<b>87.04%</b>	<b>41,019,900</b>	<b>81.87%</b>	<b>5,041,620</b>	<b>88.35%</b>
<b>Other Distributors Total</b>	<b>31,474,608</b>	<b>12.96%</b>	<b>9,082,636</b>	<b>18.13%</b>	<b>665,100</b>	<b>11.65%</b>
<b>Total</b>	<b>242,795,268</b>	<b>100.00%</b>	<b>50,102,536</b>	<b>100.00%</b>	<b>5,706,720</b>	<b>100.00%</b>

Bay Area includes Alameda County, Contra Costa County, Marin County, Napa County, San Francisco County, San Mateo County, Santa Clara County, Solano County, Sonoma County

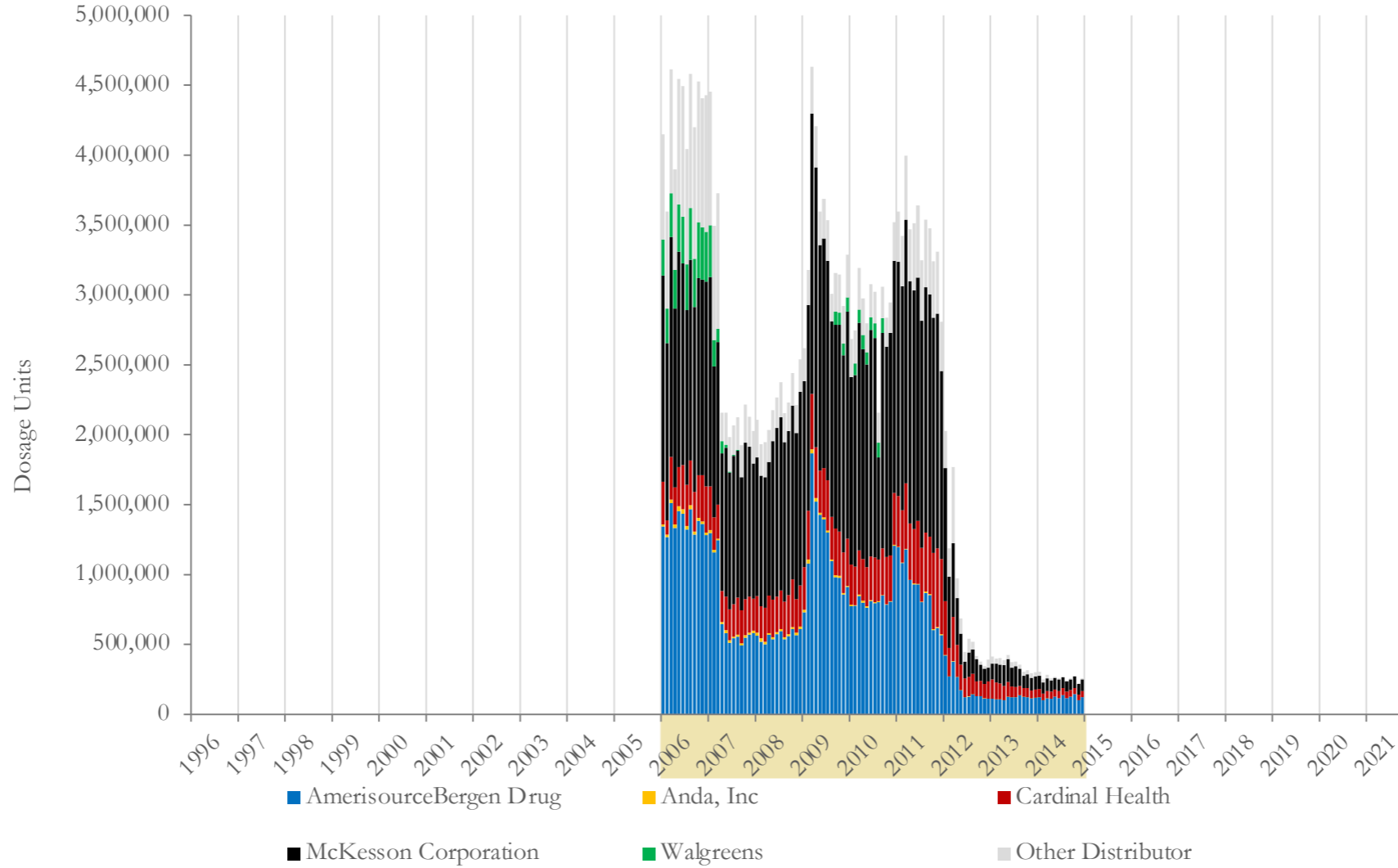
Based on NDC provided by Manufacturer Defendants' Responses to Plaintiffs' Interrogatories and cross-checked by ARCOS

Data Source: ARCOS (2006-2014), Defendant Distribution Data

PLAINTIFFS TRIAL  
EXHIBIT

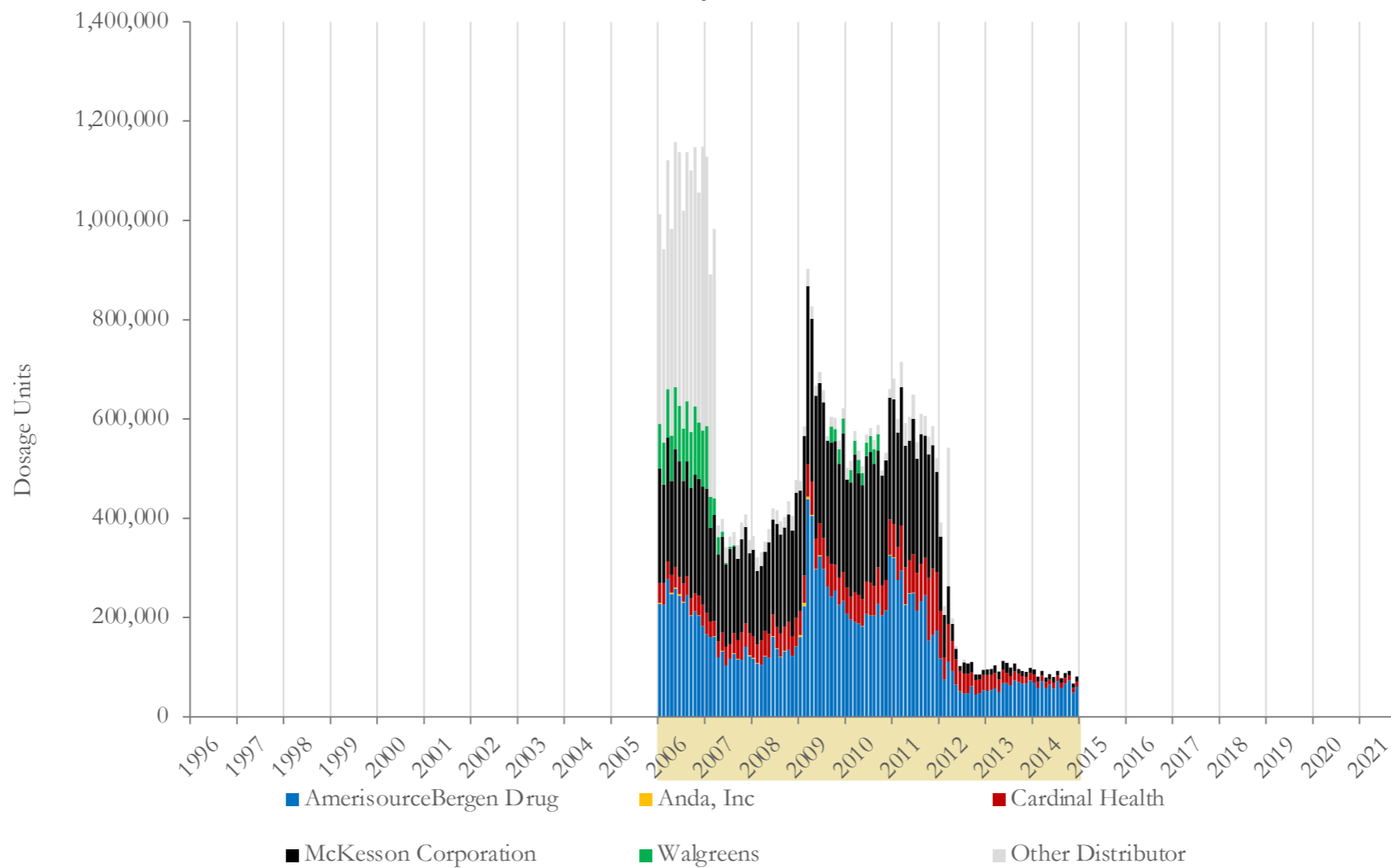
**P-29846\_00001**

### Distributor Market Share of Endo Manufactured Opioids in Dosage Units California



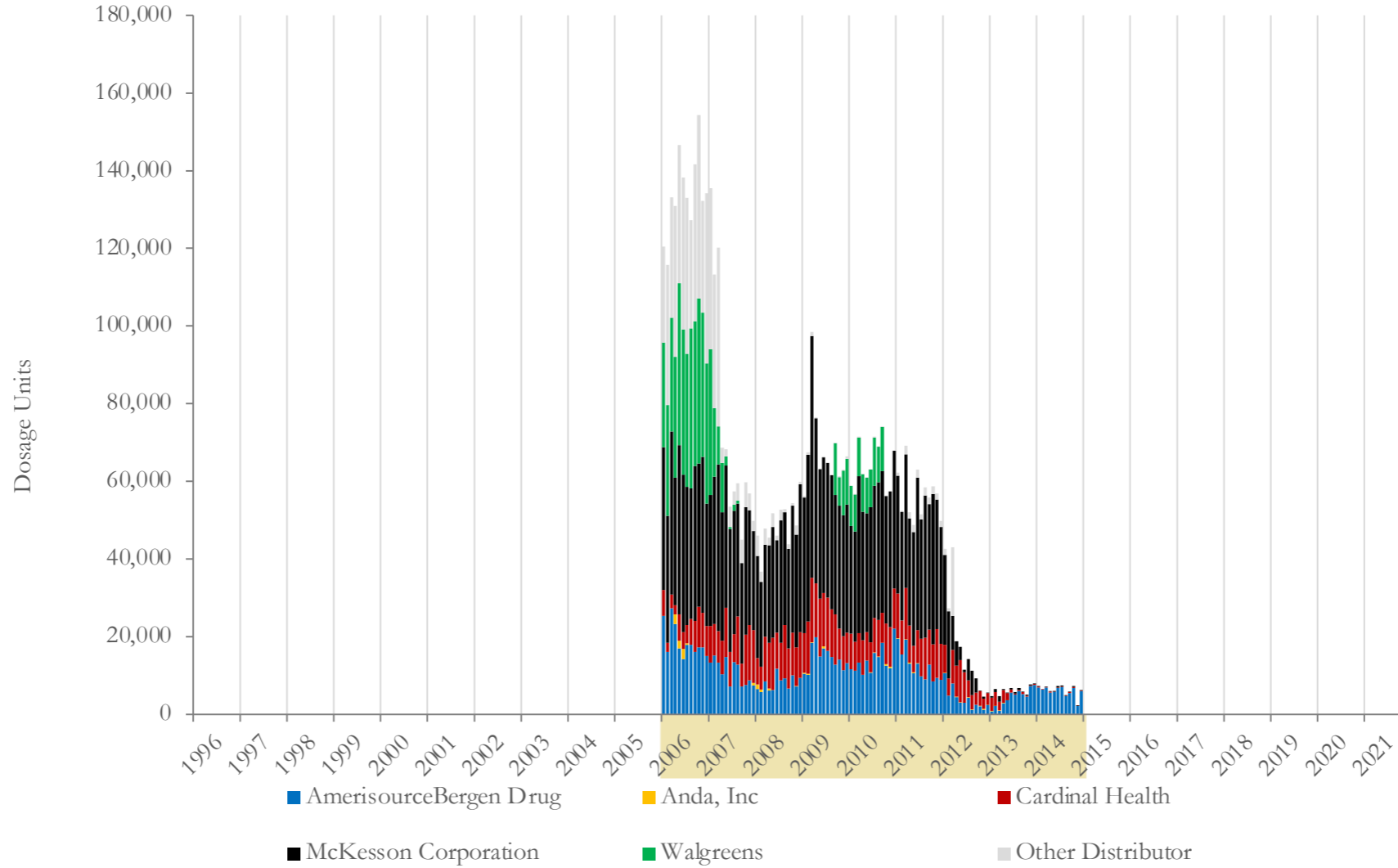
Based on NDC provided by Manufacturer Defendants' Responses to Plaintiffs' Interrogatories and cross-checked by ARCOS  
Data Source: ARCOS (2006-2014), Defendant Distribution Data

### Distributor Market Share of Endo Manufactured Opioids in Dosage Units Bay Area



Bay Area includes Alameda County, Contra Costa County, Marin County, Napa County, San Francisco County, San Mateo County, Santa Clara County, Solano County, Sonoma County  
 Based on NDC provided by Manufacturer Defendants' Responses to Plaintiffs' Interrogatories and cross-checked by ARCOS  
 Data Source: ARCOS (2006-2014), Defendant Distribution Data

### Distributor Market Share of Endo Manufactured Opioids in Dosage Units San Francisco, CA

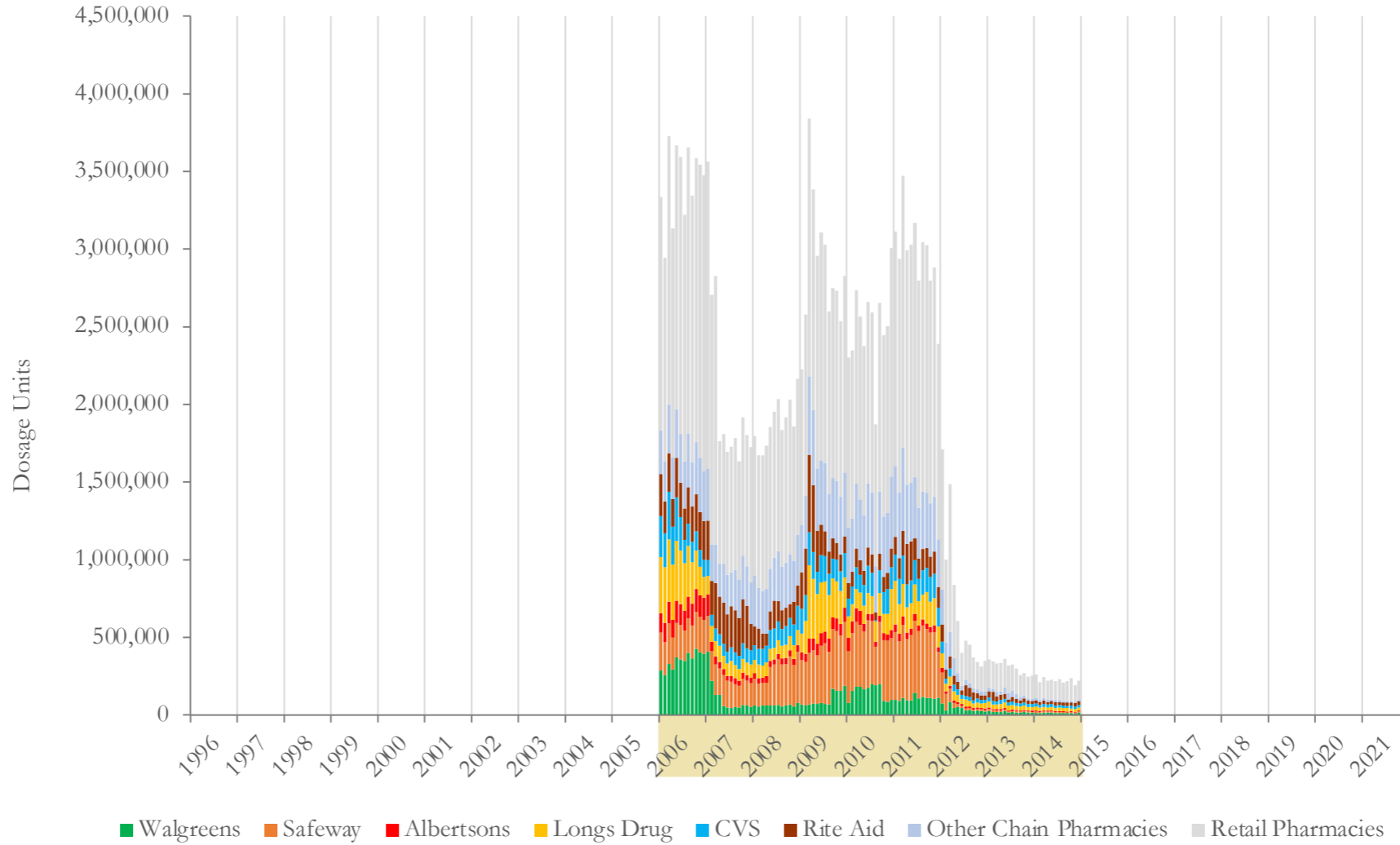


Based on NDC provided by Manufacturer Defendants' Responses to Plaintiffs' Interrogatories and cross-checked by ARCOS  
Data Source: ARCOS (2006-2014), Defendant Distribution Data

## Pharmacy Market Share of Endo Manufactured Opioids in Dosage Units

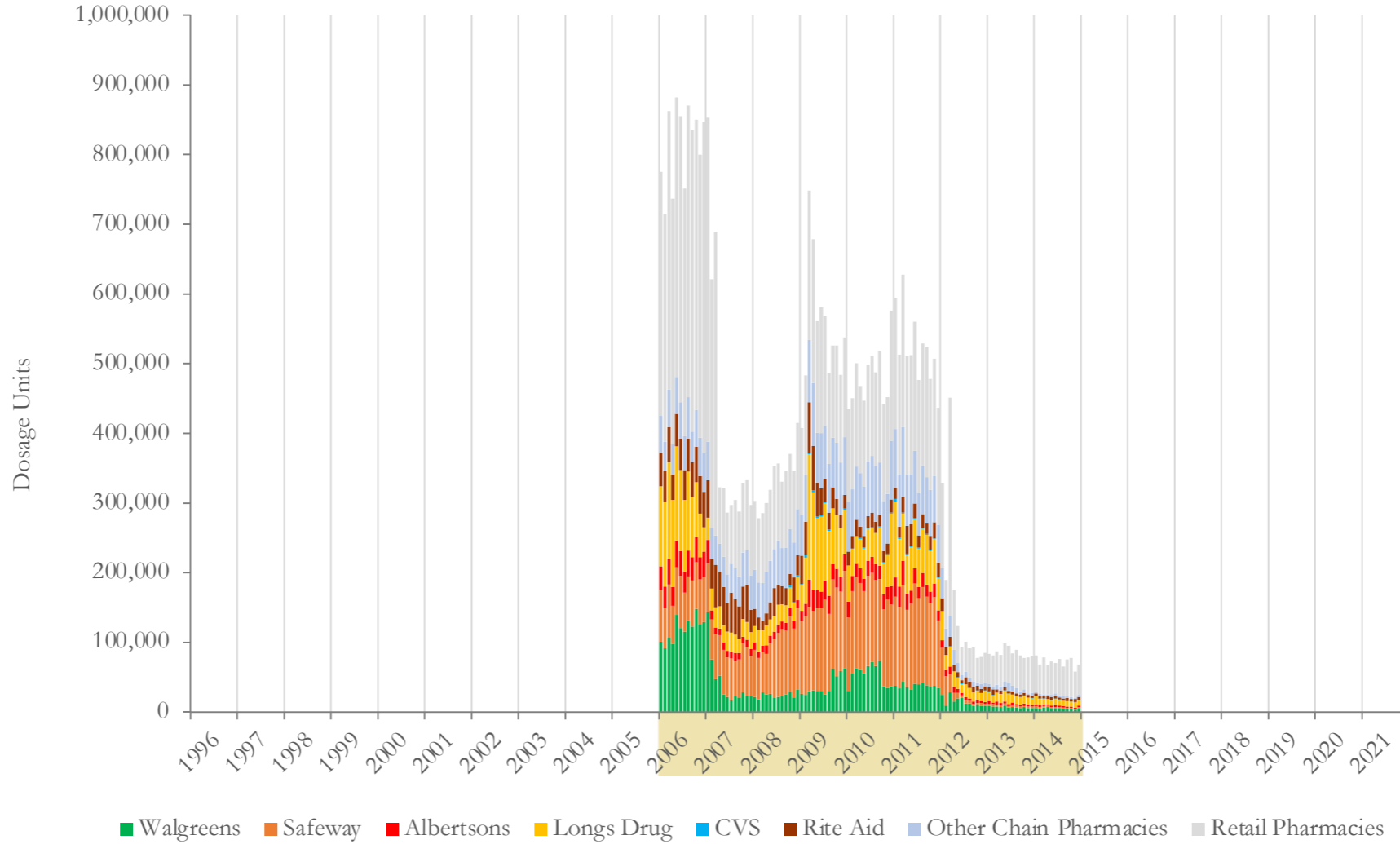
Region	California		Bay Area		San Francisco, CA	
	Dosage Units	%	Dosage Units	%	Dosage Units	%
Walgreens	11,510,000	5.7%	4,116,980	10.0%	1,243,140	30.8%
Safeway	22,152,940	10.9%	7,150,220	17.4%	888,920	22.0%
Rite Aid	14,300,660	7.0%	2,599,640	6.3%	338,600	8.4%
Albertsons	5,073,800	2.5%	1,638,260	4.0%	58,840	1.5%
CVS	10,851,260	5.3%	82,180	0.2%	36,460	0.9%
Longs Drug	14,152,040	6.9%	4,857,780	11.8%	14,060	0.3%
Other Chain Pharmacies	25,664,280	12.6%	4,808,160	11.7%	93,800	2.3%
<b>Chain Pharmacies Total</b>	<b>103,704,980</b>	<b>50.91%</b>	<b>25,253,220</b>	<b>61.38%</b>	<b>2,673,820</b>	<b>66.15%</b>
<b>Retail Pharmacies Total</b>	<b>100,008,560</b>	<b>49.09%</b>	<b>15,892,400</b>	<b>38.62%</b>	<b>1,368,340</b>	<b>33.85%</b>
<b>Total</b>	<b>203,713,540</b>	<b>100.00%</b>	<b>41,145,620</b>	<b>100.00%</b>	<b>4,042,160</b>	<b>100.00%</b>

### Pharmacy Market Share of Endo Manufactured Opioids in Dosage Units California



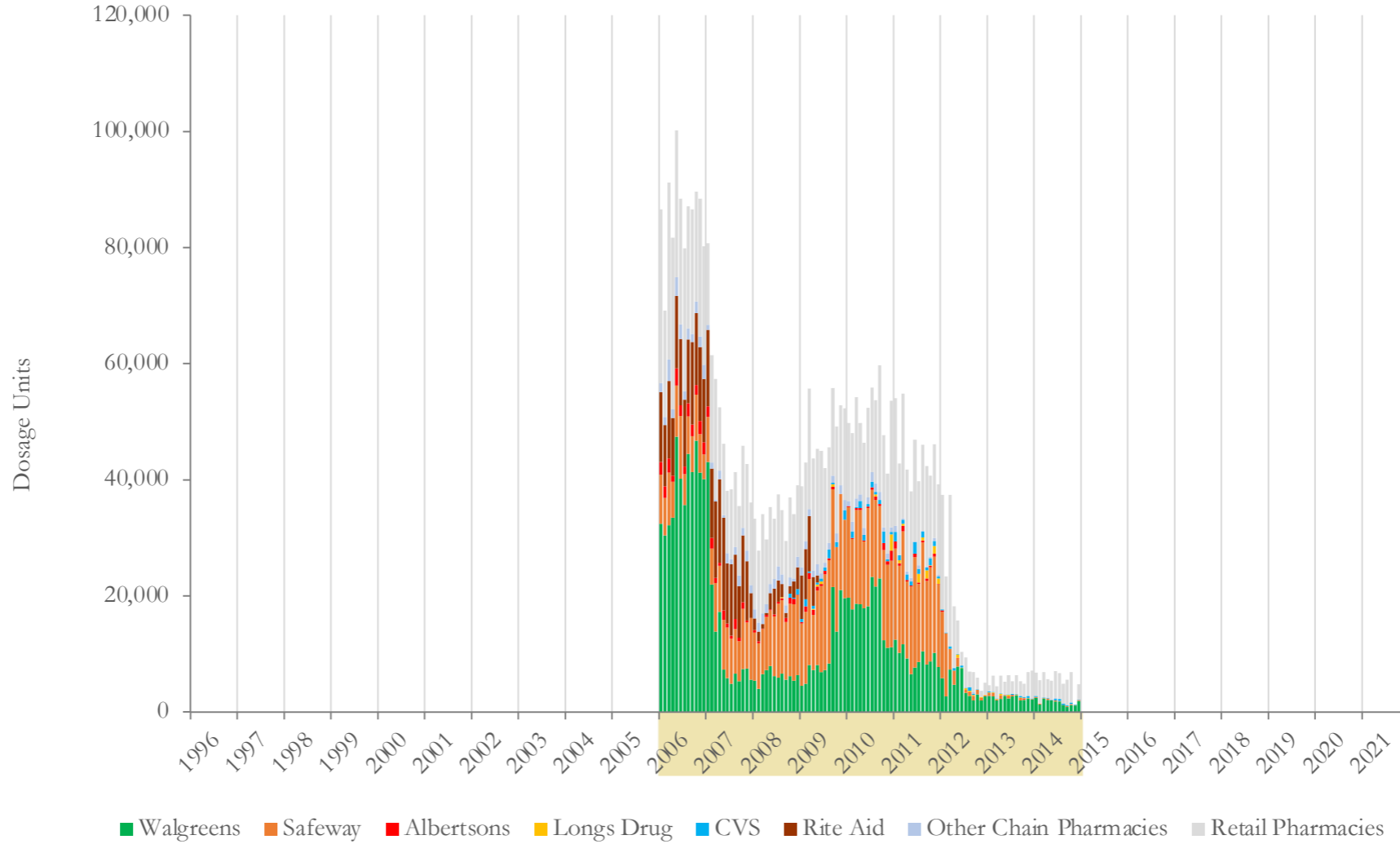
Based on NDC provided by Manufacturer Defendants' Responses to Plaintiffs' Interrogatories and cross-checked by ARCOS  
Data Source: ARCOS (2006-2014), Defendant Distribution Data

### Pharmacy Market Share of Endo Manufactured Opioids in Dosage Units Bay Area



Bay Area includes Alameda County, Contra Costa County, Marin County, Napa County, San Francisco County, San Mateo County, Santa Clara County, Solano County, Sonoma County  
Based on NDC provided by Manufacturer Defendants' Responses to Plaintiffs' Interrogatories and cross-checked by ARCOS  
Data Source: ARCOS (2006-2014), Defendant Distribution Data

### Pharmacy Market Share of Endo Manufactured Opioids in Dosage Units San Francisco, CA



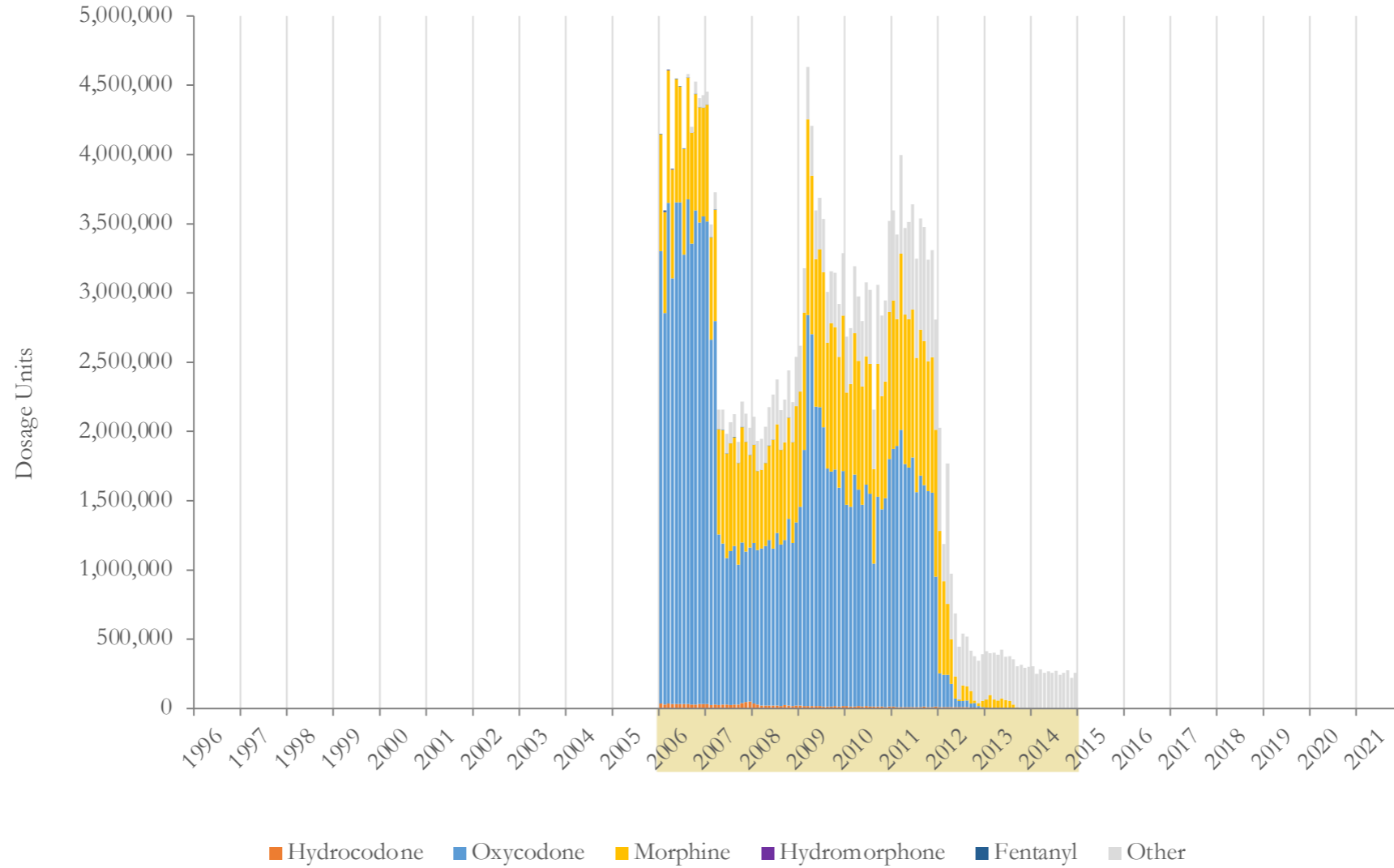
Based on NDC provided by Manufacturer Defendants' Responses to Plaintiffs' Interrogatories and cross-checked by ARCOS  
Data Source: ARCOS (2006-2014), Defendant Distribution Data

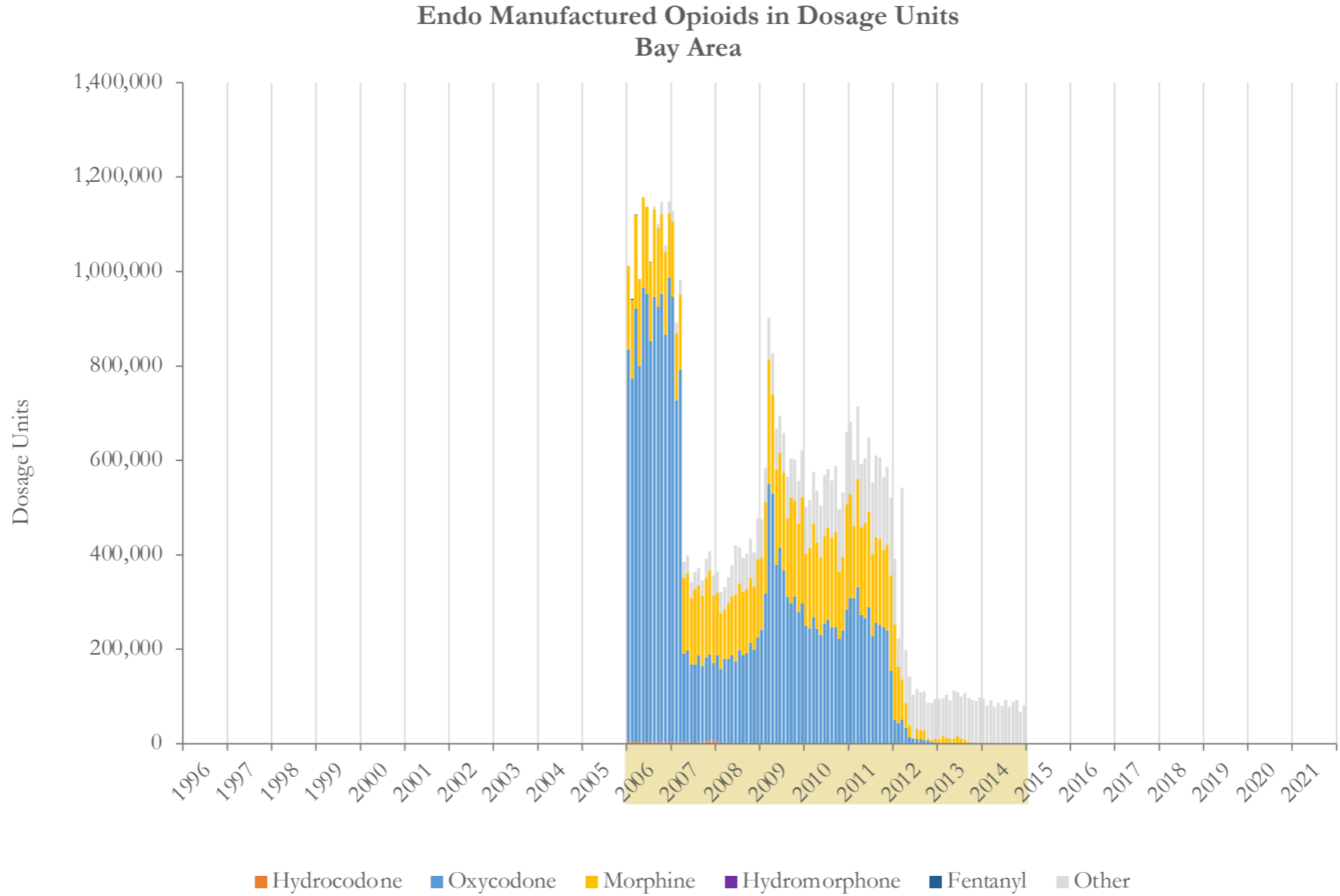


## Endo Manufactured Opioids in Dosage Units

Region	California		Bay Area		San Francisco, CA	
Drug Name	Dosage Units	%	Dosage Units	%	Dosage Units	%
Oxycodone	136,694,600	56.3%	27,651,600	55.2%	3,064,000	53.7%
Morphine	67,250,100	27.7%	13,077,100	26.1%	1,870,900	32.8%
Oxymorphone	37,084,912	15.3%	9,165,196	18.3%	763,120	13.4%
Hydrocodone	1,712,100	0.7%	204,600	0.4%	8,400	0.1%
Hydromorphone	4,700	0.0%	2,300	0.0%	300	0.0%
Fentanyl	48,856	0.0%	1,740	0.0%	0	0.0%
<b>Total</b>	<b>242,795,268</b>	<b>100.00%</b>	<b>50,102,536</b>	<b>100.00%</b>	<b>5,706,720</b>	<b>100.00%</b>

### Endo Manufactured Opioids in Dosage Units California





Bay Area includes Alameda County, Contra Costa County, Marin County, Napa County, San Francisco County, San Mateo County, Santa Clara County, Solano County, Sonoma County  
Based on NDC provided by Manufacturer Defendants' Responses to Plaintiffs' Interrogatories and cross-checked by ARCOS  
Data Source: ARCOS (2006-2014), Defendant Distribution Data

### Endo Manufactured Opioids in Dosage Units San Francisco, CA

