

Distributor Market Share of Allergan Manufactured Opioids in Dosage Units

Region	California		Bay Area		San Francisco, CA	
Distributors	Dosage Units	%	Dosage Units	%	Dosage Units	%
Cardinal Health	12,106,660	21.6%	3,031,860	28.2%	771,700	43.7%
AmerisourceBergen Drug	15,342,820	27.3%	3,646,200	34.0%	427,340	24.2%
McKesson Corporation	18,976,900	33.8%	2,206,860	20.6%	339,760	19.2%
Walgreens	2,820,500	5.0%	941,700	8.8%	197,500	11.2%
Anda, Inc	45,440	0.1%	3,500	0.0%	2,500	0.1%
Subtotal	49,292,320	87.80%	9,830,120	91.57%	1,738,800	98.47%
Other Distributors Total	6,846,700	12.20%	904,400	8.43%	27,100	1.53%
Total	56,139,020	100.00%	10,734,520	100.00%	1,765,900	100.00%

Bay Area includes Alameda County, Contra Costa County, Marin County, Napa County, San Francisco County, San Mateo County, Santa Clara County, Solano County, Sonoma County

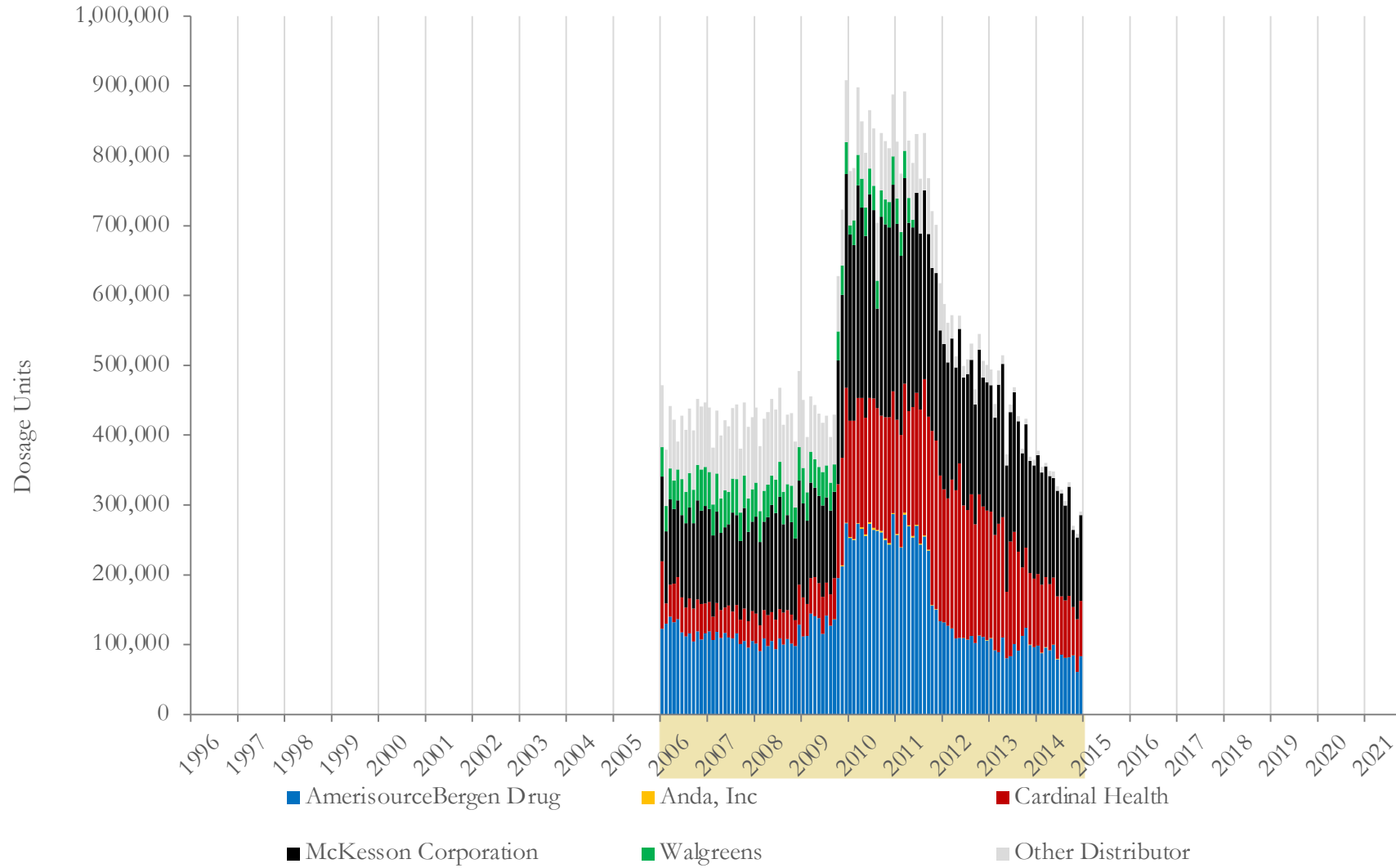
Based on NDC provided by Manufacturer Defendants' Responses to Plaintiffs' Interrogatories and cross-checked by ARCOS

Data Source: ARCOS (2006-2014), Defendant Distribution Data

PLAINTIFFS TRIAL
EXHIBIT

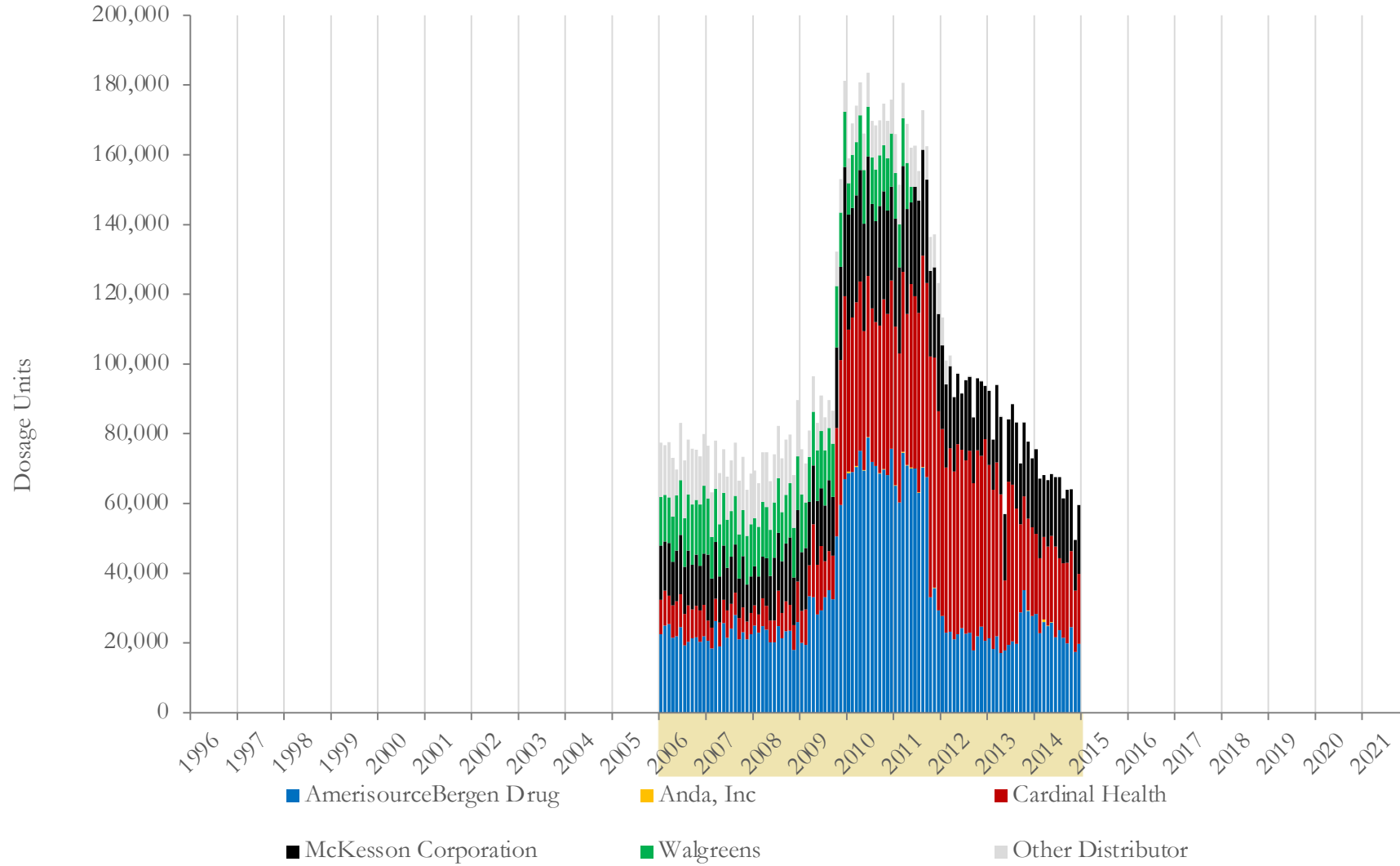
P-29844_00001

Distributor Market Share of Allergan Manufactured Opioids in Dosage Units California



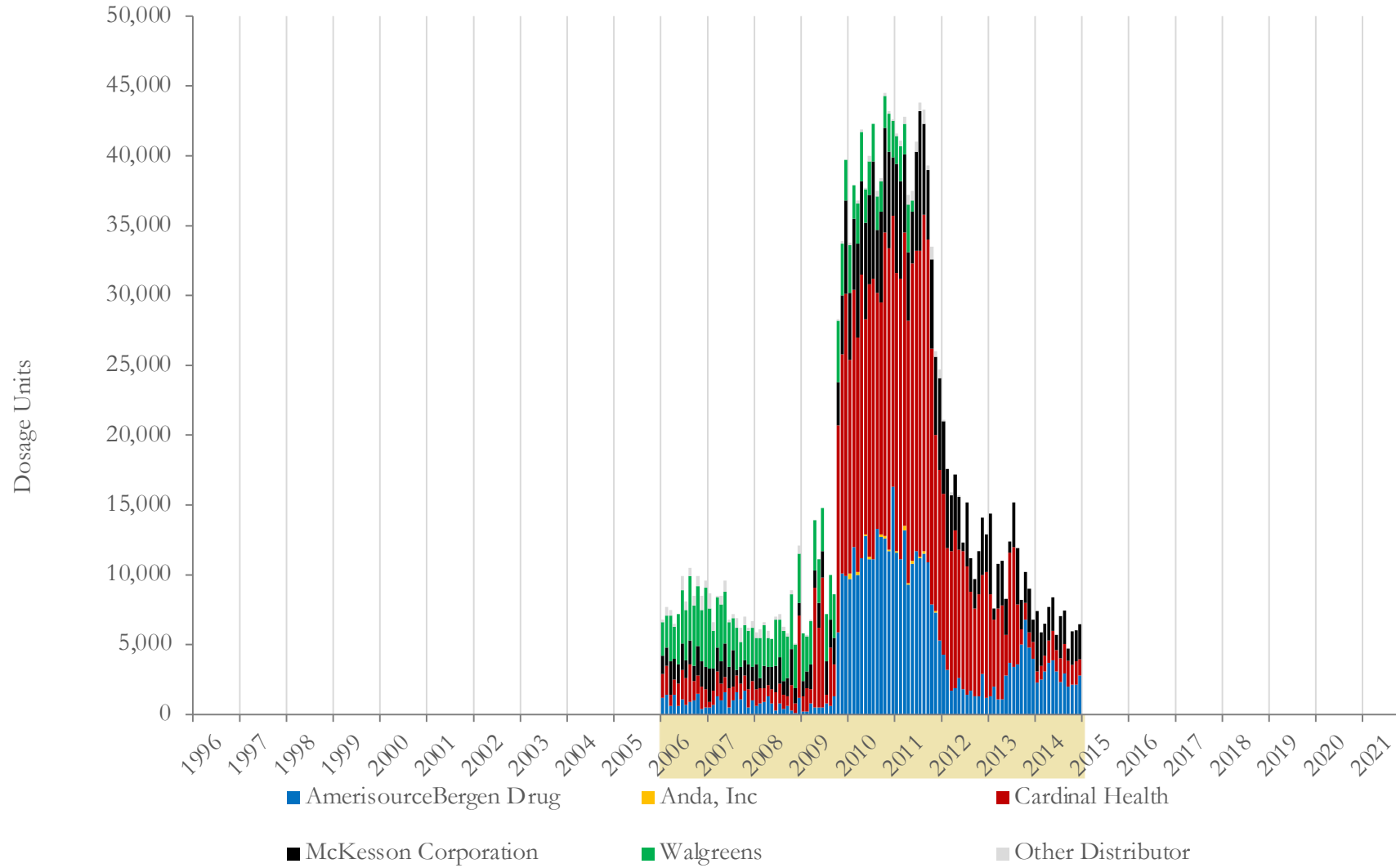
Based on NDC provided by Manufacturer Defendants' Responses to Plaintiffs' Interrogatories and cross-checked by ARCOS
Data Source: ARCOS (2006-2014), Defendant Distribution Data

Distributor Market Share of Allergan Manufactured Opioids in Dosage Units Bay Area



Bay Area includes Alameda County, Contra Costa County, Marin County, Napa County, San Francisco County, San Mateo County, Santa Clara County, Solano County, Sonoma County
 Based on NDC provided by Manufacturer Defendants' Responses to Plaintiffs' Interrogatories and cross-checked by ARCOS
 Data Source: ARCOS (2006-2014), Defendant Distribution Data

Distributor Market Share of Allergan Manufactured Opioids in Dosage Units San Francisco, CA

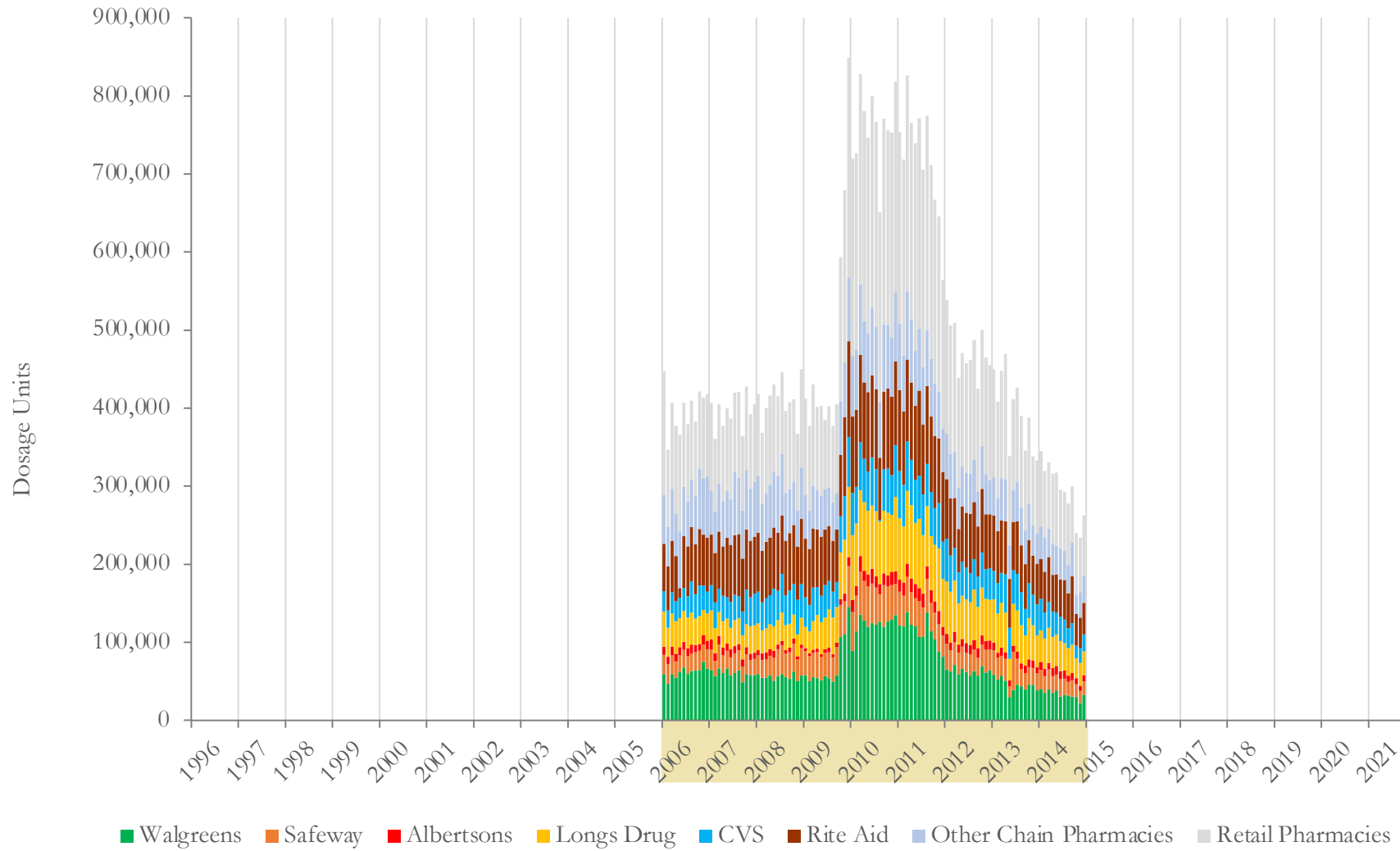


Based on NDC provided by Manufacturer Defendants' Responses to Plaintiffs' Interrogatories and cross-checked by ARCOS
Data Source: ARCOS (2006-2014), Defendant Distribution Data

Pharmacy Market Share of Allergan Manufactured Opioids in Dosage Units

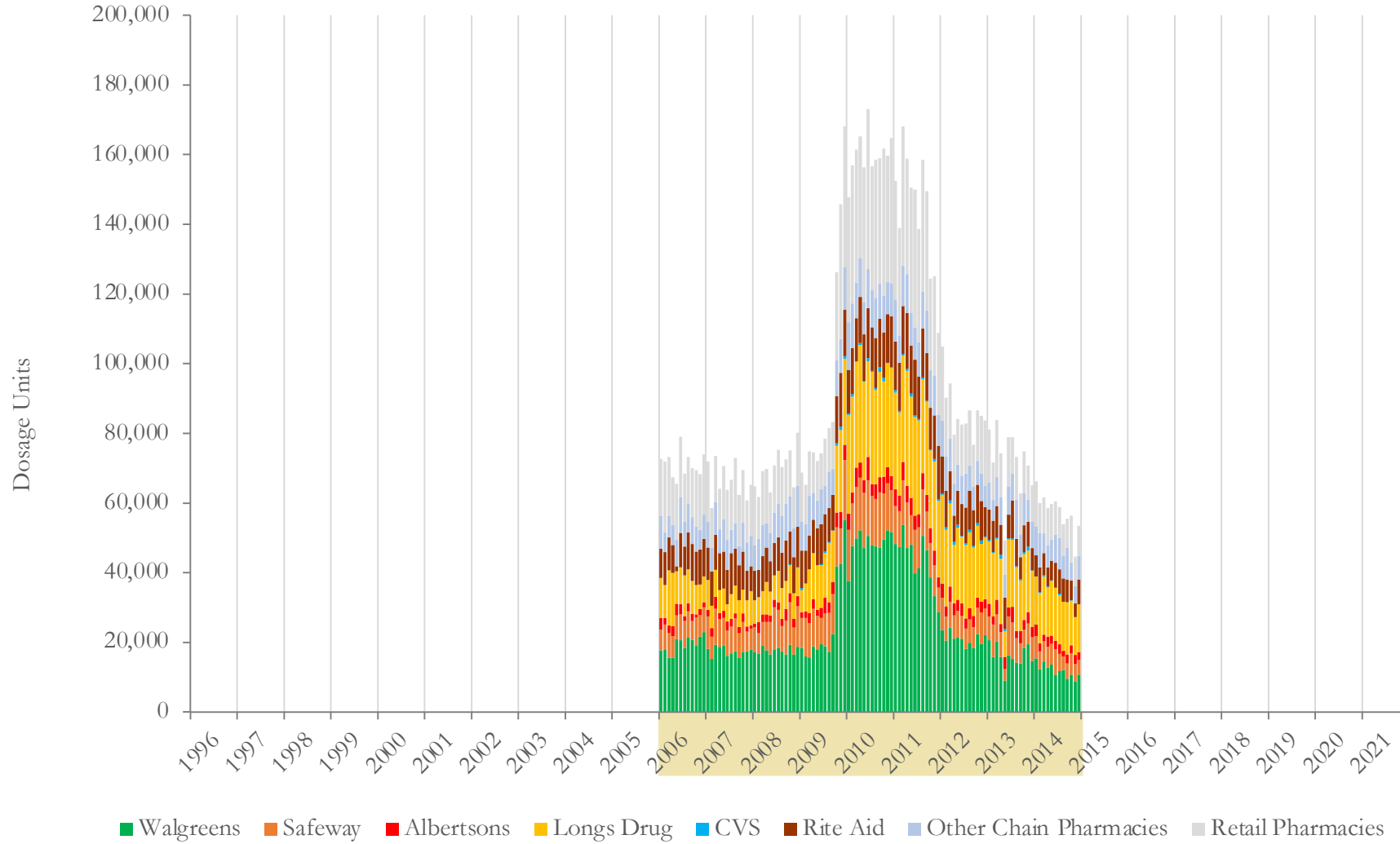
Region	California		Bay Area		San Francisco, CA	
	Dosage Units	%	Dosage Units	%	Dosage Units	%
Walgreens	7,526,280	14.5%	2,652,360	27.0%	925,060	59.1%
Safeway	3,266,100	6.3%	954,100	9.7%	183,000	11.7%
Rite Aid	7,946,940	15.3%	1,095,900	11.1%	19,800	1.3%
Longs Drug	5,451,740	10.5%	1,779,360	18.1%	11,720	0.7%
CVS	4,351,560	8.4%	33,360	0.3%	9,800	0.6%
Albertsons	1,117,960	2.2%	330,180	3.4%	7,800	0.5%
Other Chain Pharmacies	6,475,660	12.5%	934,360	9.5%	8,000	0.5%
Chain Pharmacies Total	36,136,240	69.59%	7,779,620	79.06%	1,165,180	74.45%
Retail Pharmacies Total	15,794,180	30.41%	2,060,660	20.94%	399,840	25.55%
Total	51,930,420	100.00%	9,840,280	100.00%	1,565,020	100.00%

Pharmacy Market Share of Allergan Manufactured Opioids in Dosage Units California



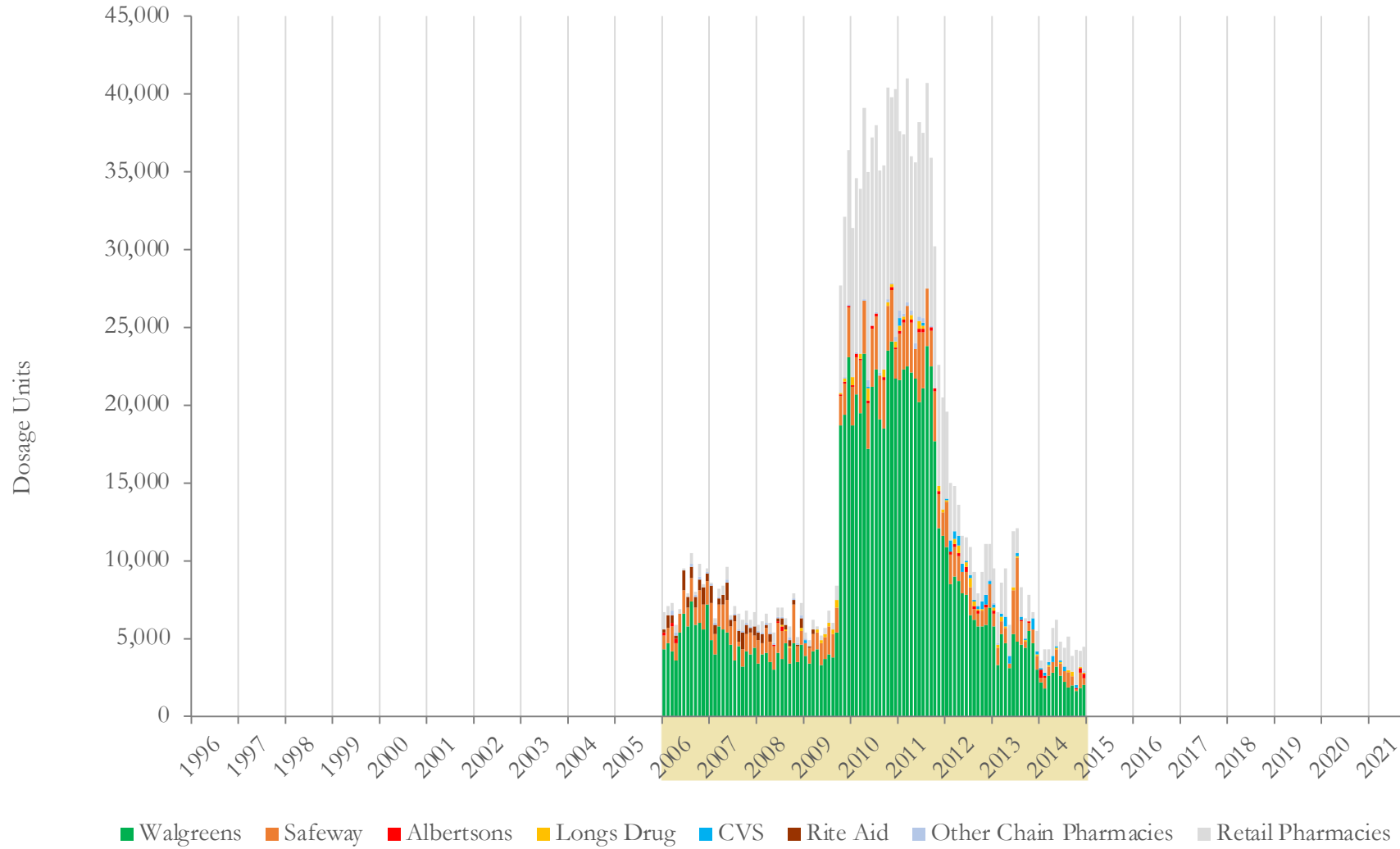
Based on NDC provided by Manufacturer Defendants' Responses to Plaintiffs' Interrogatories and cross-checked by ARCOS
Data Source: ARCOS (2006-2014), Defendant Distribution Data

Pharmacy Market Share of Allergan Manufactured Opioids in Dosage Units Bay Area



Bay Area includes Alameda County, Contra Costa County, Marin County, Napa County, San Francisco County, San Mateo County, Santa Clara County, Solano County, Sonoma County
Based on NDC provided by Manufacturer Defendants' Responses to Plaintiffs' Interrogatories and cross-checked by ARCOS
Data Source: ARCOS (2006-2014), Defendant Distribution Data

Pharmacy Market Share of Allergan Manufactured Opioids in Dosage Units San Francisco, CA

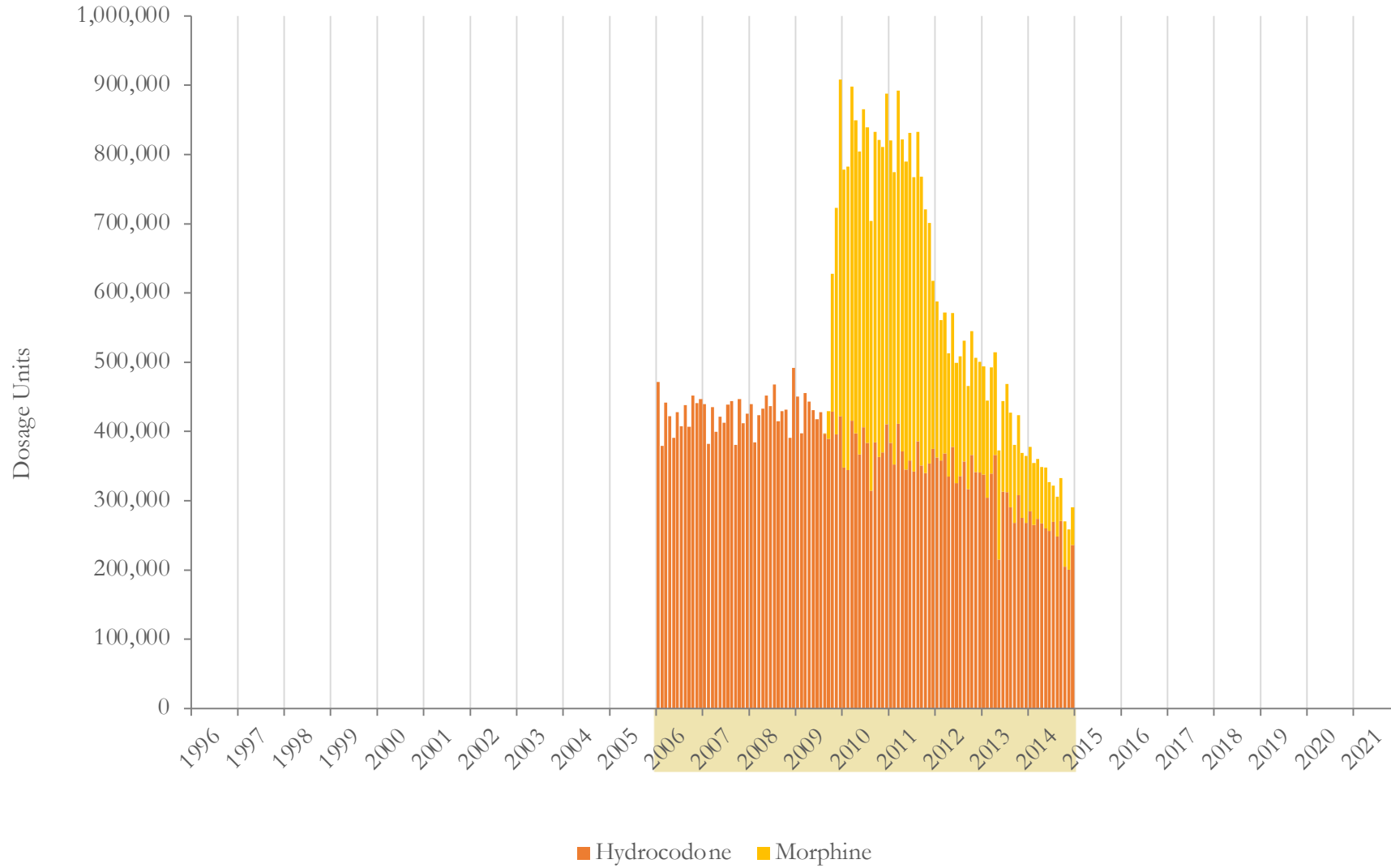


Based on NDC provided by Manufacturer Defendants' Responses to Plaintiffs' Interrogatories and cross-checked by ARCOS
Data Source: ARCOS (2006-2014), Defendant Distribution Data

Allergan Manufactured Opioids in Dosage Units

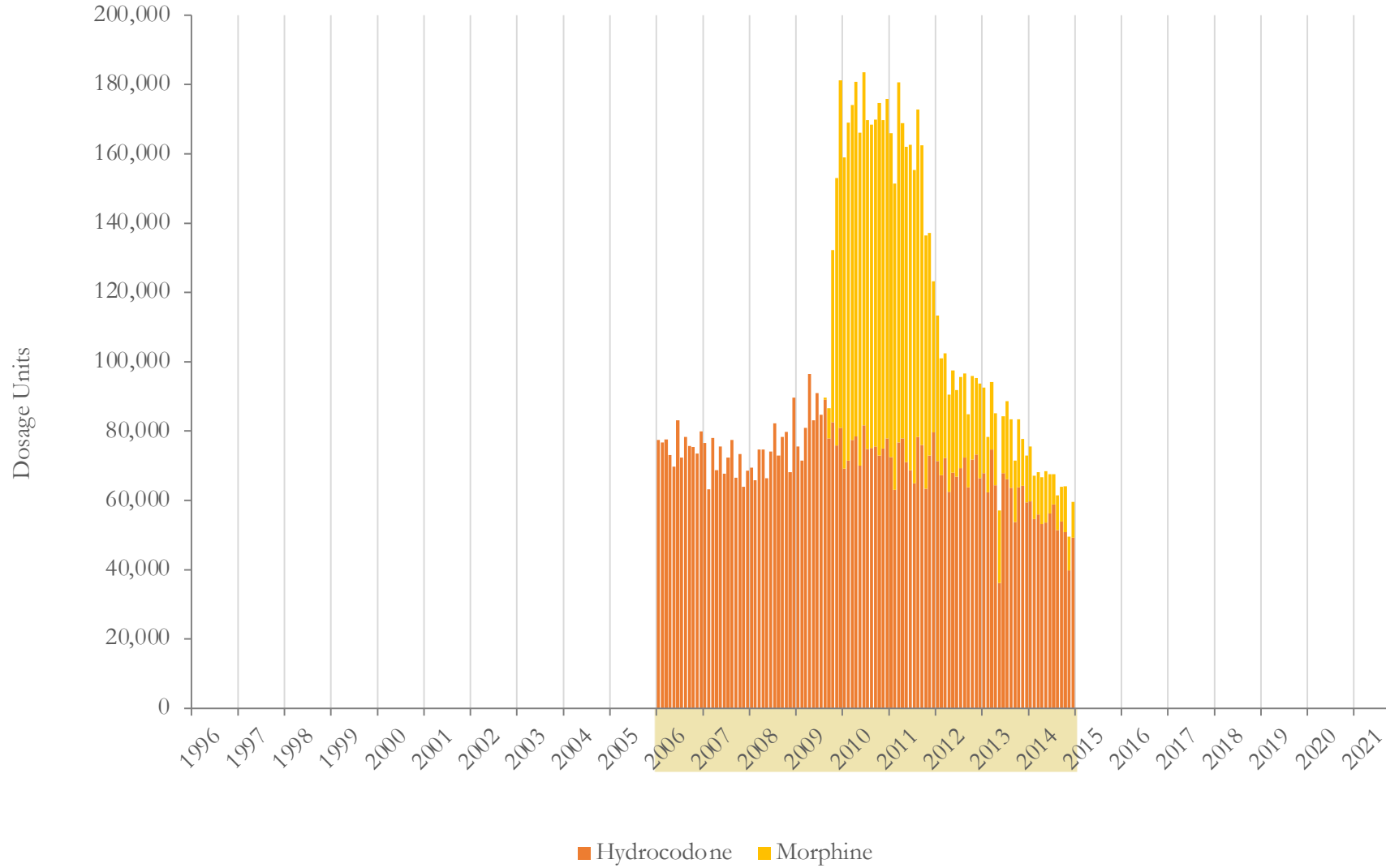
Region	California		Bay Area		San Francisco, CA	
Drug Name	Dosage Units	%	Dosage Units	%	Dosage Units	%
Morphine	16,023,220	28.5%	3,112,120	29.0%	1,120,600	63.5%
Hydrocodone	40,115,800	71.5%	7,622,400	71.0%	645,300	36.5%
Total	56,139,020	100.00%	10,734,520	100.00%	1,765,900	100.00%

Allergan Manufactured Opioids in Dosage Units California



Based on NDC provided by Manufacturer Defendants' Responses to Plaintiffs' Interrogatories and cross-checked by ARCOS
Data Source: ARCOS (2006-2014), Defendant Distribution Data

Allergan Manufactured Opioids in Dosage Units Bay Area



Bay Area includes Alameda County, Contra Costa County, Marin County, Napa County, San Francisco County, San Mateo County, Santa Clara County, Solano County, Sonoma County
Based on NDC provided by Manufacturer Defendants' Responses to Plaintiffs' Interrogatories and cross-checked by ARCOS
Data Source: ARCOS (2006-2014), Defendant Distribution Data

Allergan Manufactured Opioids in Dosage Units San Francisco, CA

