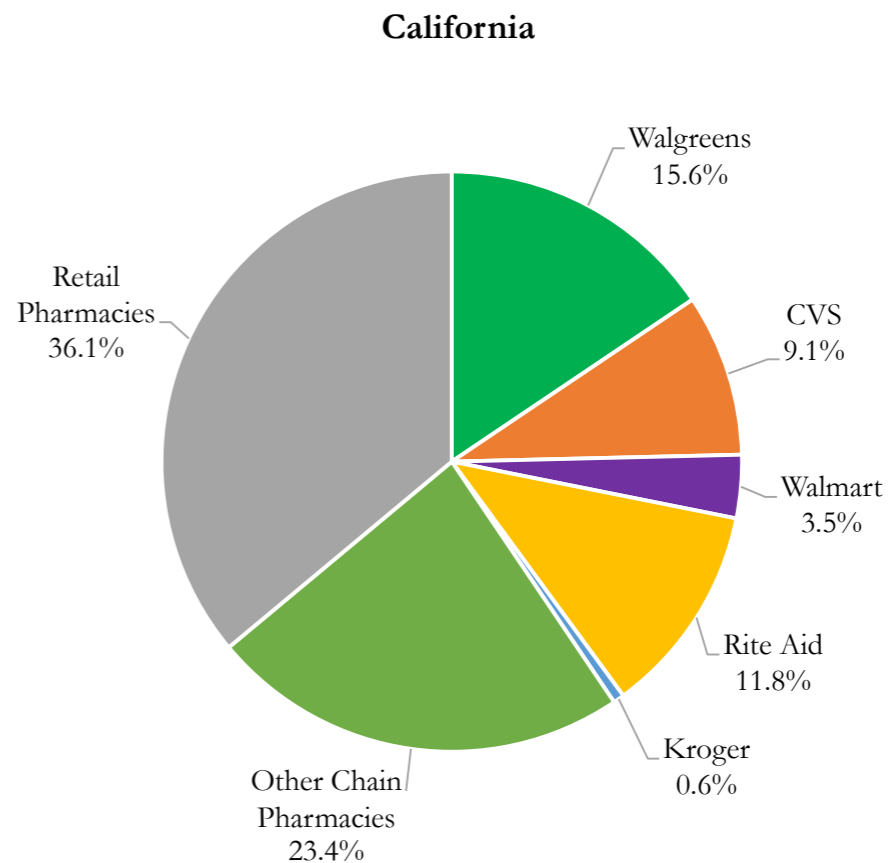
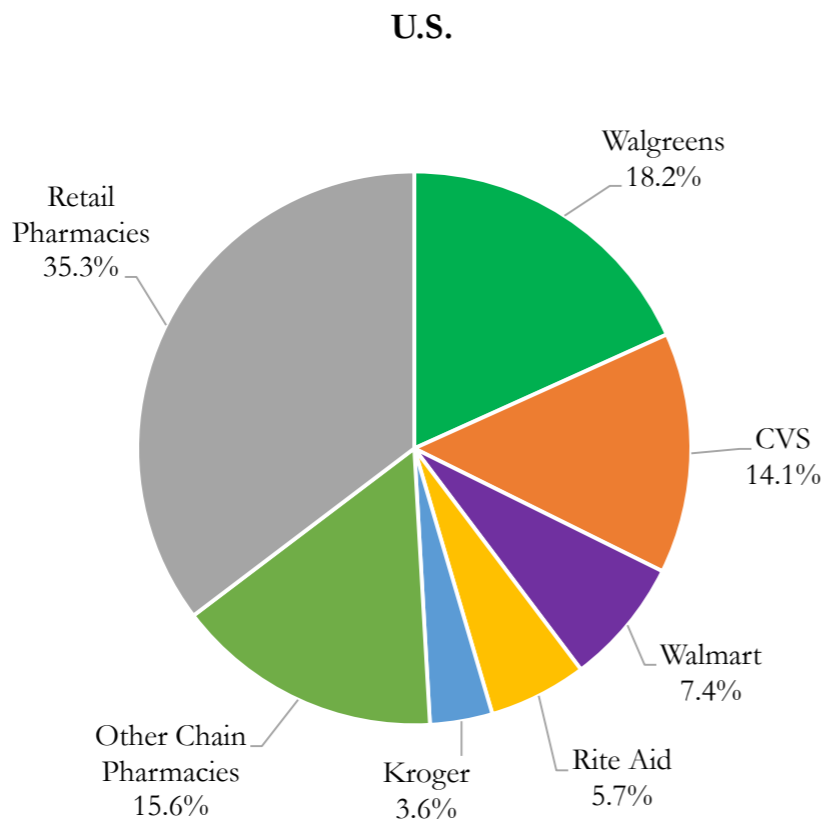


## Pharmacy Market Share Opioids Distributed to Retail and Chain Pharmacies in Dosage Units

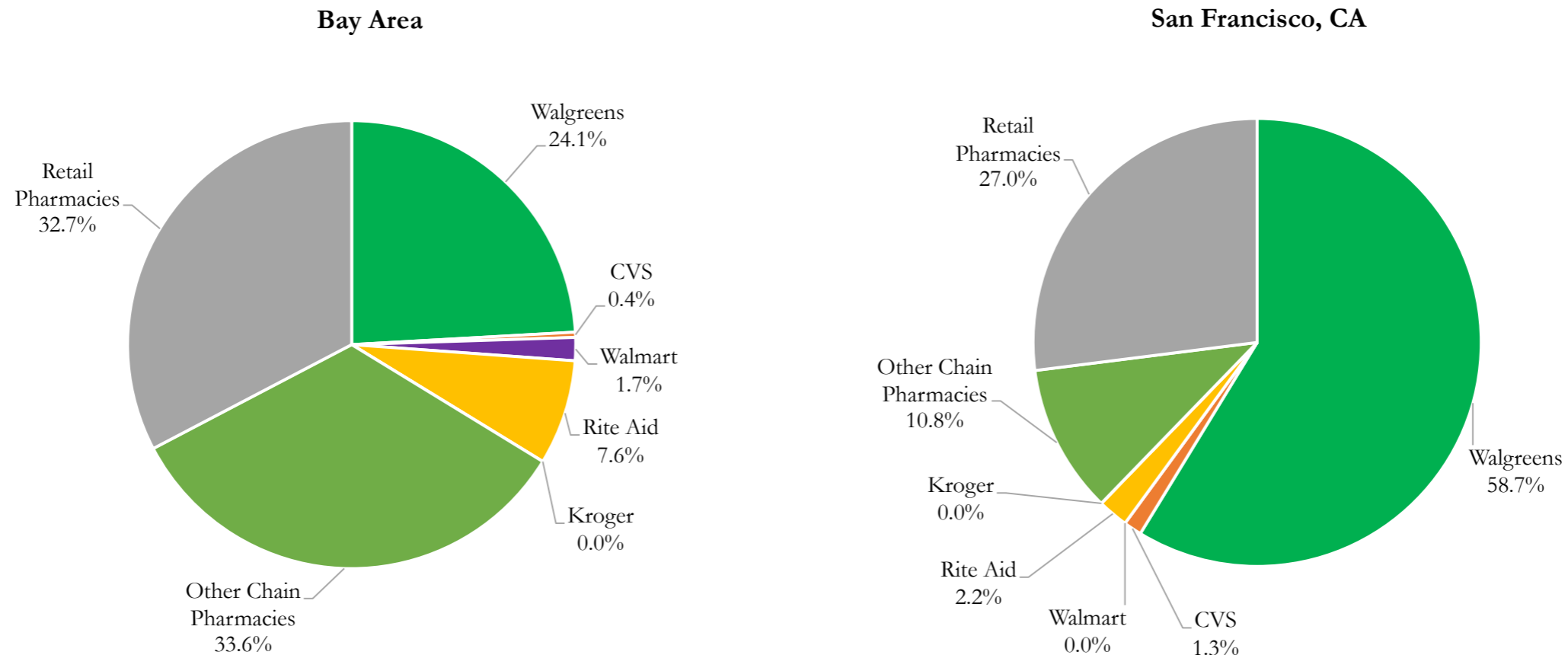


\* For Walgreens, we include distributions by and/or to Walgreens and Happy Harry Incorporated.

Data Source: ARCOS (2006 - 2014); Defendant Distribution Data.

PLAINTIFFS TRIAL  
EXHIBIT  
**P-29835\_00001**

## Pharmacy Market Share Opioids Distributed to Retail and Chain Pharmacies in Dosage Units



Bay Area includes Alameda, Contra Costa, Marin, Napa, San Mateo, San Francisco, Santa Clara, Solano, and Sonoma counties in California.

\* For Walgreens, we include distributions by and/or to Walgreens and Happy Harry Incorporated.

Data Source: ARCOS (2006 - 2014); Defendant Distribution Data.

## Pharmacy Market Share Opioids Distributed to Retail and Chain Pharmacies in Dosage Units

	U.S.			California			Bay Area			San Francisco, CA		
Average Population	308,923,291			37,322,788			7,182,435			809,711		
	Average Annual Dosage Units			Average Annual Dosage Units			Average Annual Dosage Units			Average Annual Dosage Units		
Pharmacies	Dosage Units	%	Per Capita	Dosage Units	%	Per Capita	Dosage Units	%	Per Capita	Dosage Units	%	Per Capita
Walgreens	20,769,878,198	18.2%	7.47	1,787,048,945	15.6%	5.32	479,989,372	24.1%	7.43	126,941,480	58.7%	17.42
CVS	16,014,848,012	14.1%	5.76	1,039,083,554	9.1%	3.09	7,541,459	0.4%	0.12	2,835,179	1.3%	0.39
Walmart	8,426,432,840	7.4%	3.03	404,206,527	3.5%	1.20	33,169,996	1.7%	0.51	0	0.0%	0.00
Rite Aid	6,515,188,252	5.7%	2.34	1,354,444,558	11.8%	4.03	151,044,328	7.6%	2.34	4,741,068	2.2%	0.65
Kroger	4,149,934,917	3.6%	1.49	70,521,598	0.6%	0.21	15,240	0.0%	0.00	14,545	0.0%	0.00
Other Chain Pharmacies	17,739,498,392	15.6%	6.38	2,684,694,646	23.4%	7.99	668,524,129	33.6%	10.34	23,239,947	10.8%	3.19
<b>Chain Pharmacies</b>	<b>73,615,780,611</b>	<b>64.7%</b>	<b>26.48</b>	<b>7,339,999,828</b>	<b>63.9%</b>	<b>21.85</b>	<b>1,340,284,524</b>	<b>67.3%</b>	<b>20.73</b>	<b>157,772,219</b>	<b>73.0%</b>	<b>21.65</b>
<b>Retail Pharmacies</b>	<b>40,196,546,963</b>	<b>35.3%</b>	<b>14.46</b>	<b>4,139,345,400</b>	<b>36.1%</b>	<b>12.32</b>	<b>650,635,816</b>	<b>32.7%</b>	<b>10.07</b>	<b>58,364,430</b>	<b>27.0%</b>	<b>8.01</b>
<b>Total</b>	<b>113,812,327,574</b>	<b>100.0%</b>	<b>40.94</b>	<b>11,479,345,228</b>	<b>100.0%</b>	<b>34.17</b>	<b>1,990,920,340</b>	<b>100.0%</b>	<b>30.80</b>	<b>216,136,649</b>	<b>100.0%</b>	<b>29.66</b>

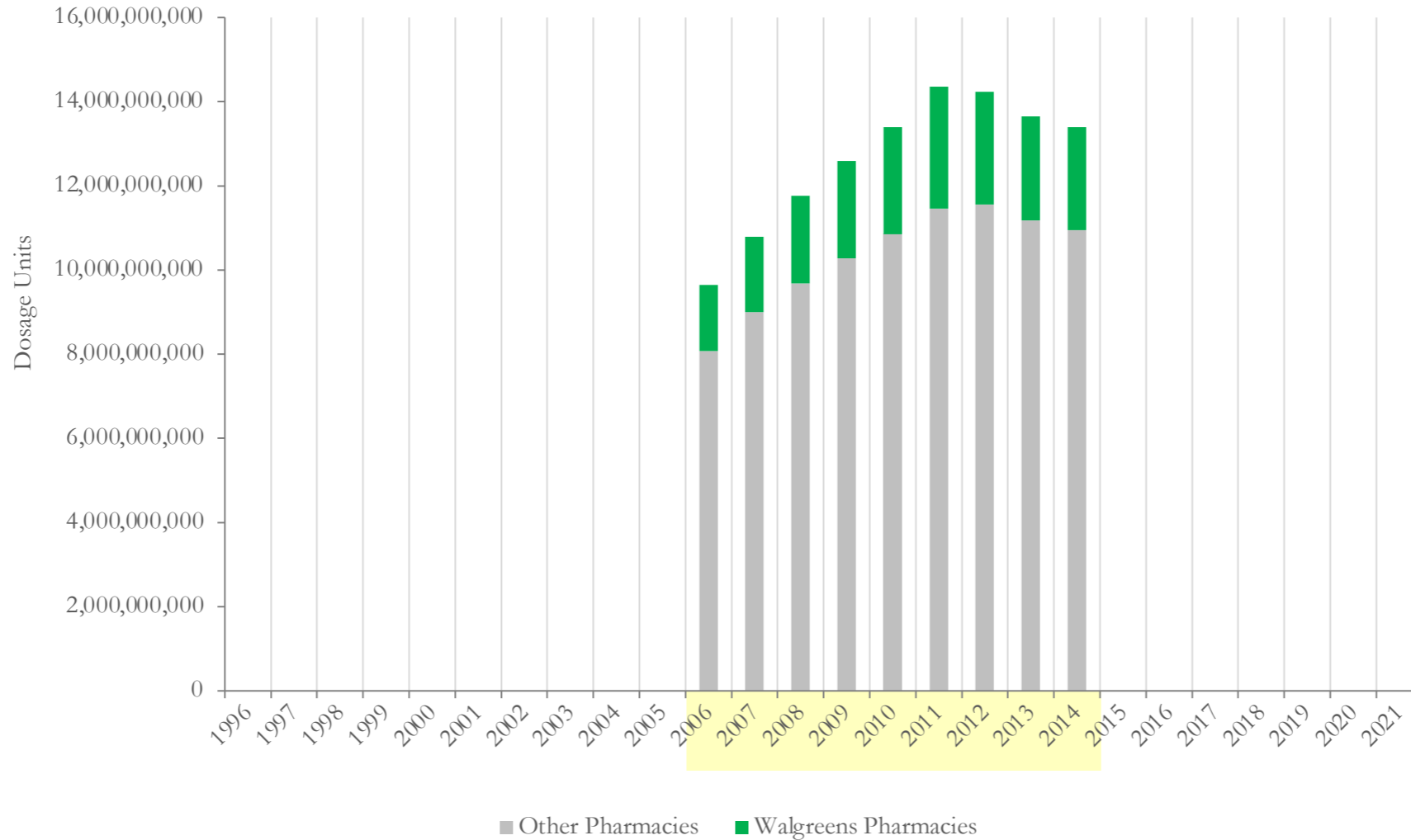
\*Average Annual Dosage Units Per Capita is calculated as Total Dosage Units divided by the product of Average population and the number of active years (9 years).

Bay Area includes Alameda, Contra Costa, Marin, Napa, San Mateo, San Francisco, Santa Clara, Solano, and Sonoma counties in California.

\* For Walgreens, we include distributions by and/or to Walgreens and Happy Harry Incorporated.

Data Source: ARCOS (2006 - 2014); Defendant Distribution Data; U.S. Census Bureau.

## Opioids Distributed to Retail and Chain Pharmacies in Dosage Units U.S.

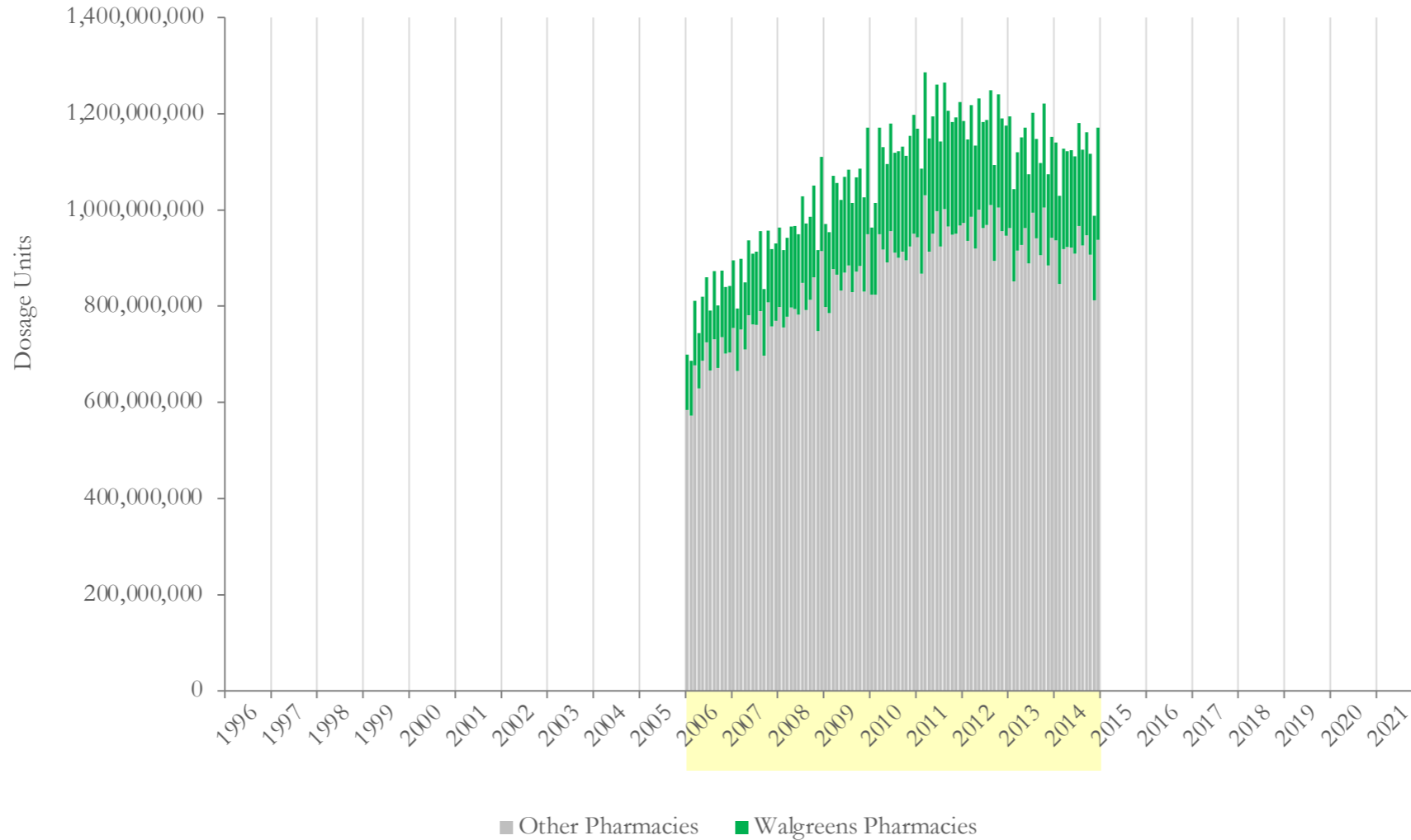


\* For Walgreens, we include distributions by and/or to Walgreens and Happy Harry Incorporated.

Data Source: ARCOS (2006 - 2014).

National  
2006 - 2014  
All Distributors  
Retail and Chain Pharmacies (NPI Definition)  
14 Drugs: Oxycodone, Hydrocodone, Buprenorphine, Codeine, Dihydrocodeine, Fentanyl, Hydromorphone, Levorphanol, Methadone, Meperidine, Morphine, Opium (Powdered), Oxymorphone, Tapentadol

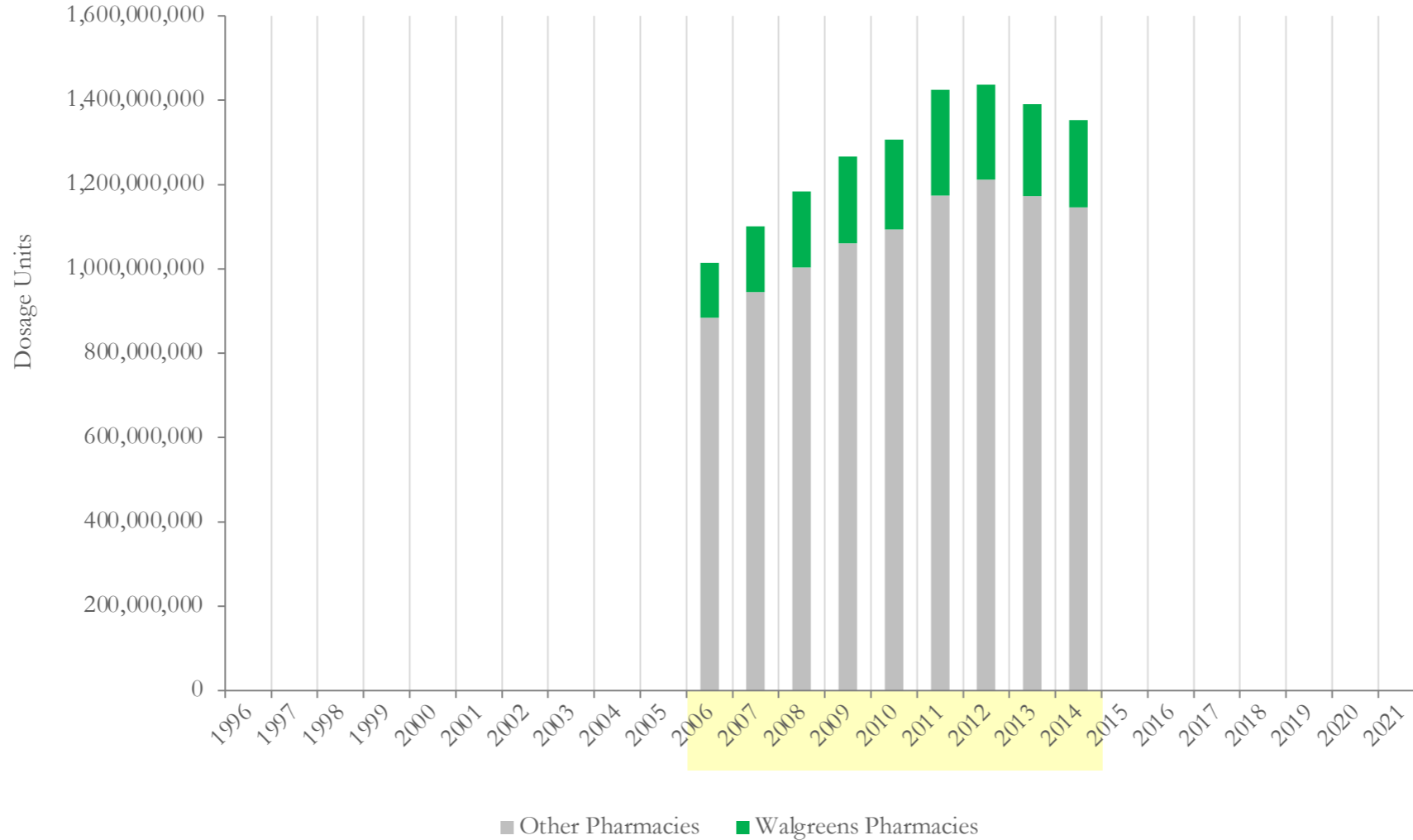
## Opioids Distributed to Retail and Chain Pharmacies in Dosage Units U.S.



\* For Walgreens, we include distributions by and/or to Walgreens and Happy Harry Incorporated.

Data Source: ARCOS (2006 - 2014).

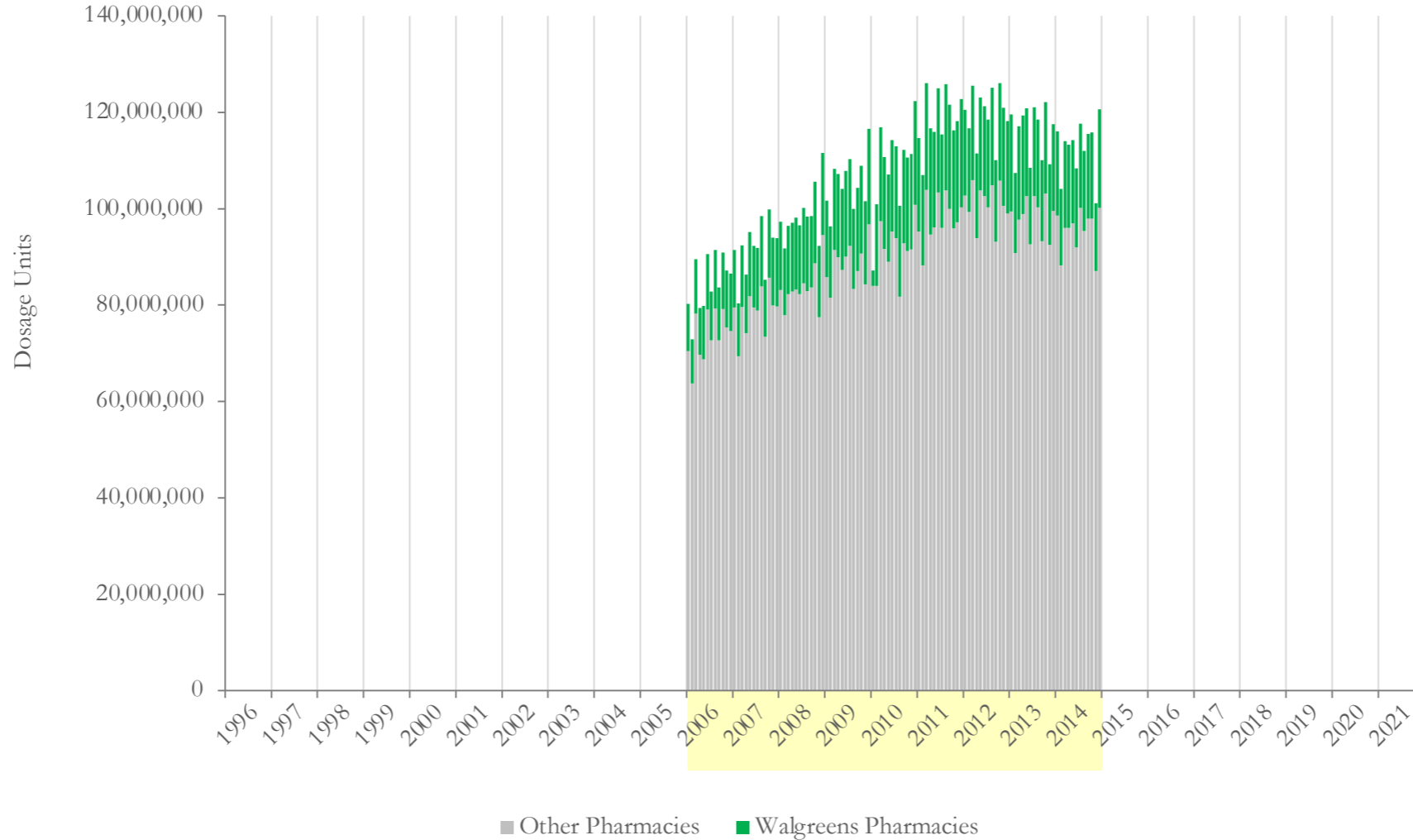
## Opioids Distributed to Retail and Chain Pharmacies in Dosage Units California



\* For Walgreens, we include distributions by and/or to Walgreens and Happy Harry Incorporated.

Data Source: ARCOS (2006 - 2014).

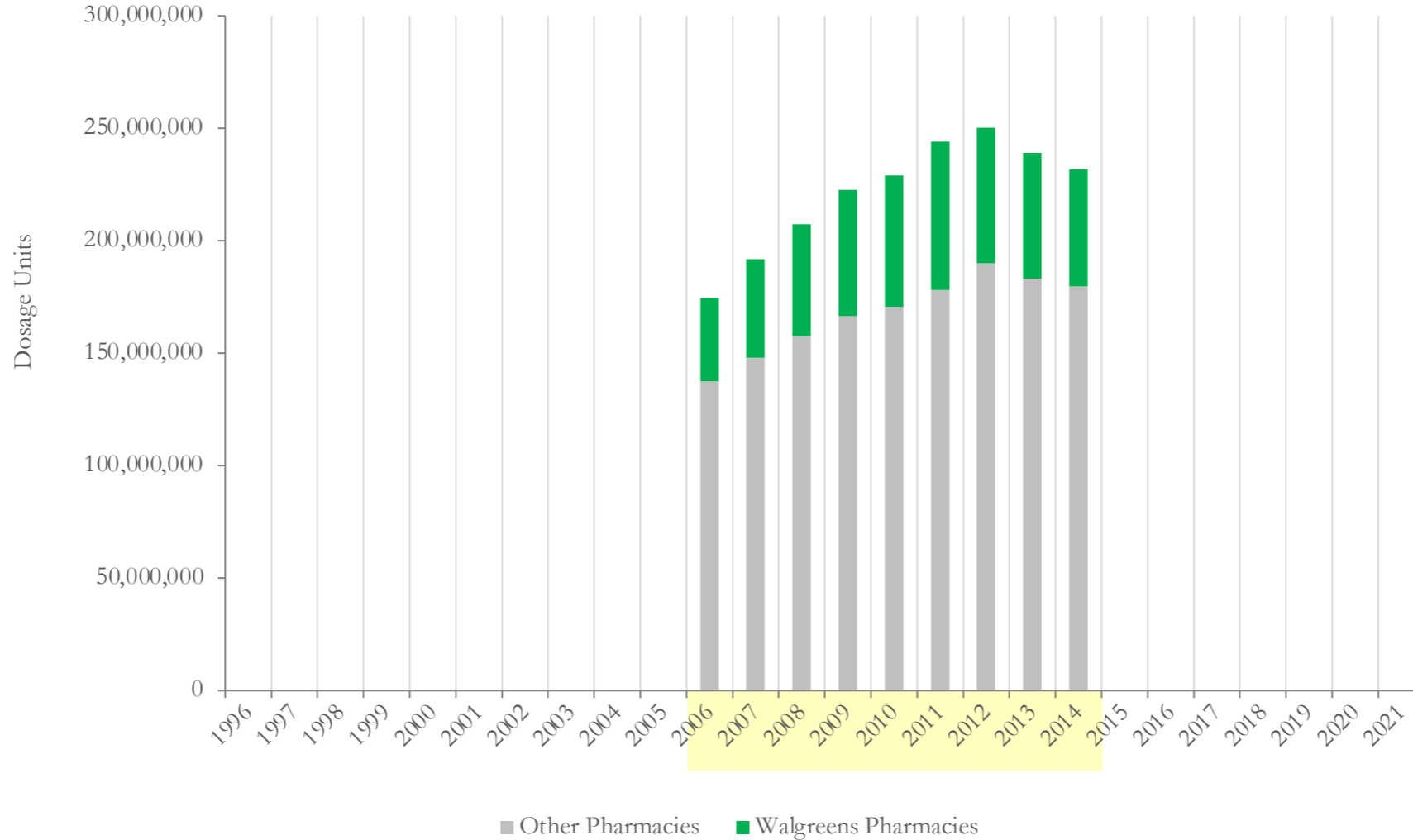
## Opioids Distributed to Retail and Chain Pharmacies in Dosage Units California



\* For Walgreens, we include distributions by and/or to Walgreens and Happy Harry Incorporated.

Data Source: ARCOS (2006 - 2014).

## Opioids Distributed to Retail and Chain Pharmacies in Dosage Units Bay Area



Bay Area includes Alameda, Contra Costa, Marin, Napa, San Mateo, San Francisco, Santa Clara, Solano, and Sonoma counties in California.

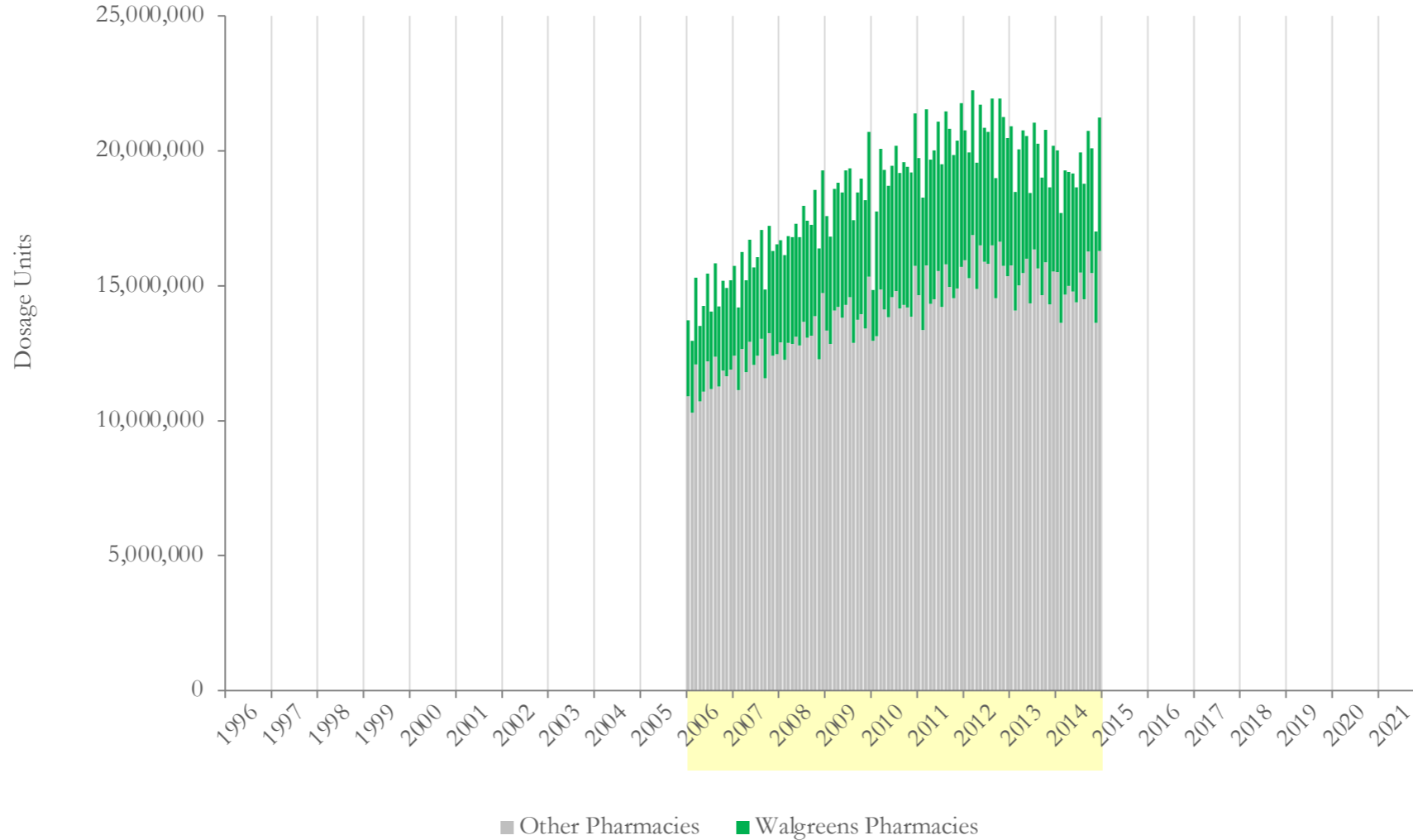
\* For Walgreens, we include distributions by and/or to Walgreens and Happy Harry Incorporated.

Data Source: ARCOS (2006 - 2014).



Bay Area  
2006 - 2014  
All Distributors  
Retail and Chain Pharmacies (NPI Definition)  
14 Drugs: Oxycodone, Hydrocodone, Buprenorphine, Codeine, Dihydrocodeine, Fentanyl, Hydromorphone, Levorphanol, Methadone, Meperidine, Morphine, Opium (Powdered), Oxymorphone, Tapentadol

## Opioids Distributed to Retail and Chain Pharmacies in Dosage Units Bay Area

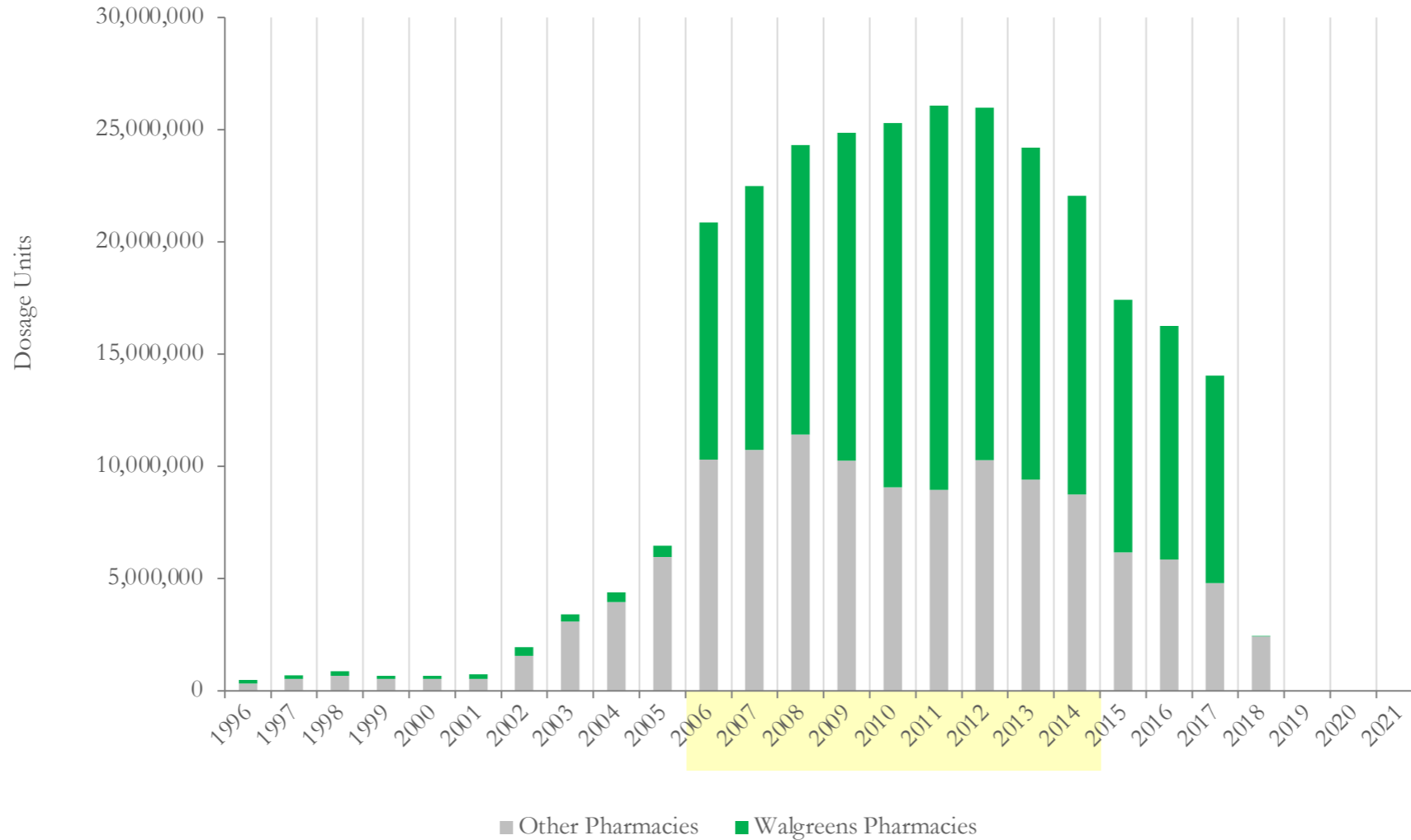


Bay Area includes Alameda, Contra Costa, Marin, Napa, San Mateo, San Francisco, Santa Clara, Solano, and Sonoma counties in California.

\* For Walgreens, we include distributions by and/or to Walgreens and Happy Harry Incorporated.

Data Source: ARCOS (2006 - 2014).

## Opioids Distributed to Retail and Chain Pharmacies in Dosage Units San Francisco, CA

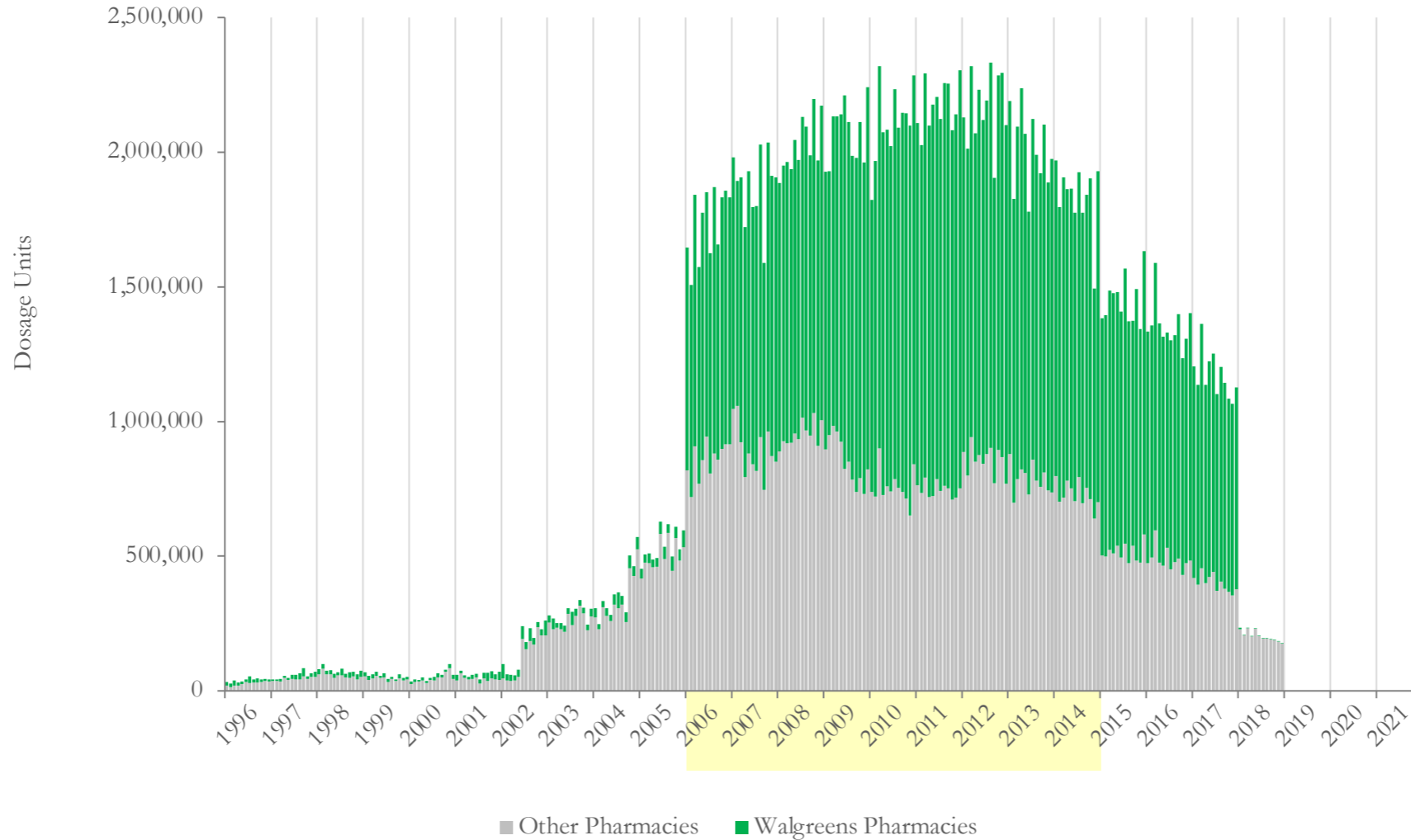


\* For Walgreens, we include distributions by and/or to Walgreens and Happy Harry Incorporated.

Data Source: ARCOS (2006 - 2014); Defendant Distribution Data.

San Francisco, CA  
1996 - 2018  
All Distributors  
Retail and Chain Pharmacies (NPI Definition)  
14 Drugs: Oxycodone, Hydrocodone, Buprenorphine, Codeine, Dihydrocodeine, Fentanyl, Hydromorphone, Levorphanol, Methadone, Meperidine, Morphine, Opium (Powdered), Oxymorphone, Tapentadol

## Opioids Distributed to Retail and Chain Pharmacies in Dosage Units San Francisco, CA



\* For Walgreens, we include distributions by and/or to Walgreens and Happy Harry Incorporated.

Data Source: ARCOS (2006 - 2014); Defendant Distribution Data.

## Opioids Distributed to Walgreens, by Distributor in Dosage Units

	U.S.			California			Bay Area			San Francisco, CA		
Average Population	308,923,291			37,322,788			7,182,435			809,711		
	Total		Average Annual	Total		Average Annual	Total		Average Annual	Total		Average Annual
Distributor	Dosage Units	%	Dosage Units Per Capita	Dosage Units	%	Dosage Units Per Capita	Dosage Units	%	Dosage Units Per Capita	Dosage Units	%	Dosage Units Per Capita
Walgreens	17,181,365,540	82.7%	6.18	1,514,559,000	84.8%	4.51	403,202,129	84.0%	6.24	102,430,285	80.7%	14.06
AmerisourceBergen Drug	2,611,725,470	12.6%	0.94	223,314,019	12.5%	0.66	57,561,902	12.0%	0.89	15,692,562	12.4%	2.15
Cardinal Health	826,539,160	4.0%	0.30	44,315,666	2.5%	0.13	15,836,889	3.3%	0.24	5,584,957	4.4%	0.77
McKesson Corporation	50,535,740	0.2%	0.02	3,794,054	0.2%	0.01	3,163,546	0.7%	0.05	3,163,546	2.5%	0.43
<b>Subtotal</b>	<b>20,670,165,910</b>	<b>99.5%</b>	<b>7.43</b>	<b>1,785,982,739</b>	<b>99.9%</b>	<b>5.32</b>	<b>479,764,466</b>	<b>100.0%</b>	<b>7.42</b>	<b>126,871,350</b>	<b>99.9%</b>	<b>17.41</b>
<b>Other Distributors</b>	<b>99,712,288</b>	<b>0.5%</b>	<b>0.04</b>	<b>1,066,206</b>	<b>0.1%</b>	<b>0.00</b>	<b>224,906</b>	<b>0.0%</b>	<b>0.00</b>	<b>70,130</b>	<b>0.1%</b>	<b>0.01</b>
<b>Total</b>	<b>20,769,878,198</b>	<b>100.0%</b>	<b>7.47</b>	<b>1,787,048,945</b>	<b>100.0%</b>	<b>5.32</b>	<b>479,989,372</b>	<b>100.0%</b>	<b>7.43</b>	<b>126,941,480</b>	<b>100.0%</b>	<b>17.42</b>

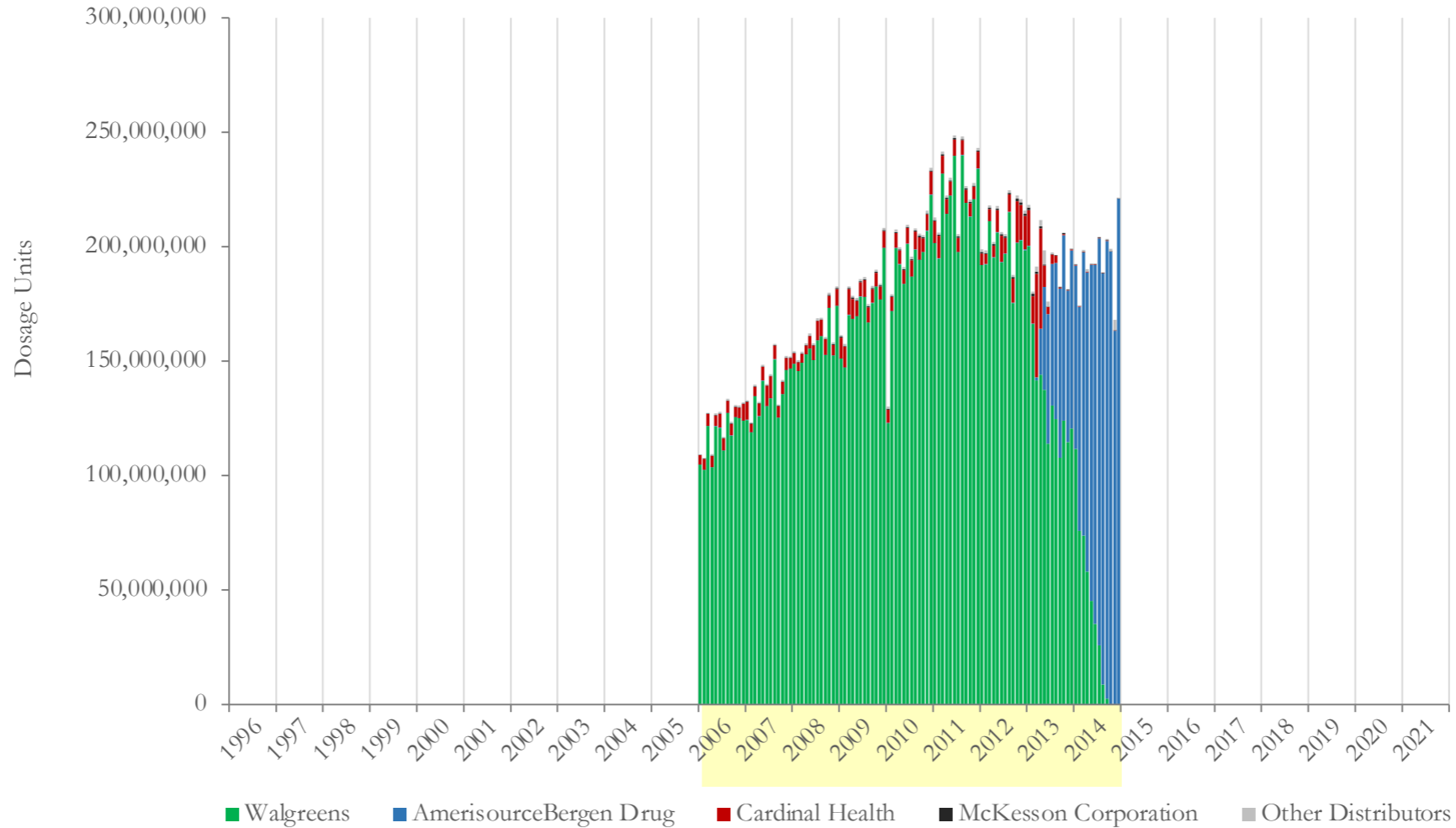
\*Average Annual Dosage Units Per Capita is calculated as Total Dosage Units divided by the product of Average population and the number of active years (9 years).

Bay Area includes Alameda, Contra Costa, Marin, Napa, San Mateo, San Francisco, Santa Clara, Solano, and Sonoma counties in California.

\* For Walgreens, we include distributions by and/or to Walgreens and Happy Harry Incorporated.

Data Source: ARCOS (2006 - 2014); Defendant Distribution Data; U.S. Census Bureau.

## Opioids Distributed to Walgreens, by Distributor in Dosage Units U.S.



\* For Walgreens, we include distributions by and/or to Walgreens and Happy Harry Incorporated.

Data Source: ARCOS (2006 - 2014).

National  
 2006 - 2014  
 All Distributors  
 Walgreens  
 14 Drugs: Oxycodone, Hydrocodone, Buprenorphine, Codeine, Dihydrocodeine, Fentanyl, Hydromorphone, Levorphanol, Methadone, Meperidine, Morphine, Opium (Powdered), Oxymorphone, Tapentadol  
 Dosage Units

## Opioids Distributed to Walgreens, by Distributor in Dosage Units U.S.

U.S.						
Year	Month	Walgreens	AmerisourceBergen Drug	Cardinal Health	McKesson Corporation	Other Distributors
Total		17,181,365,540	2,611,725,470	826,539,160	50,535,740	99,712,288
2006	1	109,772,285	58,380	5,643,597	103,082	254,620
2006	2	107,832,980	61,180	5,463,640	103,500	189,625
2006	3	127,841,980	65,515	6,199,233	115,250	220,505
2006	4	108,303,270	78,420	5,757,892	86,277	771,545
2006	5	126,828,260	87,190	6,298,548	139,377	780,555
2006	6	126,891,325	95,430	6,978,238	281,055	656,200
2006	7	116,496,055	66,720	6,616,095	270,724	612,500
2006	8	134,032,485	80,670	6,302,535	318,604	676,600
2006	9	123,407,760	71,725	5,988,643	339,100	604,600
2006	10	132,134,215	73,035	5,286,768	272,647	660,500
2006	11	131,636,695	89,820	5,524,601	283,354	638,000
2006	12	130,179,745	77,603	8,049,776	260,085	618,200
2007	1	130,835,670	92,600	8,833,329	283,029	636,700
2007	2	124,721,905	100,153	4,535,349	254,558	586,500
2007	3	141,170,330	99,405	5,140,928	299,711	656,900
2007	4	131,926,530	139,894	6,563,702	270,411	581,700
2007	5	148,225,195	94,834	6,889,936	305,770	645,700
2007	6	137,333,325	67,890	9,642,047	282,276	608,000
2007	7	141,462,140	69,705	10,139,423	305,141	567,500
2007	8	158,797,975	57,545	6,321,654	304,866	599,300
2007	9	132,435,205	58,515	5,283,896	290,775	569,500
2007	10	141,977,245	54,015	5,633,805	330,594	653,300
2007	11	154,198,885	45,165	5,679,461	309,688	638,600
2007	12	154,587,250	40,475	4,858,470	318,606	607,800

\* For Walgreens, we include distributions by and/or to Walgreens and Happy Harry Incorporated.

Data Source: ARCOS (2006 - 2014).

National  
 2006 - 2014  
 All Distributors  
 Walgreens  
 14 Drugs: Oxycodone, Hydrocodone, Buprenorphine, Codeine, Dihydrocodeine, Fentanyl, Hydromorphone, Levorphanol, Methadone, Meperidine, Morphine, Opium (Powdered), Oxymorphone, Tapentadol  
 Dosage Units

## Opioids Distributed to Walgreens, by Distributor in Dosage Units U.S.

		U.S.				
Year	Month	Walgreens	AmerisourceBergen Drug	Cardinal Health	McKesson Corporation	Other Distributors
Total		17,181,365,540	2,611,725,470	826,539,160	50,535,740	99,712,288
2008	1	158,577,955	52,885	4,924,130	362,407	664,500
2008	2	155,222,730	54,140	4,177,986	313,960	682,195
2008	3	159,077,410	48,380	4,188,430	344,696	677,500
2008	4	163,094,795	56,378	4,208,126	363,106	725,500
2008	5	165,753,265	50,035	5,966,947	343,566	734,200
2008	6	159,225,640	62,230	6,606,964	372,382	713,500
2008	7	170,042,665	49,076	8,775,105	442,838	755,800
2008	8	170,999,100	54,350	7,293,830	369,392	708,100
2008	9	163,272,740	52,465	7,250,925	388,327	747,700
2008	10	184,524,345	68,215	5,501,870	602,292	778,100
2008	11	162,637,760	53,520	4,714,445	522,594	687,700
2008	12	186,156,290	64,420	7,504,225	589,164	831,500
2009	1	161,741,615	71,420	9,321,988	556,846	763,500
2009	2	157,395,770	75,325	9,317,544	517,946	772,900
2009	3	181,000,550	90,900	11,602,385	536,093	803,520
2009	4	180,263,260	94,709	9,246,164	590,891	844,500
2009	5	180,552,805	81,895	6,908,596	573,035	800,100
2009	6	190,083,830	84,865	6,591,505	616,014	883,300
2009	7	190,347,210	91,495	7,568,826	674,671	884,300
2009	8	178,032,295	108,987	6,759,764	635,891	830,500
2009	9	187,634,715	113,178	6,384,705	549,065	872,200
2009	10	192,974,470	132,470	7,990,752	477,213	867,900
2009	11	187,598,660	135,885	7,095,927	467,250	823,500
2009	12	212,775,340	116,660	7,740,395	513,562	999,300

\* For Walgreens, we include distributions by and/or to Walgreens and Happy Harry Incorporated.

Data Source: ARCOS (2006 - 2014).

National  
 2006 - 2014  
 All Distributors  
 Walgreens  
 14 Drugs: Oxycodone, Hydrocodone, Buprenorphine, Codeine, Dihydrocodeine, Fentanyl, Hydromorphone, Levorphanol, Methadone, Meperidine, Morphine, Opium (Powdered), Oxymorphone, Tapentadol  
 Dosage Units

## Opioids Distributed to Walgreens, by Distributor in Dosage Units U.S.

U.S.						
Year	Month	Walgreens	AmerisourceBergen Drug	Cardinal Health	McKesson Corporation	Other Distributors
Total		17,181,365,540	2,611,725,470	826,539,160	50,535,740	99,712,288
2010	1	131,122,790	116,075	6,414,600	506,389	883,100
2010	2	183,366,835	100,860	6,381,049	476,200	881,000
2010	3	213,273,420	126,395	6,697,423	577,769	1,056,860
2010	4	205,139,860	107,190	6,395,311	497,143	994,100
2010	5	195,887,420	98,850	6,256,989	482,866	913,950
2010	6	214,404,725	121,430	7,365,339	588,991	1,037,620
2010	7	199,142,265	115,007	7,598,919	527,379	1,002,900
2010	8	211,374,320	106,890	8,260,827	565,467	1,031,400
2010	9	205,285,810	137,260	11,375,641	596,812	1,019,430
2010	10	208,151,630	112,405	8,155,709	550,371	1,024,480
2010	11	219,020,595	94,615	8,606,212	569,998	1,083,200
2010	12	234,385,360	137,815	11,892,582	571,635	1,127,010
2011	1	211,390,551	130,272	12,800,554	545,694	1,048,340
2011	2	204,092,693	125,861	12,896,760	519,134	968,840
2011	3	242,628,743	185,114	11,316,751	606,343	1,140,170
2011	4	224,106,067	146,705	9,811,292	588,758	1,076,660
2011	5	233,147,987	175,663	8,895,986	602,866	1,104,980
2011	6	252,066,252	180,232	9,283,289	635,433	1,124,040
2011	7	208,615,023	161,407	8,350,030	629,815	1,006,760
2011	8	252,571,183	182,088	8,352,452	783,351	1,128,420
2011	9	230,855,463	201,888	7,676,294	658,867	1,110,284
2011	10	224,161,147	138,304	7,722,950	723,289	1,023,210
2011	11	232,091,557	192,415	7,515,081	655,545	1,059,790
2011	12	244,239,880	254,723	10,684,573	694,195	1,097,780

\* For Walgreens, we include distributions by and/or to Walgreens and Happy Harry Incorporated.

Data Source: ARCOS (2006 - 2014).



National  
 2006 - 2014  
 All Distributors  
 Walgreens  
 14 Drugs: Oxycodone, Hydrocodone, Buprenorphine, Codeine, Dihydrocodeine, Fentanyl, Hydromorphone, Levorphanol, Methadone, Meperidine, Morphine, Opium (Powdered), Oxymorphone, Tapentadol  
 Dosage Units

## Opioids Distributed to Walgreens, by Distributor in Dosage Units U.S.

		U.S.				
Year	Month	Walgreens	AmerisourceBergen Drug	Cardinal Health	McKesson Corporation	Other Distributors
Total		17,181,365,540	2,611,725,470	826,539,160	50,535,740	99,712,288
2012	1	201,900,396	206,448	8,089,386	728,167	1,117,360
2012	2	201,988,490	200,772	6,948,656	694,175	1,051,020
2012	3	222,093,624	226,835	7,662,194	778,809	1,076,710
2012	4	205,260,919	390,224	7,307,237	762,444	1,058,890
2012	5	216,553,714	314,108	12,350,706	825,425	1,129,050
2012	6	203,002,070	328,201	14,469,031	786,598	1,032,820
2012	7	207,424,045	304,719	8,888,154	766,137	1,009,770
2012	8	227,014,516	360,252	9,024,604	838,998	1,077,110
2012	9	185,498,962	269,500	11,805,423	781,967	979,710
2012	10	213,068,570	267,135	19,989,288	1,155,262	1,371,800
2012	11	213,904,175	377,931	17,037,478	1,150,386	1,357,150
2012	12	209,739,405	383,975	15,976,030	1,095,583	1,283,490
2013	1	212,108,053	363,222	16,825,843	1,182,126	1,258,100
2013	2	176,053,437	320,875	13,143,816	1,073,805	1,104,720
2013	3	148,431,305	1,358,578	50,275,958	1,023,468	2,588,912
2013	4	149,737,240	21,676,019	48,591,784	918,526	3,026,208
2013	5	142,793,883	47,964,999	10,238,246	476,073	6,614,862
2013	6	117,485,512	61,365,371	3,559,448	215,613	2,370,264
2013	7	134,590,527	67,841,966	4,624,304	243,444	718,993
2013	8	128,339,688	73,966,025	3,988,501	257,858	0
2013	9	108,818,238	82,679,764	403,075	319,425	189,460
2013	10	124,996,270	90,477,306	477,793	403,845	11,748
2013	11	115,727,300	73,489,280	246,016	203,652	248,934
2013	12	121,602,720	87,098,099	358,327	177,437	294,938

\* For Walgreens, we include distributions by and/or to Walgreens and Happy Harry Incorporated.

Data Source: ARCOS (2006 - 2014).

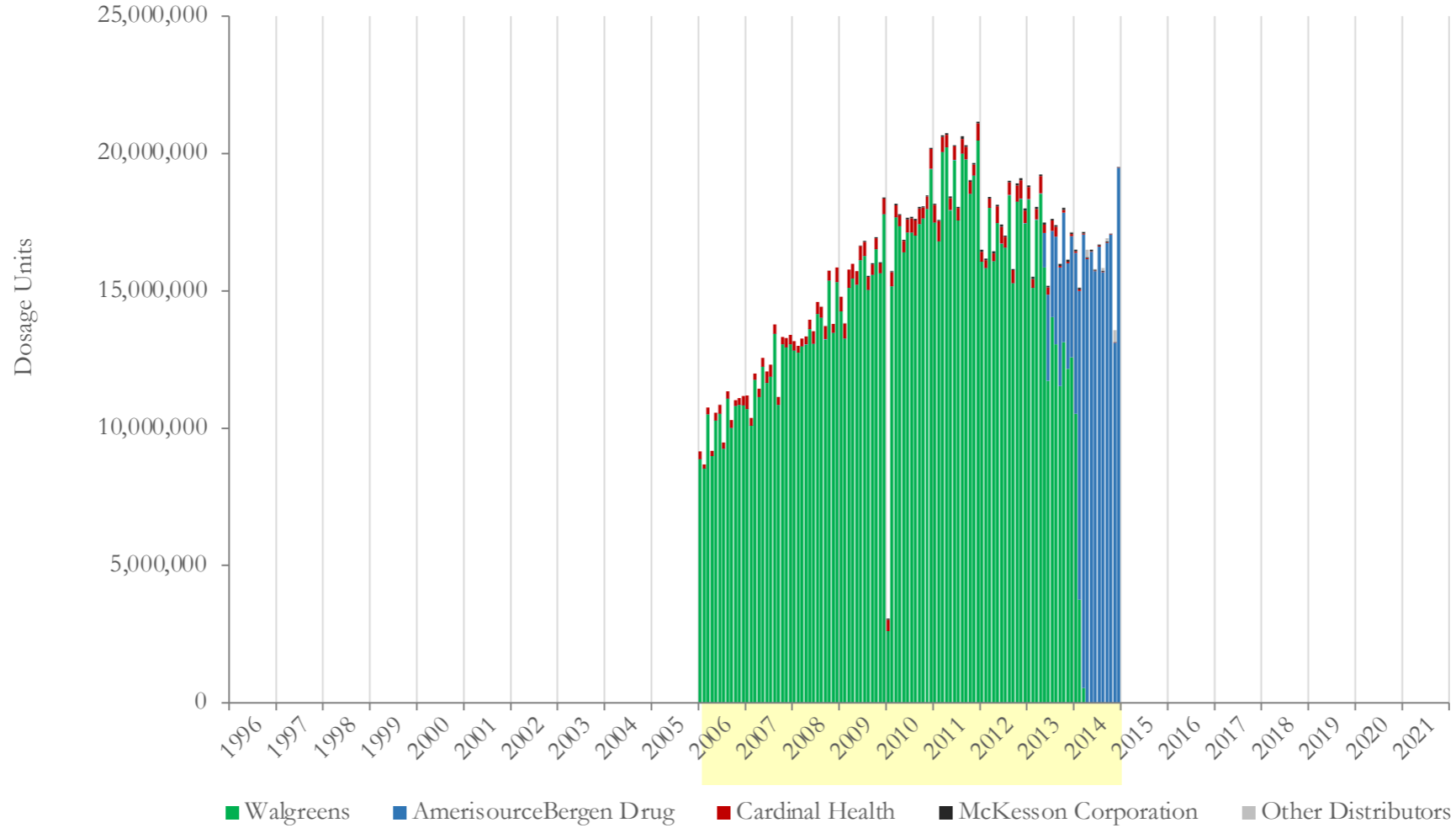
National  
 2006 - 2014  
 All Distributors  
 Walgreens  
 14 Drugs: Oxycodone, Hydrocodone, Buprenorphine, Codeine, Dihydrocodeine, Fentanyl, Hydromorphone, Levorphanol, Methadone, Meperidine, Morphine, Opium (Powdered), Oxymorphone, Tapentadol  
 Dosage Units

## Opioids Distributed to Walgreens, by Distributor in Dosage Units U.S.

U.S.						
Year	Month	Walgreens	AmerisourceBergen Drug	Cardinal Health	McKesson Corporation	Other Distributors
<b>Total</b>		<b>17,181,365,540</b>	<b>2,611,725,470</b>	<b>826,539,160</b>	<b>50,535,740</b>	<b>99,712,288</b>
2014	1	112,630,840	89,798,877	342,199	167,245	354,570
2014	2	76,586,130	106,764,403	209,438	158,600	468,878
2014	3	74,250,110	133,789,587	277,261	160,953	614,132
2014	4	58,485,860	139,711,402	223,185	156,775	950,920
2014	5	45,591,970	156,259,496	210,393	159,017	137,564
2014	6	35,453,160	166,274,261	201,496	180,643	33,804
2014	7	26,106,000	188,010,416	239,687	187,746	136,744
2014	8	8,769,250	189,253,109	184,076	172,855	334,306
2014	9	2,671,340	210,043,626	173,777	176,370	618,628
2014	10	106,820	208,014,134	82,877	57,007	1,085,232
2014	11	45,440	171,812,149	71,958	40,785	4,652,820
2014	12	60	232,623,175	61,803	52,530	521,582

\* For Walgreens, we include distributions by and/or to Walgreens and Happy Harry Incorporated.  
 Data Source: ARCOS (2006 - 2014).

## Opioids Distributed to Walgreens, by Distributor in Dosage Units California



\* For Walgreens, we include distributions by and/or to Walgreens and Happy Harry Incorporated.

Data Source: ARCOS (2006 - 2014).

California  
 2006 - 2014  
 All Distributors  
 Walgreens  
 14 Drugs: Oxycodone, Hydrocodone, Buprenorphine, Codeine, Dihydrocodeine, Fentanyl, Hydromorphone, Levorphanol, Methadone, Meperidine, Morphine, Opium (Powdered), Oxymorphone, Tapentadol  
 Dosage Units

## Opioids Distributed to Walgreens, by Distributor in Dosage Units California

California						
Year	Month	Walgreens	AmerisourceBergen Drug	Cardinal Health	McKesson Corporation	Other Distributors
<b>Total</b>		<b>1,514,559,000</b>	<b>223,314,019</b>	<b>44,315,666</b>	<b>3,794,054</b>	<b>1,066,206</b>
2006	1	9,433,115	1,500	372,930	0	0
2006	2	8,966,815	580	182,349	0	0
2006	3	11,056,720	1,180	295,744	0	0
2006	4	9,406,940	1,250	247,997	0	0
2006	5	10,740,450	820	409,114	0	0
2006	6	11,083,015	1,500	376,745	0	100
2006	7	9,742,940	990	317,093	0	0
2006	8	11,770,690	1,500	328,934	0	0
2006	9	10,581,515	1,125	338,730	0	0
2006	10	11,439,005	1,000	271,448	0	0
2006	11	11,479,350	1,410	296,933	0	0
2006	12	11,445,465	860	389,526	0	0
2007	1	11,366,650	1,000	543,885	0	0
2007	2	10,670,235	1,020	324,080	0	0
2007	3	12,405,335	1,360	295,875	0	0
2007	4	11,759,010	800	348,945	0	0
2007	5	12,920,525	3,600	374,492	0	0
2007	6	12,287,360	480	472,499	0	0
2007	7	12,596,940	760	476,325	0	0
2007	8	14,187,800	760	380,112	0	0
2007	9	11,512,970	420	293,306	0	100
2007	10	13,834,880	970	311,578	0	0
2007	11	13,689,780	1,000	370,276	0	0
2007	12	13,833,275	1,500	379,075	0	0

\* For Walgreens, we include distributions by and/or to Walgreens and Happy Harry Incorporated.

Data Source: ARCOS (2006 - 2014).

California  
 2006 - 2014  
 All Distributors  
 Walgreens  
 14 Drugs: Oxycodone, Hydrocodone, Buprenorphine, Codeine, Dihydrocodeine, Fentanyl, Hydromorphone, Levorphanol, Methadone, Meperidine, Morphine, Opium (Powdered), Oxymorphone, Tapentadol  
 Dosage Units

## Opioids Distributed to Walgreens, by Distributor in Dosage Units California

California						
Year	Month	Walgreens	AmerisourceBergen Drug	Cardinal Health	McKesson Corporation	Other Distributors
Total		1,514,559,000	223,314,019	44,315,666	3,794,054	1,066,206
2008	1	13,744,565	1,340	376,947	0	0
2008	2	13,605,525	1,320	265,085	0	0
2008	3	13,857,490	1,710	293,751	0	0
2008	4	13,966,120	1,360	324,737	0	0
2008	5	14,558,325	680	373,084	0	0
2008	6	13,875,055	800	478,188	0	0
2008	7	15,177,630	1,700	459,062	0	0
2008	8	14,961,415	2,350	425,804	0	500
2008	9	14,246,300	1,060	515,412	0	200
2008	10	16,466,245	1,300	397,987	0	300
2008	11	14,408,045	510	345,255	0	0
2008	12	16,492,080	1,600	538,068	0	0
2009	1	15,269,490	1,310	549,045	0	0
2009	2	14,260,410	1,640	571,936	0	100
2009	3	16,168,920	2,500	688,991	0	0
2009	4	16,638,345	490	570,593	0	0
2009	5	16,268,195	1,540	520,131	0	0
2009	6	17,293,750	1,790	529,688	9,700	0
2009	7	17,500,780	870	548,251	31,055	0
2009	8	16,142,095	2,250	508,163	35,780	0
2009	9	16,804,705	1,110	403,018	37,095	300
2009	10	17,672,145	1,020	479,831	38,845	0
2009	11	16,769,775	1,890	429,327	41,750	0
2009	12	19,075,360	1,870	601,675	46,351	0

\* For Walgreens, we include distributions by and/or to Walgreens and Happy Harry Incorporated.

Data Source: ARCOS (2006 - 2014).

California  
 2006 - 2014  
 All Distributors  
 Walgreens  
 14 Drugs: Oxycodone, Hydrocodone, Buprenorphine, Codeine, Dihydrocodeine, Fentanyl, Hydromorphone, Levorphanol, Methadone, Meperidine, Morphine, Opium (Powdered), Oxymorphone, Tapentadol  
 Dosage Units

## Opioids Distributed to Walgreens, by Distributor in Dosage Units California

California						
Year	Month	Walgreens	AmerisourceBergen Drug	Cardinal Health	McKesson Corporation	Other Distributors
Total		1,514,559,000	223,314,019	44,315,666	3,794,054	1,066,206
2010	1	2,637,340	1,010	479,994	38,835	0
2010	2	16,293,925	920	539,407	35,026	100
2010	3	19,051,975	1,680	464,840	53,915	0
2010	4	18,621,660	1,600	431,556	38,836	0
2010	5	17,657,005	1,420	428,539	44,846	0
2010	6	18,296,000	1,040	551,726	69,520	500
2010	7	18,391,155	1,450	548,211	67,441	500
2010	8	18,232,440	1,600	588,545	57,190	0
2010	9	18,656,865	5,530	630,912	64,245	0
2010	10	18,770,585	2,510	488,395	50,415	0
2010	11	19,253,605	1,850	526,915	42,345	0
2010	12	20,667,080	4,290	808,938	54,700	0
2011	1	18,601,482	4,288	767,714	39,900	0
2011	2	17,891,732	4,220	848,312	36,870	0
2011	3	21,365,392	6,409	667,029	63,090	0
2011	4	21,355,154	2,858	579,903	63,960	0
2011	5	19,120,290	3,292	563,337	62,630	0
2011	6	20,995,692	4,658	578,204	55,495	0
2011	7	18,747,637	1,966	532,143	53,210	0
2011	8	21,285,508	4,014	606,092	119,385	1,000
2011	9	21,064,371	3,846	537,680	70,020	1,000
2011	10	19,716,726	2,176	517,623	79,860	1,100
2011	11	20,431,852	2,990	507,906	51,175	0
2011	12	21,667,349	3,396	761,527	69,750	0

\* For Walgreens, we include distributions by and/or to Walgreens and Happy Harry Incorporated.

Data Source: ARCOS (2006 - 2014).

California  
 2006 - 2014  
 All Distributors  
 Walgreens  
 14 Drugs: Oxycodone, Hydrocodone, Buprenorphine, Codeine, Dihydrocodeine, Fentanyl, Hydromorphone, Levorphanol, Methadone, Meperidine, Morphine, Opium (Powdered), Oxymorphone, Tapentadol  
 Dosage Units

## Opioids Distributed to Walgreens, by Distributor in Dosage Units California

California						
Year	Month	Walgreens	AmerisourceBergen Drug	Cardinal Health	McKesson Corporation	Other Distributors
Total		1,514,559,000	223,314,019	44,315,666	3,794,054	1,066,206
2012	1	17,141,028	2,430	470,089	78,200	0
2012	2	16,826,056	2,728	391,725	67,195	0
2012	3	19,162,681	2,352	446,241	70,710	0
2012	4	17,119,421	2,822	371,774	83,925	0
2012	5	18,495,653	4,406	736,237	71,924	0
2012	6	17,694,838	3,172	847,158	80,975	100
2012	7	17,701,153	3,274	484,820	38,270	0
2012	8	19,689,179	3,418	524,132	62,095	0
2012	9	16,340,087	2,596	517,699	47,015	0
2012	10	19,473,589	7,946	648,342	84,795	0
2012	11	19,535,246	9,372	721,417	82,525	0
2012	12	18,607,634	9,296	510,227	74,820	0
2013	1	19,648,635	11,080	491,117	48,515	0
2013	2	16,166,627	10,392	364,743	68,210	1,000
2013	3	18,766,065	14,011	441,537	74,295	0
2013	4	19,593,487	22,806	740,708	63,278	0
2013	5	16,547,729	1,261,660	331,547	89,513	0
2013	6	11,858,912	3,642,336	290,307	66,463	100
2013	7	14,237,309	3,778,259	407,764	61,973	0
2013	8	13,199,484	4,567,085	381,624	79,817	0
2013	9	11,587,882	5,079,978	57,895	89,869	4,100
2013	10	13,193,170	5,505,689	108,898	91,078	1,700
2013	11	12,225,220	4,407,493	67,485	76,833	20,318
2013	12	12,640,790	5,146,140	93,181	69,952	700

\* For Walgreens, we include distributions by and/or to Walgreens and Happy Harry Incorporated.

Data Source: ARCOS (2006 - 2014).

California  
 2006 - 2014  
 All Distributors  
 Walgreens  
 14 Drugs: Oxycodone, Hydrocodone, Buprenorphine, Codeine, Dihydrocodeine, Fentanyl, Hydromorphone, Levorphanol, Methadone, Meperidine, Morphine, Opium (Powdered), Oxymorphone, Tapentadol  
 Dosage Units

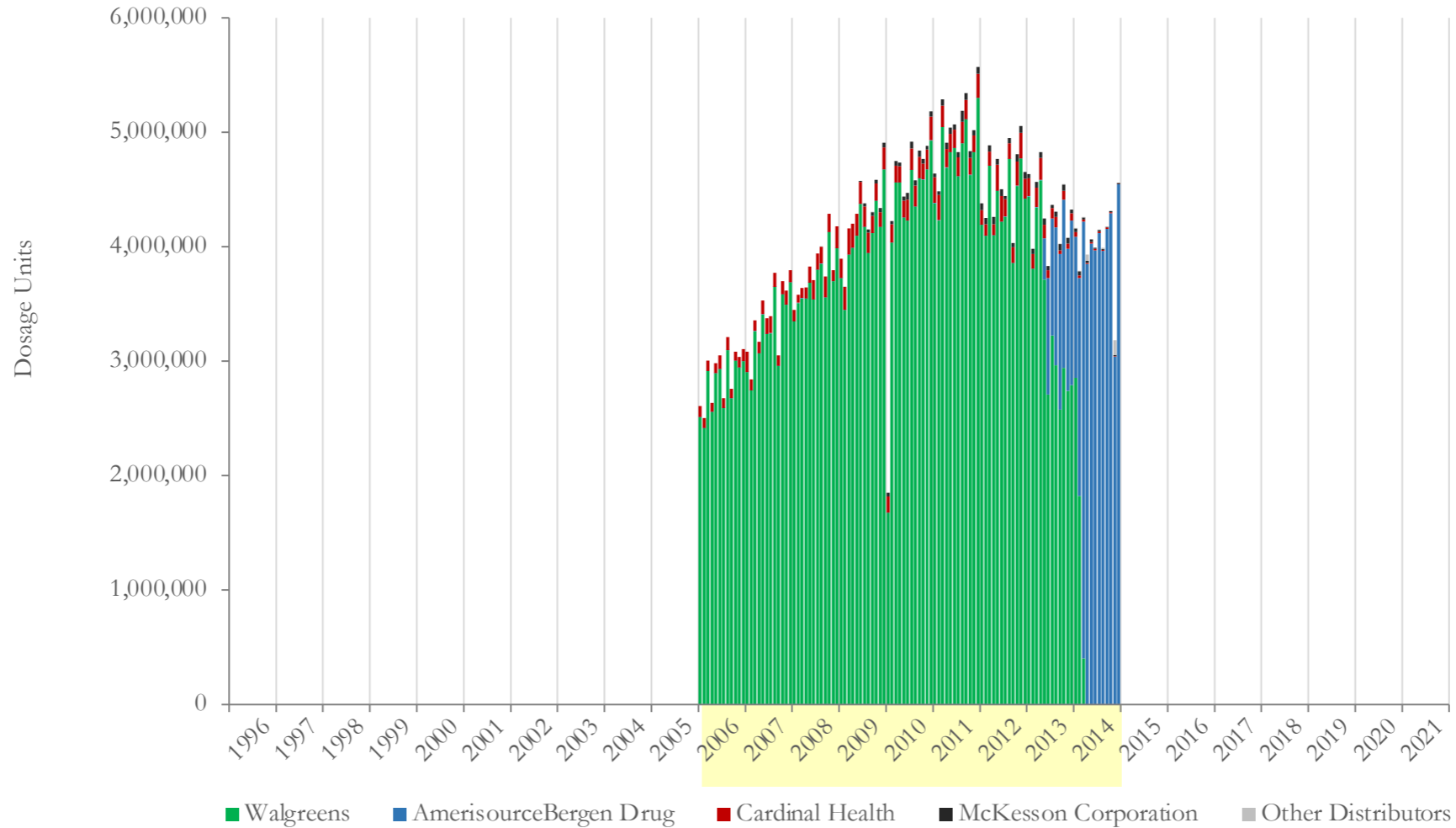
## Opioids Distributed to Walgreens, by Distributor in Dosage Units California

California						
Year	Month	Walgreens	AmerisourceBergen Drug	Cardinal Health	McKesson Corporation	Other Distributors
Total		1,514,559,000	223,314,019	44,315,666	3,794,054	1,066,206
2014	1	10,585,480	6,662,789	64,265	66,038	10,824
2014	2	3,773,040	11,956,610	45,067	64,676	27,700
2014	3	539,240	17,374,199	42,592	48,558	14,732
2014	4	3,000	16,866,280	29,580	39,862	272,600
2014	5	0	17,156,235	27,872	47,702	1,380
2014	6	0	16,414,420	24,410	39,721	300
2014	7	0	17,367,591	26,645	40,043	21,700
2014	8	0	16,411,156	19,575	36,498	91,000
2014	9	0	17,469,105	18,365	36,818	124,640
2014	10	0	17,826,879	12,735	11,520	24,174
2014	11	0	13,697,262	4,700	8,640	439,924
2014	12	0	20,480,344	5,725	8,498	3,414

\* For Walgreens, we include distributions by and/or to Walgreens and Happy Harry Incorporated.  
 Data Source: ARCOS (2006 - 2014).



## Opioids Distributed to Walgreens, by Distributor in Dosage Units Bay Area



Bay Area includes Alameda, Contra Costa, Marin, Napa, San Mateo, San Francisco, Santa Clara, Solano, and Sonoma counties in California.

\* For Walgreens, we include distributions by and/or to Walgreens and Happy Harry Incorporated.

Data Source: ARCOS (2006 - 2014).

Bay Area  
 2006 - 2014  
 All Distributors  
 Walgreens  
 14 Drugs: Oxycodone, Hydrocodone, Buprenorphine, Codeine, Dihydrocodeine, Fentanyl, Hydromorphone, Levorphanol, Methadone, Meperidine, Morphine, Opium (Powdered), Oxymorphone, Tapentadol  
 Dosage Units

## Opioids Distributed to Walgreens, by Distributor in Dosage Units Bay Area

Bay Area						
Year	Month	Walgreens	AmerisourceBergen Drug	Cardinal Health	McKesson Corporation	Other Distributors
Total		403,202,129	57,561,902	15,836,889	3,163,546	224,906
2006	1	2,702,300	600	114,360	0	0
2006	2	2,566,455	580	102,282	0	0
2006	3	3,086,400	780	115,112	0	0
2006	4	2,687,815	990	100,482	0	0
2006	5	3,050,410	620	135,405	0	0
2006	6	3,110,890	1,200	144,736	0	0
2006	7	2,768,235	790	117,235	0	0
2006	8	3,330,920	1,200	140,134	0	0
2006	9	2,865,135	900	105,705	0	0
2006	10	3,220,240	700	101,400	0	0
2006	11	3,163,645	1,280	114,215	0	0
2006	12	3,195,115	400	124,933	0	0
2007	1	3,128,085	800	204,056	0	0
2007	2	2,938,625	700	119,059	0	0
2007	3	3,480,695	900	116,662	0	0
2007	4	3,281,955	600	121,888	0	0
2007	5	3,642,005	3,600	137,584	0	0
2007	6	3,447,355	480	165,541	0	0
2007	7	3,493,390	760	159,358	0	0
2007	8	3,903,965	760	132,444	0	0
2007	9	3,178,850	420	101,061	0	0
2007	10	3,860,755	970	127,843	0	0
2007	11	3,739,405	1,000	133,115	0	0
2007	12	3,965,190	1,200	116,539	0	0

Bay Area includes Alameda, Contra Costa, Marin, Napa, San Mateo, San Francisco, Santa Clara, Solano, and Sonoma counties in California.

\* For Walgreens, we include distributions by and/or to Walgreens and Happy Harry Incorporated.

Data Source: ARCOS (2006 - 2014).

Bay Area  
 2006 - 2014  
 All Distributors  
 Walgreens  
 14 Drugs: Oxycodone, Hydrocodone, Buprenorphine, Codeine, Dihydrocodeine, Fentanyl, Hydromorphone, Levorphanol, Methadone, Meperidine, Morphine, Opium (Powdered), Oxymorphone, Tapentadol  
 Dosage Units

## Opioids Distributed to Walgreens, by Distributor in Dosage Units Bay Area

Bay Area						
Year	Month	Walgreens	AmerisourceBergen Drug	Cardinal Health	McKesson Corporation	Other Distributors
Total		403,202,129	57,561,902	15,836,889	3,163,546	224,906
2006	1	3,658,060	1,340	108,525	0	0
2006	2	3,789,745	1,220	79,817	0	0
2006	3	3,869,860	1,710	101,028	0	0
2006	4	3,853,795	1,260	105,742	0	0
2006	5	4,026,435	680	150,392	0	0
2006	6	3,826,870	800	178,709	0	0
2006	7	4,137,015	1,370	158,248	0	0
2006	8	4,168,805	2,320	157,143	0	500
2006	9	3,897,700	1,060	195,212	0	0
2006	10	4,495,850	1,300	169,694	0	0
2006	11	4,015,250	360	103,189	0	0
2006	12	4,355,050	760	196,650	0	0
2007	1	4,068,285	590	177,513	0	0
2007	2	3,770,175	680	212,386	0	100
2007	3	4,267,465	830	242,732	0	0
2007	4	4,398,515	280	219,291	0	0
2007	5	4,438,090	1,050	205,915	0	0
2007	6	4,787,400	580	201,752	9,700	0
2007	7	4,567,095	560	187,498	31,055	0
2007	8	4,311,385	1,460	187,092	35,780	0
2007	9	4,505,750	590	160,728	37,095	100
2007	10	4,804,565	690	181,484	38,845	0
2007	11	4,554,420	1,070	147,156	41,750	0
2007	12	5,115,800	1,470	207,582	46,351	0

Bay Area includes Alameda, Contra Costa, Marin, Napa, San Mateo, San Francisco, Santa Clara, Solano, and Sonoma counties in California.

\* For Walgreens, we include distributions by and/or to Walgreens and Happy Harry Incorporated.

Data Source: ARCOS (2006 - 2014).

Bay Area  
 2006 - 2014  
 All Distributors  
 Walgreens  
 14 Drugs: Oxycodone, Hydrocodone, Buprenorphine, Codeine, Dihydrocodeine, Fentanyl, Hydromorphone, Levorphanol, Methadone, Meperidine, Morphine, Opium (Powdered), Oxymorphone, Tapentadol  
 Dosage Units

## Opioids Distributed to Walgreens, by Distributor in Dosage Units Bay Area

Bay Area						
Year	Month	Walgreens	AmerisourceBergen Drug	Cardinal Health	McKesson Corporation	Other Distributors
Total		403,202,129	57,561,902	15,836,889	3,163,546	224,906
2006	1	1,698,120	640	158,452	38,835	0
2006	2	4,417,765	490	165,732	35,026	100
2006	3	4,996,185	980	155,752	53,915	0
2006	4	4,991,550	1,070	148,054	38,836	0
2006	5	4,668,645	1,020	151,082	44,846	0
2006	6	4,586,365	700	211,004	69,520	0
2006	7	5,117,975	810	200,505	67,441	0
2006	8	4,762,310	840	200,148	57,190	0
2006	9	5,012,650	4,520	211,905	64,245	0
2006	10	4,982,205	1,020	173,929	50,415	0
2006	11	5,111,590	1,290	191,514	42,345	0
2006	12	5,367,270	3,280	235,453	54,700	0
2007	1	4,769,349	2,088	271,058	39,900	0
2007	2	4,604,719	3,300	258,629	36,870	0
2007	3	5,487,423	3,395	233,630	63,090	0
2007	4	5,091,937	1,684	201,599	63,960	0
2007	5	5,252,064	1,002	201,712	62,630	0
2007	6	5,297,186	2,938	184,409	55,495	0
2007	7	5,049,561	1,266	188,944	53,210	0
2007	8	5,338,176	3,154	210,783	119,385	1,000
2007	9	5,576,907	2,866	198,994	70,020	1,000
2007	10	5,059,248	1,736	176,129	79,860	100
2007	11	5,248,757	1,030	182,708	51,175	0
2007	12	5,736,590	2,354	259,343	69,650	0

Bay Area includes Alameda, Contra Costa, Marin, Napa, San Mateo, San Francisco, Santa Clara, Solano, and Sonoma counties in California.

\* For Walgreens, we include distributions by and/or to Walgreens and Happy Harry Incorporated.

Data Source: ARCOS (2006 - 2014).

Bay Area  
 2006 - 2014  
 All Distributors  
 Walgreens  
 14 Drugs: Oxycodone, Hydrocodone, Buprenorphine, Codeine, Dihydrocodeine, Fentanyl, Hydromorphone, Levorphanol, Methadone, Meperidine, Morphine, Opium (Powdered), Oxymorphone, Tapentadol  
 Dosage Units

## Opioids Distributed to Walgreens, by Distributor in Dosage Units Bay Area

Bay Area						
Year	Month	Walgreens	AmerisourceBergen Drug	Cardinal Health	McKesson Corporation	Other Distributors
Total		403,202,129	57,561,902	15,836,889	3,163,546	224,906
2006	1	4,574,313	740	169,145	67,805	0
2006	2	4,460,348	1,600	137,726	61,335	0
2006	3	5,138,545	1,508	156,059	65,050	0
2006	4	4,487,153	1,520	126,893	71,230	0
2006	5	4,882,866	1,468	282,780	58,050	0
2006	6	4,576,811	1,020	300,118	70,240	0
2006	7	4,677,711	2,390	181,348	30,095	0
2006	8	5,210,404	1,876	160,947	54,555	0
2006	9	4,244,094	2,086	157,367	40,260	0
2006	10	4,986,064	3,150	245,096	76,360	0
2006	11	5,202,102	1,822	253,307	70,870	0
2006	12	4,850,718	1,988	192,237	66,660	0
2007	1	4,925,074	3,236	174,483	37,520	0
2007	2	4,190,105	1,546	142,589	50,615	0
2007	3	4,778,846	4,314	190,784	57,440	0
2007	4	4,977,748	5,292	242,854	53,505	0
2007	5	3,981,452	361,527	134,482	65,195	0
2007	6	2,754,332	1,224,240	81,073	42,105	0
2007	7	3,297,749	1,265,430	105,145	33,385	0
2007	8	3,019,240	1,451,788	102,223	51,400	0
2007	9	2,598,872	1,654,012	36,035	60,425	800
2007	10	2,965,430	1,792,639	90,998	64,510	900
2007	11	2,762,660	1,455,237	54,185	53,465	6,848
2007	12	2,814,140	1,731,766	80,381	38,360	0

Bay Area includes Alameda, Contra Costa, Marin, Napa, San Mateo, San Francisco, Santa Clara, Solano, and Sonoma counties in California.

\* For Walgreens, we include distributions by and/or to Walgreens and Happy Harry Incorporated.

Data Source: ARCOS (2006 - 2014).

Bay Area  
 2006 - 2014  
 All Distributors  
 Walgreens  
 14 Drugs: Oxycodone, Hydrocodone, Buprenorphine, Codeine, Dihydrocodeine, Fentanyl, Hydromorphone, Levorphanol, Methadone, Meperidine, Morphine, Opium (Powdered), Oxymorphone, Tapentadol  
 Dosage Units

## Opioids Distributed to Walgreens, by Distributor in Dosage Units Bay Area

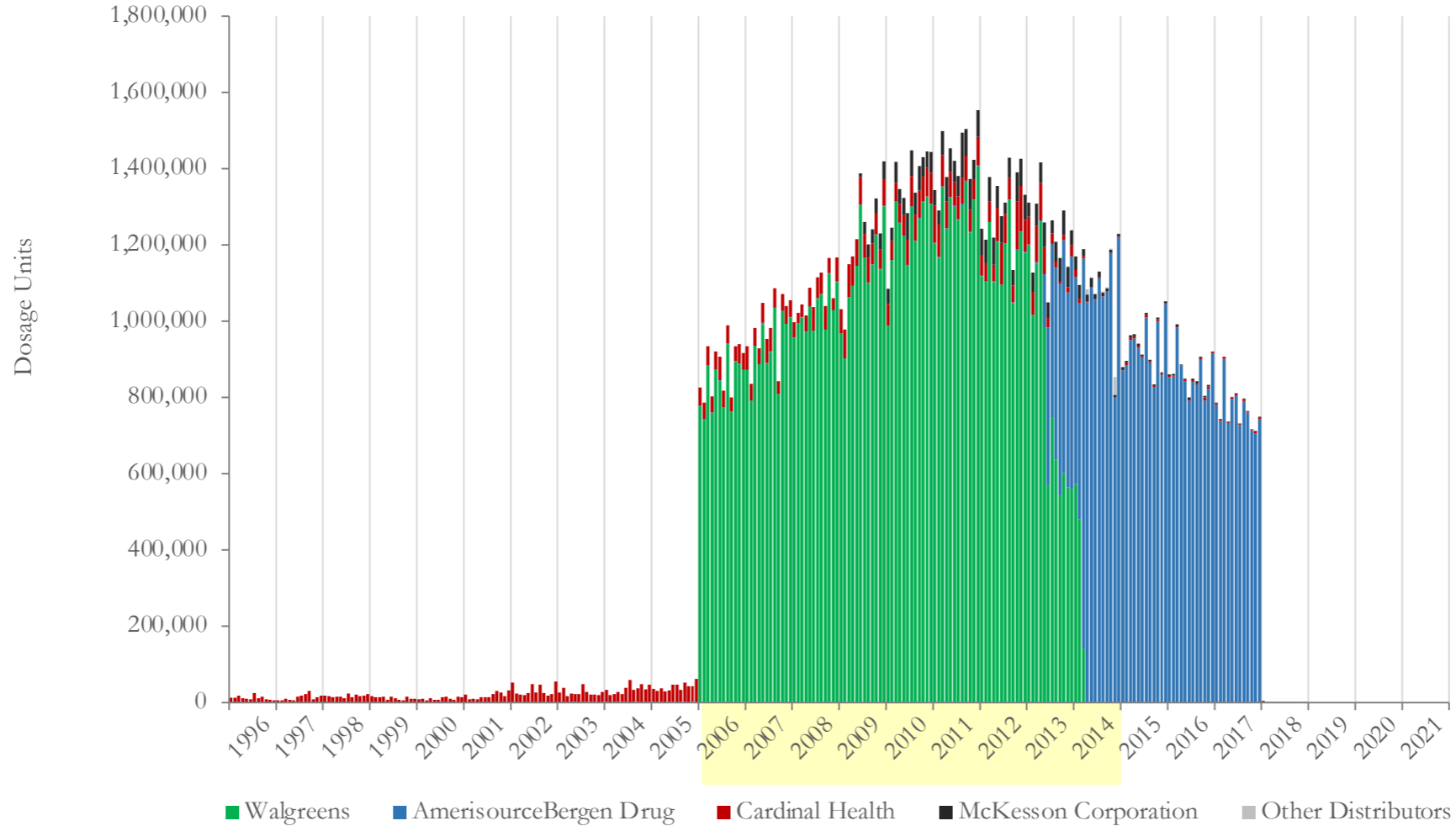
Bay Area						
Year	Month	Walgreens	AmerisourceBergen Drug	Cardinal Health	McKesson Corporation	Other Distributors
Total		403,202,129	57,561,902	15,836,889	3,163,546	224,906
2006	1	2,880,330	1,546,243	45,005	36,150	200
2006	2	1,838,010	2,161,715	28,063	35,804	920
2006	3	411,250	4,165,842	20,288	17,510	1,100
2006	4	0	4,122,835	9,920	18,114	58,346
2006	5	0	4,334,089	13,678	24,014	420
2006	6	0	4,247,531	12,805	13,405	120
2006	7	0	4,426,743	14,100	14,729	600
2006	8	0	4,255,094	10,140	9,910	9,570
2006	9	0	4,444,577	10,870	7,510	5,640
2006	10	0	4,599,717	8,335	9,010	5,020
2006	11	0	3,254,541	3,240	7,120	130,258
2006	12	0	4,941,047	4,095	6,700	1,264

Bay Area includes Alameda, Contra Costa, Marin, Napa, San Mateo, San Francisco, Santa Clara, Solano, and Sonoma counties in California.

\* For Walgreens, we include distributions by and/or to Walgreens and Happy Harry Incorporated.

Data Source: ARCOS (2006 - 2014).

## Opioids Distributed to Walgreens, by Distributor in Dosage Units San Francisco, CA



\* For Walgreens, we include distributions by and/or to Walgreens and Happy Harry Incorporated.

Data Source: ARCOS (2006 - 2014); Defendant Distribution Data.

San Francisco, CA  
 1996 - 2018  
 All Distributors  
 Walgreens  
 14 Drugs: Oxycodone, Hydrocodone, Buprenorphine, Codeine, Dihydrocodeine, Fentanyl, Hydromorphone, Levorphanol, Methadone, Meperidine, Morphine, Opium (Powdered), Oxymorphone, Tapentadol  
 Dosage Units

## Opioids Distributed to Walgreens, by Distributor in Dosage Units San Francisco, CA

San Francisco, CA						
Year	Month	Walgreens	AmerisourceBergen Drug	Cardinal Health	McKesson Corporation	Other Distributors
<b>Total</b>		<b>102,430,285</b>	<b>46,385,867</b>	<b>8,324,617</b>	<b>3,269,706</b>	<b>70,130</b>
1996	1	0	0	13,350	0	0
1996	2	0	0	13,466	0	0
1996	3	0	0	17,740	0	0
1996	4	0	0	12,078	0	0
1996	5	0	0	10,302	0	0
1996	6	0	0	8,730	0	0
1996	7	0	0	24,730	0	0
1996	8	0	0	11,280	0	0
1996	9	0	0	16,000	0	0
1996	10	0	0	8,400	0	0
1996	11	0	0	6,772	0	0
1996	12	0	0	6,496	0	0
1997	1	0	0	6,596	0	0
1997	2	0	0	5,518	0	0
1997	3	0	0	9,912	0	0
1997	4	0	0	7,109	0	0
1997	5	0	0	6,536	0	0
1997	6	0	0	15,721	0	0
1997	7	0	0	18,108	0	0
1997	8	0	0	22,518	0	0
1997	9	0	0	30,143	0	0
1997	10	0	0	9,274	0	0
1997	11	0	0	13,796	0	0
1997	12	0	0	18,068	0	0

\* For Walgreens, we include distributions by and/or to Walgreens and Happy Harry Incorporated.

Data Source: ARCOS (2006 - 2014); Defendant Distribution Data.



San Francisco, CA  
 1996 - 2018  
 All Distributors  
 Walgreens  
 14 Drugs: Oxycodone, Hydrocodone, Buprenorphine, Codeine, Dihydrocodeine, Fentanyl, Hydromorphone, Levorphanol, Methadone, Meperidine, Morphine, Opium (Powdered), Oxymorphone, Tapentadol  
 Dosage Units

## Opioids Distributed to Walgreens, by Distributor in Dosage Units San Francisco, CA

San Francisco, CA						
Year	Month	Walgreens	AmerisourceBergen Drug	Cardinal Health	McKesson Corporation	Other Distributors
<b>Total</b>		<b>102,430,285</b>	<b>46,385,867</b>	<b>8,324,617</b>	<b>3,269,706</b>	<b>70,130</b>
1998	1	0	0	18,906	0	0
1998	2	0	0	17,526	0	0
1998	3	0	0	14,600	0	0
1998	4	0	0	15,908	0	0
1998	5	0	0	15,000	0	0
1998	6	0	0	11,690	0	0
1998	7	0	0	23,102	0	0
1998	8	0	0	14,000	0	0
1998	9	0	0	21,700	0	0
1998	10	0	0	16,572	0	0
1998	11	0	0	18,220	0	0
1998	12	0	0	22,986	0	0
1999	1	0	0	16,440	0	0
1999	2	0	0	14,552	0	0
1999	3	0	0	13,960	0	0
1999	4	0	0	15,610	0	0
1999	5	0	0	6,880	0	0
1999	6	0	0	14,866	0	0
1999	7	0	0	10,900	0	0
1999	8	0	0	7,948	0	0
1999	9	0	0	6,360	0	0
1999	10	0	0	15,400	0	0
1999	11	0	0	9,965	0	0
1999	12	0	0	9,638	0	0

\* For Walgreens, we include distributions by and/or to Walgreens and Happy Harry Incorporated.

Data Source: ARCOS (2006 - 2014); Defendant Distribution Data.

San Francisco, CA  
 1996 - 2018  
 All Distributors  
 Walgreens  
 14 Drugs: Oxycodone, Hydrocodone, Buprenorphine, Codeine, Dihydrocodeine, Fentanyl, Hydromorphone, Levorphanol, Methadone, Meperidine, Morphine, Opium (Powdered), Oxymorphone, Tapentadol  
 Dosage Units

## Opioids Distributed to Walgreens, by Distributor in Dosage Units San Francisco, CA

San Francisco, CA						
Year	Month	Walgreens	AmerisourceBergen Drug	Cardinal Health	McKesson Corporation	Other Distributors
<b>Total</b>		<b>102,430,285</b>	<b>46,385,867</b>	<b>8,324,617</b>	<b>3,269,706</b>	<b>70,130</b>
2000	1	0	0	8,090	0	0
2000	2	0	0	9,524	0	0
2000	3	0	0	6,150	0	0
2000	4	0	0	12,024	0	0
2000	5	0	0	7,738	0	0
2000	6	0	0	7,934	0	0
2000	7	0	0	13,958	0	0
2000	8	0	0	15,490	0	0
2000	9	0	0	10,382	0	0
2000	10	0	0	7,254	0	0
2000	11	0	0	14,950	0	0
2000	12	0	0	14,564	0	0
2001	1	0	0	20,380	0	0
2001	2	0	0	9,340	0	0
2001	3	0	0	10,592	0	0
2001	4	0	0	9,376	0	0
2001	5	0	0	14,452	0	0
2001	6	0	0	13,585	0	0
2001	7	0	0	14,594	0	0
2001	8	0	0	22,544	0	0
2001	9	0	0	30,237	0	0
2001	10	0	0	27,008	0	0
2001	11	0	0	17,515	0	0
2001	12	0	0	31,361	0	0

\* For Walgreens, we include distributions by and/or to Walgreens and Happy Harry Incorporated.

Data Source: ARCOS (2006 - 2014); Defendant Distribution Data.

San Francisco, CA  
 1996 - 2018  
 All Distributors  
 Walgreens  
 14 Drugs: Oxycodone, Hydrocodone, Buprenorphine, Codeine, Dihydrocodeine, Fentanyl, Hydromorphone, Levorphanol, Methadone, Meperidine, Morphine, Opium (Powdered), Oxymorphone, Tapentadol  
 Dosage Units

## Opioids Distributed to Walgreens, by Distributor in Dosage Units San Francisco, CA

San Francisco, CA						
Year	Month	Walgreens	AmerisourceBergen Drug	Cardinal Health	McKesson Corporation	Other Distributors
Total		102,430,285	46,385,867	8,324,617	3,269,706	70,130
2002	1	0	0	51,969	0	0
2002	2	0	0	23,154	0	0
2002	3	0	0	21,000	0	0
2002	4	0	0	20,008	0	0
2002	5	0	0	25,660	0	0
2002	6	0	0	49,042	0	0
2002	7	0	0	26,485	0	0
2002	8	0	0	46,730	0	0
2002	9	0	0	24,484	0	0
2002	10	0	0	17,767	0	0
2002	11	0	0	22,776	0	0
2002	12	0	700	54,976	0	0
2003	1	0	500	26,064	0	0
2003	2	0	400	38,122	0	0
2003	3	0	700	16,066	0	0
2003	4	0	2,000	21,800	0	0
2003	5	0	1,236	21,204	0	0
2003	6	0	1,100	21,160	0	0
2003	7	0	1,400	47,408	0	0
2003	8	0	1,200	26,154	0	0
2003	9	0	1,200	19,878	0	0
2003	10	0	1,600	19,956	0	0
2003	11	0	900	19,330	0	0
2003	12	0	2,000	26,318	0	0

\* For Walgreens, we include distributions by and/or to Walgreens and Happy Harry Incorporated.

Data Source: ARCOS (2006 - 2014); Defendant Distribution Data.

San Francisco, CA  
 1996 - 2018  
 All Distributors  
 Walgreens  
 14 Drugs: Oxycodone, Hydrocodone, Buprenorphine, Codeine, Dihydrocodeine, Fentanyl, Hydromorphone, Levorphanol, Methadone, Meperidine, Morphine, Opium (Powdered), Oxymorphone, Tapentadol  
 Dosage Units

## Opioids Distributed to Walgreens, by Distributor in Dosage Units San Francisco, CA

San Francisco, CA						
Year	Month	Walgreens	AmerisourceBergen Drug	Cardinal Health	McKesson Corporation	Other Distributors
Total		102,430,285	46,385,867	8,324,617	3,269,706	70,130
2004	1	0	1,200	31,637	0	0
2004	2	0	700	18,272	0	0
2004	3	0	1,500	21,458	0	0
2004	4	0	1,800	25,686	0	0
2004	5	0	1,300	21,562	0	0
2004	6	0	1,800	37,198	0	0
2004	7	0	1,100	58,550	0	0
2004	8	0	1,300	31,714	0	0
2004	9	0	2,200	34,750	0	0
2004	10	0	1,000	46,804	0	0
2004	11	0	1,500	33,592	0	0
2004	12	0	1,900	45,131	0	0
2005	1	0	1,500	34,667	0	0
2005	2	0	1,800	28,540	0	0
2005	3	0	2,100	34,916	0	0
2005	4	0	1,100	27,846	0	0
2005	5	0	1,700	30,044	0	0
2005	6	0	1,300	45,681	0	0
2005	7	0	1,000	45,851	0	0
2005	8	0	1,300	31,915	0	0
2005	9	0	1,600	50,814	0	0
2005	10	0	900	42,552	0	0
2005	11	0	1,200	41,123	0	0
2005	12	0	100	62,678	0	0

\* For Walgreens, we include distributions by and/or to Walgreens and Happy Harry Incorporated.

Data Source: ARCOS (2006 - 2014); Defendant Distribution Data.

San Francisco, CA  
 1996 - 2018  
 All Distributors  
 Walgreens  
 14 Drugs: Oxycodone, Hydrocodone, Buprenorphine, Codeine, Dihydrocodeine, Fentanyl, Hydromorphone, Levorphanol, Methadone, Meperidine, Morphine, Opium (Powdered), Oxymorphone, Tapentadol  
 Dosage Units

## Opioids Distributed to Walgreens, by Distributor in Dosage Units San Francisco, CA

San Francisco, CA						
Year	Month	Walgreens	AmerisourceBergen Drug	Cardinal Health	McKesson Corporation	Other Distributors
<b>Total</b>		<b>102,430,285</b>	<b>46,385,867</b>	<b>8,324,617</b>	<b>3,269,706</b>	<b>70,130</b>
2006	1	777,630	500	48,660	0	0
2006	2	743,755	580	42,323	0	0
2006	3	884,985	780	48,102	0	0
2006	4	759,620	690	43,261	0	0
2006	5	874,310	520	45,705	0	0
2006	6	843,980	800	62,878	0	0
2006	7	774,105	690	43,706	0	0
2006	8	940,030	1,000	48,237	0	0
2006	9	762,245	900	36,585	0	0
2006	10	895,075	700	38,544	0	0
2006	11	887,805	1,080	51,655	0	0
2006	12	872,970	400	43,765	0	0
2007	1	872,485	700	60,913	0	0
2007	2	791,575	700	43,591	0	0
2007	3	935,680	800	46,284	0	0
2007	4	887,680	500	40,356	0	0
2007	5	992,150	3,600	52,584	0	0
2007	6	889,590	480	63,158	0	0
2007	7	919,880	760	61,308	0	0
2007	8	1,035,615	760	50,352	0	0
2007	9	809,710	420	32,186	0	0
2007	10	1,027,070	970	44,063	0	0
2007	11	993,060	810	46,524	0	0
2007	12	1,009,790	1,100	44,676	0	0

\* For Walgreens, we include distributions by and/or to Walgreens and Happy Harry Incorporated.

Data Source: ARCOS (2006 - 2014); Defendant Distribution Data.

San Francisco, CA  
 1996 - 2018  
 All Distributors  
 Walgreens  
 14 Drugs: Oxycodone, Hydrocodone, Buprenorphine, Codeine, Dihydrocodeine, Fentanyl, Hydromorphone, Levorphanol, Methadone, Meperidine, Morphine, Opium (Powdered), Oxymorphone, Tapentadol  
 Dosage Units

## Opioids Distributed to Walgreens, by Distributor in Dosage Units San Francisco, CA

San Francisco, CA						
Year	Month	Walgreens	AmerisourceBergen Drug	Cardinal Health	McKesson Corporation	Other Distributors
Total		102,430,285	46,385,867	8,324,617	3,269,706	70,130
2008	1	956,540	1,140	39,126	0	0
2008	2	993,125	1,120	27,388	0	0
2008	3	1,009,770	1,410	32,785	0	0
2008	4	971,640	1,260	42,787	0	0
2008	5	1,038,105	680	49,532	0	0
2008	6	974,935	800	62,022	0	0
2008	7	1,059,100	1,070	55,683	0	0
2008	8	1,070,230	1,420	56,431	0	0
2008	9	978,000	960	60,812	0	0
2008	10	1,124,565	1,100	40,133	0	0
2008	11	1,029,395	160	30,506	0	0
2008	12	1,103,395	660	63,137	0	0
2009	1	968,280	590	62,552	0	0
2009	2	903,055	480	74,970	0	0
2009	3	1,062,110	830	87,092	0	0
2009	4	1,093,305	280	77,112	0	0
2009	5	1,144,845	950	68,820	0	0
2009	6	1,304,850	580	72,260	9,700	0
2009	7	1,167,250	460	61,572	31,055	0
2009	8	1,099,550	1,360	64,352	35,780	0
2009	9	1,148,235	590	55,642	37,095	100
2009	10	1,226,315	690	55,774	38,845	0
2009	11	1,136,170	770	51,158	41,750	0
2009	12	1,301,980	1,370	69,224	46,351	0

\* For Walgreens, we include distributions by and/or to Walgreens and Happy Harry Incorporated.

Data Source: ARCOS (2006 - 2014); Defendant Distribution Data.

San Francisco, CA  
 1996 - 2018  
 All Distributors  
 Walgreens  
 14 Drugs: Oxycodone, Hydrocodone, Buprenorphine, Codeine, Dihydrocodeine, Fentanyl, Hydromorphone, Levorphanol, Methadone, Meperidine, Morphine, Opium (Powdered), Oxymorphone, Tapentadol  
 Dosage Units

## Opioids Distributed to Walgreens, by Distributor in Dosage Units San Francisco, CA

San Francisco, CA						
Year	Month	Walgreens	AmerisourceBergen Drug	Cardinal Health	McKesson Corporation	Other Distributors
Total		102,430,285	46,385,867	8,324,617	3,269,706	70,130
2010	1	988,660	640	56,500	38,835	0
2010	2	1,160,400	290	49,958	35,026	100
2010	3	1,314,810	950	47,962	53,915	0
2010	4	1,258,900	360	48,652	38,836	0
2010	5	1,224,230	900	53,201	44,846	0
2010	6	1,147,520	700	65,633	69,520	0
2010	7	1,301,535	610	78,287	67,441	0
2010	8	1,210,395	560	68,930	57,190	0
2010	9	1,266,650	4,420	71,259	64,245	0
2010	10	1,312,600	1,020	66,628	50,415	0
2010	11	1,326,045	1,290	75,983	42,345	0
2010	12	1,306,575	1,780	80,671	54,700	0
2011	1	1,203,774	1,888	97,779	39,900	0
2011	2	1,166,026	3,300	84,865	36,870	0
2011	3	1,350,208	3,020	82,762	63,090	0
2011	4	1,242,706	1,484	69,895	63,960	0
2011	5	1,324,909	998	65,569	62,630	0
2011	6	1,300,544	2,838	61,602	55,495	0
2011	7	1,265,792	1,166	61,144	53,210	0
2011	8	1,304,805	3,154	67,088	119,385	1,000
2011	9	1,366,304	2,838	65,125	70,020	0
2011	10	1,233,176	1,536	57,810	79,860	100
2011	11	1,318,365	1,030	52,699	51,175	0
2011	12	1,406,478	2,354	74,936	69,650	0

\* For Walgreens, we include distributions by and/or to Walgreens and Happy Harry Incorporated.

Data Source: ARCOS (2006 - 2014); Defendant Distribution Data.

San Francisco, CA  
 1996 - 2018  
 All Distributors  
 Walgreens  
 14 Drugs: Oxycodone, Hydrocodone, Buprenorphine, Codeine, Dihydrocodeine, Fentanyl, Hydromorphone, Levorphanol, Methadone, Meperidine, Morphine, Opium (Powdered), Oxymorphone, Tapentadol  
 Dosage Units

## Opioids Distributed to Walgreens, by Distributor in Dosage Units San Francisco, CA

San Francisco, CA						
Year	Month	Walgreens	AmerisourceBergen Drug	Cardinal Health	McKesson Corporation	Other Distributors
Total		102,430,285	46,385,867	8,324,617	3,269,706	70,130
2012	1	1,118,199	740	55,212	67,805	0
2012	2	1,105,090	880	46,108	61,335	0
2012	3	1,260,088	998	52,187	65,050	0
2012	4	1,102,800	1,420	43,654	71,230	0
2012	5	1,208,172	1,368	87,241	58,050	0
2012	6	1,094,544	920	109,818	70,240	0
2012	7	1,202,779	2,090	76,343	30,095	0
2012	8	1,317,642	1,876	55,320	54,555	0
2012	9	1,047,144	1,986	44,447	40,260	0
2012	10	1,185,552	3,050	125,309	76,360	0
2012	11	1,234,157	1,822	119,611	70,870	0
2012	12	1,179,881	1,988	83,385	66,660	0
2013	1	1,198,583	2,736	72,443	37,520	0
2013	2	1,015,191	1,546	60,456	50,615	0
2013	3	1,150,951	4,314	95,002	57,440	0
2013	4	1,259,830	4,772	98,129	53,505	0
2013	5	982,944	140,696	70,795	65,195	0
2013	6	570,788	412,993	24,096	42,105	0
2013	7	748,177	454,803	27,653	33,385	0
2013	8	637,896	503,557	15,412	51,400	0
2013	9	542,110	557,074	5,820	60,425	0
2013	10	601,670	610,876	14,108	64,510	0
2013	11	564,760	511,390	12,980	53,465	1,002
2013	12	559,850	609,882	29,761	38,360	0

\* For Walgreens, we include distributions by and/or to Walgreens and Happy Harry Incorporated.

Data Source: ARCOS (2006 - 2014); Defendant Distribution Data.



San Francisco, CA  
 1996 - 2018  
 All Distributors  
 Walgreens  
 14 Drugs: Oxycodone, Hydrocodone, Buprenorphine, Codeine, Dihydrocodeine, Fentanyl, Hydromorphone, Levorphanol, Methadone, Meperidine, Morphine, Opium (Powdered), Oxymorphone, Tapentadol  
 Dosage Units

## Opioids Distributed to Walgreens, by Distributor in Dosage Units San Francisco, CA

San Francisco, CA						
Year	Month	Walgreens	AmerisourceBergen Drug	Cardinal Health	McKesson Corporation	Other Distributors
Total		102,430,285	46,385,867	8,324,617	3,269,706	70,130
2014	1	573,380	542,898	17,926	36,150	0
2014	2	480,100	566,906	12,258	35,804	200
2014	3	141,060	1,024,114	6,314	17,510	0
2014	4	0	1,050,125	1,751	18,114	13,588
2014	5	0	1,087,710	2,139	24,014	270
2014	6	0	1,056,508	1,205	13,405	90
2014	7	0	1,113,180	2,560	14,729	0
2014	8	0	1,063,973	2,300	9,910	2,070
2014	9	0	1,076,632	2,240	7,510	2,500
2014	10	0	1,176,671	2,605	9,010	2,220
2014	11	0	799,572	945	7,120	46,500
2014	12	0	1,220,400	2,200	6,700	390
2015	1	0	871,786	2,510	5,950	0
2015	2	0	885,246	6,110	5,210	0
2015	3	0	950,496	7,080	5,200	0
2015	4	0	954,460	6,400	4,700	0
2015	5	0	931,019	4,934	5,800	0
2015	6	0	904,388	4,100	4,115	0
2015	7	0	1,010,426	7,272	5,025	0
2015	8	0	892,385	2,500	3,510	0
2015	9	0	825,615	5,300	3,620	0
2015	10	0	1,000,060	5,220	4,015	0
2015	11	0	857,698	4,235	4,315	0
2015	12	0	1,044,905	3,600	3,915	0

\* For Walgreens, we include distributions by and/or to Walgreens and Happy Harry Incorporated.

Data Source: ARCOS (2006 - 2014); Defendant Distribution Data.

San Francisco, CA  
 1996 - 2018  
 All Distributors  
 Walgreens  
 14 Drugs: Oxycodone, Hydrocodone, Buprenorphine, Codeine, Dihydrocodeine, Fentanyl, Hydromorphone, Levorphanol, Methadone, Meperidine, Morphine, Opium (Powdered), Oxymorphone, Tapentadol  
 Dosage Units

## Opioids Distributed to Walgreens, by Distributor in Dosage Units San Francisco, CA

San Francisco, CA						
Year	Month	Walgreens	AmerisourceBergen Drug	Cardinal Health	McKesson Corporation	Other Distributors
Total		102,430,285	46,385,867	8,324,617	3,269,706	70,130
2016	1	0	853,963	2,315	4,010	0
2016	2	0	855,186	3,100	3,400	0
2016	3	0	984,011	3,100	5,100	0
2016	4	0	883,652	1,200	1,800	0
2016	5	0	843,270	3,305	3,605	0
2016	6	0	792,248	2,910	4,510	0
2016	7	0	841,661	4,452	3,210	0
2016	8	0	834,189	3,900	4,410	0
2016	9	0	898,772	5,000	3,805	0
2016	10	0	792,634	7,005	4,115	0
2016	11	0	824,235	5,210	3,310	0
2016	12	0	915,486	3,500	800	0
2017	1	0	781,365	3,215	200	0
2017	2	0	738,182	4,000	100	0
2017	3	0	901,909	5,315	0	0
2017	4	0	732,496	2,800	210	0
2017	5	0	796,139	3,900	700	0
2017	6	0	804,877	4,525	900	0
2017	7	0	727,715	2,200	1,000	0
2017	8	0	791,173	4,905	600	0
2017	9	0	760,229	2,800	500	0
2017	10	0	713,648	2,806	0	0
2017	11	0	705,146	5,465	200	0
2017	12	0	744,799	3,435	400	0

\* For Walgreens, we include distributions by and/or to Walgreens and Happy Harry Incorporated.

Data Source: ARCOS (2006 - 2014); Defendant Distribution Data.

San Francisco, CA  
 1996 - 2018  
 All Distributors  
 Walgreens  
 14 Drugs: Oxycodone, Hydrocodone, Buprenorphine, Codeine, Dihydrocodeine, Fentanyl, Hydromorphone, Levorphanol, Methadone, Meperidine, Morphine, Opium (Powdered), Oxymorphone, Tapentadol  
 Dosage Units

## Opioids Distributed to Walgreens, by Distributor in Dosage Units San Francisco, CA

San Francisco, CA						
Year	Month	Walgreens	AmerisourceBergen Drug	Cardinal Health	McKesson Corporation	Other Distributors
<b>Total</b>		<b>102,430,285</b>	<b>46,385,867</b>	<b>8,324,617</b>	<b>3,269,706</b>	<b>70,130</b>
2018	1	0	0	5,130	0	0
2018	2	0	0	0	500	0
2018	3	0	0	0	200	0
2018	4	0	0	0	400	0
2018	5	0	0	0	300	0
2018	6	0	0	0	500	0
2018	7	0	0	0	500	0
2018	8	0	0	0	400	0
2018	9	0	0	0	300	0
2018	10	0	0	0	300	0
2018	11	0	0	0	300	0
2018	12	0	0	0	200	0

\* For Walgreens, we include distributions by and/or to Walgreens and Happy Harry Incorporated.  
 Data Source: ARCOS (2006 - 2014); Defendant Distribution Data.