C. Oxycodone and Hydrocodone Distribution to Individual Pharmacies by Defendant

PLAINTIFF TRIAL
EXHIBIT
P-28486_00001

Walgreens # 01327 (1/1996 to 11/2018)
DEA: AW2067141
498 Castro St
San Francisco, CA 94114

Walgreen Co Oxycodone Shipments to Walgreens # 01327

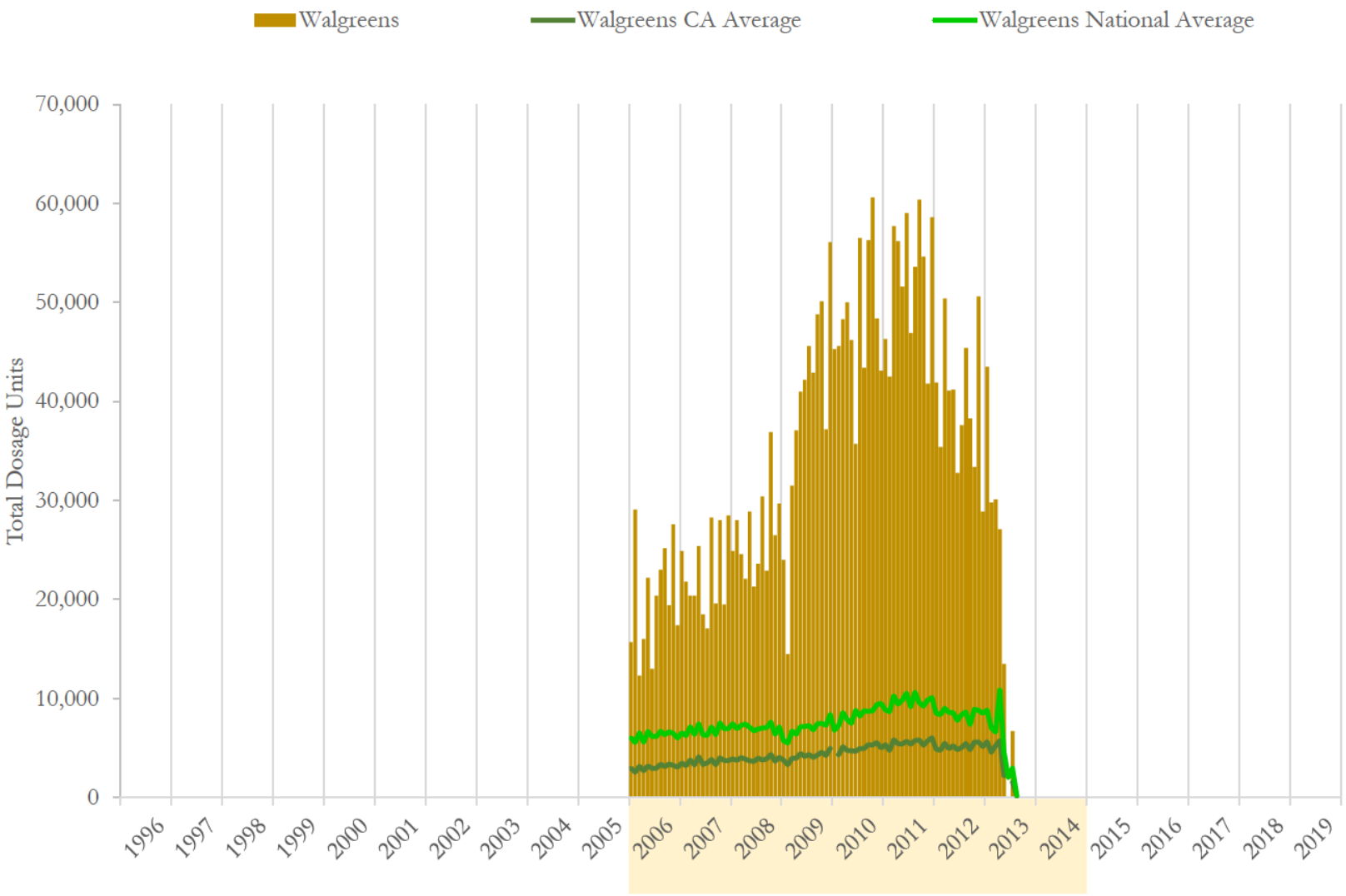

National and state averages reflect oxycodone shipped from Walgreen Co to all active pharmacies each month.
Data source: ARCOS (2006-2014) and Defendant Distribution Data (Walgreens 1/2006 - 3/2014)

Walgreens # 01327 (1/1996 to 11/2018)
DEA: AW2067141
498 Castro St
San Francisco, CA 94114

Walgreen Co Oxycodone Shipments to Walgreens # 01327

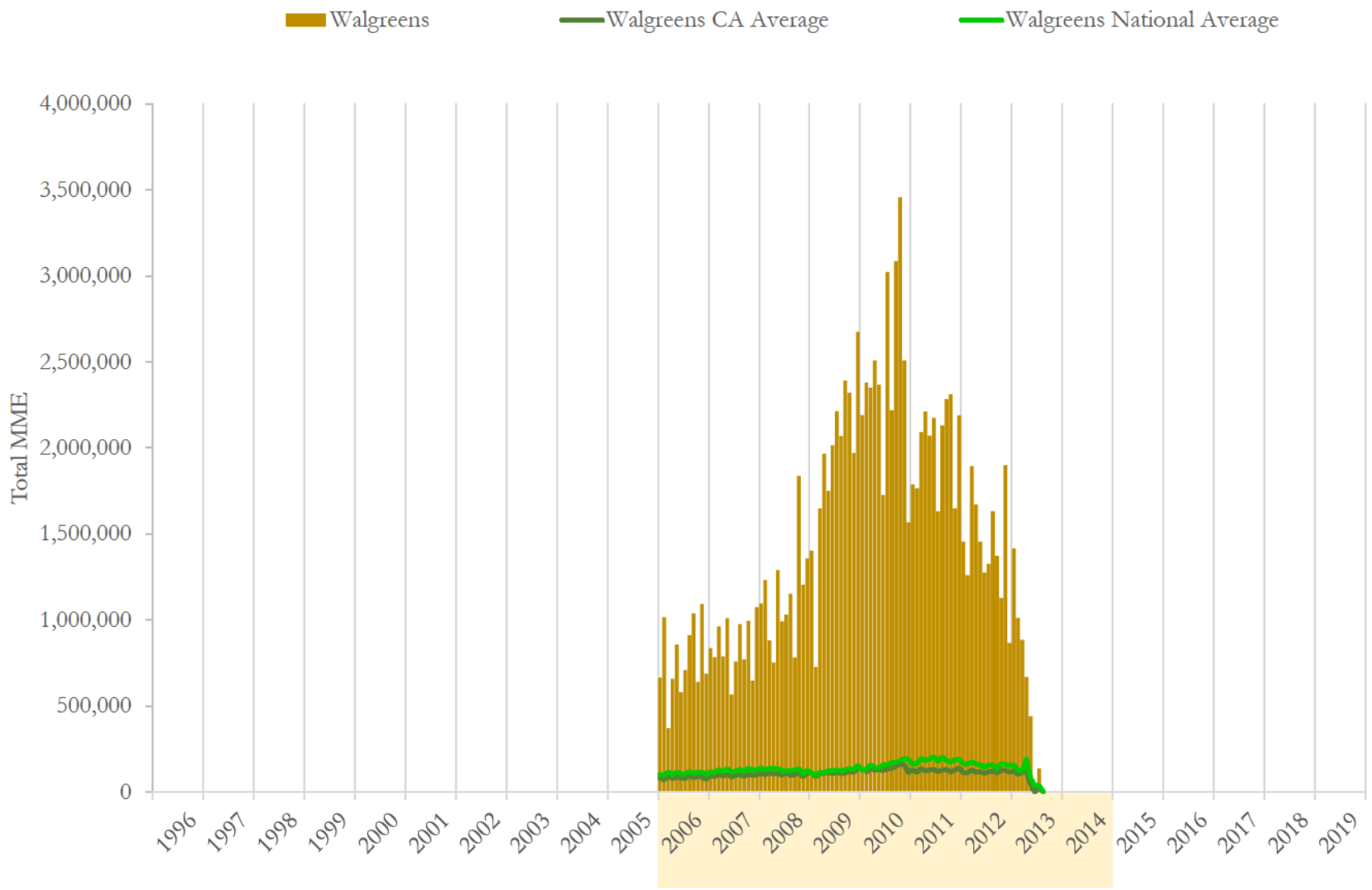

National and state averages reflect oxycodone shipped from Walgreen Co to all active pharmacies each month.
Data source: ARCOS (2006-2014) and Defendant Distribution Data (Walgreens 1/2006 - 3/2014)

Walgreens # 01327 (1/1996 to 11/2018)
DEA: AW2067141
498 Castro St
San Francisco, CA 94114

Walgreen Co Oxycodone Shipments to Walgreens # 01327

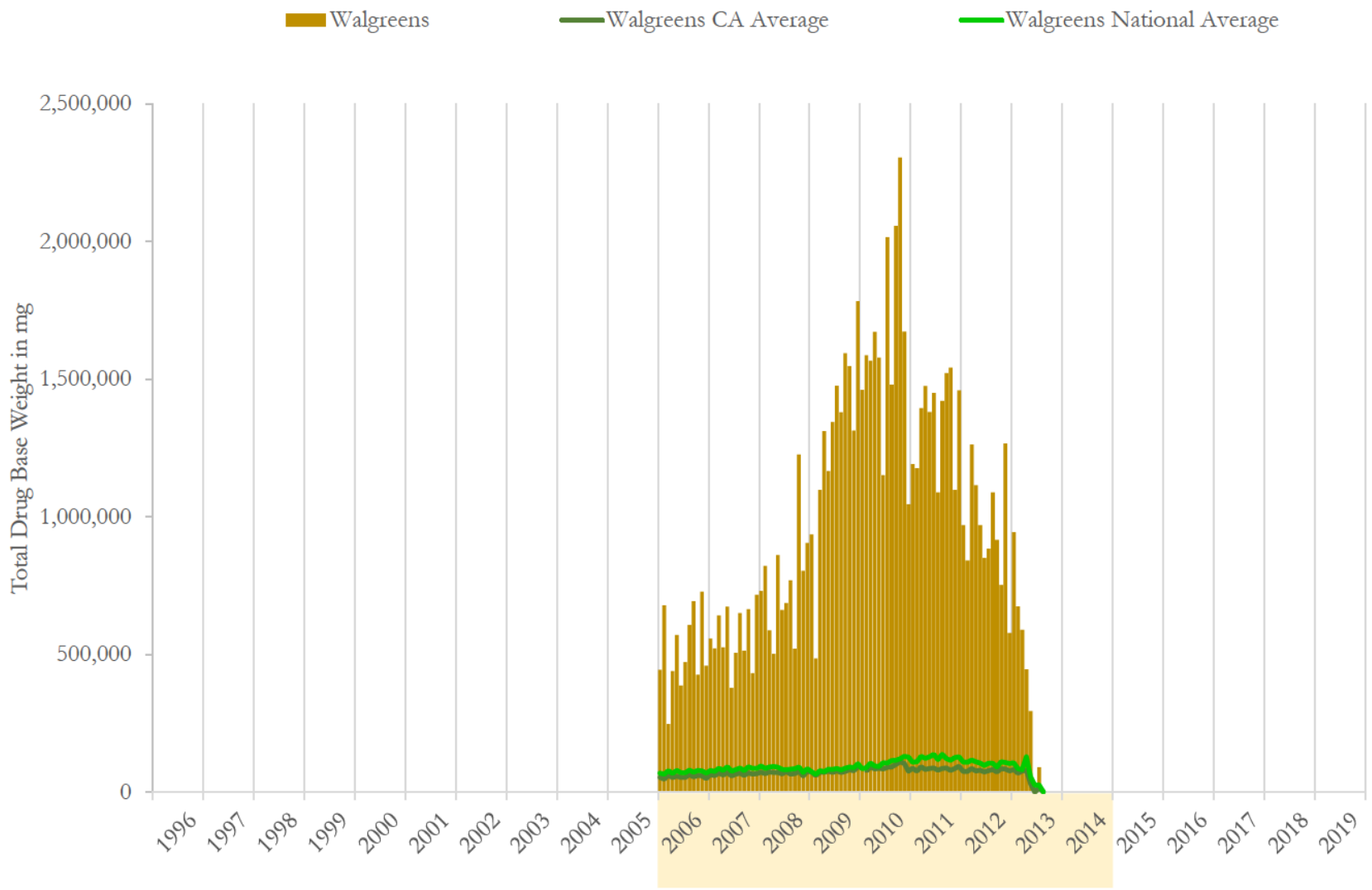

National and state averages reflect oxycodone shipped from Walgreen Co to all active pharmacies each month.
Data source: ARCOS (2006-2014) and Defendant Distribution Data (Walgreens 1/2006 - 3/2014)

Walgreens # 01327 (1/1996 to 11/2018)
DEA: AW2067141
498 Castro St
San Francisco, CA 94114

Walgreen Co Oxycodone Shipments to Walgreens # 01327

	Dosage Units		MME		Drug Base Weight in mg	
Date	Walgreens	% Change	Walgreens	% Change	Walgreens	% Change
01/2006	15,700	n/a	665,897	n/a	443,931	n/a
02/2006	29,100	85.4%	1,017,617	52.8%	678,411	52.8%
03/2006	12,300	-57.7%	372,204	-63.4%	248,136	-63.4%
04/2006	16,000	30.1%	659,533	77.2%	439,688	77.2%
05/2006	22,200	38.8%	856,875	29.9%	571,250	29.9%
06/2006	13,000	-41.4%	581,604	-32.1%	387,736	-32.1%
07/2006	20,400	56.9%	708,885	21.9%	472,590	21.9%
08/2006	23,000	12.7%	911,288	28.6%	607,525	28.6%
09/2006	25,200	9.6%	1,040,141	14.1%	693,427	14.1%
10/2006	19,400	-23.0%	640,022	-38.5%	426,682	-38.5%
11/2006	27,600	42.3%	1,092,744	70.7%	728,496	70.7%
12/2006	17,400	-37.0%	688,822	-37.0%	459,215	-37.0%
01/2007	24,900	43.1%	836,569	21.4%	557,713	21.4%
02/2007	21,800	-12.4%	783,408	-6.4%	522,272	-6.4%
03/2007	20,400	-6.4%	962,576	22.9%	641,717	22.9%
04/2007	20,400	0.0%	789,410	-18.0%	526,273	-18.0%
05/2007	25,400	24.5%	1,011,509	28.1%	674,340	28.1%
06/2007	18,500	-27.2%	567,576	-43.9%	378,384	-43.9%
07/2007	17,100	-7.6%	759,048	33.7%	506,032	33.7%
08/2007	28,300	65.5%	976,920	28.7%	651,280	28.7%
09/2007	19,600	-30.7%	771,786	-21.0%	514,524	-21.0%
10/2007	28,000	42.9%	995,891	29.0%	663,927	29.0%
11/2007	19,500	-30.4%	648,358	-34.9%	432,239	-34.9%
12/2007	28,500	46.2%	1,075,568	65.9%	717,045	65.9%

Data source: ARCOS (2006-2014) and Defendant Distribution Data (Walgreens 1/2006 - 3/2014)

Walgreens # 01327 (1/1996 to 11/2018)
DEA: AW2067141
498 Castro St
San Francisco, CA 94114

Walgreen Co Oxycodone Shipments to Walgreens # 01327

	Dosage Units		MME		Drug Base Weight in mg	
Date	Walgreens	% Change	Walgreens	% Change	Walgreens	% Change
01/2008	24,900	-12.6%	1,096,472	1.9%	730,981	1.9%
02/2008	28,000	12.4%	1,232,858	12.4%	821,905	12.4%
03/2008	24,600	-12.1%	881,775	-28.5%	587,850	-28.5%
04/2008	22,100	-10.2%	753,326	-14.6%	502,217	-14.6%
05/2008	28,900	30.8%	1,292,223	71.5%	861,482	71.5%
06/2008	21,300	-26.3%	992,358	-23.2%	661,572	-23.2%
07/2008	23,600	10.8%	1,030,751	3.9%	687,167	3.9%
08/2008	30,400	28.8%	1,153,661	11.9%	769,107	11.9%
09/2008	22,900	-24.7%	781,905	-32.2%	521,270	-32.2%
10/2008	36,900	61.1%	1,838,475	135.1%	1,225,650	135.1%
11/2008	26,500	-28.2%	1,205,367	-34.4%	803,578	-34.4%
12/2008	29,700	12.1%	1,357,122	12.6%	904,748	12.6%
01/2009	24,000	-19.2%	1,403,516	3.4%	935,677	3.4%
02/2009	14,500	-39.6%	728,384	-48.1%	485,589	-48.1%
03/2009	31,500	117.2%	1,647,655	126.2%	1,098,437	126.2%
04/2009	37,100	17.8%	1,966,428	19.3%	1,310,952	19.3%
05/2009	41,000	10.5%	1,750,058	-11.0%	1,166,705	-11.0%
06/2009	42,200	2.9%	2,015,780	15.2%	1,343,854	15.2%
07/2009	45,600	8.1%	2,213,122	9.8%	1,475,415	9.8%
08/2009	42,900	-5.9%	2,069,839	-6.5%	1,379,893	-6.5%
09/2009	48,800	13.8%	2,391,705	15.6%	1,594,470	15.6%
10/2009	50,100	2.7%	2,321,644	-2.9%	1,547,762	-2.9%
11/2009	37,200	-25.7%	1,970,328	-15.1%	1,313,552	-15.1%
12/2009	56,100	50.8%	2,675,044	35.8%	1,783,363	35.8%

Data source: ARCOS (2006-2014) and Defendant Distribution Data (Walgreens 1/2006 - 3/2014)

Walgreens # 01327 (1/1996 to 11/2018)
DEA: AW2067141
498 Castro St
San Francisco, CA 94114

Walgreen Co Oxycodone Shipments to Walgreens # 01327

	Dosage Units		MME		Drug Base Weight in mg	
Date	Walgreens	% Change	Walgreens	% Change	Walgreens	% Change
01/2010	45,300	-19.3%	2,191,606	-18.1%	1,461,071	-18.1%
02/2010	45,600	0.7%	2,379,333	8.6%	1,586,222	8.6%
03/2010	48,300	5.9%	2,350,220	-1.2%	1,566,813	-1.2%
04/2010	50,000	3.5%	2,508,026	6.7%	1,672,017	6.7%
05/2010	46,200	-7.6%	2,366,626	-5.6%	1,577,750	-5.6%
06/2010	35,700	-22.7%	1,727,668	-27.0%	1,151,778	-27.0%
07/2010	56,500	58.3%	3,022,527	74.9%	2,015,018	74.9%
08/2010	43,400	-23.2%	2,218,434	-26.6%	1,478,956	-26.6%
09/2010	56,300	29.7%	3,083,848	39.0%	2,055,899	39.0%
10/2010	60,600	7.6%	3,456,747	12.1%	2,304,498	12.1%
11/2010	48,400	-20.1%	2,508,429	-27.4%	1,672,286	-27.4%
12/2010	43,100	-11.0%	1,567,844	-37.5%	1,045,229	-37.5%
01/2011	46,300	7.4%	1,787,240	14.0%	1,191,493	14.0%
02/2011	42,500	-8.2%	1,765,455	-1.2%	1,176,970	-1.2%
03/2011	57,700	35.8%	2,092,297	18.5%	1,394,864	18.5%
04/2011	56,200	-2.6%	2,211,979	5.7%	1,474,653	5.7%
05/2011	51,600	-8.2%	2,071,049	-6.4%	1,380,700	-6.4%
06/2011	59,000	14.3%	2,173,923	5.0%	1,449,282	5.0%
07/2011	46,900	-20.5%	1,632,190	-24.9%	1,088,127	-24.9%
08/2011	53,600	14.3%	2,131,832	30.6%	1,421,221	30.6%
09/2011	60,400	12.7%	2,282,848	7.1%	1,521,898	7.1%
10/2011	54,600	-9.6%	2,311,961	1.3%	1,541,308	1.3%
11/2011	41,800	-23.4%	1,647,857	-28.7%	1,098,571	-28.7%
12/2011	58,600	40.2%	2,189,479	32.9%	1,459,652	32.9%

Data source: ARCOS (2006-2014) and Defendant Distribution Data (Walgreens 1/2006 - 3/2014)

Walgreens # 01327 (1/1996 to 11/2018)
DEA: AW2067141
498 Castro St
San Francisco, CA 94114

Walgreen Co Oxycodone Shipments to Walgreens # 01327

	Dosage Units		MME		Drug Base Weight in mg	
Date	Walgreens	% Change	Walgreens	% Change	Walgreens	% Change
01/2012	41,900	-28.5%	1,455,289	-33.5%	970,193	-33.5%
02/2012	35,400	-15.5%	1,261,690	-13.3%	841,126	-13.3%
03/2012	50,400	42.4%	1,894,014	50.1%	1,262,676	50.1%
04/2012	41,100	-18.5%	1,671,816	-11.7%	1,114,544	-11.7%
05/2012	41,200	0.2%	1,455,356	-12.9%	970,237	-12.9%
06/2012	32,800	-20.4%	1,276,101	-12.3%	850,734	-12.3%
07/2012	37,600	14.6%	1,326,888	4.0%	884,592	4.0%
08/2012	45,400	20.7%	1,632,035	23.0%	1,088,024	23.0%
09/2012	38,300	-15.6%	1,373,552	-15.8%	915,701	-15.8%
10/2012	33,400	-12.8%	1,128,716	-17.8%	752,477	-17.8%
11/2012	50,600	51.5%	1,899,550	68.3%	1,266,367	68.3%
12/2012	28,900	-42.9%	867,700	-54.3%	578,467	-54.3%
01/2013	43,500	50.5%	1,417,189	63.3%	944,792	63.3%
02/2013	29,800	-31.5%	1,013,225	-28.5%	675,483	-28.5%
03/2013	30,100	1.0%	884,533	-12.7%	589,689	-12.7%
04/2013	27,100	-10.0%	669,349	-24.3%	446,233	-24.3%
05/2013	13,500	-50.2%	441,885	-34.0%	294,590	-34.0%
06/2013	0	-100.0%	0	-100.0%	0	-100.0%
07/2013	6,700	n/a	137,142	n/a	91,428	n/a
08/2013	0	-100.0%	0	-100.0%	0	-100.0%
09/2013	0	n/a	0	n/a	0	n/a
10/2013	0	n/a	0	n/a	0	n/a
11/2013	0	n/a	0	n/a	0	n/a
12/2013	0	n/a	0	n/a	0	n/a

Data source: ARCOS (2006-2014) and Defendant Distribution Data (Walgreens 1/2006 - 3/2014)

Walgreens # 01327 (1/1996 to 11/2018)
DEA: AW2067141
498 Castro St
San Francisco, CA 94114

Walgreen Co Oxycodone Shipments to Walgreens # 01327

	Dosage Units		MME		Drug Base Weight in mg	
Date	Walgreens	% Change	Walgreens	% Change	Walgreens	% Change
1996	0		0		0	
1997	0	n/a	0	n/a	0	n/a
1998	0	n/a	0	n/a	0	n/a
1999	0	n/a	0	n/a	0	n/a
2000	0	n/a	0	n/a	0	n/a
2001	0	n/a	0	n/a	0	n/a
2002	0	n/a	0	n/a	0	n/a
2003	0	n/a	0	n/a	0	n/a
2004	0	n/a	0	n/a	0	n/a
2005	0	n/a	0	n/a	0	n/a
2006	241,300	n/a	9,235,632	n/a	6,157,088	n/a
2007	272,400	12.9%	10,178,619	10.2%	6,785,746	10.2%
2008	319,800	17.4%	13,616,291	33.8%	9,077,527	33.8%
2009	471,000	47.3%	23,153,502	70.0%	15,435,668	70.0%
2010	579,400	23.0%	29,381,308	26.9%	19,587,539	26.9%
2011	629,200	8.6%	24,298,110	-17.3%	16,198,740	-17.3%
2012	477,000	-24.2%	17,242,707	-29.0%	11,495,138	-29.0%
2013	150,700	-68.4%	4,563,323	-73.5%	3,042,216	-73.5%
2014	0	-100.0%	0	-100.0%	0	-100.0%
2015	0	n/a	0	n/a	0	n/a
2016	0	n/a	0	n/a	0	n/a
2017	0	n/a	0	n/a	0	n/a
2018	0	n/a	0	n/a	0	n/a
2019	0	n/a	0	n/a	0	n/a
Total	**3,140,800**		**131,669,492**		**87,779,661**	

Data source: ARCOS (2006-2014) and Defendant Distribution Data (Walgreens 1/2006 - 3/2014)

Walgreens # 01327 (1/1996 to 11/2018)
DEA: AW2067141
498 Castro St
San Francisco, CA 94114

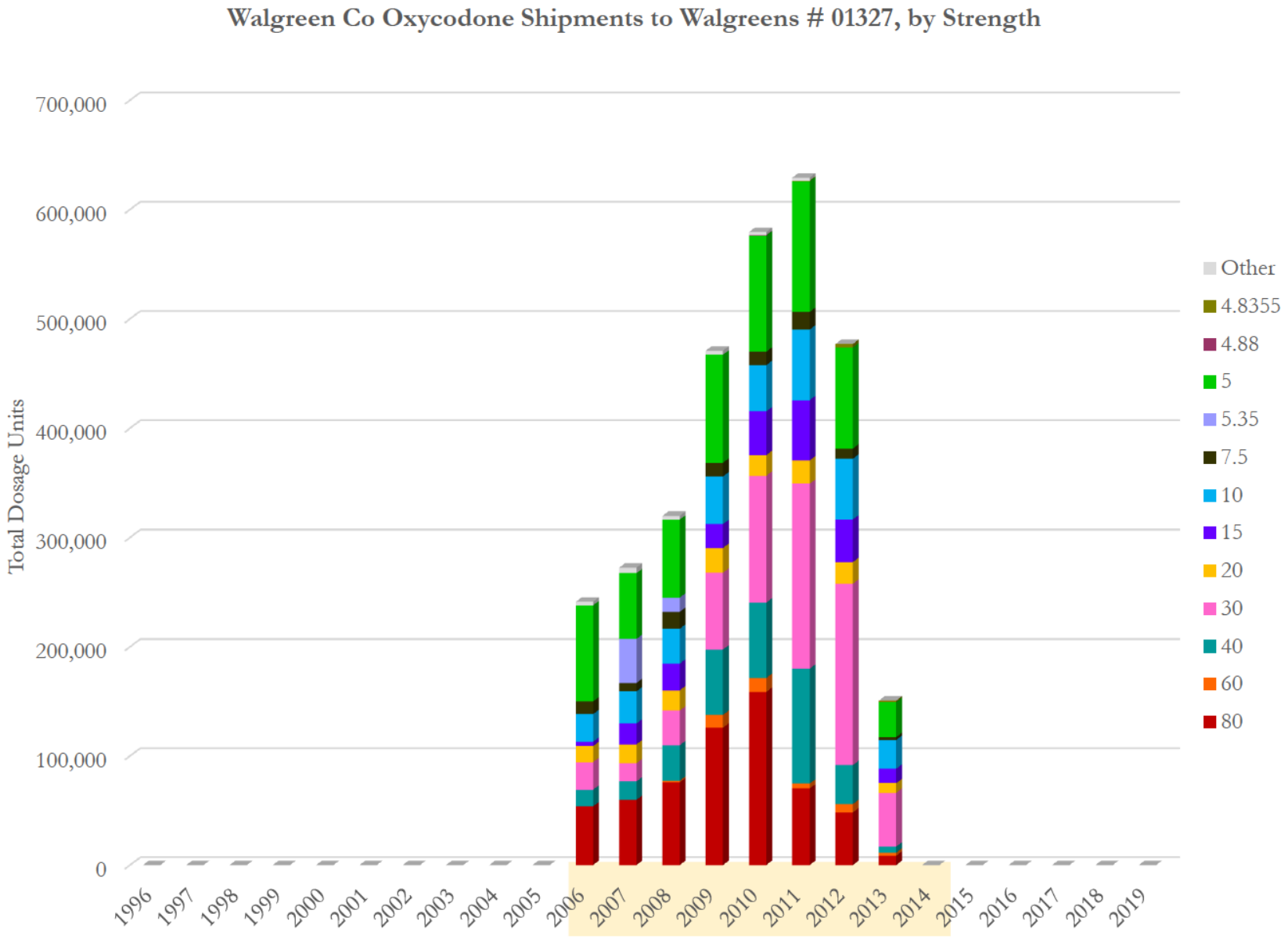

Data source: ARCOS (2006-2014) and Defendant Distribution Data (Walgreens 1/2006 - 3/2014)

Walgreens # 01327 (1/1996 to 11/2018)
DEA: AW2067141
498 Castro St
San Francisco, CA 94114

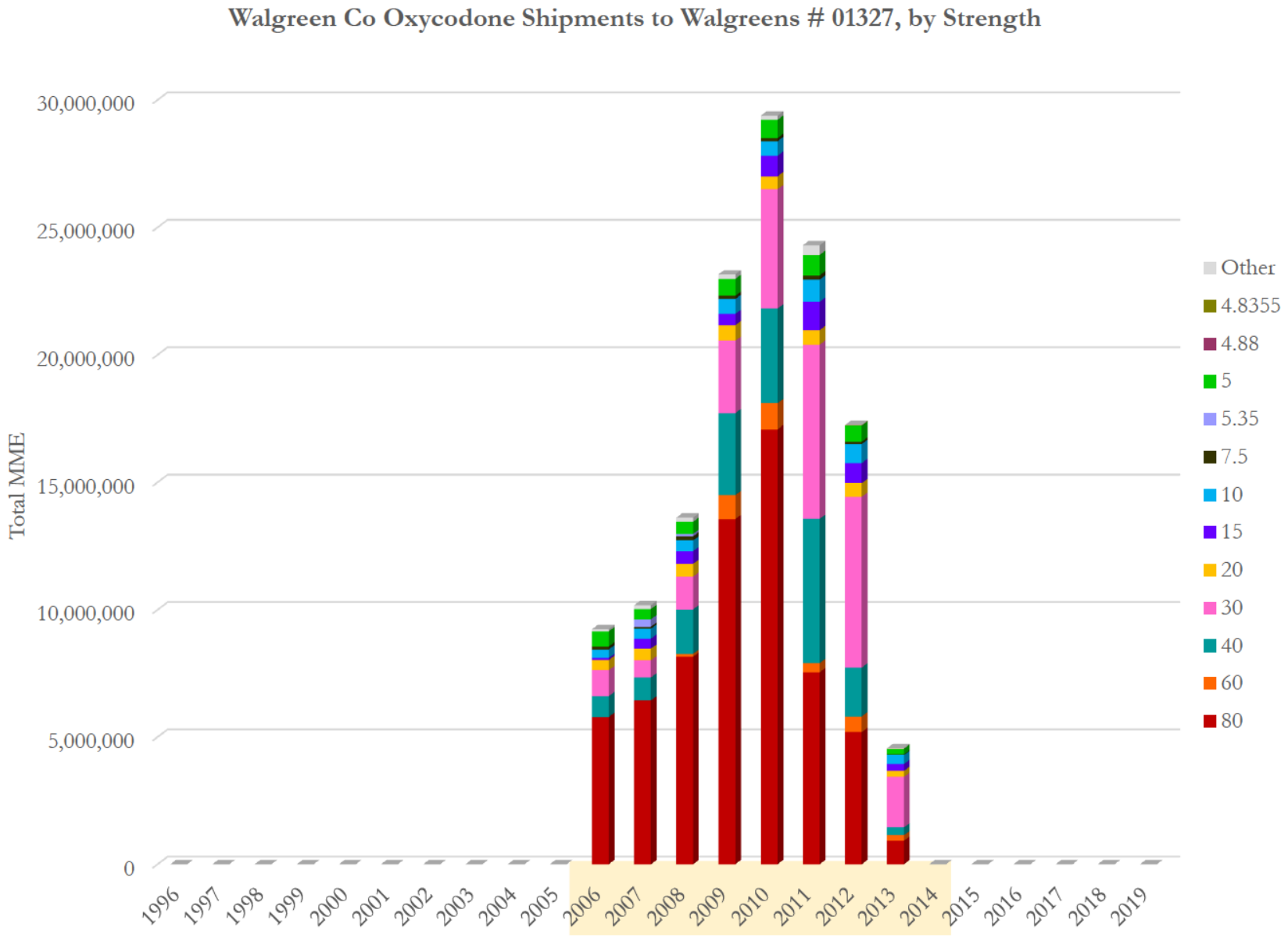

Data source: ARCOS (2006-2014) and Defendant Distribution Data (Walgreens 1/2006 - 3/2014)

Walgreens # 01327 (1/1996 to 11/2018)
DEA: AW2067141
498 Castro St
San Francisco, CA 94114

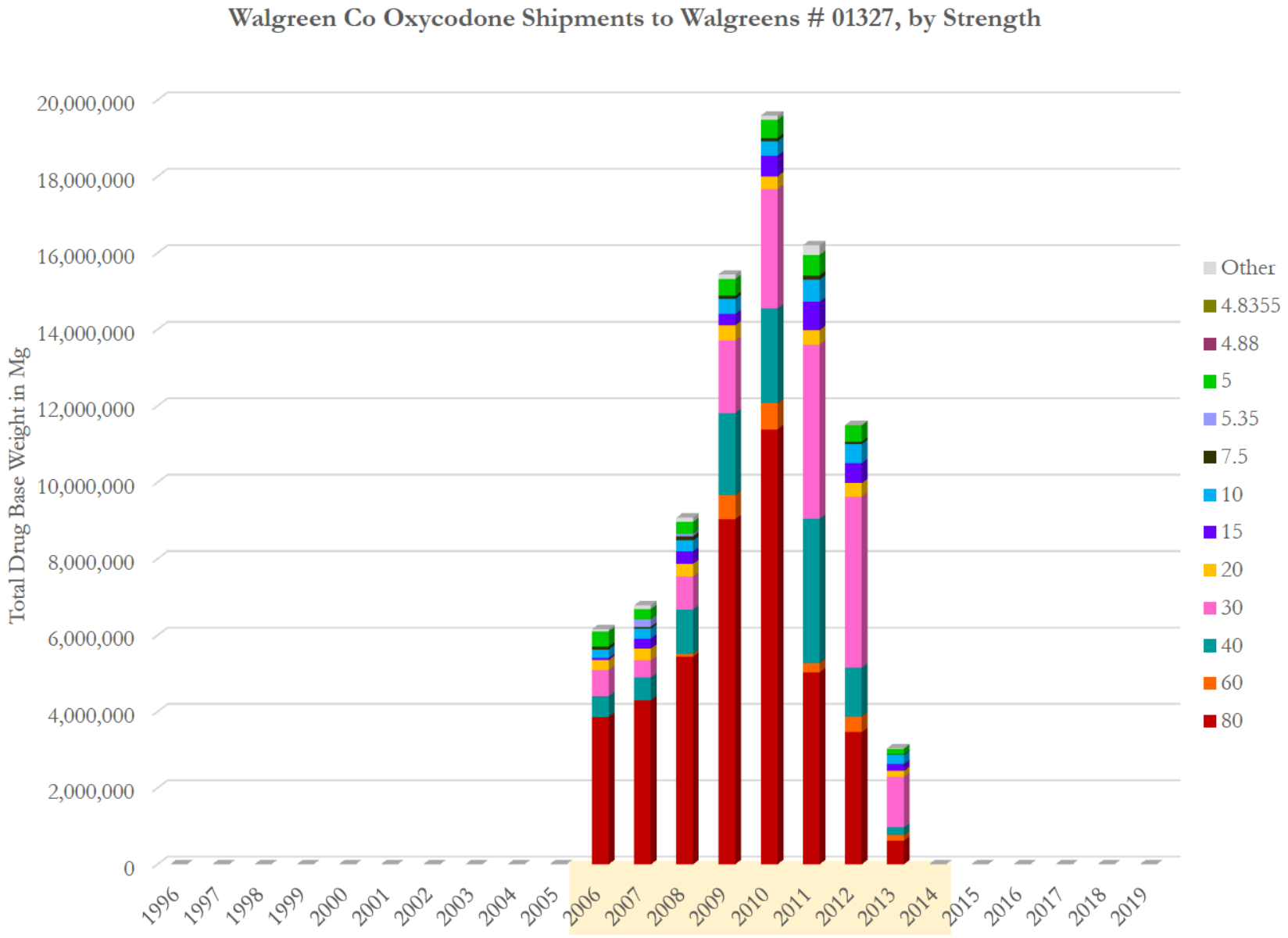

Data source: ARCOS (2006-2014) and Defendant Distribution Data (Walgreens 1/2006 - 3/2014)

Walgreens # 01327 (1/1996 to 11/2018)
DEA: AW2067141
498 Castro St
San Francisco, CA 94114

Walgreen Co Oxycodone Shipments to Walgreens # 01327, by Strength
(Total Dosage Units)

Strength Year\	80	60	40	30	20	15	10	7.5	5.35	5	4.88	4.8355	Other	Total	Avg. Str
1996	0	0	0	0	0	0	0	0	0	0	0	0	0	**0**	
1997	0	0	0	0	0	0	0	0	0	0	0	0	0	**0**	
1998	0	0	0	0	0	0	0	0	0	0	0	0	0	**0**	
1999	0	0	0	0	0	0	0	0	0	0	0	0	0	**0**	
2000	0	0	0	0	0	0	0	0	0	0	0	0	0	**0**	
2001	0	0	0	0	0	0	0	0	0	0	0	0	0	**0**	
2002	0	0	0	0	0	0	0	0	0	0	0	0	0	**0**	
2003	0	0	0	0	0	0	0	0	0	0	0	0	0	**0**	
2004	0	0	0	0	0	0	0	0	0	0	0	0	0	**0**	
2005	0	0	0	0	0	0	0	0	0	0	0	0	0	**0**	
2006	53,800	0	15,200	25,300	14,700	4,000	25,400	11,500	0	88,100	0	0	3,300	**241,300**	28 60
2007	59,800	0	16,900	16,600	17,200	19,200	29,500	7,600	40,400	60,200	0	0	5,000	**272,400**	27 90
2008	75,800	1,400	32,500	31,900	18,500	24,500	31,900	15,500	13,000	71,400	0	0	3,400	**319,800**	31 62
2009	126,000	11,700	59,800	70,300	22,700	21,800	43,600	12,500	0	98,900	0	0	3,700	**471,000**	36 57
2010	158,700	12,700	69,100	116,000	18,900	40,000	42,400	12,200	0	106,200	400	0	2,800	**579,400**	37 68
2011	70,100	4,500	105,300	169,300	21,300	55,100	64,600	16,100	0	119,600	0	500	2,800	**629,200**	28 40
2012	48,300	7,600	35,700	166,200	19,700	39,000	55,600	9,300	0	92,500	0	3,100	0	**477,000**	26 87
2013	8,600	2,700	5,600	49,400	8,700	13,200	26,400	2,700	0	32,100	0	1,300	0	**150,700**	22 42
2014	0	0	0	0	0	0	0	0	0	0	0	0	0	**0**	
2015	0	0	0	0	0	0	0	0	0	0	0	0	0	**0**	
2016	0	0	0	0	0	0	0	0	0	0	0	0	0	**0**	
2017	0	0	0	0	0	0	0	0	0	0	0	0	0	**0**	
2018	0	0	0	0	0	0	0	0	0	0	0	0	0	**0**	
2019	0	0	0	0	0	0	0	0	0	0	0	0	0	**0**	
Total	**601,100**	**40,600**	**340,100**	**645,000**	**141,700**	**216,800**	**319,400**	**87,400**	**53,400**	**669,000**	**400**	**4,900**	**21,000**	**3,140,800**	31 11

Data source: ARCOS (2006-2014) and Defendant Distribution Data (Walgreens 1/2006 - 3/2014)

Walgreens # 01327 (1/1996 to 11/2018)
DEA: AW2067141
498 Castro St
San Francisco, CA 94114

Walgreen Co Oxycodone Shipments to Walgreens # 01327, by Strength
(Total MME)

Strength Year\	80	60	40	30	20	15	10	7.5	5.35	5	4.88	4.8355	Other	Total	Avg. Str
1996	0	0	0	0	0	0	0	0	0	0	0	0	0	**0**	
1997	0	0	0	0	0	0	0	0	0	0	0	0	0	**0**	
1998	0	0	0	0	0	0	0	0	0	0	0	0	0	**0**	
1999	0	0	0	0	0	0	0	0	0	0	0	0	0	**0**	
2000	0	0	0	0	0	0	0	0	0	0	0	0	0	**0**	
2001	0	0	0	0	0	0	0	0	0	0	0	0	0	**0**	
2002	0	0	0	0	0	0	0	0	0	0	0	0	0	**0**	
2003	0	0	0	0	0	0	0	0	0	0	0	0	0	**0**	
2004	0	0	0	0	0	0	0	0	0	0	0	0	0	**0**	
2005	0	0	0	0	0	0	0	0	0	0	0	0	0	**0**	
2006	5,787,804	0	817,608	1,020,665	395,357	80,685	341,567	115,985	0	592,362	0	0	83,600	**9,235,632**	28 60
2007	6,433,284	0	909,051	669,686	462,594	387,288	396,701	76,651	290,622	404,769	0	0	147,973	**10,178,619**	27 90
2008	8,154,564	112,959	1,748,175	1,286,926	497,558	494,196	428,975	156,327	93,517	480,075	0	0	163,020	**13,616,291**	31 62
2009	13,555,080	944,015	3,216,642	2,836,078	610,517	439,733	586,311	126,070	0	664,979	0	0	174,078	**23,153,502**	36 57
2010	17,072,946	1,024,700	3,716,889	4,679,730	508,316	806,850	570,174	123,045	0	714,062	2,421	0	162,177	**29,381,308**	37 68
2011	7,541,358	363,083	5,664,087	6,829,985	572,864	1,111,436	868,709	162,379	0	804,161	0	3,251	376,799	**24,298,110**	28 40
2012	5,196,114	613,206	1,920,303	6,704,924	529,832	786,679	747,681	93,796	0	621,947	0	20,158	8,069	**17,242,707**	26 87
2013	925,188	217,850	301,224	1,992,920	233,987	266,261	355,014	27,231	0	215,832	0	8,453	19,364	**4,563,323**	22 42
2014	0	0	0	0	0	0	0	0	0	0	0	0	0	**0**	
2015	0	0	0	0	0	0	0	0	0	0	0	0	0	**0**	
2016	0	0	0	0	0	0	0	0	0	0	0	0	0	**0**	
2017	0	0	0	0	0	0	0	0	0	0	0	0	0	**0**	
2018	0	0	0	0	0	0	0	0	0	0	0	0	0	**0**	
2019	0	0	0	0	0	0	0	0	0	0	0	0	0	**0**	
Total	**64,666,338**	**3,275,811**	**18,293,979**	**26,020,913**	**3,811,022**	**4,373,127**	**4,295,132**	**881,484**	**384,139**	**4,498,187**	**2,421**	**31,862**	**1,135,080**	**131,669,492**	31 11

Data source: ARCOS (2006-2014) and Defendant Distribution Data (Walgreens 1/2006 - 3/2014)

Walgreens # 01327 (1/1996 to 11/2018)
DEA: AW2067141
498 Castro St
San Francisco, CA 94114

Walgreen Co Oxycodone Shipments to Walgreens # 01327, by Strength
(Total Drug Base Weight in Milligram)

Strength Year\	80	60	40	30	20	15	10	7.5	5.35	5	4.88	4.8355	Other	Total	Avg. Str
1996	0	0	0	0	0	0	0	0	0	0	0	0	0	**0**	
1997	0	0	0	0	0	0	0	0	0	0	0	0	0	**0**	
1998	0	0	0	0	0	0	0	0	0	0	0	0	0	**0**	
1999	0	0	0	0	0	0	0	0	0	0	0	0	0	**0**	
2000	0	0	0	0	0	0	0	0	0	0	0	0	0	**0**	
2001	0	0	0	0	0	0	0	0	0	0	0	0	0	**0**	
2002	0	0	0	0	0	0	0	0	0	0	0	0	0	**0**	
2003	0	0	0	0	0	0	0	0	0	0	0	0	0	**0**	
2004	0	0	0	0	0	0	0	0	0	0	0	0	0	**0**	
2005	0	0	0	0	0	0	0	0	0	0	0	0	0	**0**	
2006	3,858,536	0	545,072	680,444	263,571	53,790	227,711	77,323	0	394,908	0	0	55,733	**6,157,088**	28 60
2007	4,288,856	0	606,034	446,457	308,396	258,192	264,468	51,101	193,748	269,846	0	0	98,649	**6,785,746**	27 90
2008	5,436,376	75,306	1,165,450	857,951	331,705	329,464	285,984	104,218	62,345	320,050	0	0	108,680	**9,077,527**	31 62
2009	9,036,720	629,343	2,144,428	1,890,719	407,011	293,156	390,874	84,047	0	443,319	0	0	116,052	**15,435,668**	36 57
2010	11,381,964	683,133	2,477,926	3,119,820	338,877	537,900	380,116	82,030	0	476,042	1,614	0	108,118	**19,587,539**	37 68
2011	5,027,572	242,055	3,776,058	4,553,324	381,909	740,957	579,139	108,252	0	536,107	0	2,168	251,199	**16,198,740**	28 40
2012	3,464,076	408,804	1,280,202	4,469,949	353,221	524,453	498,454	62,531	0	414,631	0	13,439	5,379	**11,495,138**	26 87
2013	616,792	145,233	200,816	1,328,613	155,991	177,507	236,676	18,154	0	143,888	0	5,636	12,910	**3,042,216**	22 42
2014	0	0	0	0	0	0	0	0	0	0	0	0	0	**0**	
2015	0	0	0	0	0	0	0	0	0	0	0	0	0	**0**	
2016	0	0	0	0	0	0	0	0	0	0	0	0	0	**0**	
2017	0	0	0	0	0	0	0	0	0	0	0	0	0	**0**	
2018	0	0	0	0	0	0	0	0	0	0	0	0	0	**0**	
2019	0	0	0	0	0	0	0	0	0	0	0	0	0	**0**	
Total	**43,110,892**	**2,183,874**	**12,195,986**	**17,347,275**	**2,540,681**	**2,915,418**	**2,863,421**	**587,656**	**256,093**	**2,998,791**	**1,614**	**21,242**	**756,720**	**87,779,661**	31 11

Data source: ARCOS (2006-2014) and Defendant Distribution Data (Walgreens 1/2006 - 3/2014)

Walgreens # 01327 (1/1996 to 11/2018)
DEA: AW2067141
498 Castro St
San Francisco, CA 94114

Anda, Inc Hydrocodone Shipments to Walgreens # 01327

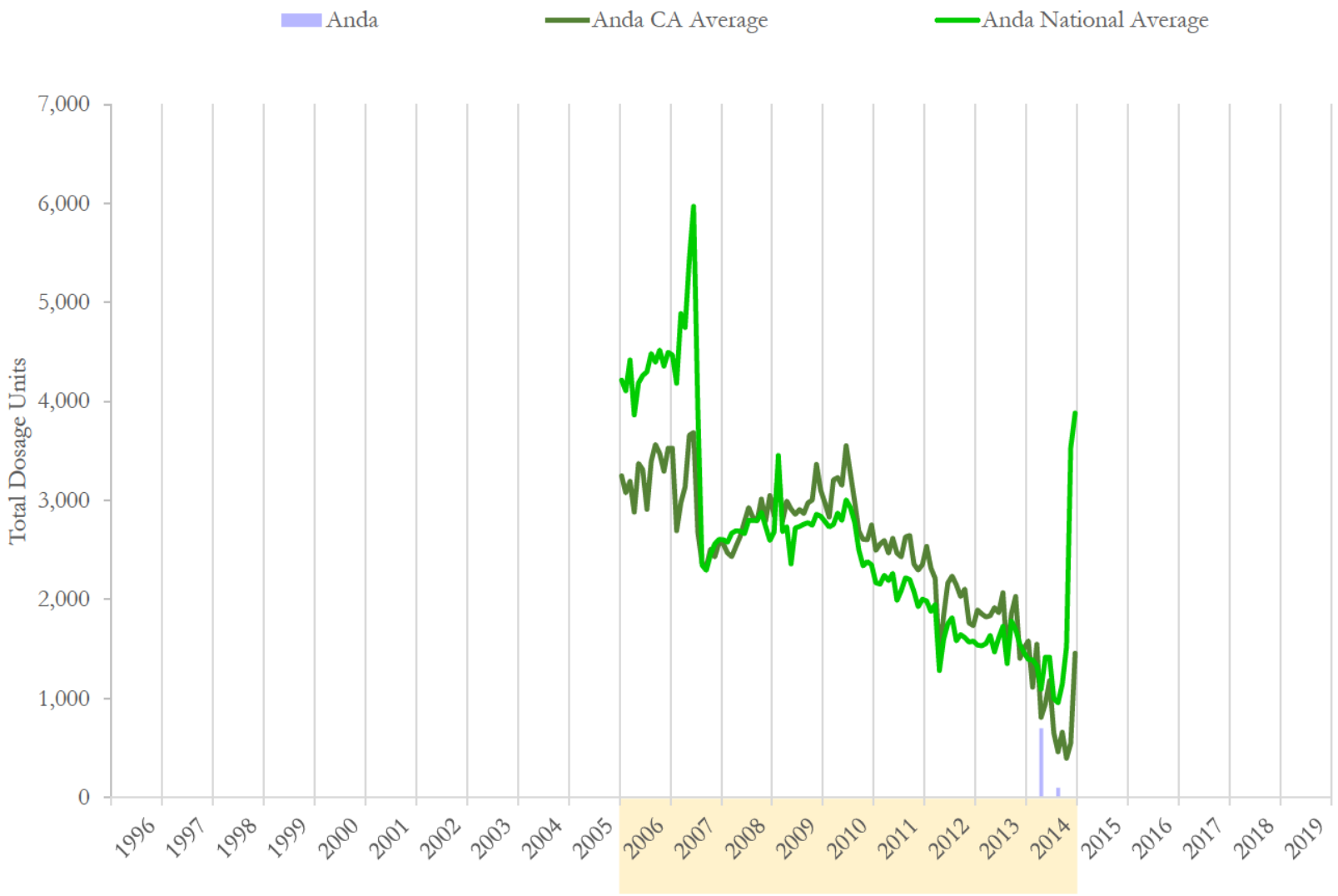

National and state averages reflect hydrocodone shipped from Anda, Inc to all active pharmacies each month.
Data source: ARCOS (2006-2014) and Defendant Distribution Data (Anda 12/1996 - 1/2015)

Walgreens # 01327 (1/1996 to 11/2018)
DEA: AW2067141
498 Castro St
San Francisco, CA 94114

Anda, Inc Hydrocodone Shipments to Walgreens # 01327

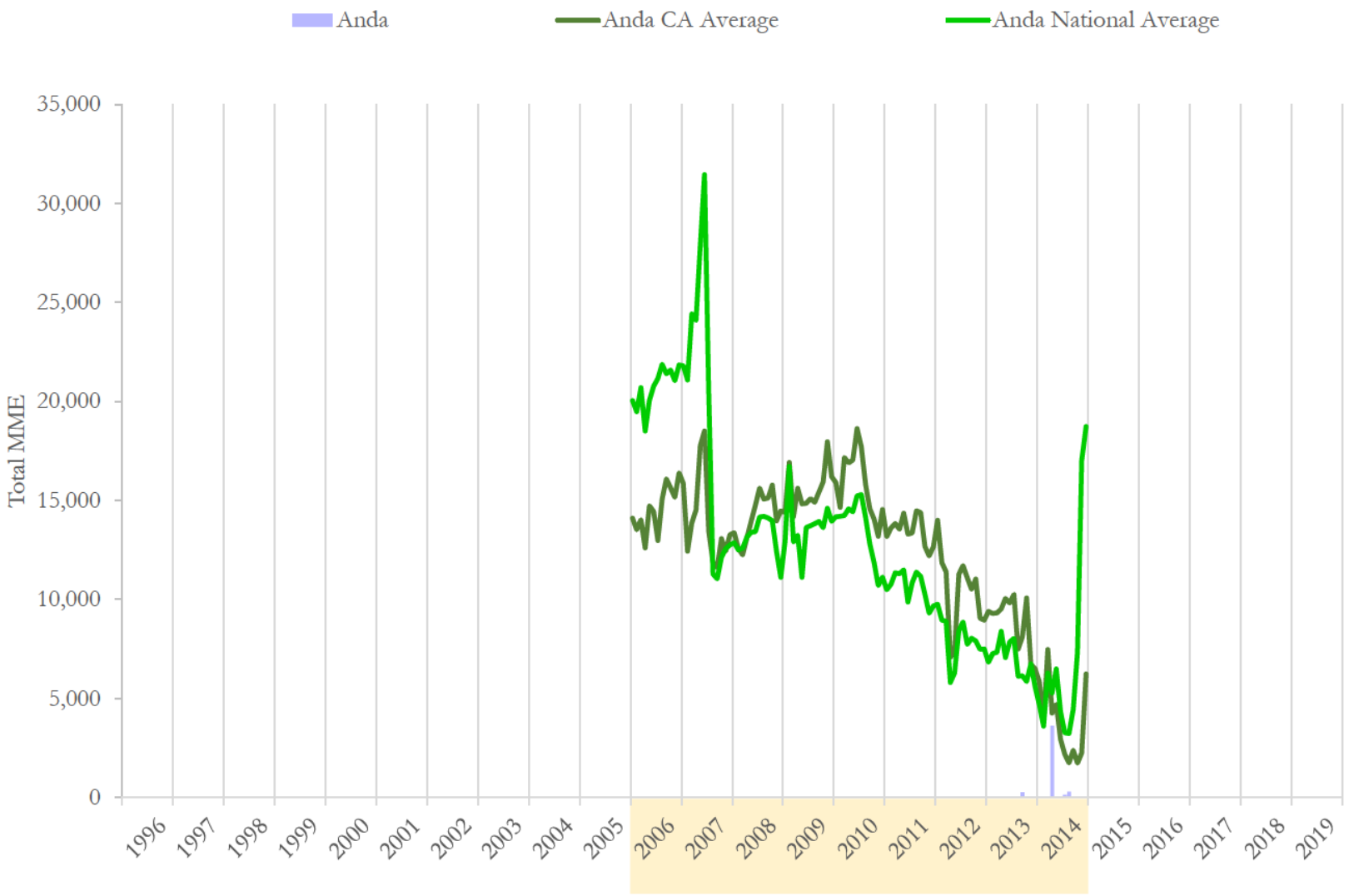

National and state averages reflect hydrocodone shipped from Anda, Inc to all active pharmacies each month.
Data source: ARCOS (2006-2014) and Defendant Distribution Data (Anda 12/1996 - 1/2015)

Walgreens # 01327 (1/1996 to 11/2018)
DEA: AW2067141
498 Castro St
San Francisco, CA 94114

Anda, Inc Hydrocodone Shipments to Walgreens # 01327

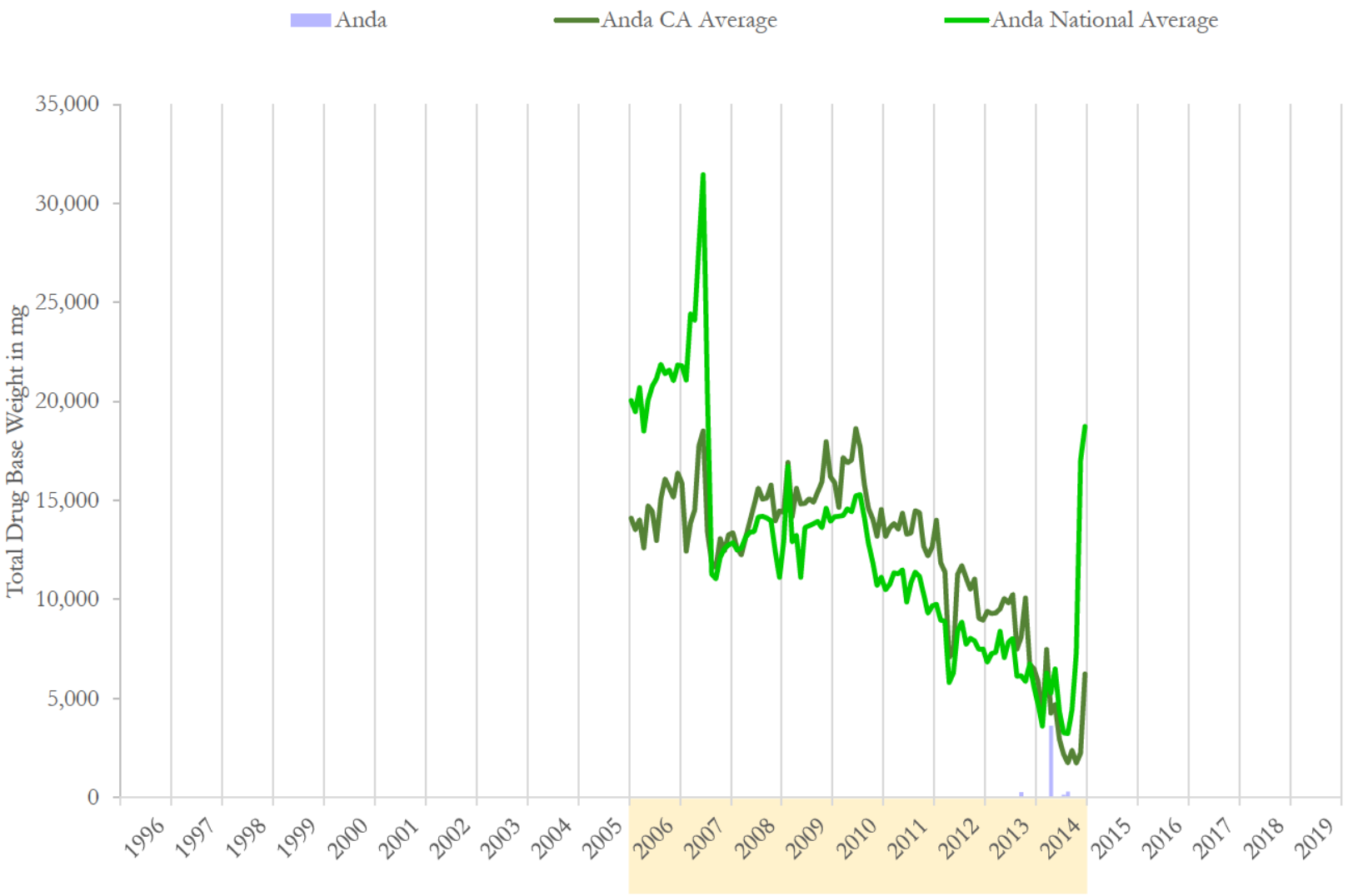

National and state averages reflect hydrocodone shipped from Anda, Inc to all active pharmacies each month.
Data source: ARCOS (2006-2014) and Defendant Distribution Data (Anda 12/1996 - 1/2015)

Anda, Inc Hydrocodone Shipments to Walgreens # 01327

	Dosage Units		MME		Drug Base Weight in mg	
Date	Anda	% Change	Anda	% Change	Anda	% Change
01/2012	0	n/a	0	n/a	0	n/a
02/2012	0	n/a	0	n/a	0	n/a
03/2012	0	n/a	0	n/a	0	n/a
04/2012	0	n/a	0	n/a	0	n/a
05/2012	0	n/a	0	n/a	0	n/a
06/2012	0	n/a	0	n/a	0	n/a
07/2012	0	n/a	0	n/a	0	n/a
08/2012	0	n/a	0	n/a	0	n/a
09/2012	0	n/a	0	n/a	0	n/a
10/2012	0	n/a	0	n/a	0	n/a
11/2012	0	n/a	0	n/a	0	n/a
12/2012	0	n/a	0	n/a	0	n/a
01/2013	0	n/a	0	n/a	0	n/a
02/2013	0	n/a	0	n/a	0	n/a
03/2013	0	n/a	0	n/a	0	n/a
04/2013	0	n/a	0	n/a	0	n/a
05/2013	0	n/a	0	n/a	0	n/a
06/2013	0	n/a	0	n/a	0	n/a
07/2013	0	n/a	0	n/a	0	n/a
08/2013	0	n/a	0	n/a	0	n/a
09/2013	0	n/a	286	n/a	286	n/a
10/2013	0	n/a	0	-100.0%	0	-100.0%
11/2013	0	n/a	0	n/a	0	n/a
12/2013	0	n/a	0	n/a	0	n/a

Data source: ARCOS (2006-2014) and Defendant Distribution Data (Anda 12/1996 - 1/2015)

Anda, Inc Hydrocodone Shipments to Walgreens # 01327

	Dosage Units		MME		Drug Base Weight in mg	
Date	Anda	% Change	Anda	% Change	Anda	% Change
01/2014	0	n/a	0	n/a	0	n/a
02/2014	0	n/a	0	n/a	0	n/a
03/2014	0	n/a	0	n/a	0	n/a
04/2014	700	n/a	3,632	n/a	3,632	n/a
05/2014	0	-100.0%	0	-100.0%	0	-100.0%
06/2014	0	n/a	0	n/a	0	n/a
07/2014	0	n/a	143	n/a	143	n/a
08/2014	100	n/a	303	111.3%	303	111.3%
09/2014	0	-100.0%	0	-100.0%	0	-100.0%
10/2014	0	n/a	0	n/a	0	n/a
11/2014	0	n/a	0	n/a	0	n/a
12/2014	0	n/a	0	n/a	0	n/a
01/2015	0	n/a	0	n/a	0	n/a
02/2015	0	n/a	0	n/a	0	n/a
03/2015	0	n/a	0	n/a	0	n/a
04/2015	0	n/a	0	n/a	0	n/a
05/2015	0	n/a	0	n/a	0	n/a
06/2015	0	n/a	0	n/a	0	n/a
07/2015	0	n/a	0	n/a	0	n/a
08/2015	0	n/a	0	n/a	0	n/a
09/2015	0	n/a	0	n/a	0	n/a
10/2015	0	n/a	0	n/a	0	n/a
11/2015	0	n/a	0	n/a	0	n/a
12/2015	0	n/a	0	n/a	0	n/a

Data source: ARCOS (2006-2014) and Defendant Distribution Data (Anda 12/1996 - 1/2015)

Walgreens # 01327 (1/1996 to 11/2018)
DEA: AW2067141
498 Castro St
San Francisco, CA 94114

Anda, Inc Hydrocodone Shipments to Walgreens # 01327

	Dosage Units		MME		Drug Base Weight in mg	
Date	**Anda**	**% Change**	**Anda**	**% Change**	**Anda**	**% Change**
1996	0		0		0	
1997	0	n/a	0	n/a	0	n/a
1998	0	n/a	0	n/a	0	n/a
1999	0	n/a	0	n/a	0	n/a
2000	0	n/a	0	n/a	0	n/a
2001	0	n/a	0	n/a	0	n/a
2002	0	n/a	0	n/a	0	n/a
2003	0	n/a	0	n/a	0	n/a
2004	0	n/a	0	n/a	0	n/a
2005	0	n/a	0	n/a	0	n/a
2006	0	n/a	0	n/a	0	n/a
2007	0	n/a	0	n/a	0	n/a
2008	0	n/a	0	n/a	0	n/a
2009	0	n/a	0	n/a	0	n/a
2010	0	n/a	0	n/a	0	n/a
2011	0	n/a	0	n/a	0	n/a
2012	0	n/a	0	n/a	0	n/a
2013	0	n/a	286	n/a	286	n/a
2014	800	n/a	4,078	1323.7%	4,078	1323.7%
2015	0	-100.0%	0	-100.0%	0	-100.0%
2016	0	n/a	0	n/a	0	n/a
2017	0	n/a	0	n/a	0	n/a
2018	0	n/a	0	n/a	0	n/a
2019	0	n/a	0	n/a	0	n/a
Total	**800**		**4,365**		**4,365**	

Data source: ARCOS (2006-2014) and Defendant Distribution Data (Anda 12/1996 - 1/2015)

Walgreens # 01327 (1/1996 to 11/2018)
DEA: AW2067141
498 Castro St
San Francisco, CA 94114

Anda, Inc Hydrocodone Shipments to Walgreens # 01327, by Strength

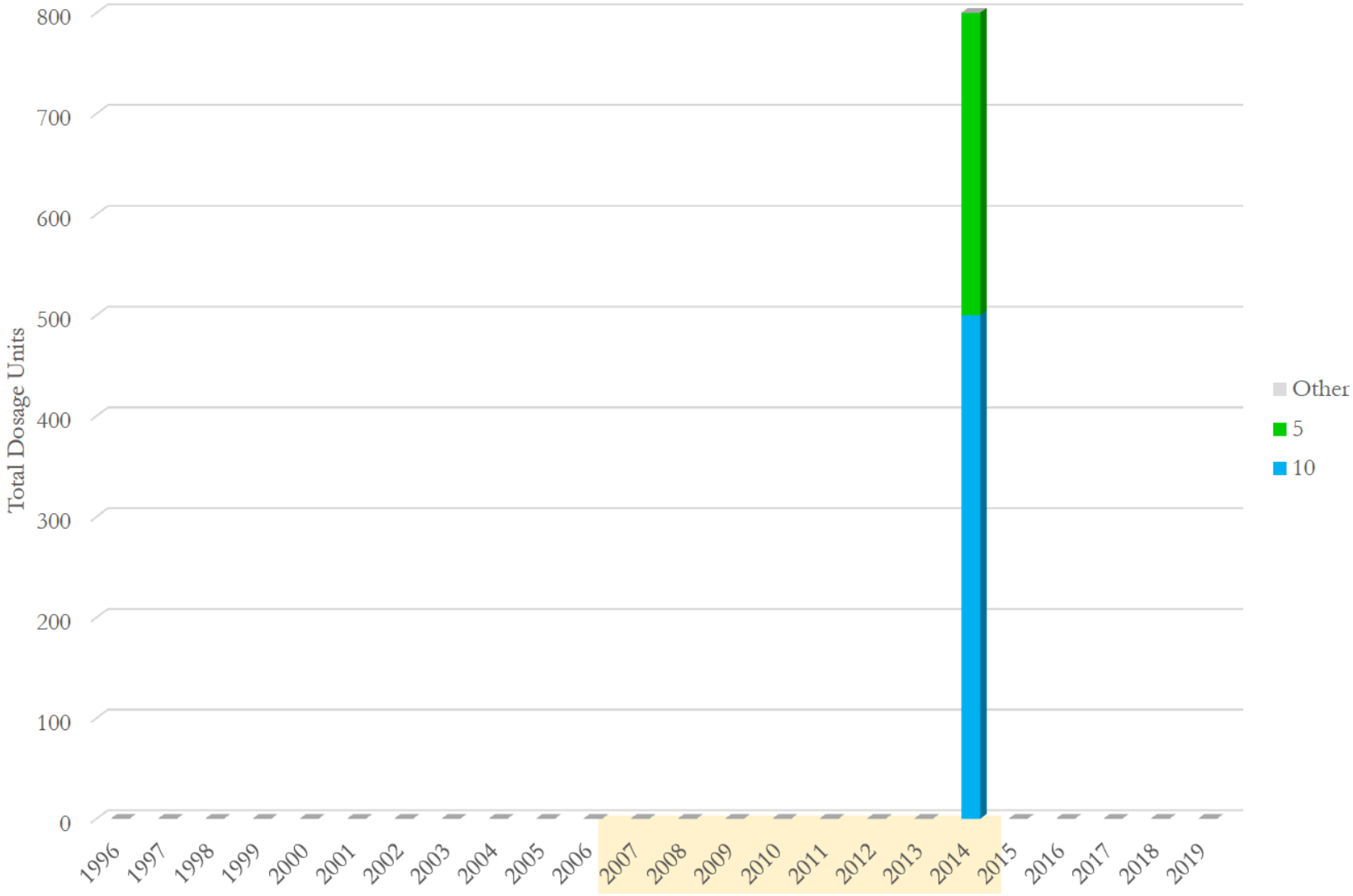

Data source: ARCOS (2006-2014) and Defendant Distribution Data (Anda 12/1996 - 1/2015)

Walgreens # 01327 (1/1996 to 11/2018)
DEA: AW2067141
498 Castro St
San Francisco, CA 94114

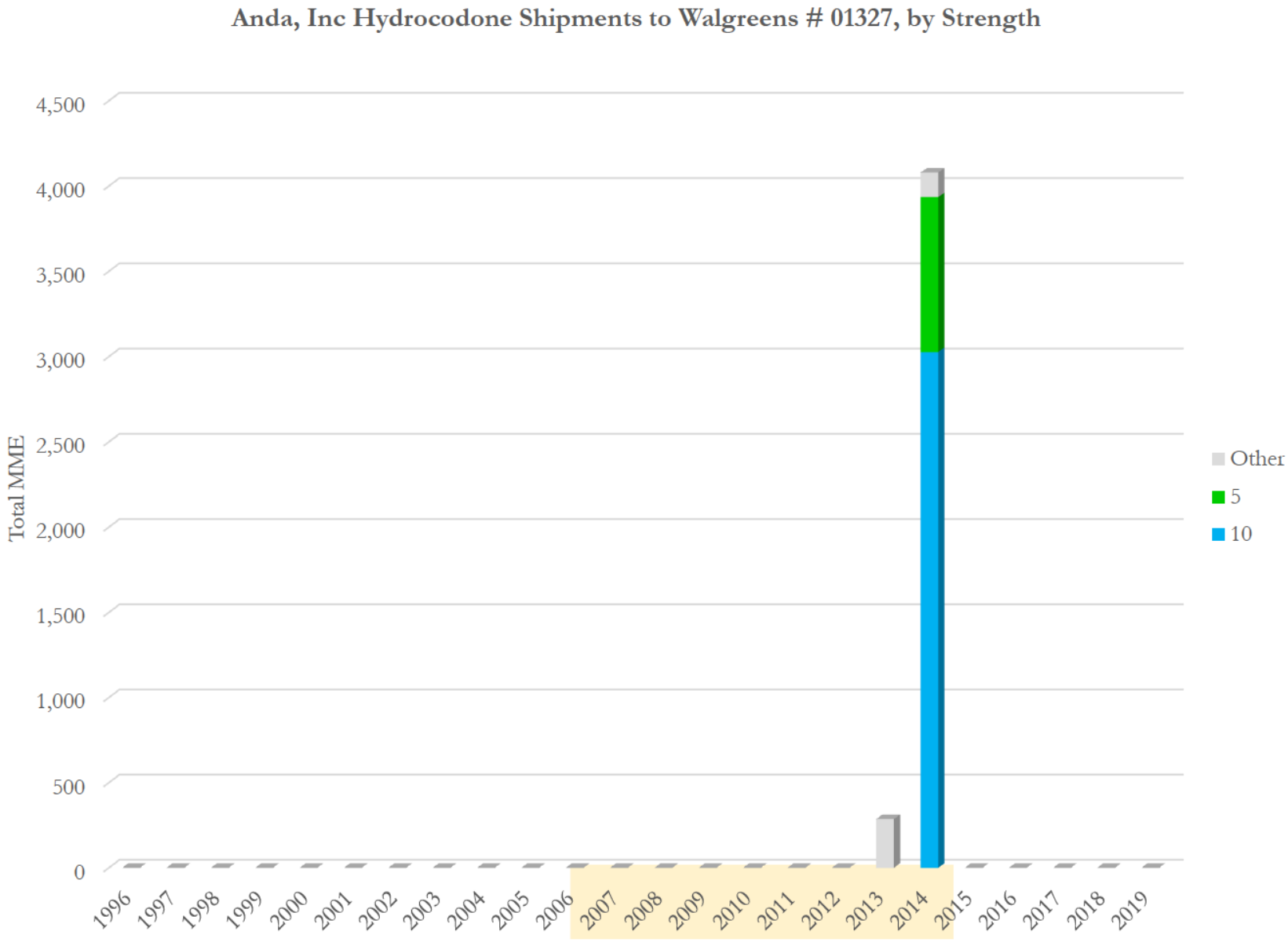

Data source: ARCOS (2006-2014) and Defendant Distribution Data (Anda 12/1996 - 1/2015)

Walgreens # 01327 (1/1996 to 11/2018)
DEA: AW2067141
498 Castro St
San Francisco, CA 94114

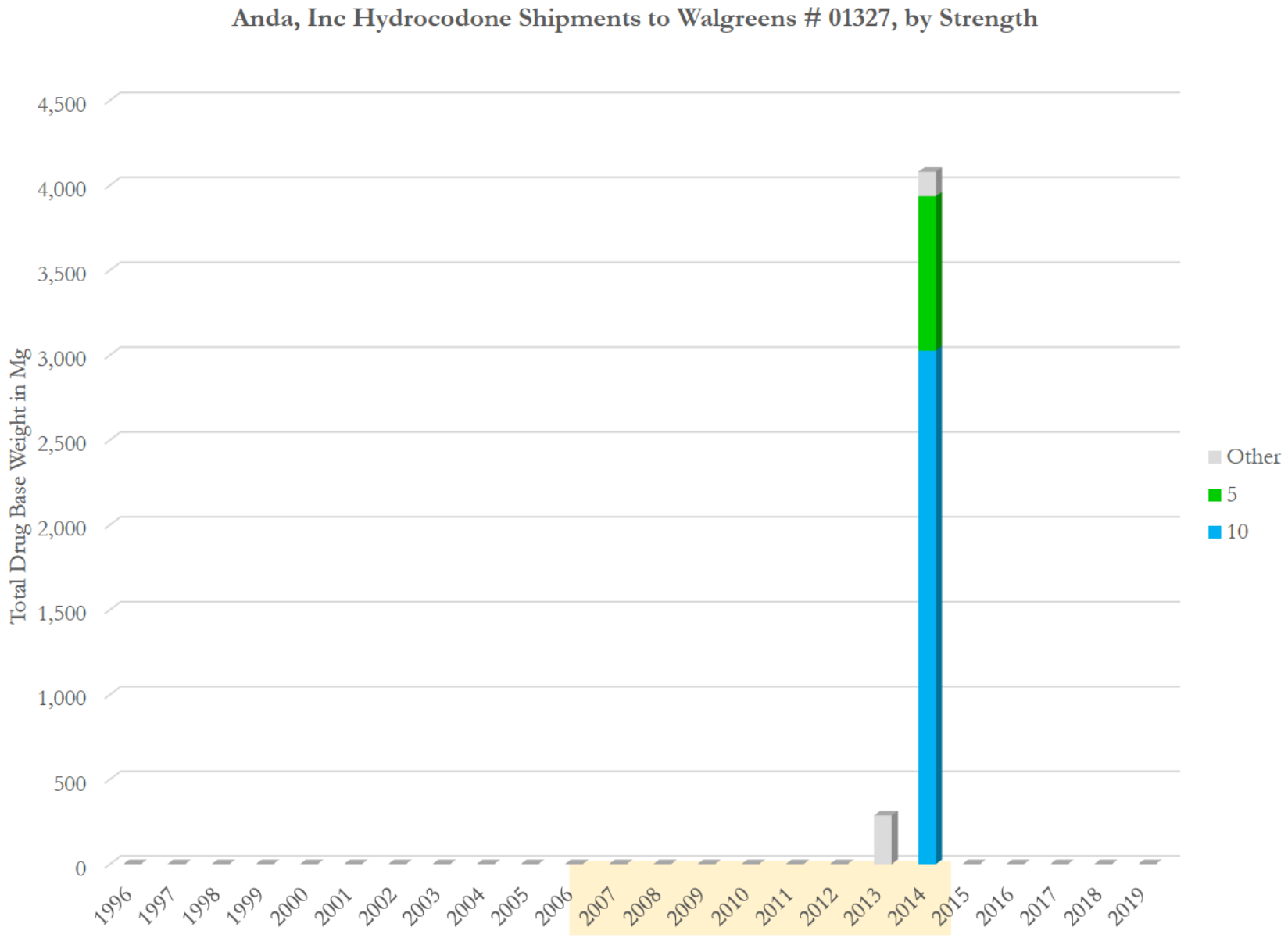

Data source: ARCOS (2006-2014) and Defendant Distribution Data (Anda 12/1996 - 1/2015)

Anda, Inc Hydrocodone Shipments to Walgreens # 01327, by Strength
(Total Dosage Units)

Strength Year\	10	5	Other	Total	Avg. Str
1996	0	0	0	**0**	
1997	0	0	0	**0**	
1998	0	0	0	**0**	
1999	0	0	0	**0**	
2000	0	0	0	**0**	
2001	0	0	0	**0**	
2002	0	0	0	**0**	
2003	0	0	0	**0**	
2004	0	0	0	**0**	
2005	0	0	0	**0**	
2006	0	0	0	**0**	
2007	0	0	0	**0**	
2008	0	0	0	**0**	
2009	0	0	0	**0**	
2010	0	0	0	**0**	
2011	0	0	0	**0**	
2012	0	0	0	**0**	
2013	0	0	0	**0**	
2014	500	300	0	**800**	8.13
2015	0	0	0	**0**	
2016	0	0	0	**0**	
2017	0	0	0	**0**	
2018	0	0	0	**0**	
2019	0	0	0	**0**	
Total	**500**	**300**	**0**	**800**	8.13

Data source: ARCOS (2006-2014) and Defendant Distribution Data (Anda 12/1996 - 1/2015)

Anda, Inc Hydrocodone Shipments to Walgreens # 01327, by Strength
(Total MME)

Strength Year\	10	5	Other	Total	Avg. Str
1996	0	0	0	**0**	
1997	0	0	0	**0**	
1998	0	0	0	**0**	
1999	0	0	0	**0**	
2000	0	0	0	**0**	
2001	0	0	0	**0**	
2002	0	0	0	**0**	
2003	0	0	0	**0**	
2004	0	0	0	**0**	
2005	0	0	0	**0**	
2006	0	0	0	**0**	
2007	0	0	0	**0**	
2008	0	0	0	**0**	
2009	0	0	0	**0**	
2010	0	0	0	**0**	
2011	0	0	0	**0**	
2012	0	0	0	**0**	
2013	0	0	286	**286**	
2014	3,027	908	143	**4,078**	8.13
2015	0	0	0	**0**	
2016	0	0	0	**0**	
2017	0	0	0	**0**	
2018	0	0	0	**0**	
2019	0	0	0	**0**	
Total	**3,027**	**908**	**430**	**4,365**	8.13

Data source: ARCOS (2006-2014) and Defendant Distribution Data (Anda 12/1996 - 1/2015)

Anda, Inc Hydrocodone Shipments to Walgreens # 01327, by Strength
(Total Drug Base Weight in Milligram)

Strength Year\	10	5	Other	Total	Avg. Str
1996	0	0	0	**0**	
1997	0	0	0	**0**	
1998	0	0	0	**0**	
1999	0	0	0	**0**	
2000	0	0	0	**0**	
2001	0	0	0	**0**	
2002	0	0	0	**0**	
2003	0	0	0	**0**	
2004	0	0	0	**0**	
2005	0	0	0	**0**	
2006	0	0	0	**0**	
2007	0	0	0	**0**	
2008	0	0	0	**0**	
2009	0	0	0	**0**	
2010	0	0	0	**0**	
2011	0	0	0	**0**	
2012	0	0	0	**0**	
2013	0	0	286	**286**	
2014	3,027	908	143	**4,078**	8.13
2015	0	0	0	**0**	
2016	0	0	0	**0**	
2017	0	0	0	**0**	
2018	0	0	0	**0**	
2019	0	0	0	**0**	
Total	**3,027**	**908**	**430**	**4,365**	8.13

Data source: ARCOS (2006-2014) and Defendant Distribution Data (Anda 12/1996 - 1/2015)

Walgreens # 01327 (1/1996 to 11/2018)
DEA: AW2067141
498 Castro St
San Francisco, CA 94114

Walgreen Co Hydrocodone Shipments to Walgreens # 01327

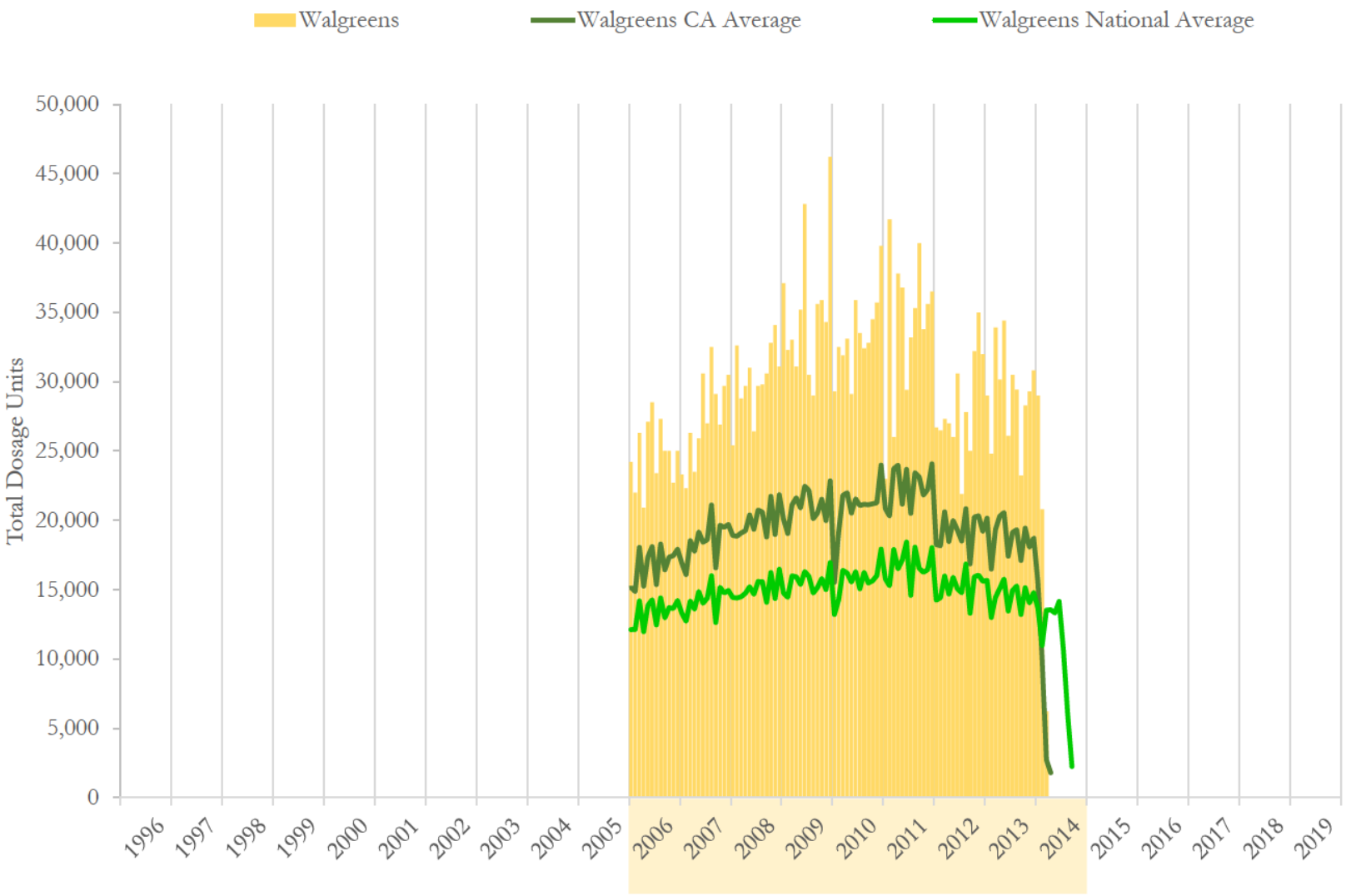

National and state averages reflect hydrocodone shipped from Walgreen Co to all active pharmacies each month.
Data source: ARCOS (2006-2014) and Defendant Distribution Data (Walgreens 1/2006 - 3/2014)

Walgreens # 01327 (1/1996 to 11/2018)
DEA: AW2067141
498 Castro St
San Francisco, CA 94114

Walgreen Co Hydrocodone Shipments to Walgreens # 01327

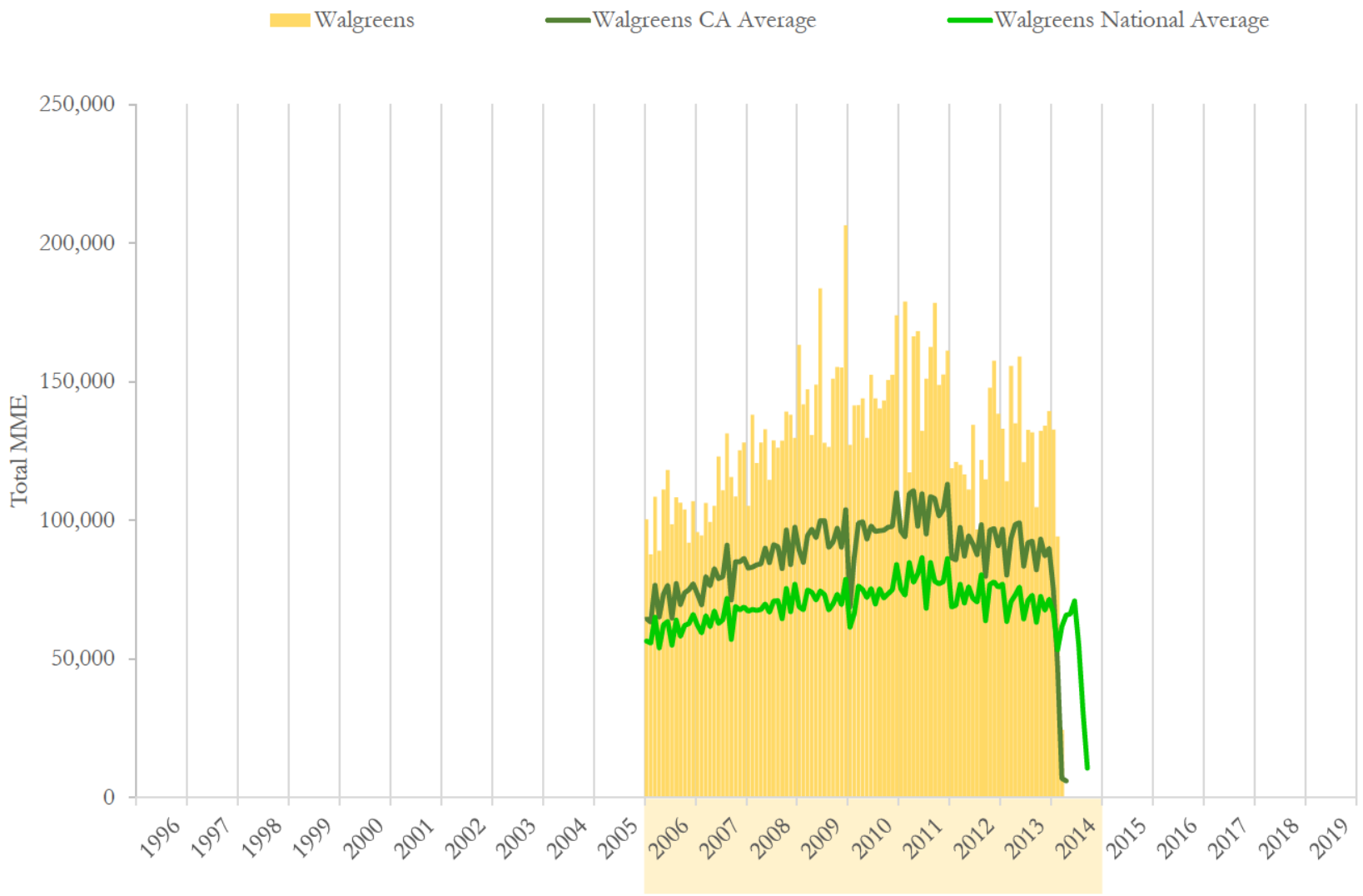

National and state averages reflect hydrocodone shipped from Walgreen Co to all active pharmacies each month.
Data source: ARCOS (2006-2014) and Defendant Distribution Data (Walgreens 1/2006 - 3/2014)

Walgreens # 01327 (1/1996 to 11/2018)
DEA: AW2067141
498 Castro St
San Francisco, CA 94114

Walgreen Co Hydrocodone Shipments to Walgreens # 01327

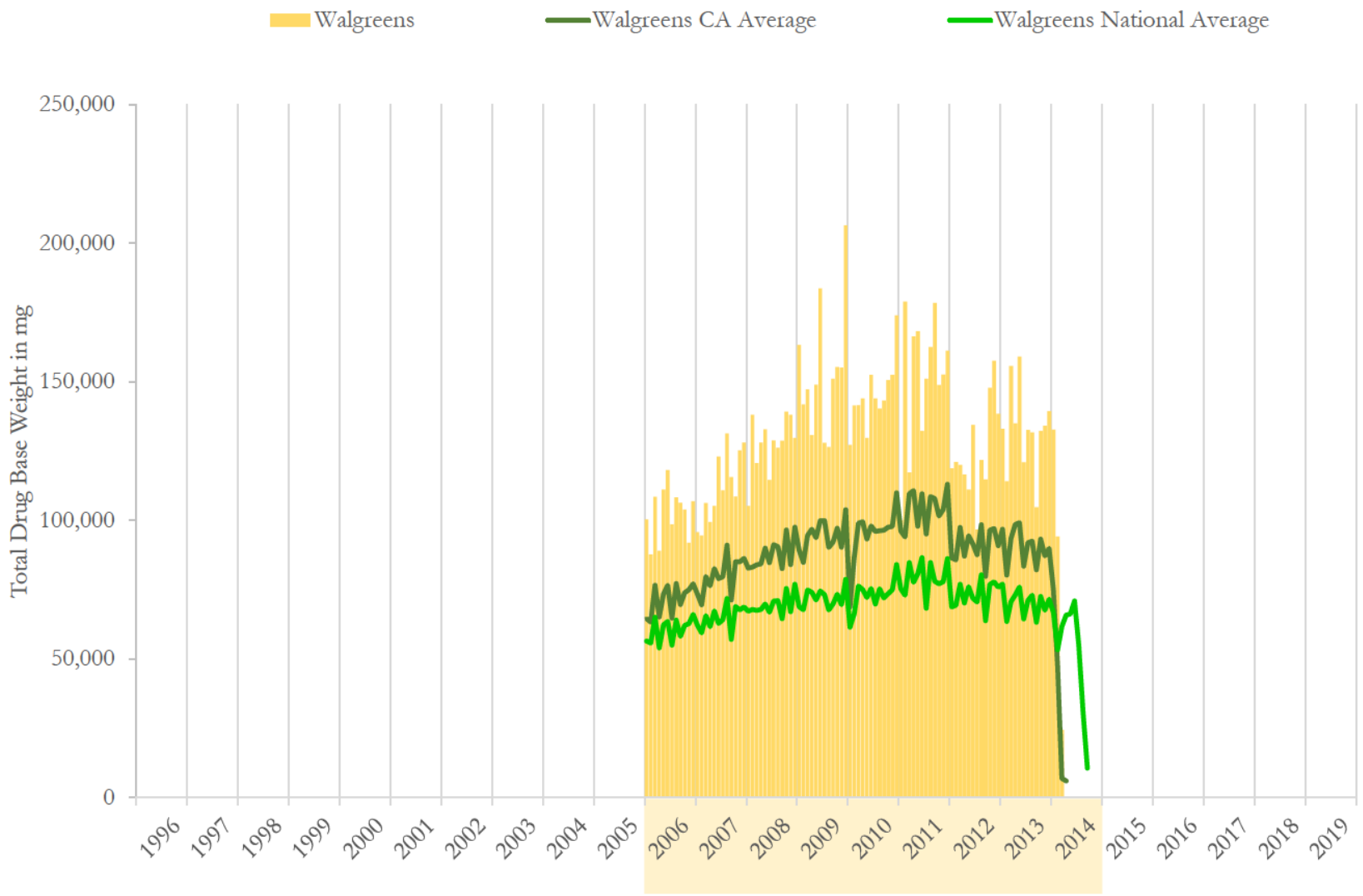

National and state averages reflect hydrocodone shipped from Walgreen Co to all active pharmacies each month.
Data source: ARCOS (2006-2014) and Defendant Distribution Data (Walgreens 1/2006 - 3/2014)

Walgreens # 01327 (1/1996 to 11/2018)
DEA: AW2067141
498 Castro St
San Francisco, CA 94114

Walgreen Co Hydrocodone Shipments to Walgreens # 01327

	Dosage Units		MME		Drug Base Weight in mg	
Date	Walgreens	% Change	Walgreens	% Change	Walgreens	% Change
01/2006	24,200	n/a	100,285	n/a	100,285	n/a
02/2006	22,000	-9.1%	87,710	-12.5%	87,710	-12.5%
03/2006	26,300	19.5%	108,523	23.7%	108,523	23.7%
04/2006	20,900	-20.5%	88,999	-18.0%	88,999	-18.0%
05/2006	27,100	29.7%	111,129	24.9%	111,129	24.9%
06/2006	28,500	5.2%	118,066	6.2%	118,066	6.2%
07/2006	23,400	-17.9%	98,623	-16.5%	98,623	-16.5%
08/2006	27,300	16.7%	108,269	9.8%	108,269	9.8%
09/2006	25,000	-8.4%	106,310	-1.8%	106,310	-1.8%
10/2006	25,000	0.0%	103,888	-2.3%	103,888	-2.3%
11/2006	22,700	-9.2%	91,948	-11.5%	91,948	-11.5%
12/2006	25,000	10.1%	106,847	16.2%	106,847	16.2%
01/2007	23,300	-6.8%	95,753	-10.4%	95,753	-10.4%
02/2007	22,300	-4.3%	94,526	-1.3%	94,526	-1.3%
03/2007	26,300	17.9%	106,204	12.4%	106,204	12.4%
04/2007	23,500	-10.6%	99,426	-6.4%	99,426	-6.4%
05/2007	25,900	10.2%	105,202	5.8%	105,202	5.8%
06/2007	30,600	18.1%	122,942	16.9%	122,942	16.9%
07/2007	27,000	-11.8%	110,842	-9.8%	110,842	-9.8%
08/2007	32,500	20.4%	131,282	18.4%	131,282	18.4%
09/2007	29,100	-10.5%	115,575	-12.0%	115,575	-12.0%
10/2007	26,900	-7.6%	108,618	-6.0%	108,618	-6.0%
11/2007	29,700	10.4%	125,226	15.3%	125,226	15.3%
12/2007	30,500	2.7%	128,047	2.3%	128,047	2.3%

Data source: ARCOS (2006-2014) and Defendant Distribution Data (Walgreens 1/2006 - 3/2014)

Walgreens # 01327 (1/1996 to 11/2018)
DEA: AW2067141
498 Castro St
San Francisco, CA 94114

Walgreen Co Hydrocodone Shipments to Walgreens # 01327

	Dosage Units		MME		Drug Base Weight in mg	
Date	Walgreens	% Change	Walgreens	% Change	Walgreens	% Change
01/2008	25,400	-16.7%	105,153	-17.9%	105,153	-17.9%
02/2008	32,600	28.3%	138,009	31.2%	138,009	31.2%
03/2008	28,800	-11.7%	120,599	-12.6%	120,599	-12.6%
04/2008	29,700	3.1%	128,064	6.2%	128,064	6.2%
05/2008	31,000	4.4%	132,882	3.8%	132,882	3.8%
06/2008	26,400	-14.8%	114,610	-13.8%	114,610	-13.8%
07/2008	29,700	12.5%	128,828	12.4%	128,828	12.4%
08/2008	29,800	0.3%	126,145	-2.1%	126,145	-2.1%
09/2008	30,600	2.7%	128,701	2.0%	128,701	2.0%
10/2008	32,800	7.2%	139,247	8.2%	139,247	8.2%
11/2008	34,100	4.0%	138,085	-0.8%	138,085	-0.8%
12/2008	31,100	-8.8%	129,728	-6.1%	129,728	-6.1%
01/2009	37,100	19.3%	163,209	25.8%	163,209	25.8%
02/2009	32,300	-12.9%	141,841	-13.1%	141,841	-13.1%
03/2009	33,020	2.2%	147,173	3.8%	147,173	3.8%
04/2009	31,100	-5.8%	130,788	-11.1%	130,788	-11.1%
05/2009	35,200	13.2%	148,950	13.9%	148,950	13.9%
06/2009	42,820	21.6%	183,625	23.3%	183,625	23.3%
07/2009	30,500	-28.8%	128,031	-30.3%	128,031	-30.3%
08/2009	29,000	-4.9%	126,456	-1.2%	126,456	-1.2%
09/2009	35,600	22.8%	151,061	19.5%	151,061	19.5%
10/2009	35,900	0.8%	155,298	2.8%	155,298	2.8%
11/2009	34,300	-4.5%	155,098	-0.1%	155,098	-0.1%
12/2009	46,220	34.8%	206,416	33.1%	206,416	33.1%

Data source: ARCOS (2006-2014) and Defendant Distribution Data (Walgreens 1/2006 - 3/2014)

Walgreen Co Hydrocodone Shipments to Walgreens # 01327

	Dosage Units		MME		Drug Base Weight in mg	
Date	Walgreens	% Change	Walgreens	% Change	Walgreens	% Change
01/2010	29,300	-36.6%	127,201	-38.4%	127,201	-38.4%
02/2010	32,500	10.9%	141,485	11.2%	141,485	11.2%
03/2010	31,900	-1.8%	141,563	0.1%	141,563	0.1%
04/2010	33,100	3.8%	143,947	1.7%	143,947	1.7%
05/2010	29,100	-12.1%	129,712	-9.9%	129,712	-9.9%
06/2010	35,900	23.4%	152,447	17.5%	152,447	17.5%
07/2010	33,500	-6.7%	143,996	-5.5%	143,996	-5.5%
08/2010	32,400	-3.3%	140,307	-2.6%	140,307	-2.6%
09/2010	32,800	1.2%	143,190	2.1%	143,190	2.1%
10/2010	34,500	5.2%	150,636	5.2%	150,636	5.2%
11/2010	35,700	3.5%	152,528	1.3%	152,528	1.3%
12/2010	39,800	11.5%	173,882	14.0%	173,882	14.0%
01/2011	23,000	-42.2%	100,080	-42.4%	100,080	-42.4%
02/2011	41,700	81.3%	178,852	78.7%	178,852	78.7%
03/2011	26,000	-37.6%	117,253	-34.4%	117,253	-34.4%
04/2011	37,800	45.4%	166,355	41.9%	166,355	41.9%
05/2011	36,800	-2.6%	168,262	1.1%	168,262	1.1%
06/2011	29,400	-20.1%	132,219	-21.4%	132,219	-21.4%
07/2011	33,200	12.9%	151,122	14.3%	151,122	14.3%
08/2011	35,300	6.3%	162,473	7.5%	162,473	7.5%
09/2011	40,000	13.3%	178,381	9.8%	178,381	9.8%
10/2011	33,800	-15.5%	148,822	-16.6%	148,822	-16.6%
11/2011	35,600	5.3%	152,615	2.5%	152,615	2.5%
12/2011	36,500	2.5%	161,155	5.6%	161,155	5.6%

Data source: ARCOS (2006-2014) and Defendant Distribution Data (Walgreens 1/2006 - 3/2014)

Walgreens # 01327 (1/1996 to 11/2018)
DEA: AW2067141
498 Castro St
San Francisco, CA 94114

Walgreen Co Hydrocodone Shipments to Walgreens # 01327

	Dosage Units		MME		Drug Base Weight in mg	
Date	Walgreens	% Change	Walgreens	% Change	Walgreens	% Change
01/2012	26,700	-26.8%	118,712	-26.3%	118,712	-26.3%
02/2012	26,500	-0.7%	120,974	1.9%	120,974	1.9%
03/2012	27,300	3.0%	119,947	-0.8%	119,947	-0.8%
04/2012	27,000	-1.1%	116,507	-2.9%	116,507	-2.9%
05/2012	26,000	-3.7%	111,083	-4.7%	111,083	-4.7%
06/2012	30,600	17.7%	134,383	21.0%	134,383	21.0%
07/2012	21,900	-28.4%	96,696	-28.0%	96,696	-28.0%
08/2012	27,800	26.9%	121,772	25.9%	121,772	25.9%
09/2012	25,000	-10.1%	114,745	-5.8%	114,745	-5.8%
10/2012	32,200	28.8%	147,772	28.8%	147,772	28.8%
11/2012	35,000	8.7%	157,569	6.6%	157,569	6.6%
12/2012	32,000	-8.6%	138,428	-12.1%	138,428	-12.1%
01/2013	29,000	-9.4%	132,985	-3.9%	132,985	-3.9%
02/2013	24,800	-14.5%	114,020	-14.3%	114,020	-14.3%
03/2013	33,900	36.7%	155,663	36.5%	155,663	36.5%
04/2013	30,160	-11.0%	134,961	-13.3%	134,961	-13.3%
05/2013	34,400	14.1%	158,988	17.8%	158,988	17.8%
06/2013	26,100	-24.1%	120,880	-24.0%	120,880	-24.0%
07/2013	30,500	16.9%	132,620	9.7%	132,620	9.7%
08/2013	29,430	-3.5%	131,627	-0.7%	131,627	-0.7%
09/2013	23,230	-21.1%	104,728	-20.4%	104,728	-20.4%
10/2013	28,300	21.8%	132,207	26.2%	132,207	26.2%
11/2013	29,300	3.5%	134,072	1.4%	134,072	1.4%
12/2013	30,800	5.1%	139,439	4.0%	139,439	4.0%

Data source: ARCOS (2006-2014) and Defendant Distribution Data (Walgreens 1/2006 - 3/2014)

Walgreen Co Hydrocodone Shipments to Walgreens # 01327

	Dosage Units		MME		Drug Base Weight in mg	
Date	Walgreens	% Change	Walgreens	% Change	Walgreens	% Change
01/2014	29,000	-5.8%	132,785	-4.8%	132,785	-4.8%
02/2014	20,800	-28.3%	94,194	-29.1%	94,194	-29.1%
03/2014	6,200	-70.2%	24,343	-74.2%	24,343	-74.2%
04/2014	0	-100.0%	0	-100.0%	0	-100.0%
05/2014	0	n/a	0	n/a	0	n/a
06/2014	0	n/a	0	n/a	0	n/a
07/2014	0	n/a	0	n/a	0	n/a
08/2014	0	n/a	0	n/a	0	n/a
09/2014	0	n/a	0	n/a	0	n/a
10/2014	0	n/a	0	n/a	0	n/a
11/2014	0	n/a	0	n/a	0	n/a
12/2014	0	n/a	0	n/a	0	n/a
01/2015	0	n/a	0	n/a	0	n/a
02/2015	0	n/a	0	n/a	0	n/a
03/2015	0	n/a	0	n/a	0	n/a
04/2015	0	n/a	0	n/a	0	n/a
05/2015	0	n/a	0	n/a	0	n/a
06/2015	0	n/a	0	n/a	0	n/a
07/2015	0	n/a	0	n/a	0	n/a
08/2015	0	n/a	0	n/a	0	n/a
09/2015	0	n/a	0	n/a	0	n/a
10/2015	0	n/a	0	n/a	0	n/a
11/2015	0	n/a	0	n/a	0	n/a
12/2015	0	n/a	0	n/a	0	n/a

Data source: ARCOS (2006-2014) and Defendant Distribution Data (Walgreens 1/2006 - 3/2014)

Walgreens # 01327 (1/1996 to 11/2018)
DEA: AW2067141
498 Castro St
San Francisco, CA 94114

Walgreen Co Hydrocodone Shipments to Walgreens # 01327

	Dosage Units		MME		Drug Base Weight in mg	
Date	Walgreens	% Change	Walgreens	% Change	Walgreens	% Change
1996	0		0		0	
1997	0	n/a	0	n/a	0	n/a
1998	0	n/a	0	n/a	0	n/a
1999	0	n/a	0	n/a	0	n/a
2000	0	n/a	0	n/a	0	n/a
2001	0	n/a	0	n/a	0	n/a
2002	0	n/a	0	n/a	0	n/a
2003	0	n/a	0	n/a	0	n/a
2004	0	n/a	0	n/a	0	n/a
2005	0	n/a	0	n/a	0	n/a
2006	297,400	n/a	1,230,598	n/a	1,230,598	n/a
2007	327,600	10.2%	1,343,642	9.2%	1,343,642	9.2%
2008	362,000	10.5%	1,530,051	13.9%	1,530,051	13.9%
2009	423,060	16.9%	1,837,946	20.1%	1,837,946	20.1%
2010	400,500	-5.3%	1,740,895	-5.3%	1,740,895	-5.3%
2011	409,100	2.1%	1,817,589	4.4%	1,817,589	4.4%
2012	338,000	-17.4%	1,498,588	-17.6%	1,498,588	-17.6%
2013	349,920	3.5%	1,592,190	6.2%	1,592,190	6.2%
2014	56,000	-84.0%	251,322	-84.2%	251,322	-84.2%
2015	0	-100.0%	0	-100.0%	0	-100.0%
2016	0	n/a	0	n/a	0	n/a
2017	0	n/a	0	n/a	0	n/a
2018	0	n/a	0	n/a	0	n/a
2019	0	n/a	0	n/a	0	n/a
Total	**2,963,580**		**12,842,820**		**12,842,820**	

Data source: ARCOS (2006-2014) and Defendant Distribution Data (Walgreens 1/2006 - 3/2014)

Walgreens # 01327 (1/1996 to 11/2018)
DEA: AW2067141
498 Castro St
San Francisco, CA 94114

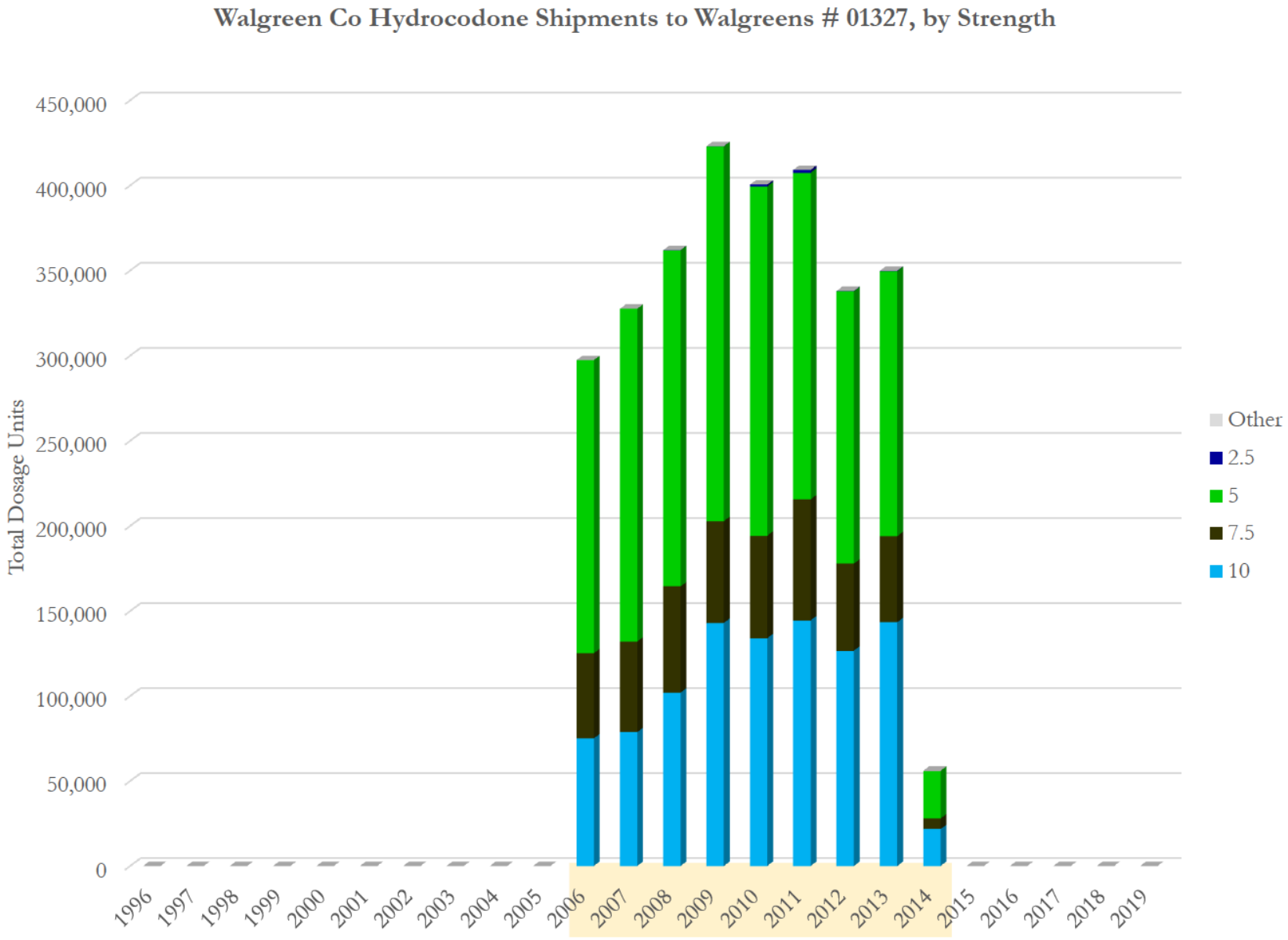

Data source: ARCOS (2006-2014) and Defendant Distribution Data (Walgreens 1/2006 - 3/2014)

Walgreens # 01327 (1/1996 to 11/2018)
DEA: AW2067141
498 Castro St
San Francisco, CA 94114

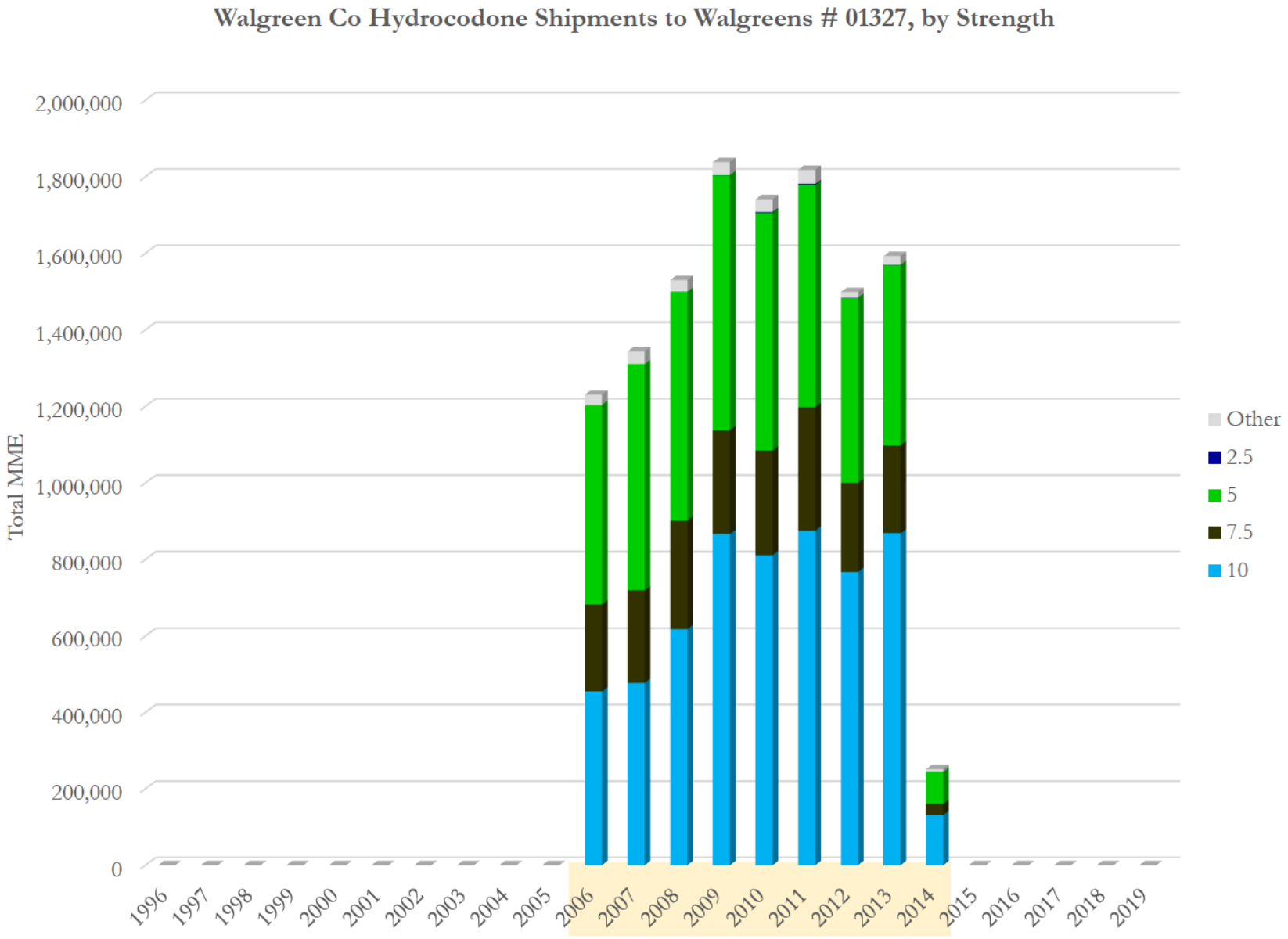

Data source: ARCOS (2006-2014) and Defendant Distribution Data (Walgreens 1/2006 - 3/2014)

Walgreens # 01327 (1/1996 to 11/2018)
DEA: AW2067141
498 Castro St
San Francisco, CA 94114

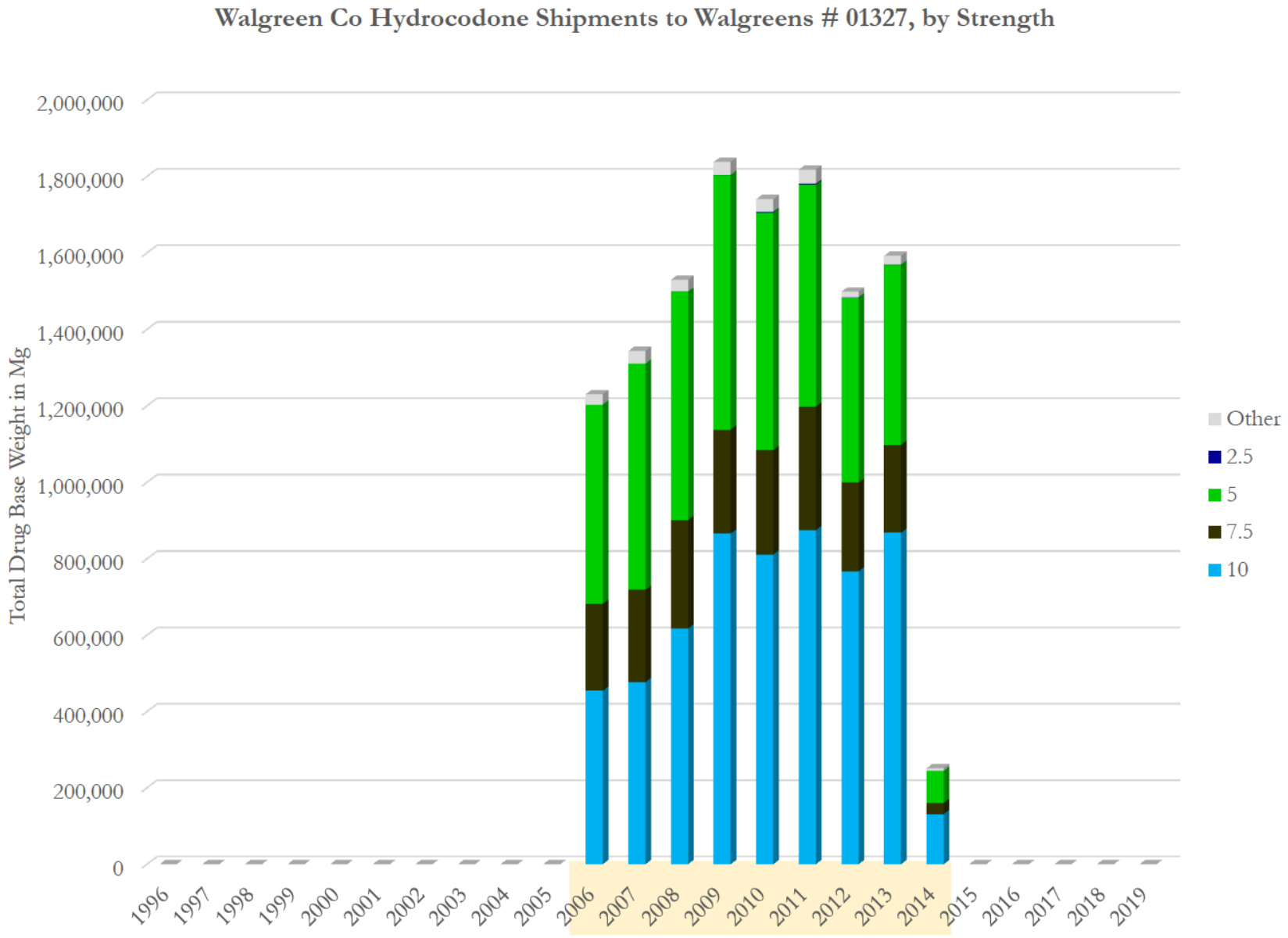

Data source: ARCOS (2006-2014) and Defendant Distribution Data (Walgreens 1/2006 - 3/2014)

Walgreens # 01327 (1/1996 to 11/2018)
DEA: AW2067141
498 Castro St
San Francisco, CA 94114

Walgreen Co Hydrocodone Shipments to Walgreens # 01327, by Strength
(Total Dosage Units)

Strength Year\	10	7.5	5	2.5	Other	Total	Avg. Str
1996	0	0	0	0	0	**0**	
1997	0	0	0	0	0	**0**	
1998	0	0	0	0	0	**0**	
1999	0	0	0	0	0	**0**	
2000	0	0	0	0	0	**0**	
2001	0	0	0	0	0	**0**	
2002	0	0	0	0	0	**0**	
2003	0	0	0	0	0	**0**	
2004	0	0	0	0	0	**0**	
2005	0	0	0	0	0	**0**	
2006	75,100	50,100	172,200	0	0	**297,400**	6.68
2007	78,800	53,300	195,500	0	0	**327,600**	6.61
2008	102,000	62,500	197,400	100	0	**362,000**	6.84
2009	143,060	59,800	220,100	100	0	**423,060**	7.04
2010	134,000	60,200	205,200	1,100	0	**400,500**	7.04
2011	144,500	71,100	191,800	1,700	0	**409,100**	7.19
2012	126,700	51,200	159,900	200	0	**338,000**	7.25
2013	143,400	50,600	155,720	200	0	**349,920**	7.41
2014	21,700	6,300	28,000	0	0	**56,000**	7.22
2015	0	0	0	0	0	**0**	
2016	0	0	0	0	0	**0**	
2017	0	0	0	0	0	**0**	
2018	0	0	0	0	0	**0**	
2019	0	0	0	0	0	**0**	
Total	**969,260**	**465,100**	**1,525,820**	**3,400**	**0**	**2,963,580**	7.02

Data source: ARCOS (2006-2014) and Defendant Distribution Data (Walgreens 1/2006 - 3/2014)

Walgreens # 01327 (1/1996 to 11/2018)
DEA: AW2067141
498 Castro St
San Francisco, CA 94114

Walgreen Co Hydrocodone Shipments to Walgreens # 01327, by Strength (Total MME)

Strength Year\	10	7.5	5	2.5	Other	Total	Avg. Str
1996	0	0	0	0	0	**0**	
1997	0	0	0	0	0	**0**	
1998	0	0	0	0	0	**0**	
1999	0	0	0	0	0	**0**	
2000	0	0	0	0	0	**0**	
2001	0	0	0	0	0	**0**	
2002	0	0	0	0	0	**0**	
2003	0	0	0	0	0	**0**	
2004	0	0	0	0	0	**0**	
2005	0	0	0	0	0	**0**	
2006	454,655	227,479	521,249	0	27,214	**1,230,598**	6.68
2007	477,055	242,009	591,779	0	32,800	**1,343,642**	6.61
2008	617,508	283,781	597,530	151	31,080	**1,530,051**	6.84
2009	866,085	271,522	666,243	151	33,945	**1,837,946**	7.04
2010	811,236	273,338	621,140	1,665	33,516	**1,740,895**	7.04
2011	874,803	322,830	580,579	2,573	36,805	**1,817,589**	7.19
2012	767,042	232,474	484,017	303	14,753	**1,498,588**	7.25
2013	868,144	229,749	471,364	303	22,630	**1,592,190**	7.41
2014	131,372	28,605	84,756	0	6,589	**251,322**	7.22
2015	0	0	0	0	0	**0**	
2016	0	0	0	0	0	**0**	
2017	0	0	0	0	0	**0**	
2018	0	0	0	0	0	**0**	
2019	0	0	0	0	0	**0**	
Total	**5,867,900**	**2,111,787**	**4,618,657**	**5,146**	**239,331**	**12,842,820**	7.02

Data source: ARCOS (2006-2014) and Defendant Distribution Data (Walgreens 1/2006 - 3/2014)

Walgreens # 01327 (1/1996 to 11/2018)
DEA: AW2067141
498 Castro St
San Francisco, CA 94114

Walgreen Co Hydrocodone Shipments to Walgreens # 01327, by Strength
(Total Drug Base Weight in Milligram)

Strength Year\	10	7.5	5	2.5	Other	Total	Avg. Str
1996	0	0	0	0	0	**0**	
1997	0	0	0	0	0	**0**	
1998	0	0	0	0	0	**0**	
1999	0	0	0	0	0	**0**	
2000	0	0	0	0	0	**0**	
2001	0	0	0	0	0	**0**	
2002	0	0	0	0	0	**0**	
2003	0	0	0	0	0	**0**	
2004	0	0	0	0	0	**0**	
2005	0	0	0	0	0	**0**	
2006	454,655	227,479	521,249	0	27,214	**1,230,598**	6.68
2007	477,055	242,009	591,778	0	32,800	**1,343,642**	6.61
2008	617,508	283,781	597,530	151	31,080	**1,530,051**	6.84
2009	866,085	271,522	666,243	151	33,945	**1,837,946**	7.04
2010	811,236	273,338	621,140	1,665	33,516	**1,740,895**	7.04
2011	874,803	322,830	580,579	2,573	36,805	**1,817,589**	7.19
2012	767,042	232,474	484,017	303	14,753	**1,498,588**	7.25
2013	868,144	229,749	471,364	303	22,630	**1,592,190**	7.41
2014	131,372	28,605	84,756	0	6,589	**251,322**	7.22
2015	0	0	0	0	0	**0**	
2016	0	0	0	0	0	**0**	
2017	0	0	0	0	0	**0**	
2018	0	0	0	0	0	**0**	
2019	0	0	0	0	0	**0**	
Total	**5,867,900**	**2,111,787**	**4,618,657**	**5,146**	**239,331**	**12,842,820**	7.02

Data source: ARCOS (2006-2014) and Defendant Distribution Data (Walgreens 1/2006 - 3/2014)

Walgreens # 04318 (9/1997 to 12/2017)
DEA: BW5388776
4129 18th Street
San Francisco, CA 94114

Walgreen Co Oxycodone Shipments to Walgreens # 04318

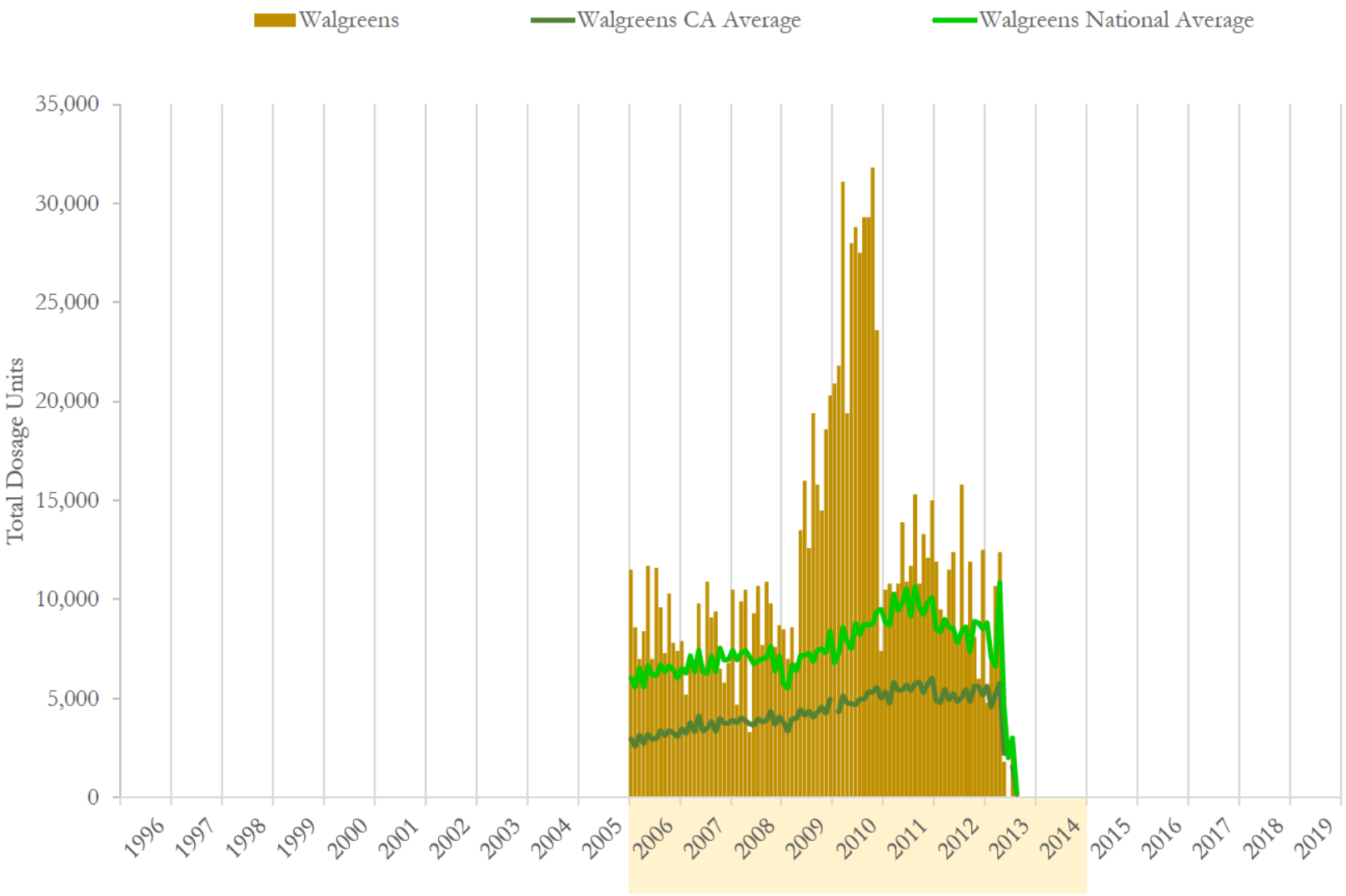

National and state averages reflect oxycodone shipped from Walgreen Co to all active pharmacies each month.
Data source: ARCOS (2006-2014) and Defendant Distribution Data (Walgreens 1/2006 - 3/2014)

Walgreens # 04318 (9/1997 to 12/2017)
DEA: BW5388776
4129 18th Street
San Francisco, CA 94114

Walgreen Co Oxycodone Shipments to Walgreens # 04318

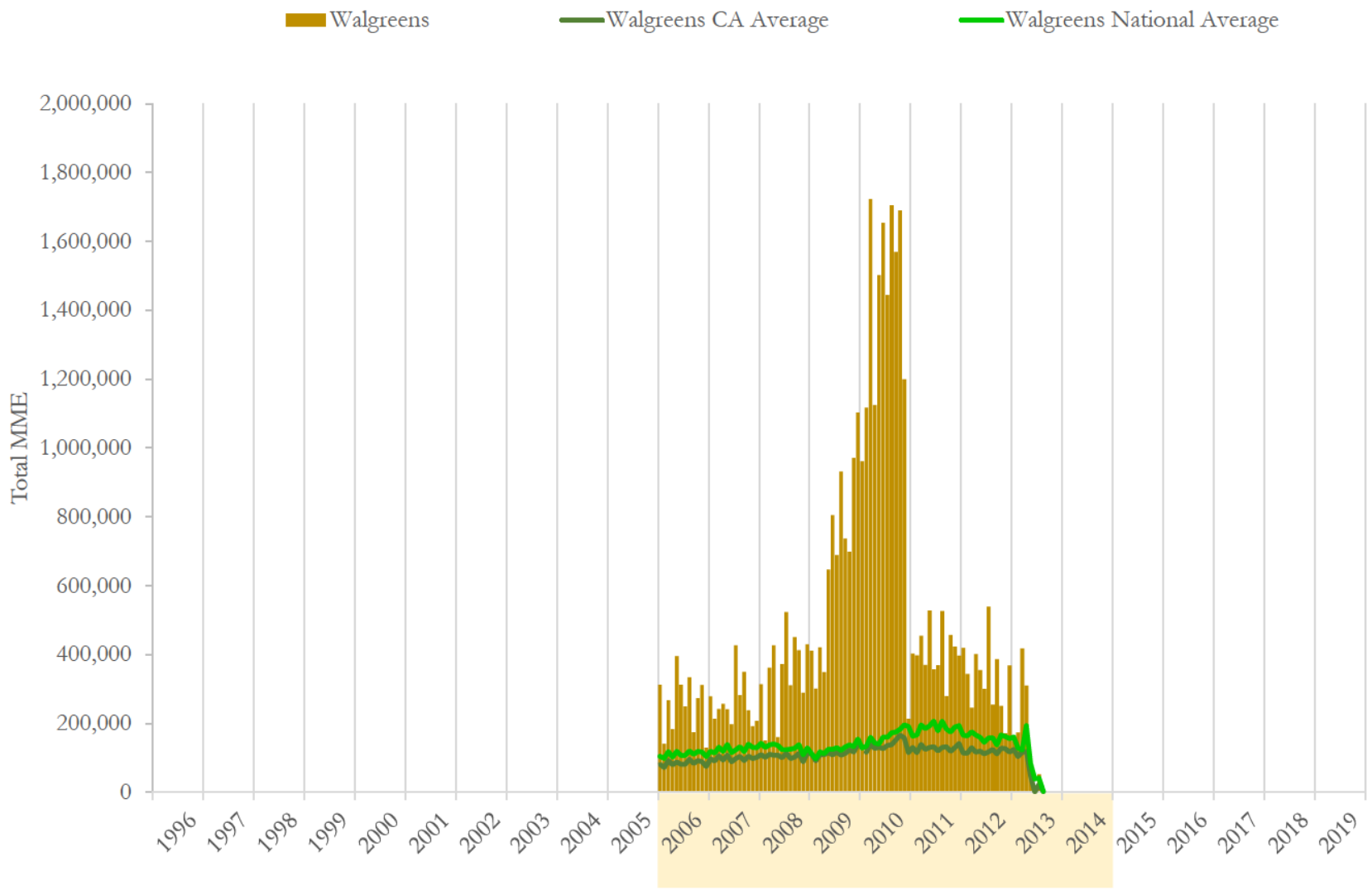

National and state averages reflect oxycodone shipped from Walgreen Co to all active pharmacies each month.
Data source: ARCOS (2006-2014) and Defendant Distribution Data (Walgreens 1/2006 - 3/2014)

Walgreens # 04318 (9/1997 to 12/2017)
DEA: BW5388776
4129 18th Street
San Francisco, CA 94114

Walgreen Co Oxycodone Shipments to Walgreens # 04318

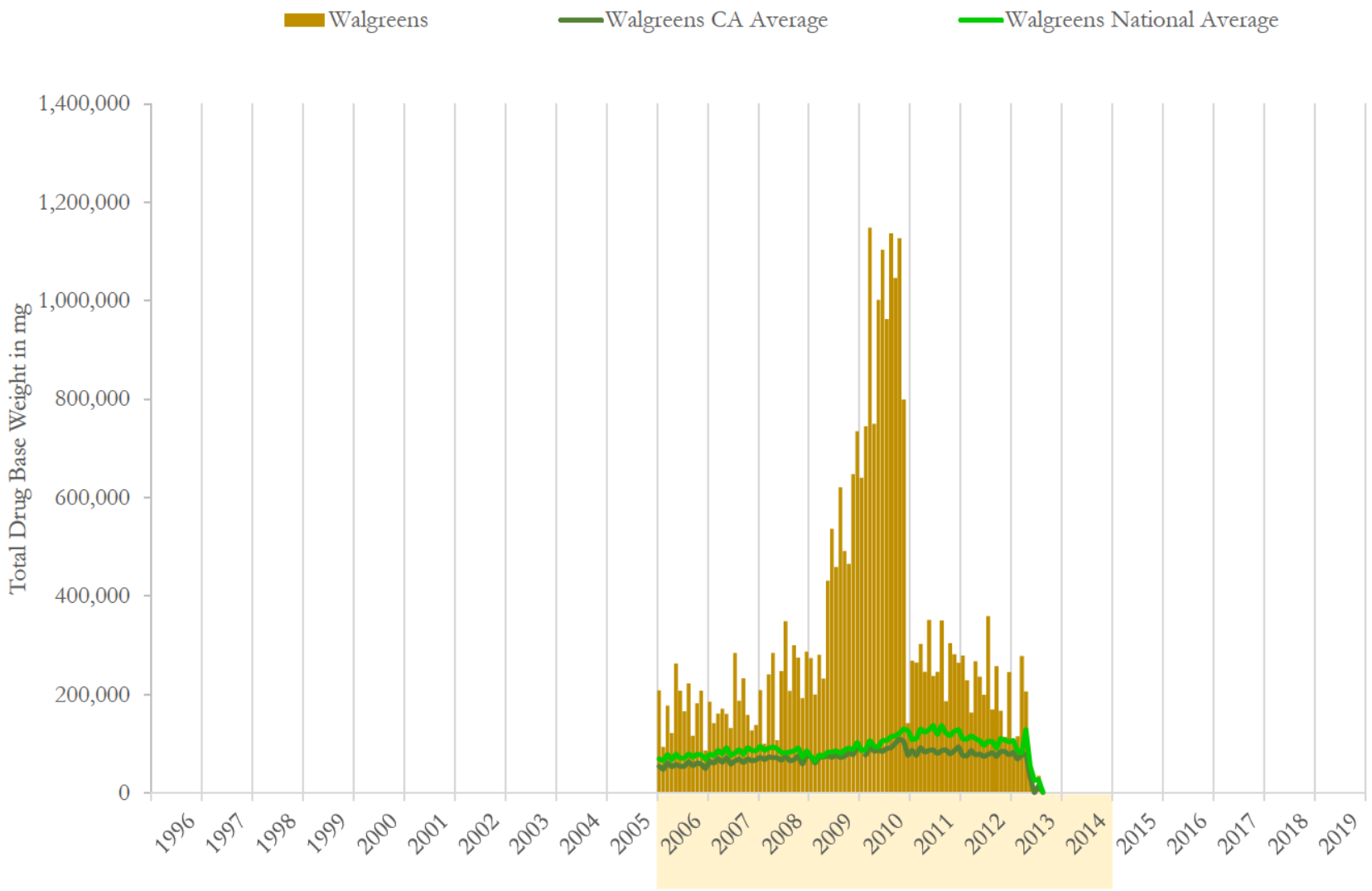

National and state averages reflect oxycodone shipped from Walgreen Co to all active pharmacies each month.
Data source: ARCOS (2006-2014) and Defendant Distribution Data (Walgreens 1/2006 - 3/2014)

Walgreens # 04318 (9/1997 to 12/2017)
DEA: BW5388776
4129 18th Street
San Francisco, CA 94114

Walgreen Co Oxycodone Shipments to Walgreens # 04318

	Dosage Units		MME		Drug Base Weight in mg	
Date	Walgreens	% Change	Walgreens	% Change	Walgreens	% Change
01/2006	11,500	n/a	312,520	n/a	208,346	n/a
02/2006	8,600	-25.2%	140,323	-55.1%	93,549	-55.1%
03/2006	7,000	-18.6%	266,933	90.2%	177,955	90.2%
04/2006	8,400	20.0%	183,221	-31.4%	122,148	-31.4%
05/2006	11,700	39.3%	395,287	115.7%	263,525	115.7%
06/2006	7,000	-40.2%	311,924	-21.1%	207,949	-21.1%
07/2006	11,600	65.7%	249,316	-20.1%	166,211	-20.1%
08/2006	9,600	-17.2%	334,034	34.0%	222,689	34.0%
09/2006	7,300	-24.0%	174,413	-47.8%	116,275	-47.8%
10/2006	10,300	41.1%	273,655	56.9%	182,437	56.9%
11/2006	7,800	-24.3%	311,644	13.9%	207,763	13.9%
12/2006	7,400	-5.1%	129,767	-58.4%	86,511	-58.4%
01/2007	7,900	6.8%	278,362	114.5%	185,575	114.5%
02/2007	5,200	-34.2%	213,142	-23.4%	142,095	-23.4%
03/2007	7,100	36.5%	241,987	13.5%	161,325	13.5%
04/2007	6,300	-11.3%	256,846	6.1%	171,231	6.1%
05/2007	9,800	55.6%	241,253	-6.1%	160,836	-6.1%
06/2007	6,700	-31.6%	198,060	-17.9%	132,040	-17.9%
07/2007	10,900	62.7%	426,399	115.3%	284,266	115.3%
08/2007	9,100	-16.5%	281,951	-33.9%	187,967	-33.9%
09/2007	9,400	3.3%	349,634	24.0%	233,089	24.0%
10/2007	6,500	-30.9%	237,959	-31.9%	158,639	-31.9%
11/2007	5,800	-10.8%	191,156	-19.7%	127,437	-19.7%
12/2007	6,800	17.2%	207,500	8.6%	138,333	8.6%

Data source: ARCOS (2006-2014) and Defendant Distribution Data (Walgreens 1/2006 - 3/2014)

Walgreens # 04318 (9/1997 to 12/2017)
DEA: BW5388776
4129 18th Street
San Francisco, CA 94114

Walgreen Co Oxycodone Shipments to Walgreens # 04318

	Dosage Units		MME		Drug Base Weight in mg	
Date	Walgreens	% Change	Walgreens	% Change	Walgreens	% Change
01/2008	10,500	54.4%	313,318	51.0%	208,879	51.0%
02/2008	4,700	-55.2%	150,712	-51.9%	100,475	-51.9%
03/2008	9,900	110.6%	361,535	139.9%	241,023	139.9%
04/2008	10,500	6.1%	426,641	18.0%	284,427	18.0%
05/2008	3,300	-68.6%	160,698	-62.3%	107,132	-62.3%
06/2008	9,300	181.8%	371,553	131.2%	247,702	131.2%
07/2008	10,700	15.1%	523,241	40.8%	348,828	40.8%
08/2008	7,700	-28.0%	310,973	-40.6%	207,316	-40.6%
09/2008	10,900	41.6%	450,760	45.0%	300,507	45.0%
10/2008	9,800	-10.1%	412,771	-8.4%	275,181	-8.4%
11/2008	7,600	-22.4%	288,987	-30.0%	192,658	-30.0%
12/2008	8,700	14.5%	430,186	48.9%	286,790	48.9%
01/2009	8,500	-2.3%	410,754	-4.5%	273,836	-4.5%
02/2009	7,000	-17.6%	300,417	-26.9%	200,278	-26.9%
03/2009	8,600	22.9%	421,108	40.2%	280,739	40.2%
04/2009	6,800	-20.9%	349,097	-17.1%	232,731	-17.1%
05/2009	13,500	98.5%	647,026	85.3%	431,351	85.3%
06/2009	16,000	18.5%	804,967	24.4%	536,645	24.4%
07/2009	12,600	-21.3%	688,848	-14.4%	459,232	-14.4%
08/2009	19,400	54.0%	931,374	35.2%	620,916	35.2%
09/2009	15,800	-18.6%	737,394	-20.8%	491,596	-20.8%
10/2009	14,500	-8.2%	698,598	-5.3%	465,732	-5.3%
11/2009	18,600	28.3%	971,447	39.1%	647,632	39.1%
12/2009	20,300	9.1%	1,102,628	13.5%	735,085	13.5%

Data source: ARCOS (2006-2014) and Defendant Distribution Data (Walgreens 1/2006 - 3/2014)

Walgreens # 04318 (9/1997 to 12/2017)
DEA: BW5388776
4129 18th Street
San Francisco, CA 94114

Walgreen Co Oxycodone Shipments to Walgreens # 04318

	Dosage Units		MME		Drug Base Weight in mg	
Date	Walgreens	% Change	Walgreens	% Change	Walgreens	% Change
01/2010	20,900	3.0%	961,093	-12.8%	640,729	-12.8%
02/2010	21,800	4.3%	1,117,622	16.3%	745,081	16.3%
03/2010	31,100	42.7%	1,722,423	54.1%	1,148,282	54.1%
04/2010	19,400	-37.6%	1,124,883	-34.7%	749,922	-34.7%
05/2010	28,000	44.3%	1,501,951	33.5%	1,001,301	33.5%
06/2010	28,800	2.9%	1,654,513	10.2%	1,103,009	10.2%
07/2010	27,500	-4.5%	1,444,194	-12.7%	962,796	-12.7%
08/2010	29,300	6.5%	1,705,479	18.1%	1,136,986	18.1%
09/2010	29,300	0.0%	1,569,525	-8.0%	1,046,350	-8.0%
10/2010	31,800	8.5%	1,690,485	7.7%	1,126,990	7.7%
11/2010	23,600	-25.8%	1,199,181	-29.1%	799,454	-29.1%
12/2010	7,400	-68.6%	212,941	-82.2%	141,961	-82.2%
01/2011	10,500	41.9%	402,954	89.2%	268,636	89.2%
02/2011	10,800	2.9%	397,844	-1.3%	265,230	-1.3%
03/2011	10,400	-3.7%	454,727	14.3%	303,151	14.3%
04/2011	10,800	3.8%	369,672	-18.7%	246,448	-18.7%
05/2011	13,900	28.7%	527,747	42.8%	351,831	42.8%
06/2011	10,900	-21.6%	357,502	-32.3%	238,335	-32.3%
07/2011	11,700	7.3%	369,067	3.2%	246,044	3.2%
08/2011	15,300	30.8%	526,335	42.6%	350,890	42.6%
09/2011	10,800	-29.4%	279,237	-46.9%	186,158	-46.9%
10/2011	13,300	23.1%	456,879	63.6%	304,586	63.6%
11/2011	12,100	-9.0%	422,789	-7.5%	281,860	-7.5%
12/2011	15,000	24.0%	397,263	-6.0%	264,842	-6.0%

Data source: ARCOS (2006-2014) and Defendant Distribution Data (Walgreens 1/2006 - 3/2014)

Walgreens # 04318 (9/1997 to 12/2017)
DEA: BW5388776
4129 18th Street
San Francisco, CA 94114

Walgreen Co Oxycodone Shipments to Walgreens # 04318

	Dosage Units		MME		Drug Base Weight in mg	
Date	Walgreens	% Change	Walgreens	% Change	Walgreens	% Change
01/2012	11,900	-20.7%	419,226	5.5%	279,484	5.5%
02/2012	9,500	-20.2%	343,876	-18.0%	229,250	-18.0%
03/2012	8,800	-7.4%	245,373	-28.6%	163,582	-28.6%
04/2012	11,500	30.7%	401,722	63.7%	267,815	63.7%
05/2012	12,400	7.8%	354,297	-11.8%	236,198	-11.8%
06/2012	8,100	-34.7%	300,215	-15.3%	200,144	-15.3%
07/2012	15,800	95.1%	539,178	79.6%	359,452	79.6%
08/2012	8,600	-45.6%	254,472	-52.8%	169,648	-52.8%
09/2012	11,900	38.4%	386,616	51.9%	257,744	51.9%
10/2012	8,100	-31.9%	250,796	-35.1%	167,197	-35.1%
11/2012	6,000	-25.9%	171,434	-31.6%	114,289	-31.6%
12/2012	12,500	108.3%	368,417	114.9%	245,612	114.9%
01/2013	4,800	-61.6%	149,851	-59.3%	99,901	-59.3%
02/2013	6,900	43.8%	173,473	15.8%	115,649	15.8%
03/2013	10,700	55.1%	417,545	140.7%	278,363	140.7%
04/2013	12,400	15.9%	309,965	-25.8%	206,643	-25.8%
05/2013	1,800	-85.5%	62,531	-79.8%	41,687	-79.8%
06/2013	0	-100.0%	0	-100.0%	0	-100.0%
07/2013	3,000	n/a	52,401	n/a	34,934	n/a
08/2013	0	-100.0%	0	-100.0%	0	-100.0%
09/2013	0	n/a	0	n/a	0	n/a
10/2013	0	n/a	0	n/a	0	n/a
11/2013	0	n/a	0	n/a	0	n/a
12/2013	0	n/a	0	n/a	0	n/a

Data source: ARCOS (2006-2014) and Defendant Distribution Data (Walgreens 1/2006 - 3/2014)

Walgreens # 04318 (9/1997 to 12/2017)
DEA: BW5388776
4129 18th Street
San Francisco, CA 94114

Walgreen Co Oxycodone Shipments to Walgreens # 04318

	Dosage Units		MME		Drug Base Weight in mg	
Date	Walgreens	% Change	Walgreens	% Change	Walgreens	% Change
1996	0		0		0	
1997	0	n/a	0	n/a	0	n/a
1998	0	n/a	0	n/a	0	n/a
1999	0	n/a	0	n/a	0	n/a
2000	0	n/a	0	n/a	0	n/a
2001	0	n/a	0	n/a	0	n/a
2002	0	n/a	0	n/a	0	n/a
2003	0	n/a	0	n/a	0	n/a
2004	0	n/a	0	n/a	0	n/a
2005	0	n/a	0	n/a	0	n/a
2006	108,200	n/a	3,083,035	n/a	2,055,357	n/a
2007	91,500	-15.4%	3,124,250	1.3%	2,082,833	1.3%
2008	103,600	13.2%	4,201,375	34.5%	2,800,917	34.5%
2009	161,600	56.0%	8,063,659	91.9%	5,375,773	91.9%
2010	298,900	85.0%	15,904,291	97.2%	10,602,861	97.2%
2011	145,500	-51.3%	4,962,017	-68.8%	3,308,011	-68.8%
2012	125,100	-14.0%	4,035,621	-18.7%	2,690,414	-18.7%
2013	39,600	-68.3%	1,165,766	-71.1%	777,177	-71.1%
2014	0	-100.0%	0	-100.0%	0	-100.0%
2015	0	n/a	0	n/a	0	n/a
2016	0	n/a	0	n/a	0	n/a
2017	0	n/a	0	n/a	0	n/a
2018	0	n/a	0	n/a	0	n/a
2019	0	n/a	0	n/a	0	n/a
Total	**1,074,000**		**44,540,013**		**29,693,342**	

Data source: ARCOS (2006-2014) and Defendant Distribution Data (Walgreens 1/2006 - 3/2014)

Walgreens # 04318 (9/1997 to 12/2017)
DEA: BW5388776
4129 18th Street
San Francisco, CA 94114

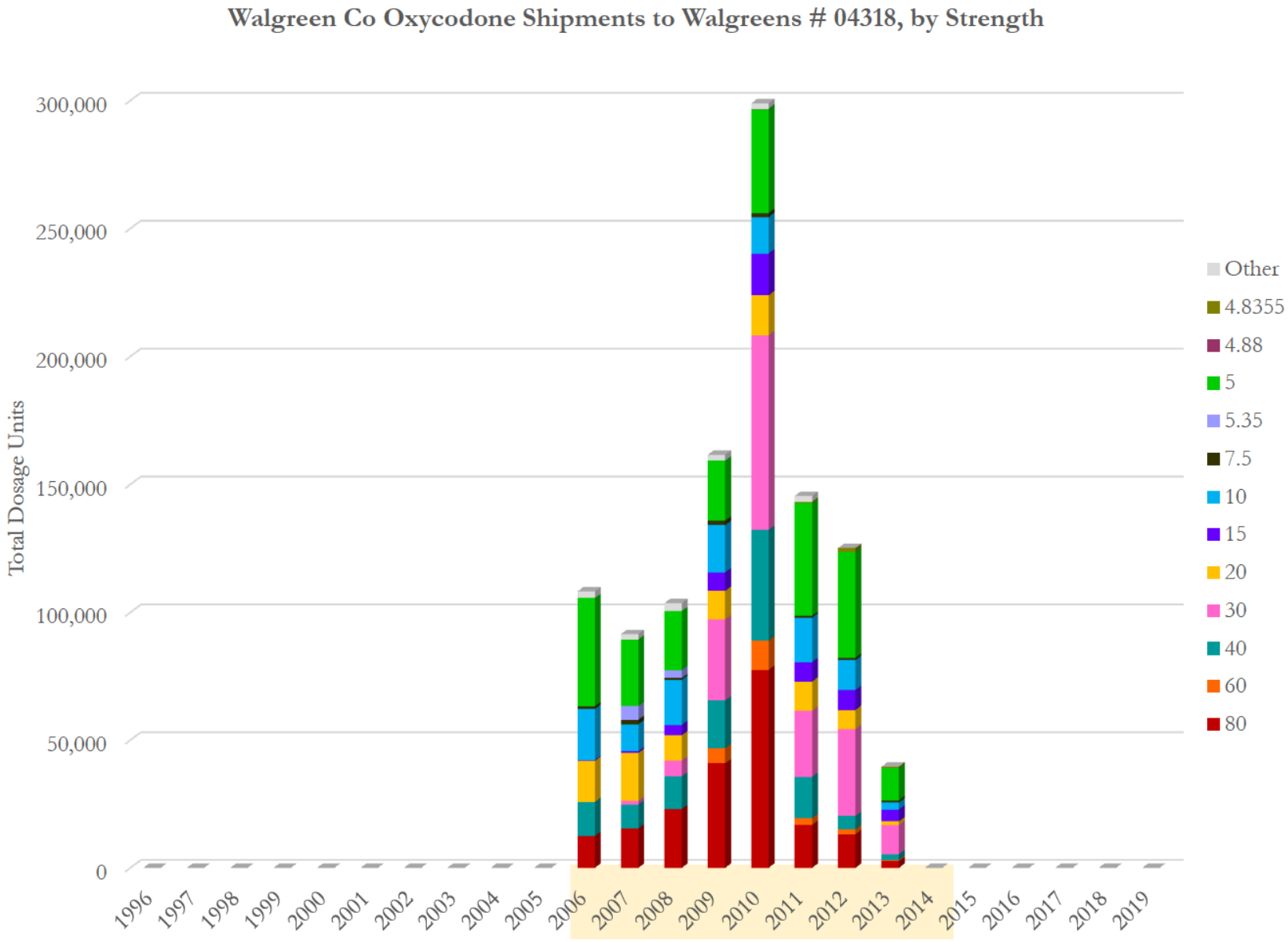

Data source: ARCOS (2006-2014) and Defendant Distribution Data (Walgreens 1/2006 - 3/2014)

Walgreens # 04318 (9/1997 to 12/2017)
DEA: BW5388776
4129 18th Street
San Francisco, CA 94114

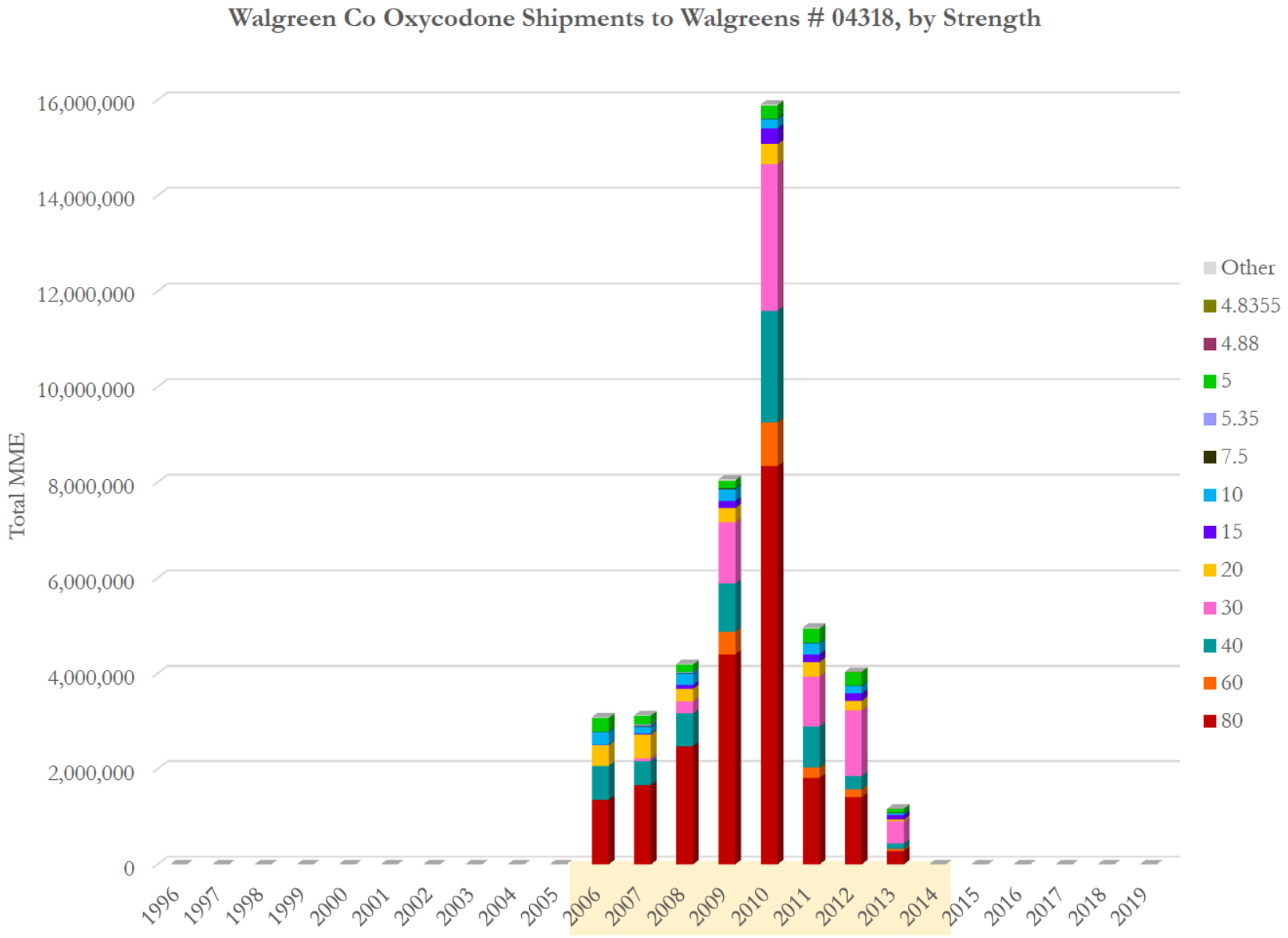

Data source: ARCOS (2006-2014) and Defendant Distribution Data (Walgreens 1/2006 - 3/2014)

Walgreens # 04318 (9/1997 to 12/2017)
DEA: BW5388776
4129 18th Street
San Francisco, CA 94114

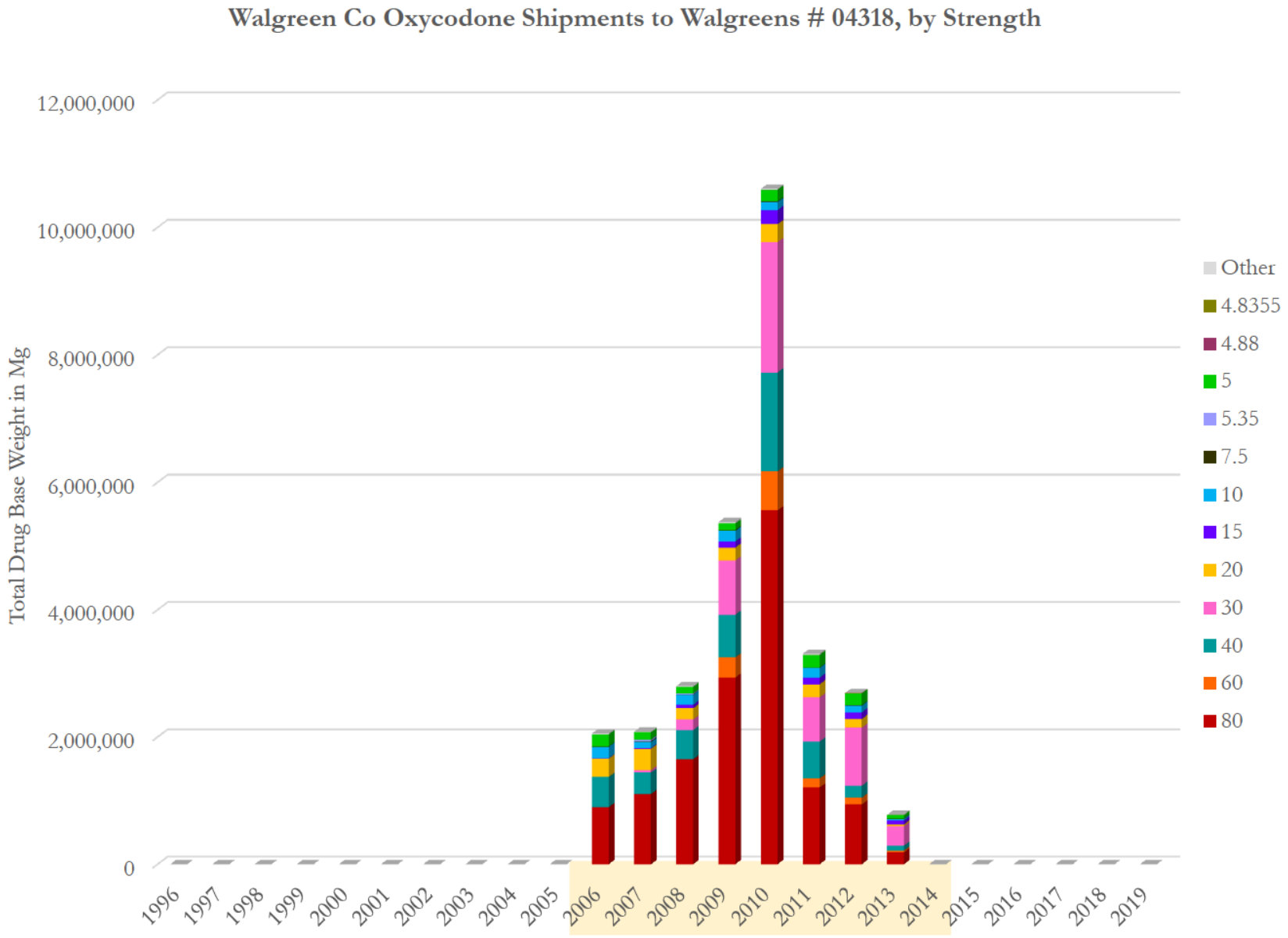

Data source: ARCOS (2006-2014) and Defendant Distribution Data (Walgreens 1/2006 - 3/2014)

Walgreens # 04318 (9/1997 to 12/2017)
DEA: BW5388776
4129 18th Street
San Francisco, CA 94114

Walgreen Co Oxycodone Shipments to Walgreens # 04318, by Strength
(Total Dosage Units)

Strength Year\	80	60	40	30	20	15	10	7.5	5.35	5	4.88	4.8355	Other	Total	Avg. Str
1996	0	0	0	0	0	0	0	0	0	0	0	0	0	**0**	
1997	0	0	0	0	0	0	0	0	0	0	0	0	0	**0**	
1998	0	0	0	0	0	0	0	0	0	0	0	0	0	**0**	
1999	0	0	0	0	0	0	0	0	0	0	0	0	0	**0**	
2000	0	0	0	0	0	0	0	0	0	0	0	0	0	**0**	
2001	0	0	0	0	0	0	0	0	0	0	0	0	0	**0**	
2002	0	0	0	0	0	0	0	0	0	0	0	0	0	**0**	
2003	0	0	0	0	0	0	0	0	0	0	0	0	0	**0**	
2004	0	0	0	0	0	0	0	0	0	0	0	0	0	**0**	
2005	0	0	0	0	0	0	0	0	0	0	0	0	0	**0**	
2006	12,500	0	13,300	0	16,100	300	20,000	1,000	0	42,400	0	0	2,600	**108,200**	21 57
2007	15,400	0	9,400	1,400	18,800	700	10,500	1,800	5,300	26,100	0	0	2,100	**91,500**	25 88
2008	23,000	0	12,800	6,200	9,900	4,000	17,700	700	3,100	23,100	0	0	3,100	**103,600**	30 95
2009	40,900	5,900	18,700	31,700	11,200	7,200	18,500	1,700	0	23,500	0	0	2,300	**161,600**	37 49
2010	77,500	11,400	43,300	76,000	15,700	16,300	14,300	1,500	0	40,700	100	0	2,100	**298,900**	39 80
2011	16,800	2,700	16,100	25,900	11,400	7,600	17,400	700	0	44,100	0	500	2,300	**145,500**	25 64
2012	13,100	2,000	5,200	34,000	7,500	7,800	11,700	900	0	41,500	0	1,400	0	**125,100**	23 99
2013	2,600	500	2,200	11,400	1,500	4,600	2,800	800	0	12,600	0	600	0	**39,600**	21 89
2014	0	0	0	0	0	0	0	0	0	0	0	0	0	**0**	
2015	0	0	0	0	0	0	0	0	0	0	0	0	0	**0**	
2016	0	0	0	0	0	0	0	0	0	0	0	0	0	**0**	
2017	0	0	0	0	0	0	0	0	0	0	0	0	0	**0**	
2018	0	0	0	0	0	0	0	0	0	0	0	0	0	**0**	
2019	0	0	0	0	0	0	0	0	0	0	0	0	0	**0**	
Total	**201,800**	**22,500**	**121,000**	**186,600**	**92,100**	**48,500**	**112,900**	**9,100**	**8,400**	**254,000**	**100**	**2,500**	**14,500**	**1,074,000**	31 17

Data source: ARCOS (2006-2014) and Defendant Distribution Data (Walgreens 1/2006 - 3/2014)

Walgreens # 04318 (9/1997 to 12/2017)
DEA: BW5388776
4129 18th Street
San Francisco, CA 94114

Walgreen Co Oxycodone Shipments to Walgreens # 04318, by Strength
(Total MME)

Strength Year\	80	60	40	30	20	15	10	7.5	5.35	5	4.88	4.8355	Other	Total	Avg. Str
1996	0	0	0	0	0	0	0	0	0	0	0	0	0	**0**	
1997	0	0	0	0	0	0	0	0	0	0	0	0	0	**0**	
1998	0	0	0	0	0	0	0	0	0	0	0	0	0	**0**	
1999	0	0	0	0	0	0	0	0	0	0	0	0	0	**0**	
2000	0	0	0	0	0	0	0	0	0	0	0	0	0	**0**	
2001	0	0	0	0	0	0	0	0	0	0	0	0	0	**0**	
2002	0	0	0	0	0	0	0	0	0	0	0	0	0	**0**	
2003	0	0	0	0	0	0	0	0	0	0	0	0	0	**0**	
2004	0	0	0	0	0	0	0	0	0	0	0	0	0	**0**	
2005	0	0	0	0	0	0	0	0	0	0	0	0	0	**0**	
2006	1,344,750	0	715,407	0	433,010	6,051	268,950	10,086	0	285,071	0	0	19,710	**3,083,035**	21 57
2007	1,656,732	0	505,626	56,480	505,626	14,120	141,199	18,154	38,126	175,479	0	0	12,708	**3,124,250**	25 88
2008	2,474,340	0	688,512	250,124	266,261	80,685	238,021	7,060	22,300	155,314	0	0	18,759	**4,201,375**	30 95
2009	4,400,022	476,042	1,005,873	1,278,857	301,224	145,233	248,779	17,146	0	158,008	0	0	32,476	**8,063,659**	37 49
2010	8,337,450	919,809	2,329,107	3,066,030	422,252	328,791	192,299	15,128	0	273,657	605	0	19,163	**15,904,291**	39 80
2011	1,807,344	217,850	866,019	1,044,871	306,603	153,302	233,987	7,060	0	296,517	0	3,251	25,214	**4,962,017**	25 64
2012	1,409,298	161,370	279,708	1,371,645	201,713	157,336	157,336	9,077	0	279,036	0	9,104	0	**4,035,621**	23 99
2013	279,708	40,343	118,338	459,905	40,343	92,788	37,653	8,069	0	84,719	0	3,902	0	**1,165,766**	21 89
2014	0	0	0	0	0	0	0	0	0	0	0	0	0	**0**	
2015	0	0	0	0	0	0	0	0	0	0	0	0	0	**0**	
2016	0	0	0	0	0	0	0	0	0	0	0	0	0	**0**	
2017	0	0	0	0	0	0	0	0	0	0	0	0	0	**0**	
2018	0	0	0	0	0	0	0	0	0	0	0	0	0	**0**	
2019	0	0	0	0	0	0	0	0	0	0	0	0	0	**0**	
Total	**21,709,644**	**1,815,413**	**6,508,590**	**7,527,911**	**2,477,030**	**978,306**	**1,518,223**	**91,779**	**60,426**	**1,707,801**	**605**	**16,256**	**128,030**	**44,540,013**	31 17

Data source: ARCOS (2006-2014) and Defendant Distribution Data (Walgreens 1/2006 - 3/2014)

Walgreens # 04318 (9/1997 to 12/2017)
DEA: BW5388776
4129 18th Street
San Francisco, CA 94114

Walgreen Co Oxycodone Shipments to Walgreens # 04318, by Strength
(Total Drug Base Weight in Milligram)

Strength Year\	80	60	40	30	20	15	10	7.5	5.35	5	4.88	4.8355	Other	Total	Avg. Str
1996	0	0	0	0	0	0	0	0	0	0	0	0	0	**0**	
1997	0	0	0	0	0	0	0	0	0	0	0	0	0	**0**	
1998	0	0	0	0	0	0	0	0	0	0	0	0	0	**0**	
1999	0	0	0	0	0	0	0	0	0	0	0	0	0	**0**	
2000	0	0	0	0	0	0	0	0	0	0	0	0	0	**0**	
2001	0	0	0	0	0	0	0	0	0	0	0	0	0	**0**	
2002	0	0	0	0	0	0	0	0	0	0	0	0	0	**0**	
2003	0	0	0	0	0	0	0	0	0	0	0	0	0	**0**	
2004	0	0	0	0	0	0	0	0	0	0	0	0	0	**0**	
2005	0	0	0	0	0	0	0	0	0	0	0	0	0	**0**	
2006	896,500	0	476,938	0	288,673	4,034	179,300	6,724	0	190,048	0	0	13,140	**2,055,357**	21 57
2007	1,104,488	0	337,084	37,653	337,084	9,413	94,133	12,103	25,417	116,986	0	0	8,472	**2,082,833**	25 88
2008	1,649,560	0	459,008	166,749	177,507	53,790	158,681	4,707	14,867	103,542	0	0	12,506	**2,800,917**	30 95
2009	2,933,348	317,361	670,582	852,572	200,816	96,822	165,853	11,430	0	105,339	0	0	21,650	**5,375,773**	37 49
2010	5,558,300	613,206	1,552,738	2,044,020	281,501	219,194	128,200	10,086	0	182,438	403	0	12,775	**10,602,861**	39 80
2011	1,204,896	145,233	577,346	696,581	204,402	102,201	155,991	4,707	0	197,678	0	2,168	16,809	**3,308,011**	25 64
2012	939,532	107,580	186,472	914,430	134,475	104,891	104,891	6,051	0	186,024	0	6,069	0	**2,690,414**	23 99
2013	186,472	26,895	78,892	306,603	26,895	61,859	25,102	5,379	0	56,480	0	2,601	0	**777,177**	21 89
2014	0	0	0	0	0	0	0	0	0	0	0	0	0	**0**	
2015	0	0	0	0	0	0	0	0	0	0	0	0	0	**0**	
2016	0	0	0	0	0	0	0	0	0	0	0	0	0	**0**	
2017	0	0	0	0	0	0	0	0	0	0	0	0	0	**0**	
2018	0	0	0	0	0	0	0	0	0	0	0	0	0	**0**	
2019	0	0	0	0	0	0	0	0	0	0	0	0	0	**0**	
Total	**14,473,096**	**1,210,275**	**4,339,060**	**5,018,607**	**1,651,353**	**652,204**	**1,012,149**	**61,186**	**40,284**	**1,138,534**	**403**	**10,838**	**85,353**	**29,693,342**	31 17

Data source: ARCOS (2006-2014) and Defendant Distribution Data (Walgreens 1/2006 - 3/2014)

Walgreens # 04318 (9/1997 to 12/2017)
DEA: BW5388776
4129 18th Street
San Francisco, CA 94114

Walgreen Co Hydrocodone Shipments to Walgreens # 04318

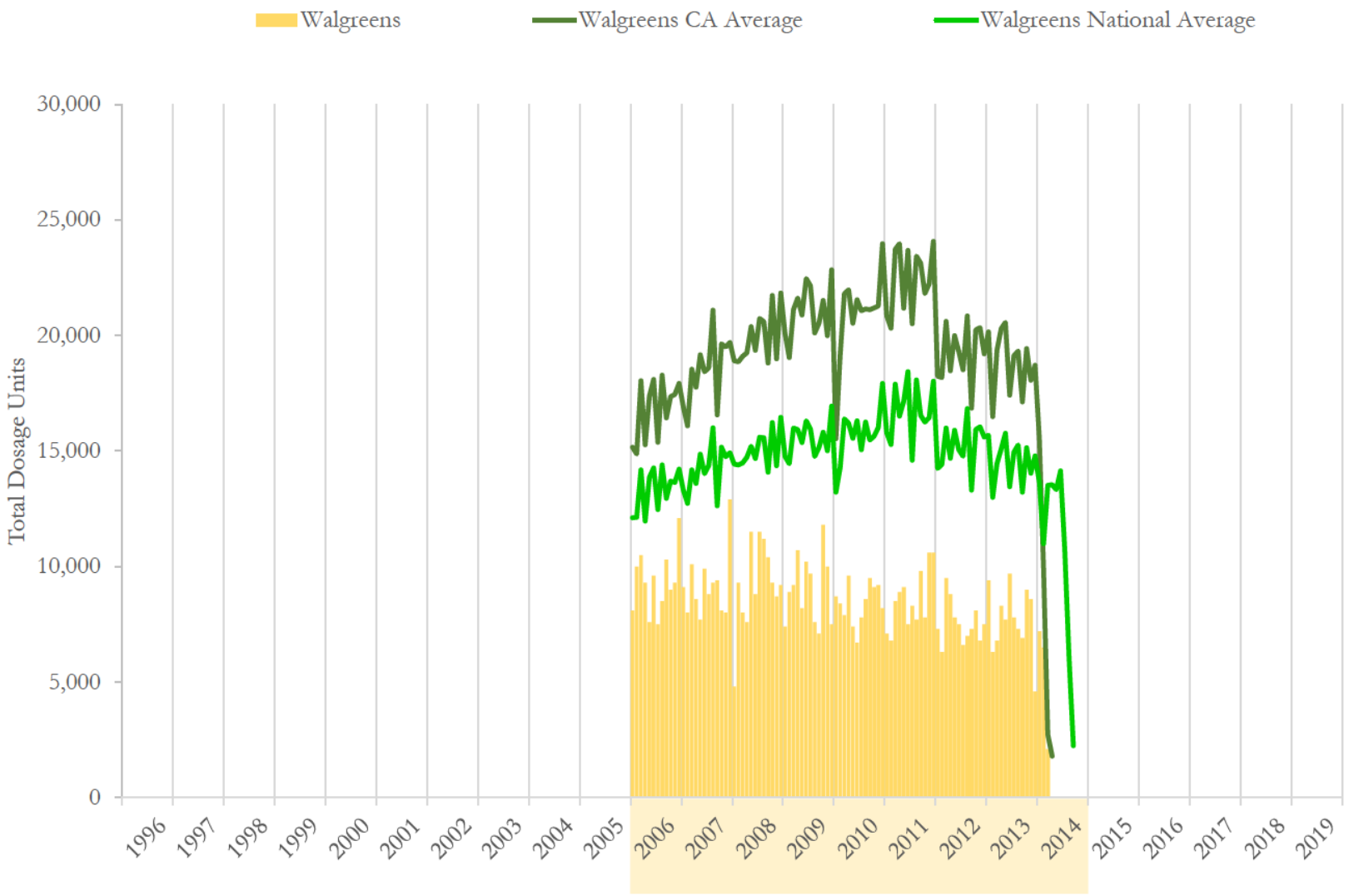

National and state averages reflect hydrocodone shipped from Walgreen Co to all active pharmacies each month.
Data source: ARCOS (2006-2014) and Defendant Distribution Data (Walgreens 1/2006 - 3/2014)

Walgreens # 04318 (9/1997 to 12/2017)
DEA: BW5388776
4129 18th Street
San Francisco, CA 94114

Walgreen Co Hydrocodone Shipments to Walgreens # 04318

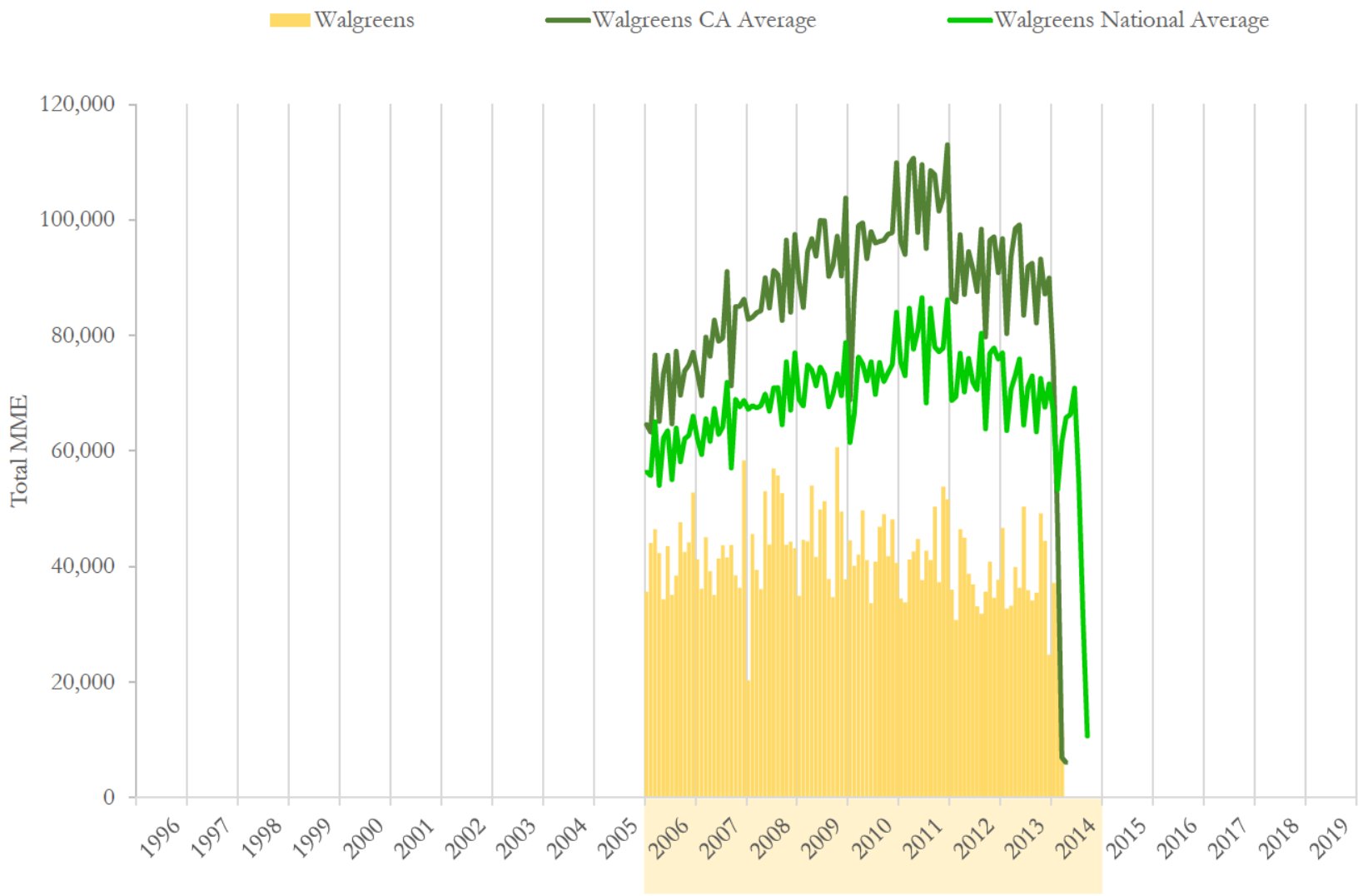

National and state averages reflect hydrocodone shipped from Walgreen Co to all active pharmacies each month.
Data source: ARCOS (2006-2014) and Defendant Distribution Data (Walgreens 1/2006 - 3/2014)

Walgreens # 04318 (9/1997 to 12/2017)
DEA: BW5388776
4129 18th Street
San Francisco, CA 94114

Walgreen Co Hydrocodone Shipments to Walgreens # 04318

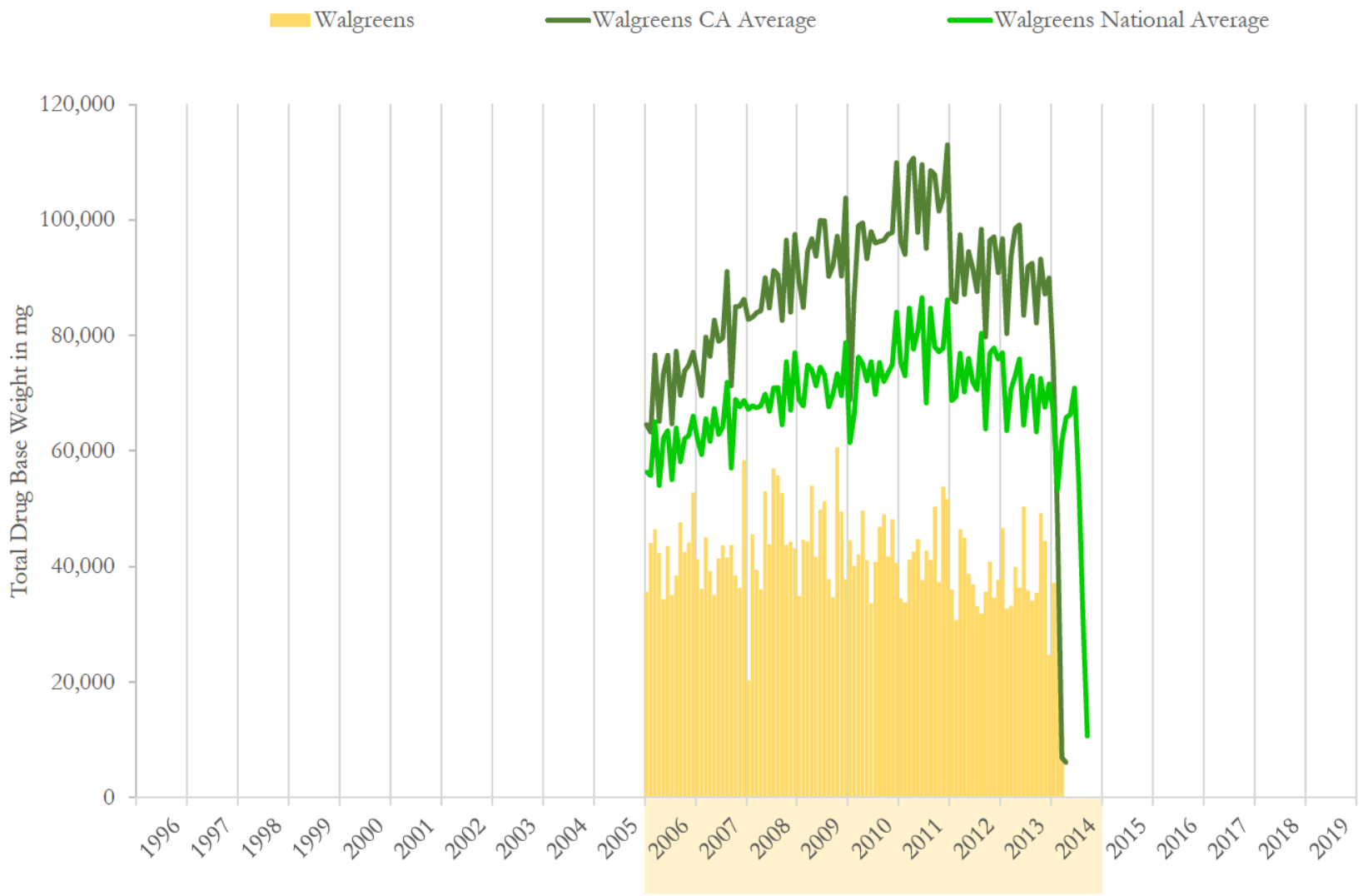

National and state averages reflect hydrocodone shipped from Walgreen Co to all active pharmacies each month.
Data source: ARCOS (2006-2014) and Defendant Distribution Data (Walgreens 1/2006 - 3/2014)

Walgreens # 04318 (9/1997 to 12/2017)
DEA: BW5388776
4129 18th Street
San Francisco, CA 94114

Walgreen Co Hydrocodone Shipments to Walgreens # 04318

	Dosage Units		MME		Drug Base Weight in mg	
Date	Walgreens	% Change	Walgreens	% Change	Walgreens	% Change
01/2006	8,100	n/a	35,654	n/a	35,654	n/a
02/2006	10,000	23.5%	44,097	23.7%	44,097	23.7%
03/2006	10,500	5.0%	46,448	5.3%	46,448	5.3%
04/2006	9,300	-11.4%	42,329	-8.9%	42,329	-8.9%
05/2006	7,600	-18.3%	34,308	-19.0%	34,308	-19.0%
06/2006	9,600	26.3%	43,540	26.9%	43,540	26.9%
07/2006	7,500	-21.9%	35,097	-19.4%	35,097	-19.4%
08/2006	8,500	13.3%	38,410	9.4%	38,410	9.4%
09/2006	10,300	21.2%	47,659	24.1%	47,659	24.1%
10/2006	9,000	-12.6%	42,481	-10.9%	42,481	-10.9%
11/2006	9,300	3.3%	44,162	4.0%	44,162	4.0%
12/2006	12,100	30.1%	52,821	19.6%	52,821	19.6%
01/2007	9,100	-24.8%	41,254	-21.9%	41,254	-21.9%
02/2007	8,000	-12.1%	36,124	-12.4%	36,124	-12.4%
03/2007	10,100	26.3%	45,037	24.7%	45,037	24.7%
04/2007	8,600	-14.9%	39,167	-13.0%	39,167	-13.0%
05/2007	7,700	-10.5%	35,097	-10.4%	35,097	-10.4%
06/2007	9,900	28.6%	41,397	17.9%	41,397	17.9%
07/2007	8,800	-11.1%	43,643	5.4%	43,643	5.4%
08/2007	9,300	5.7%	41,540	-4.8%	41,540	-4.8%
09/2007	9,400	1.1%	43,691	5.2%	43,691	5.2%
10/2007	8,100	-13.8%	38,435	-12.0%	38,435	-12.0%
11/2007	8,000	-1.2%	36,300	-5.6%	36,300	-5.6%
12/2007	12,900	61.3%	58,389	60.9%	58,389	60.9%

Data source: ARCOS (2006-2014) and Defendant Distribution Data (Walgreens 1/2006 - 3/2014)

Walgreens # 04318 (9/1997 to 12/2017)
DEA: BW5388776
4129 18th Street
San Francisco, CA 94114

Walgreen Co Hydrocodone Shipments to Walgreens # 04318

	Dosage Units		MME		Drug Base Weight in mg	
Date	Walgreens	% Change	Walgreens	% Change	Walgreens	% Change
01/2008	4,800	-62.8%	20,265	-65.3%	20,265	-65.3%
02/2008	9,300	93.8%	45,610	125.1%	45,610	125.1%
03/2008	8,000	-14.0%	39,389	-13.6%	39,389	-13.6%
04/2008	7,600	-5.0%	36,075	-8.4%	36,075	-8.4%
05/2008	11,500	51.3%	53,043	47.0%	53,043	47.0%
06/2008	8,800	-23.5%	43,778	-17.5%	43,778	-17.5%
07/2008	11,500	30.7%	56,962	30.1%	56,962	30.1%
08/2008	11,200	-2.6%	55,751	-2.1%	55,751	-2.1%
09/2008	10,400	-7.1%	52,699	-5.5%	52,699	-5.5%
10/2008	9,300	-10.6%	43,753	-17.0%	43,753	-17.0%
11/2008	8,700	-6.5%	44,326	1.3%	44,326	1.3%
12/2008	9,200	5.7%	43,189	-2.6%	43,189	-2.6%
01/2009	7,400	-19.6%	34,913	-19.2%	34,913	-19.2%
02/2009	8,900	20.3%	44,621	27.8%	44,621	27.8%
03/2009	9,200	3.4%	44,335	-0.6%	44,335	-0.6%
04/2009	10,700	16.3%	54,021	21.8%	54,021	21.8%
05/2009	8,200	-23.4%	41,626	-22.9%	41,626	-22.9%
06/2009	10,200	24.4%	49,864	19.8%	49,864	19.8%
07/2009	9,700	-4.9%	51,280	2.8%	51,280	2.8%
08/2009	7,600	-21.6%	37,843	-26.2%	37,843	-26.2%
09/2009	7,100	-6.6%	34,672	-8.4%	34,672	-8.4%
10/2009	11,800	66.2%	60,656	74.9%	60,656	74.9%
11/2009	10,000	-15.3%	49,513	-18.4%	49,513	-18.4%
12/2009	7,500	-25.0%	37,778	-23.7%	37,778	-23.7%

Data source: ARCOS (2006-2014) and Defendant Distribution Data (Walgreens 1/2006 - 3/2014)

Walgreens # 04318 (9/1997 to 12/2017)
DEA: BW5388776
4129 18th Street
San Francisco, CA 94114

Walgreen Co Hydrocodone Shipments to Walgreens # 04318

	Dosage Units		MME		Drug Base Weight in mg	
Date	Walgreens	% Change	Walgreens	% Change	Walgreens	% Change
01/2010	8,700	16.0%	44,535	17.9%	44,535	17.9%
02/2010	8,400	-3.4%	40,145	-9.9%	40,145	-9.9%
03/2010	7,900	-6.0%	42,048	4.7%	42,048	4.7%
04/2010	9,600	21.5%	49,686	18.2%	49,686	18.2%
05/2010	7,400	-22.9%	41,107	-17.3%	41,107	-17.3%
06/2010	6,700	-9.5%	33,675	-18.1%	33,675	-18.1%
07/2010	7,800	16.4%	40,821	21.2%	40,821	21.2%
08/2010	8,600	10.3%	46,875	14.8%	46,875	14.8%
09/2010	9,500	10.5%	49,072	4.7%	49,072	4.7%
10/2010	9,100	-4.2%	41,764	-14.9%	41,764	-14.9%
11/2010	9,200	1.1%	48,151	15.3%	48,151	15.3%
12/2010	8,200	-10.9%	40,591	-15.7%	40,591	-15.7%
01/2011	7,100	-13.4%	34,497	-15.0%	34,497	-15.0%
02/2011	6,800	-4.2%	33,772	-2.1%	33,772	-2.1%
03/2011	8,500	25.0%	41,205	22.0%	41,205	22.0%
04/2011	8,900	4.7%	42,575	3.3%	42,575	3.3%
05/2011	9,100	2.2%	44,735	5.1%	44,735	5.1%
06/2011	7,500	-17.6%	37,675	-15.8%	37,675	-15.8%
07/2011	8,300	10.7%	42,702	13.3%	42,702	13.3%
08/2011	7,700	-7.2%	41,107	-3.7%	41,107	-3.7%
09/2011	9,800	27.3%	50,340	22.5%	50,340	22.5%
10/2011	7,800	-20.4%	37,286	-25.9%	37,286	-25.9%
11/2011	10,600	35.9%	53,837	44.4%	53,837	44.4%
12/2011	10,600	0.0%	51,648	-4.1%	51,648	-4.1%

Data source: ARCOS (2006-2014) and Defendant Distribution Data (Walgreens 1/2006 - 3/2014)

Walgreens # 04318 (9/1997 to 12/2017)
DEA: BW5388776
4129 18th Street
San Francisco, CA 94114

Walgreen Co Hydrocodone Shipments to Walgreens # 04318

	Dosage Units		MME		Drug Base Weight in mg	
Date	Walgreens	% Change	Walgreens	% Change	Walgreens	% Change
01/2012	7,300	-31.1%	35,978	-30.3%	35,978	-30.3%
02/2012	6,300	-13.7%	30,729	-14.6%	30,729	-14.6%
03/2012	9,500	50.8%	46,470	51.2%	46,470	51.2%
04/2012	8,800	-7.4%	44,940	-3.3%	44,940	-3.3%
05/2012	7,800	-11.4%	38,751	-13.8%	38,751	-13.8%
06/2012	7,500	-3.8%	36,902	-4.8%	36,902	-4.8%
07/2012	6,600	-12.0%	33,081	-10.4%	33,081	-10.4%
08/2012	7,000	6.1%	31,805	-3.9%	31,805	-3.9%
09/2012	7,300	4.3%	35,654	12.1%	35,654	12.1%
10/2012	8,100	11.0%	40,837	14.5%	40,837	14.5%
11/2012	6,800	-16.0%	34,591	-15.3%	34,591	-15.3%
12/2012	7,500	10.3%	37,729	9.1%	37,729	9.1%
01/2013	9,400	25.3%	46,683	23.7%	46,683	23.7%
02/2013	6,300	-33.0%	32,729	-29.9%	32,729	-29.9%
03/2013	6,800	7.9%	33,191	1.4%	33,191	1.4%
04/2013	8,300	22.1%	39,924	20.3%	39,924	20.3%
05/2013	7,700	-7.2%	36,292	-9.1%	36,292	-9.1%
06/2013	9,700	26.0%	50,332	38.7%	50,332	38.7%
07/2013	7,800	-19.6%	35,908	-28.7%	35,908	-28.7%
08/2013	7,300	-6.4%	34,108	-5.0%	34,108	-5.0%
09/2013	6,900	-5.5%	35,470	4.0%	35,470	4.0%
10/2013	9,000	30.4%	49,199	38.7%	49,199	38.7%
11/2013	8,600	-4.4%	44,453	-9.6%	44,453	-9.6%
12/2013	4,600	-46.5%	24,745	-44.3%	24,745	-44.3%

Data source: ARCOS (2006-2014) and Defendant Distribution Data (Walgreens 1/2006 - 3/2014)

Walgreens # 04318 (9/1997 to 12/2017)
DEA: BW5388776
4129 18th Street
San Francisco, CA 94114

Walgreen Co Hydrocodone Shipments to Walgreens # 04318

	Dosage Units		MME		Drug Base Weight in mg	
Date	Walgreens	% Change	Walgreens	% Change	Walgreens	% Change
01/2014	7,200	56.5%	37,156	50.2%	37,156	50.2%
02/2014	6,500	-9.7%	37,475	0.9%	37,475	0.9%
03/2014	2,100	-67.7%	11,470	-69.4%	11,470	-69.4%
04/2014	0	-100.0%	0	-100.0%	0	-100.0%
05/2014	0	n/a	0	n/a	0	n/a
06/2014	0	n/a	0	n/a	0	n/a
07/2014	0	n/a	0	n/a	0	n/a
08/2014	0	n/a	0	n/a	0	n/a
09/2014	0	n/a	0	n/a	0	n/a
10/2014	0	n/a	0	n/a	0	n/a
11/2014	0	n/a	0	n/a	0	n/a
12/2014	0	n/a	0	n/a	0	n/a
01/2015	0	n/a	0	n/a	0	n/a
02/2015	0	n/a	0	n/a	0	n/a
03/2015	0	n/a	0	n/a	0	n/a
04/2015	0	n/a	0	n/a	0	n/a
05/2015	0	n/a	0	n/a	0	n/a
06/2015	0	n/a	0	n/a	0	n/a
07/2015	0	n/a	0	n/a	0	n/a
08/2015	0	n/a	0	n/a	0	n/a
09/2015	0	n/a	0	n/a	0	n/a
10/2015	0	n/a	0	n/a	0	n/a
11/2015	0	n/a	0	n/a	0	n/a
12/2015	0	n/a	0	n/a	0	n/a

Data source: ARCOS (2006-2014) and Defendant Distribution Data (Walgreens 1/2006 - 3/2014)

Walgreens # 04318 (9/1997 to 12/2017)
DEA: BW5388776
4129 18th Street
San Francisco, CA 94114

Walgreen Co Hydrocodone Shipments to Walgreens # 04318

	Dosage Units		MME		Drug Base Weight in mg	
Date	Walgreens	% Change	Walgreens	% Change	Walgreens	% Change
1996	0		0		0	
1997	0	n/a	0	n/a	0	n/a
1998	0	n/a	0	n/a	0	n/a
1999	0	n/a	0	n/a	0	n/a
2000	0	n/a	0	n/a	0	n/a
2001	0	n/a	0	n/a	0	n/a
2002	0	n/a	0	n/a	0	n/a
2003	0	n/a	0	n/a	0	n/a
2004	0	n/a	0	n/a	0	n/a
2005	0	n/a	0	n/a	0	n/a
2006	111,800	n/a	507,006	n/a	507,006	n/a
2007	109,900	-1.7%	500,073	-1.4%	500,073	-1.4%
2008	110,300	0.4%	534,839	7.0%	534,839	7.0%
2009	108,300	-1.8%	541,122	1.2%	541,122	1.2%
2010	101,100	-6.6%	518,471	-4.2%	518,471	-4.2%
2011	102,700	1.6%	511,379	-1.4%	511,379	-1.4%
2012	90,500	-11.9%	447,466	-12.5%	447,466	-12.5%
2013	92,400	2.1%	463,034	3.5%	463,034	3.5%
2014	15,800	-82.9%	86,101	-81.4%	86,101	-81.4%
2015	0	-100.0%	0	-100.0%	0	-100.0%
2016	0	n/a	0	n/a	0	n/a
2017	0	n/a	0	n/a	0	n/a
2018	0	n/a	0	n/a	0	n/a
2019	0	n/a	0	n/a	0	n/a
Total	**842,800**		**4,109,492**		**4,109,492**	

Data source: ARCOS (2006-2014) and Defendant Distribution Data (Walgreens 1/2006 - 3/2014)

Walgreens # 04318 (9/1997 to 12/2017)
DEA: BW5388776
4129 18th Street
San Francisco, CA 94114

Walgreen Co Hydrocodone Shipments to Walgreens # 04318, by Strength

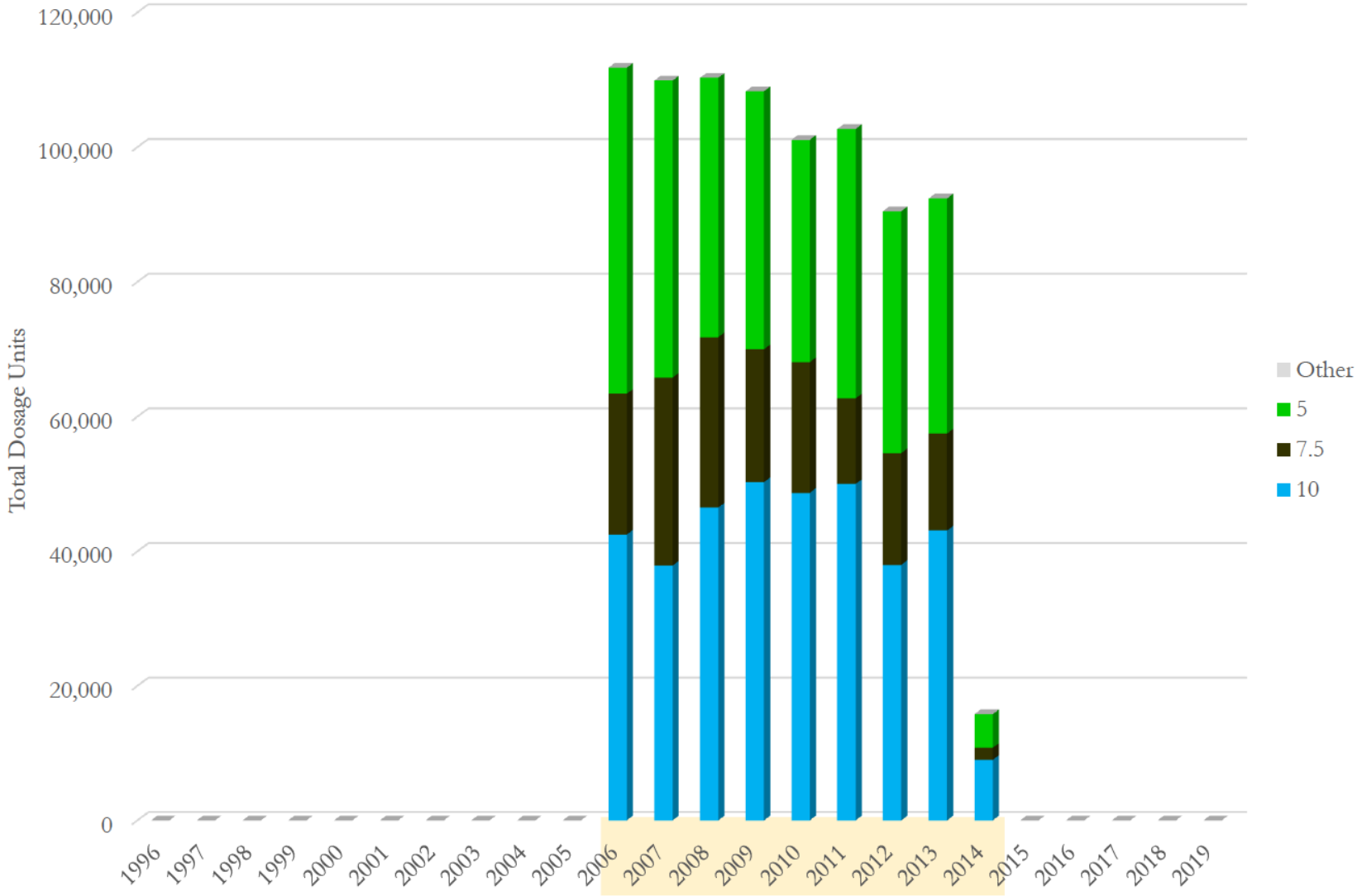

Data source: ARCOS (2006-2014) and Defendant Distribution Data (Walgreens 1/2006 - 3/2014)

Walgreens # 04318 (9/1997 to 12/2017)
DEA: BW5388776
4129 18th Street
San Francisco, CA 94114

Walgreen Co Hydrocodone Shipments to Walgreens # 04318, by Strength

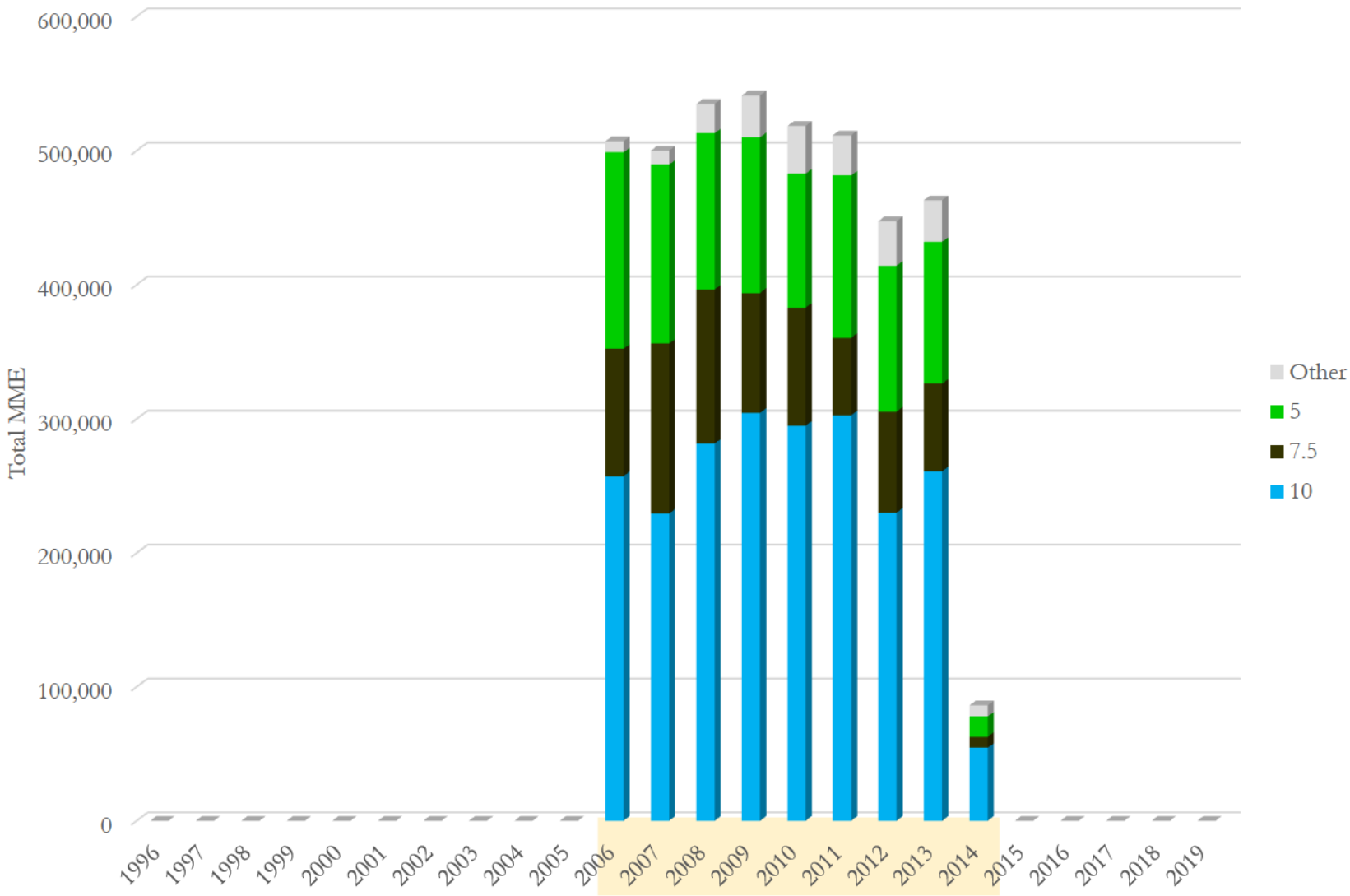

Data source: ARCOS (2006-2014) and Defendant Distribution Data (Walgreens 1/2006 - 3/2014)

Walgreens # 04318 (9/1997 to 12/2017)
DEA: BW5388776
4129 18th Street
San Francisco, CA 94114

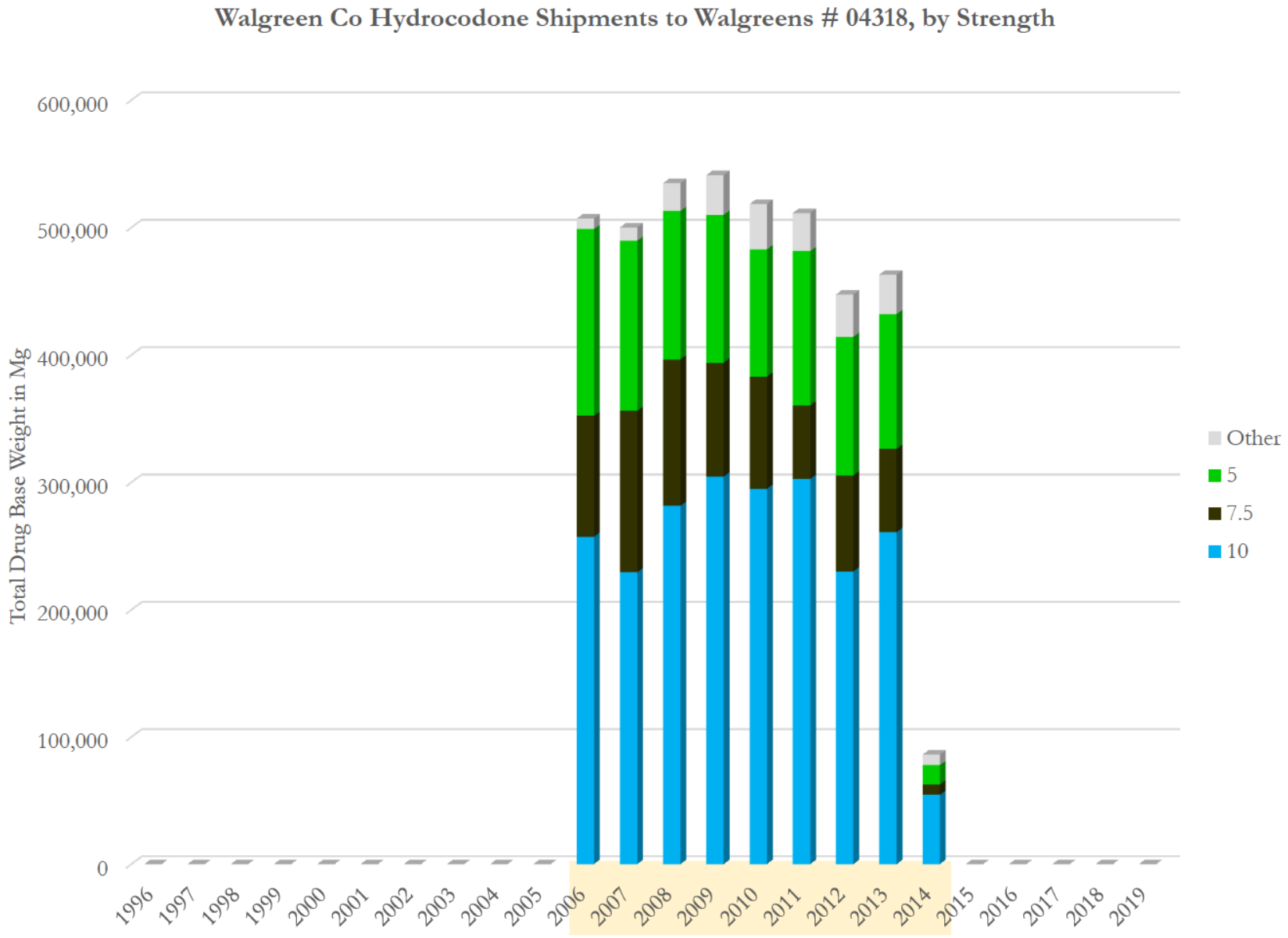

Data source: ARCOS (2006-2014) and Defendant Distribution Data (Walgreens 1/2006 - 3/2014)

Walgreens # 04318 (9/1997 to 12/2017)
DEA: BW5388776
4129 18th Street
San Francisco, CA 94114

Walgreen Co Hydrocodone Shipments to Walgreens # 04318, by Strength
(Total Dosage Units)

Strength Year\	10	7.5	5	Other	Total	Avg. Str
1996	0	0	0	0	**0**	
1997	0	0	0	0	**0**	
1998	0	0	0	0	**0**	
1999	0	0	0	0	**0**	
2000	0	0	0	0	**0**	
2001	0	0	0	0	**0**	
2002	0	0	0	0	**0**	
2003	0	0	0	0	**0**	
2004	0	0	0	0	**0**	
2005	0	0	0	0	**0**	
2006	42,500	20,900	48,400	0	**111,800**	7.37
2007	37,900	27,900	44,100	0	**109,900**	7.36
2008	46,500	25,300	38,500	0	**110,300**	7.68
2009	50,300	19,700	38,300	0	**108,300**	7.78
2010	48,700	19,400	33,000	0	**101,100**	7.89
2011	50,000	12,700	40,000	0	**102,700**	7.74
2012	38,000	16,600	35,900	0	**90,500**	7.56
2013	43,100	14,400	34,900	0	**92,400**	7.72
2014	9,000	1,800	5,000	0	**15,800**	8.13
2015	0	0	0	0	**0**	
2016	0	0	0	0	**0**	
2017	0	0	0	0	**0**	
2018	0	0	0	0	**0**	
2019	0	0	0	0	**0**	
Total	**366,000**	**158,700**	**318,100**	**0**	**842,800**	7.64

Data source: ARCOS (2006-2014) and Defendant Distribution Data (Walgreens 1/2006 - 3/2014)

Walgreens # 04318 (9/1997 to 12/2017)
DEA: BW5388776
4129 18th Street
San Francisco, CA 94114

Walgreen Co Hydrocodone Shipments to Walgreens # 04318, by Strength (Total MME)

Strength Year\	10	7.5	5	Other	Total	Avg. Str
1996	0	0	0	0	**0**	
1997	0	0	0	0	**0**	
1998	0	0	0	0	**0**	
1999	0	0	0	0	**0**	
2000	0	0	0	0	**0**	
2001	0	0	0	0	**0**	
2002	0	0	0	0	**0**	
2003	0	0	0	0	**0**	
2004	0	0	0	0	**0**	
2005	0	0	0	0	**0**	
2006	257,295	94,896	146,507	8,307	**507,006**	7.37
2007	229,447	126,680	133,491	10,456	**500,073**	7.36
2008	281,511	114,875	116,540	21,914	**534,839**	7.68
2009	304,516	89,448	115,934	31,224	**541,122**	7.78
2010	294,830	88,086	99,891	35,664	**518,471**	7.89
2011	302,700	57,664	121,080	29,935	**511,379**	7.74
2012	230,052	75,372	108,669	33,373	**447,466**	7.56
2013	260,927	65,383	105,642	31,081	**463,034**	7.72
2014	54,486	8,173	15,135	8,307	**86,101**	8.13
2015	0	0	0	0	**0**	
2016	0	0	0	0	**0**	
2017	0	0	0	0	**0**	
2018	0	0	0	0	**0**	
2019	0	0	0	0	**0**	
Total	**2,215,764**	**720,577**	**962,889**	**210,262**	**4,109,492**	7.64

Data source: ARCOS (2006-2014) and Defendant Distribution Data (Walgreens 1/2006 - 3/2014)

Walgreens # 04318 (9/1997 to 12/2017)
DEA: BW5388776
4129 18th Street
San Francisco, CA 94114

Walgreen Co Hydrocodone Shipments to Walgreens # 04318, by Strength
(Total Drug Base Weight in Milligram)

Strength Year\	10	7.5	5	Other	Total	Avg. Str
1996	0	0	0	0	**0**	
1997	0	0	0	0	**0**	
1998	0	0	0	0	**0**	
1999	0	0	0	0	**0**	
2000	0	0	0	0	**0**	
2001	0	0	0	0	**0**	
2002	0	0	0	0	**0**	
2003	0	0	0	0	**0**	
2004	0	0	0	0	**0**	
2005	0	0	0	0	**0**	
2006	257,295	94,896	146,507	8,307	**507,006**	7.37
2007	229,447	126,680	133,491	10,456	**500,073**	7.36
2008	281,511	114,875	116,540	21,914	**534,839**	7.68
2009	304,516	89,448	115,934	31,224	**541,122**	7.78
2010	294,830	88,086	99,891	35,664	**518,471**	7.89
2011	302,700	57,664	121,080	29,935	**511,379**	7.74
2012	230,052	75,372	108,669	33,373	**447,466**	7.56
2013	260,927	65,383	105,642	31,081	**463,034**	7.72
2014	54,486	8,173	15,135	8,307	**86,101**	8.13
2015	0	0	0	0	**0**	
2016	0	0	0	0	**0**	
2017	0	0	0	0	**0**	
2018	0	0	0	0	**0**	
2019	0	0	0	0	**0**	
Total	**2,215,764**	**720,577**	**962,889**	**210,262**	**4,109,492**	7.64

Data source: ARCOS (2006-2014) and Defendant Distribution Data (Walgreens 1/2006 - 3/2014)

Walgreens # 03711 (3/1997 to 7/2018)
DEA: BW5151674
1189 Potrero Ave
San Francisco, CA 94110

Walgreen Co Oxycodone Shipments to Walgreens # 03711

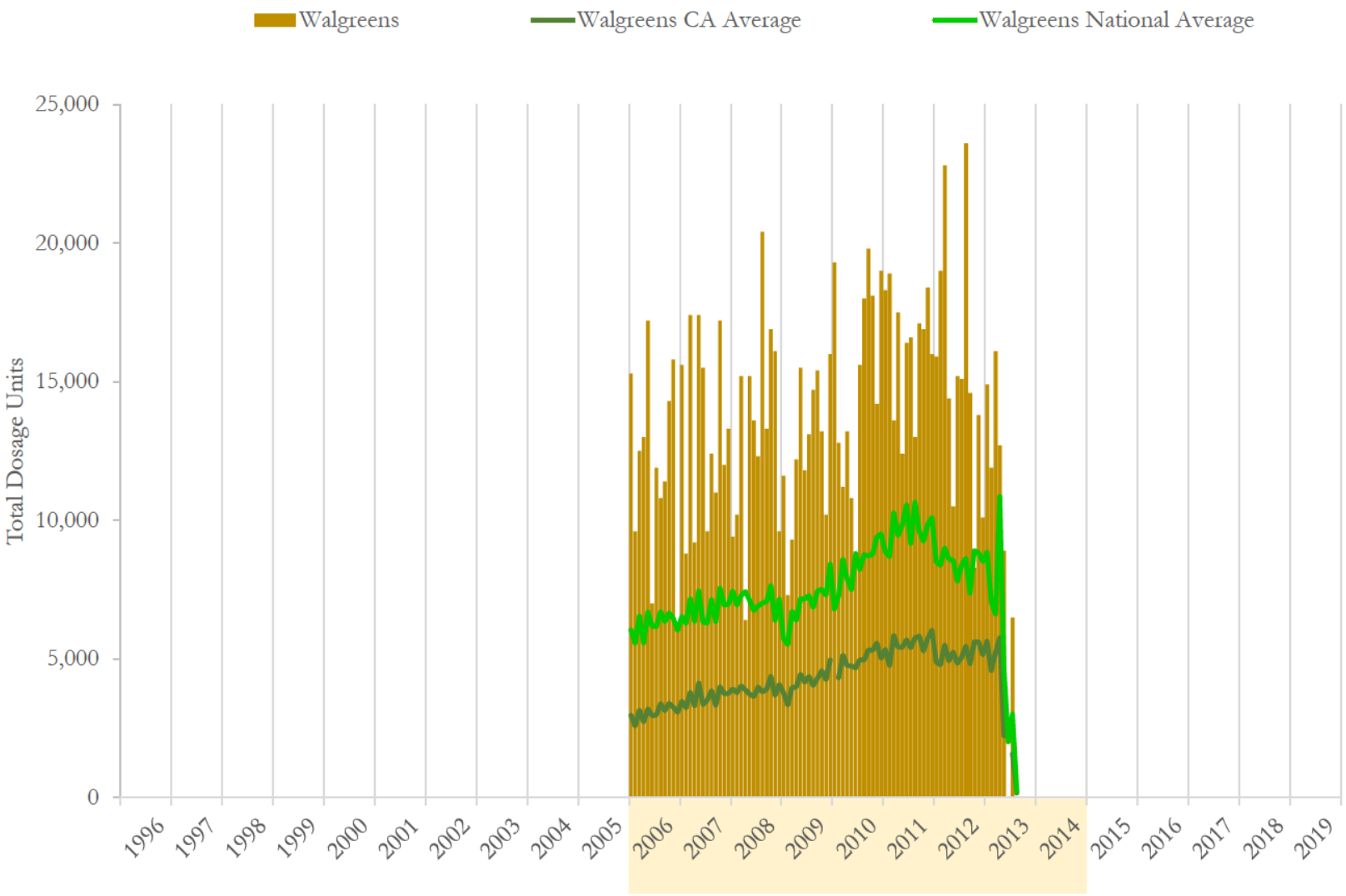

National and state averages reflect oxycodone shipped from Walgreen Co to all active pharmacies each month.
Data source: ARCOS (2006-2014) and Defendant Distribution Data (Walgreens 1/2006 - 3/2014)

Walgreens # 03711 (3/1997 to 7/2018)
DEA: BW5151674
1189 Potrero Ave
San Francisco, CA 94110

Walgreen Co Oxycodone Shipments to Walgreens # 03711

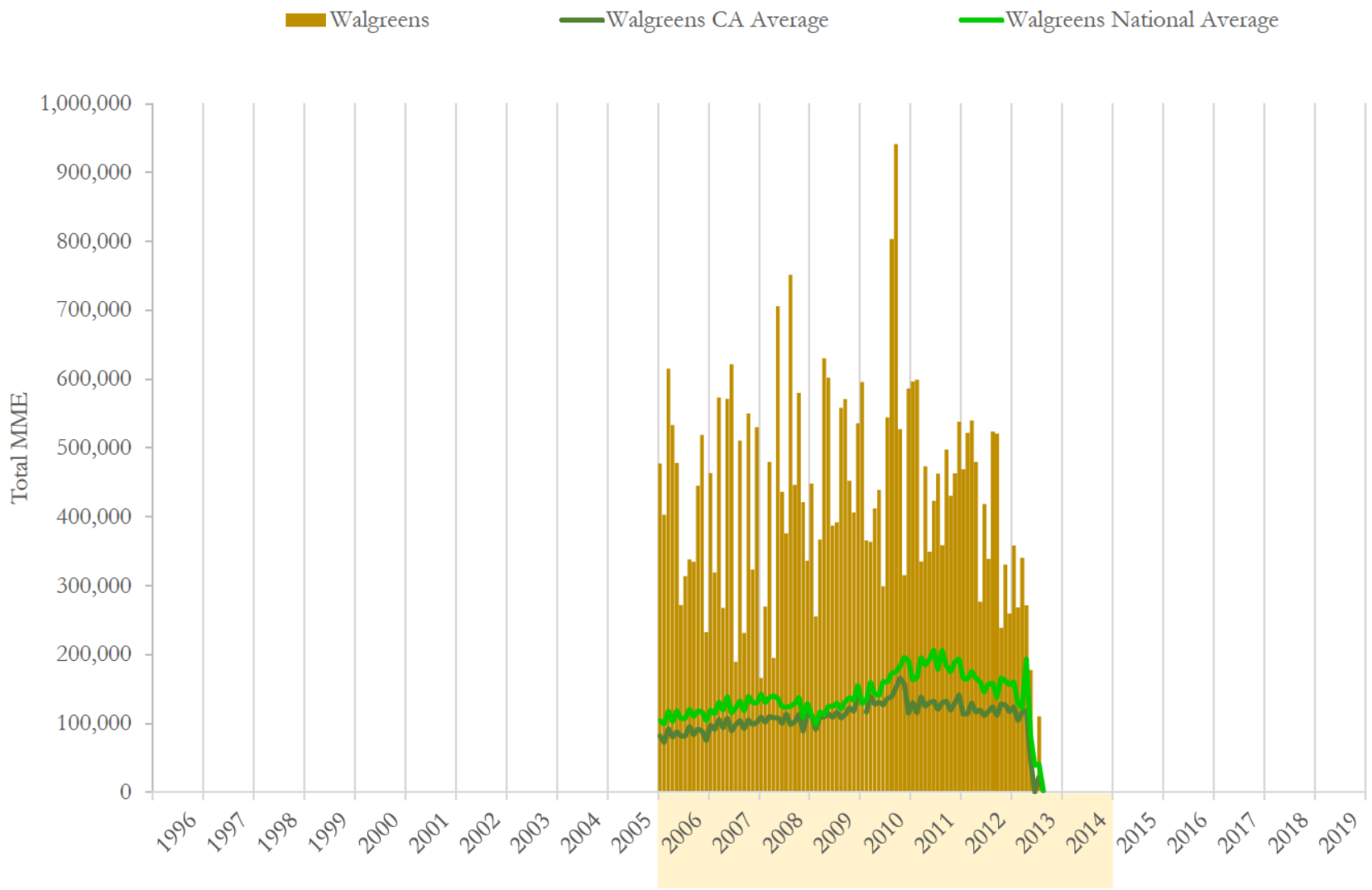

National and state averages reflect oxycodone shipped from Walgreen Co to all active pharmacies each month.
Data source: ARCOS (2006-2014) and Defendant Distribution Data (Walgreens 1/2006 - 3/2014)

Walgreens # 03711 (3/1997 to 7/2018)
DEA: BW5151674
1189 Potrero Ave
San Francisco, CA 94110

Walgreen Co Oxycodone Shipments to Walgreens # 03711

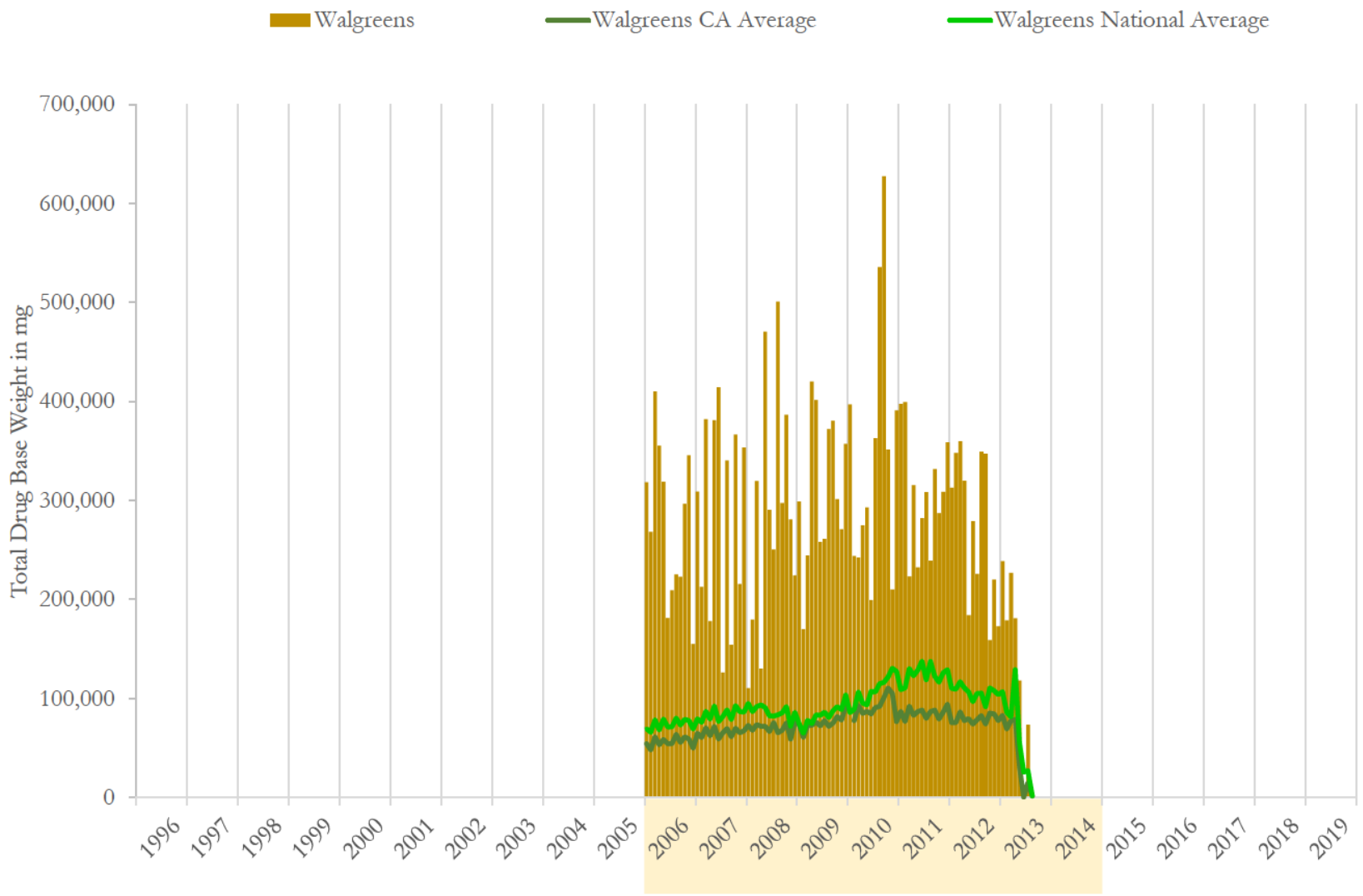

National and state averages reflect oxycodone shipped from Walgreen Co to all active pharmacies each month.
Data source: ARCOS (2006-2014) and Defendant Distribution Data (Walgreens 1/2006 - 3/2014)

Walgreens # 03711 (3/1997 to 7/2018)
DEA: BW5151674
1189 Potrero Ave
San Francisco, CA 94110

Walgreen Co Oxycodone Shipments to Walgreens # 03711

	Dosage Units		MME		Drug Base Weight in mg	
Date	Walgreens	% Change	Walgreens	% Change	Walgreens	% Change
01/2006	15,300	n/a	477,453	n/a	318,302	n/a
02/2006	9,600	-37.3%	402,618	-15.7%	268,412	-15.7%
03/2006	12,500	30.2%	615,223	52.8%	410,149	52.8%
04/2006	13,000	4.0%	533,193	-13.3%	355,462	-13.3%
05/2006	17,200	32.3%	478,193	-10.3%	318,795	-10.3%
06/2006	7,000	-59.3%	271,976	-43.1%	181,317	-43.1%
07/2006	11,900	70.0%	314,066	15.5%	209,378	15.5%
08/2006	10,800	-9.2%	338,003	7.6%	225,335	7.6%
09/2006	11,400	5.6%	334,574	-1.0%	223,049	-1.0%
10/2006	14,300	25.4%	444,978	33.0%	296,652	33.0%
11/2006	15,800	10.5%	518,805	16.6%	345,870	16.6%
12/2006	6,300	-60.1%	232,642	-55.2%	155,095	-55.2%
01/2007	15,600	147.6%	463,401	99.2%	308,934	99.2%
02/2007	8,800	-43.6%	319,109	-31.1%	212,739	-31.1%
03/2007	17,400	97.7%	573,190	79.6%	382,127	79.6%
04/2007	9,200	-47.1%	267,470	-53.3%	178,313	-53.3%
05/2007	17,400	89.1%	571,390	113.6%	380,927	113.6%
06/2007	15,500	-10.9%	621,535	8.8%	414,357	8.8%
07/2007	9,600	-38.1%	189,408	-69.5%	126,272	-69.5%
08/2007	12,400	29.2%	510,580	169.6%	340,386	169.6%
09/2007	11,000	-11.3%	231,331	-54.7%	154,221	-54.7%
10/2007	17,200	56.4%	549,975	137.7%	366,650	137.7%
11/2007	12,000	-30.2%	323,561	-41.2%	215,708	-41.2%
12/2007	13,300	10.8%	530,241	63.9%	353,494	63.9%

Data source: ARCOS (2006-2014) and Defendant Distribution Data (Walgreens 1/2006 - 3/2014)

Walgreens # 03711 (3/1997 to 7/2018)
DEA: BW5151674
1189 Potrero Ave
San Francisco, CA 94110

Walgreen Co Oxycodone Shipments to Walgreens # 03711

	Dosage Units		MME		Drug Base Weight in mg	
Date	Walgreens	% Change	Walgreens	% Change	Walgreens	% Change
01/2008	9,400	-29.3%	165,738	-68.7%	110,492	-68.7%
02/2008	10,200	8.5%	269,702	62.7%	179,801	62.7%
03/2008	15,200	49.0%	479,577	77.8%	319,718	77.8%
04/2008	6,400	-57.9%	195,109	-59.3%	130,072	-59.3%
05/2008	15,200	137.5%	705,609	261.6%	470,406	261.6%
06/2008	13,600	-10.5%	435,966	-38.2%	290,644	-38.2%
07/2008	12,300	-9.6%	375,589	-13.8%	250,392	-13.8%
08/2008	20,400	65.9%	751,312	100.0%	500,875	100.0%
09/2008	13,300	-34.8%	446,323	-40.6%	297,548	-40.6%
10/2008	16,900	27.1%	579,923	29.9%	386,616	29.9%
11/2008	16,100	-4.7%	421,243	-27.4%	280,829	-27.4%
12/2008	9,600	-40.4%	336,322	-20.2%	224,215	-20.2%
01/2009	11,600	20.8%	448,474	33.3%	298,983	33.3%
02/2009	7,300	-37.1%	255,166	-43.1%	170,111	-43.1%
03/2009	9,300	27.4%	366,915	43.8%	244,610	43.8%
04/2009	12,200	31.2%	630,150	71.7%	420,100	71.7%
05/2009	15,500	27.0%	602,045	-4.5%	401,363	-4.5%
06/2009	11,800	-23.9%	387,355	-35.7%	258,237	-35.7%
07/2009	13,100	11.0%	391,995	1.2%	261,330	1.2%
08/2009	14,700	12.2%	558,273	42.4%	372,182	42.4%
09/2009	15,400	4.8%	570,846	2.3%	380,564	2.3%
10/2009	13,200	-14.3%	452,374	-20.8%	301,583	-20.8%
11/2009	10,200	-22.7%	406,451	-10.2%	270,967	-10.2%
12/2009	16,000	56.9%	535,547	31.8%	357,031	31.8%

Data source: ARCOS (2006-2014) and Defendant Distribution Data (Walgreens 1/2006 - 3/2014)

Walgreens # 03711 (3/1997 to 7/2018)
DEA: BW5151674
1189 Potrero Ave
San Francisco, CA 94110

Walgreen Co Oxycodone Shipments to Walgreens # 03711

	Dosage Units		MME		Drug Base Weight in mg	
Date	Walgreens	% Change	Walgreens	% Change	Walgreens	% Change
01/2010	19,300	20.6%	595,724	11.2%	397,150	11.2%
02/2010	12,800	-33.7%	365,772	-38.6%	243,848	-38.6%
03/2010	11,200	-12.5%	363,419	-0.6%	242,279	-0.6%
04/2010	13,200	17.9%	412,233	13.4%	274,822	13.4%
05/2010	10,800	-18.2%	439,330	6.6%	292,887	6.6%
06/2010	8,500	-21.3%	299,140	-31.9%	199,426	-31.9%
07/2010	15,600	83.5%	544,153	81.9%	362,769	81.9%
08/2010	18,000	15.4%	803,488	47.7%	535,659	47.7%
09/2010	19,800	10.0%	940,989	17.1%	627,326	17.1%
10/2010	18,100	-8.6%	527,142	-44.0%	351,428	-44.0%
11/2010	14,200	-21.5%	315,209	-40.2%	210,140	-40.2%
12/2010	19,000	33.8%	586,513	86.1%	391,008	86.1%
01/2011	18,300	-3.7%	596,531	1.7%	397,687	1.7%
02/2011	18,900	3.3%	599,019	0.4%	399,346	0.4%
03/2011	13,600	-28.0%	334,977	-44.1%	223,318	-44.1%
04/2011	17,500	28.7%	473,218	41.3%	315,478	41.3%
05/2011	12,400	-29.1%	348,963	-26.3%	232,642	-26.3%
06/2011	16,400	32.3%	423,327	21.3%	282,218	21.3%
07/2011	16,600	1.2%	462,796	9.3%	308,530	9.3%
08/2011	13,000	-21.7%	358,981	-22.4%	239,321	-22.4%
09/2011	17,100	31.5%	497,692	38.6%	331,795	38.6%
10/2011	16,900	-1.2%	430,589	-13.5%	287,059	-13.5%
11/2011	18,400	8.9%	463,199	7.6%	308,799	7.6%
12/2011	16,000	-13.0%	538,214	16.2%	358,809	16.2%

Data source: ARCOS (2006-2014) and Defendant Distribution Data (Walgreens 1/2006 - 3/2014)

Walgreens # 03711 (3/1997 to 7/2018)
DEA: BW5151674
1189 Potrero Ave
San Francisco, CA 94110

Walgreen Co Oxycodone Shipments to Walgreens # 03711

	Dosage Units		MME		Drug Base Weight in mg	
Date	Walgreens	% Change	Walgreens	% Change	Walgreens	% Change
01/2012	15,900	-0.6%	469,296	-12.8%	312,864	-12.8%
02/2012	19,000	19.5%	522,077	11.2%	348,051	11.2%
03/2012	22,800	20.0%	539,895	3.4%	359,930	3.4%
04/2012	14,400	-36.8%	479,717	-11.1%	319,812	-11.1%
05/2012	10,500	-27.1%	276,346	-42.4%	184,231	-42.4%
06/2012	15,200	44.8%	418,553	51.5%	279,036	51.5%
07/2012	15,100	-0.7%	338,855	-19.0%	225,903	-19.0%
08/2012	23,600	56.3%	523,780	54.6%	349,187	54.6%
09/2012	14,600	-38.1%	520,754	-0.6%	347,170	-0.6%
10/2012	8,300	-43.2%	238,693	-54.2%	159,129	-54.2%
11/2012	13,800	66.3%	330,472	38.5%	220,315	38.5%
12/2012	10,100	-26.8%	259,537	-21.5%	173,025	-21.5%
01/2013	14,900	47.5%	358,376	38.1%	238,917	38.1%
02/2013	11,900	-20.1%	268,614	-25.0%	179,076	-25.0%
03/2013	16,100	35.3%	340,558	26.8%	227,039	26.8%
04/2013	12,700	-21.1%	271,640	-20.2%	181,093	-20.2%
05/2013	8,900	-29.9%	177,171	-34.8%	118,114	-34.8%
06/2013	0	-100.0%	0	-100.0%	0	-100.0%
07/2013	6,500	n/a	110,270	n/a	73,513	n/a
08/2013	0	-100.0%	0	-100.0%	0	-100.0%
09/2013	0	n/a	0	n/a	0	n/a
10/2013	0	n/a	0	n/a	0	n/a
11/2013	0	n/a	0	n/a	0	n/a
12/2013	0	n/a	0	n/a	0	n/a

Data source: ARCOS (2006-2014) and Defendant Distribution Data (Walgreens 1/2006 - 3/2014)

Walgreens # 03711 (3/1997 to 7/2018)
DEA: BW5151674
1189 Potrero Ave
San Francisco, CA 94110

Walgreen Co Oxycodone Shipments to Walgreens # 03711

	Dosage Units		MME		Drug Base Weight in mg	
Date	Walgreens	% Change	Walgreens	% Change	Walgreens	% Change
1996	0		0		0	
1997	0	n/a	0	n/a	0	n/a
1998	0	n/a	0	n/a	0	n/a
1999	0	n/a	0	n/a	0	n/a
2000	0	n/a	0	n/a	0	n/a
2001	0	n/a	0	n/a	0	n/a
2002	0	n/a	0	n/a	0	n/a
2003	0	n/a	0	n/a	0	n/a
2004	0	n/a	0	n/a	0	n/a
2005	0	n/a	0	n/a	0	n/a
2006	145,100	n/a	4,961,724	n/a	3,307,816	n/a
2007	159,400	9.9%	5,151,191	3.8%	3,434,127	3.8%
2008	158,600	-0.5%	5,162,413	0.2%	3,441,608	0.2%
2009	150,300	-5.2%	5,605,590	8.6%	3,737,060	8.6%
2010	180,500	20.1%	6,193,112	10.5%	4,128,741	10.5%
2011	195,100	8.1%	5,527,506	-10.7%	3,685,004	-10.7%
2012	183,300	-6.0%	4,917,976	-11.0%	3,278,651	-11.0%
2013	71,000	-61.3%	1,526,627	-69.0%	1,017,752	-69.0%
2014	0	-100.0%	0	-100.0%	0	-100.0%
2015	0	n/a	0	n/a	0	n/a
2016	0	n/a	0	n/a	0	n/a
2017	0	n/a	0	n/a	0	n/a
2018	0	n/a	0	n/a	0	n/a
2019	0	n/a	0	n/a	0	n/a
Total	**1,243,300**		**39,046,139**		**26,030,759**	

Data source: ARCOS (2006-2014) and Defendant Distribution Data (Walgreens 1/2006 - 3/2014)

Walgreens # 03711 (3/1997 to 7/2018)
DEA: BW5151674
1189 Potrero Ave
San Francisco, CA 94110

Walgreen Co Oxycodone Shipments to Walgreens # 03711, by Strength

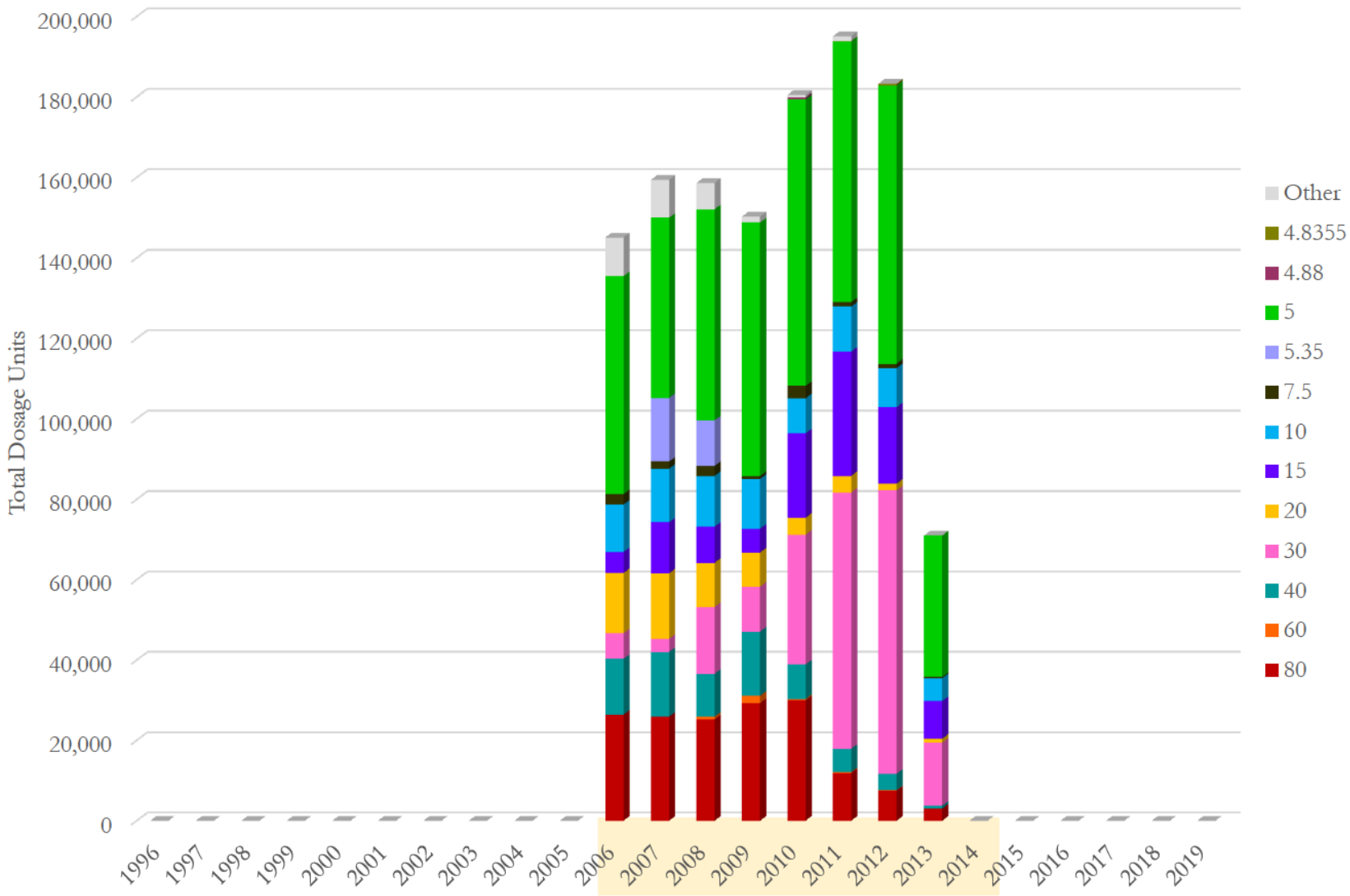

Data source: ARCOS (2006-2014) and Defendant Distribution Data (Walgreens 1/2006 - 3/2014)

Walgreens # 03711 (3/1997 to 7/2018)
DEA: BW5151674
1189 Potrero Ave
San Francisco, CA 94110

Walgreen Co Oxycodone Shipments to Walgreens # 03711, by Strength

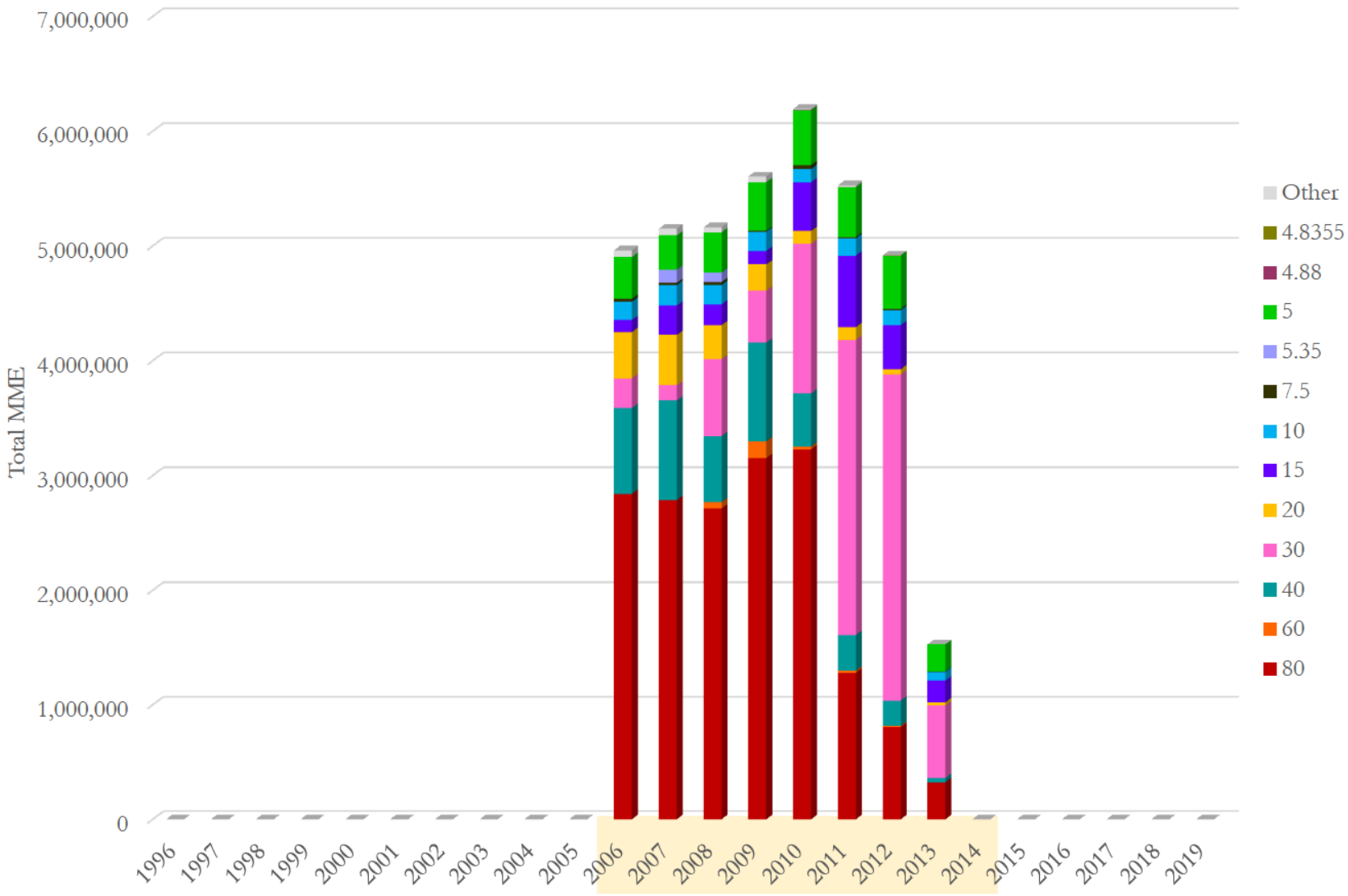

Data source: ARCOS (2006-2014) and Defendant Distribution Data (Walgreens 1/2006 - 3/2014)

Walgreens # 03711 (3/1997 to 7/2018)
DEA: BW5151674
1189 Potrero Ave
San Francisco, CA 94110

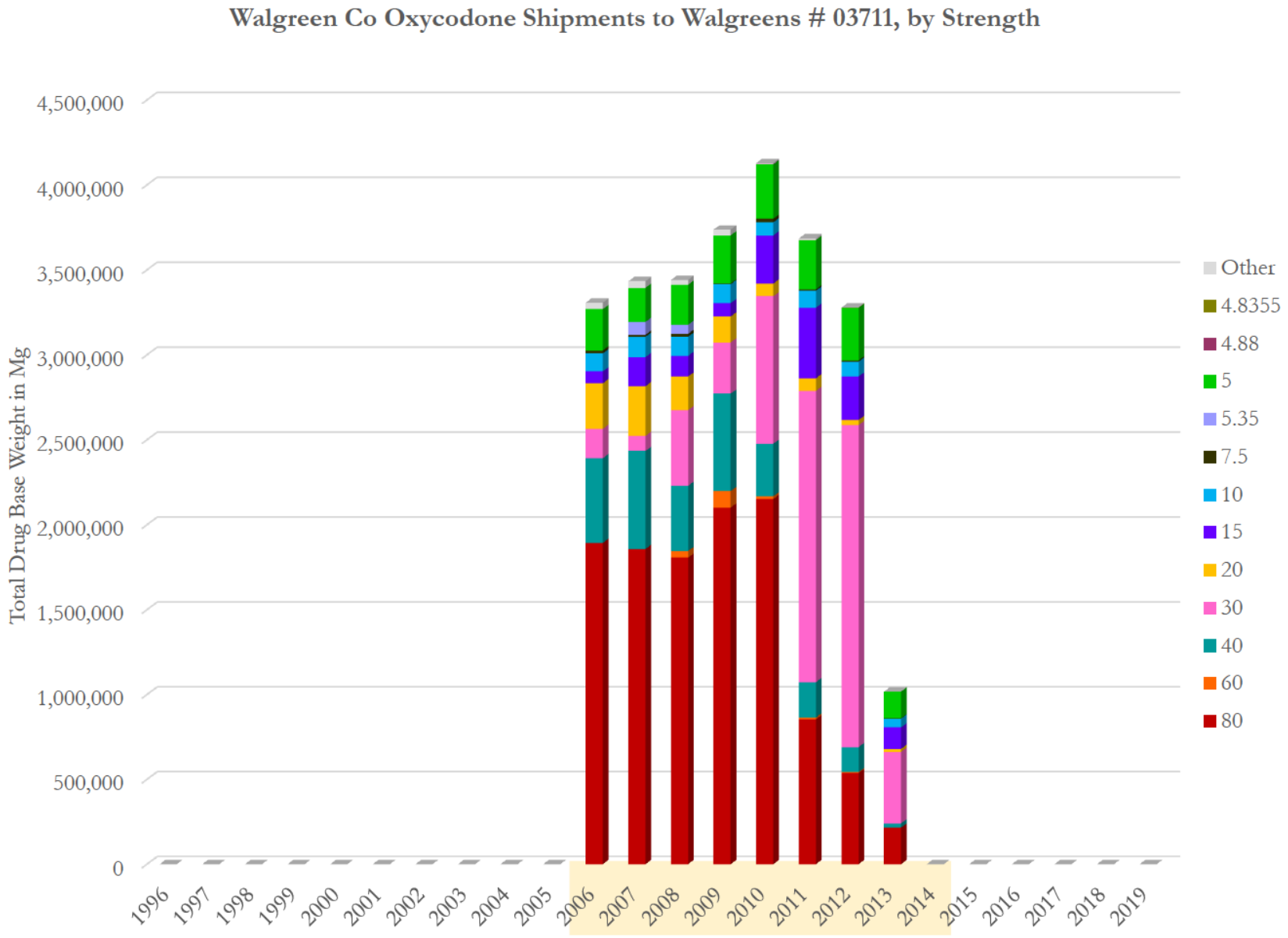

Data source: ARCOS (2006-2014) and Defendant Distribution Data (Walgreens 1/2006 - 3/2014)

Walgreens # 03711 (3/1997 to 7/2018)
DEA: BW5151674
1189 Potrero Ave
San Francisco, CA 94110

Walgreen Co Oxycodone Shipments to Walgreens # 03711, by Strength
(Total Dosage Units)

Strength Year\	80	60	40	30	20	15	10	7.5	5.35	5	4.88	4.8355	Other	Total	Avg. Str
1996	0	0	0	0	0	0	0	0	0	0	0	0	0	**0**	
1997	0	0	0	0	0	0	0	0	0	0	0	0	0	**0**	
1998	0	0	0	0	0	0	0	0	0	0	0	0	0	**0**	
1999	0	0	0	0	0	0	0	0	0	0	0	0	0	**0**	
2000	0	0	0	0	0	0	0	0	0	0	0	0	0	**0**	
2001	0	0	0	0	0	0	0	0	0	0	0	0	0	**0**	
2002	0	0	0	0	0	0	0	0	0	0	0	0	0	**0**	
2003	0	0	0	0	0	0	0	0	0	0	0	0	0	**0**	
2004	0	0	0	0	0	0	0	0	0	0	0	0	0	**0**	
2005	0	0	0	0	0	0	0	0	0	0	0	0	0	**0**	
2006	26,400	0	13,900	6,400	15,000	5,200	11,800	2,600	0	54,200	0	0	9,600	**145,100**	26 91
2007	25,900	0	16,100	3,300	16,300	12,700	13,300	1,800	15,800	44,800	0	0	9,400	**159,400**	25 24
2008	25,200	700	10,700	16,600	11,000	9,000	12,600	2,500	11,300	52,500	0	0	6,500	**158,600**	25 03
2009	29,300	1,800	16,000	11,200	8,500	5,900	12,400	700	0	63,000	0	0	1,500	**150,300**	27 76
2010	30,000	300	8,600	32,300	4,200	21,000	8,700	3,100	0	71,200	500	0	600	**180,500**	25 56
2011	11,900	200	5,800	63,800	4,100	30,900	11,200	1,100	0	64,800	0	100	1,200	**195,100**	21 15
2012	7,500	100	4,100	70,500	1,700	19,000	9,700	1,100	0	69,100	0	500	0	**183,300**	19 95
2013	3,000	0	700	15,700	1,000	9,400	5,700	300	0	35,200	0	0	0	**71,000**	15 99
2014	0	0	0	0	0	0	0	0	0	0	0	0	0	**0**	
2015	0	0	0	0	0	0	0	0	0	0	0	0	0	**0**	
2016	0	0	0	0	0	0	0	0	0	0	0	0	0	**0**	
2017	0	0	0	0	0	0	0	0	0	0	0	0	0	**0**	
2018	0	0	0	0	0	0	0	0	0	0	0	0	0	**0**	
2019	0	0	0	0	0	0	0	0	0	0	0	0	0	**0**	
Total	**159,200**	**3,100**	**75,900**	**219,800**	**61,800**	**113,100**	**85,400**	**13,200**	**27,100**	**454,800**	**500**	**600**	**28,800**	**1,243,300**	23 76

Data source: ARCOS (2006-2014) and Defendant Distribution Data (Walgreens 1/2006 - 3/2014)

Walgreens # 03711 (3/1997 to 7/2018)
DEA: BW5151674
1189 Potrero Ave
San Francisco, CA 94110

Walgreen Co Oxycodone Shipments to Walgreens # 03711, by Strength
(Total MME)

Strength Year\	80	60	40	30	20	15	10	7.5	5.35	5	4.88	4.8355	Other	Total	Avg. Str
1996	0	0	0	0	0	0	0	0	0	0	0	0	0	**0**	
1997	0	0	0	0	0	0	0	0	0	0	0	0	0	**0**	
1998	0	0	0	0	0	0	0	0	0	0	0	0	0	**0**	
1999	0	0	0	0	0	0	0	0	0	0	0	0	0	**0**	
2000	0	0	0	0	0	0	0	0	0	0	0	0	0	**0**	
2001	0	0	0	0	0	0	0	0	0	0	0	0	0	**0**	
2002	0	0	0	0	0	0	0	0	0	0	0	0	0	**0**	
2003	0	0	0	0	0	0	0	0	0	0	0	0	0	**0**	
2004	0	0	0	0	0	0	0	0	0	0	0	0	0	**0**	
2005	0	0	0	0	0	0	0	0	0	0	0	0	0	**0**	
2006	2,840,112	0	747,681	258,192	403,425	104,891	158,681	26,223	0	364,427	0	0	58,093	**4,961,724**	26 91
2007	2,786,322	0	866,019	133,130	438,389	256,175	178,852	18,154	113,659	301,222	0	0	59,269	**5,151,191**	25 24
2008	2,711,016	56,480	575,553	669,686	295,845	181,541	169,439	25,214	81,288	352,995	0	0	43,357	**5,162,413**	25 03
2009	3,152,094	145,233	860,640	451,836	228,608	119,010	166,749	7,060	0	423,596	0	0	50,764	**5,605,590**	27 76
2010	3,227,400	24,206	462,594	1,303,063	112,959	423,596	116,993	31,265	0	478,731	3,026	0	9,279	**6,193,112**	25 56
2011	1,280,202	16,137	311,982	2,573,852	110,270	623,292	150,612	11,094	0	435,699	0	650	13,716	**5,527,506**	21 15
2012	806,850	8,069	220,539	2,844,146	45,722	383,254	130,441	11,094	0	464,611	0	3,251	0	**4,917,976**	19 95
2013	322,740	0	37,653	633,377	26,895	189,610	76,651	3,026	0	236,676	0	0	0	**1,526,627**	15 99
2014	0	0	0	0	0	0	0	0	0	0	0	0	0	**0**	
2015	0	0	0	0	0	0	0	0	0	0	0	0	0	**0**	
2016	0	0	0	0	0	0	0	0	0	0	0	0	0	**0**	
2017	0	0	0	0	0	0	0	0	0	0	0	0	0	**0**	
2018	0	0	0	0	0	0	0	0	0	0	0	0	0	**0**	
2019	0	0	0	0	0	0	0	0	0	0	0	0	0	**0**	
Total	**17,126,736**	**250,124**	**4,082,661**	**8,867,282**	**1,662,111**	**2,281,368**	**1,148,417**	**133,130**	**194,947**	**3,057,958**	**3,026**	**3,902**	**234,479**	**39,046,139**	23 76

Data source: ARCOS (2006-2014) and Defendant Distribution Data (Walgreens 1/2006 - 3/2014)

Walgreens # 03711 (3/1997 to 7/2018)
DEA: BW5151674
1189 Potrero Ave
San Francisco, CA 94110

Walgreen Co Oxycodone Shipments to Walgreens # 03711, by Strength
(Total Drug Base Weight in Milligram)

Strength Year\	80	60	40	30	20	15	10	7.5	5.35	5	4.88	4.8355	Other	Total	Avg. Str
1996	0	0	0	0	0	0	0	0	0	0	0	0	0	**0**	
1997	0	0	0	0	0	0	0	0	0	0	0	0	0	**0**	
1998	0	0	0	0	0	0	0	0	0	0	0	0	0	**0**	
1999	0	0	0	0	0	0	0	0	0	0	0	0	0	**0**	
2000	0	0	0	0	0	0	0	0	0	0	0	0	0	**0**	
2001	0	0	0	0	0	0	0	0	0	0	0	0	0	**0**	
2002	0	0	0	0	0	0	0	0	0	0	0	0	0	**0**	
2003	0	0	0	0	0	0	0	0	0	0	0	0	0	**0**	
2004	0	0	0	0	0	0	0	0	0	0	0	0	0	**0**	
2005	0	0	0	0	0	0	0	0	0	0	0	0	0	**0**	
2006	1,893,408	0	498,454	172,128	268,950	69,927	105,787	17,482	0	242,952	0	0	38,729	**3,307,816**	26 91
2007	1,857,548	0	577,346	88,754	292,259	170,783	119,235	12,103	75,773	200,815	0	0	39,513	**3,434,127**	25 24
2008	1,807,344	37,653	383,702	446,457	197,230	121,028	112,959	16,809	54,192	235,330	0	0	28,904	**3,441,608**	25 03
2009	2,101,396	96,822	573,760	301,224	152,405	79,340	111,166	4,707	0	282,398	0	0	33,843	**3,737,060**	27 76
2010	2,151,600	16,137	308,396	868,709	75,306	282,398	77,996	20,844	0	319,154	2,017	0	6,186	**4,128,741**	25 56
2011	853,468	10,758	207,988	1,715,901	73,513	415,528	100,408	7,396	0	290,466	0	434	9,144	**3,685,004**	21 15
2012	537,900	5,379	147,026	1,896,098	30,481	255,503	86,961	7,396	0	309,741	0	2,168	0	**3,278,651**	19 95
2013	215,160	0	25,102	422,252	17,930	126,407	51,101	2,017	0	157,784	0	0	0	**1,017,752**	15 99
2014	0	0	0	0	0	0	0	0	0	0	0	0	0	**0**	
2015	0	0	0	0	0	0	0	0	0	0	0	0	0	**0**	
2016	0	0	0	0	0	0	0	0	0	0	0	0	0	**0**	
2017	0	0	0	0	0	0	0	0	0	0	0	0	0	**0**	
2018	0	0	0	0	0	0	0	0	0	0	0	0	0	**0**	
2019	0	0	0	0	0	0	0	0	0	0	0	0	0	**0**	
Total	**11,417,824**	**166,749**	**2,721,774**	**5,911,521**	**1,108,074**	**1,520,912**	**765,611**	**88,754**	**129,965**	**2,038,639**	**2,017**	**2,601**	**156,319**	**26,030,759**	23 76

Data source: ARCOS (2006-2014) and Defendant Distribution Data (Walgreens 1/2006 - 3/2014)

Walgreens # 03711 (3/1997 to 7/2018)
DEA: BW5151674
1189 Potrero Ave
San Francisco, CA 94110

Walgreen Co Hydrocodone Shipments to Walgreens # 03711

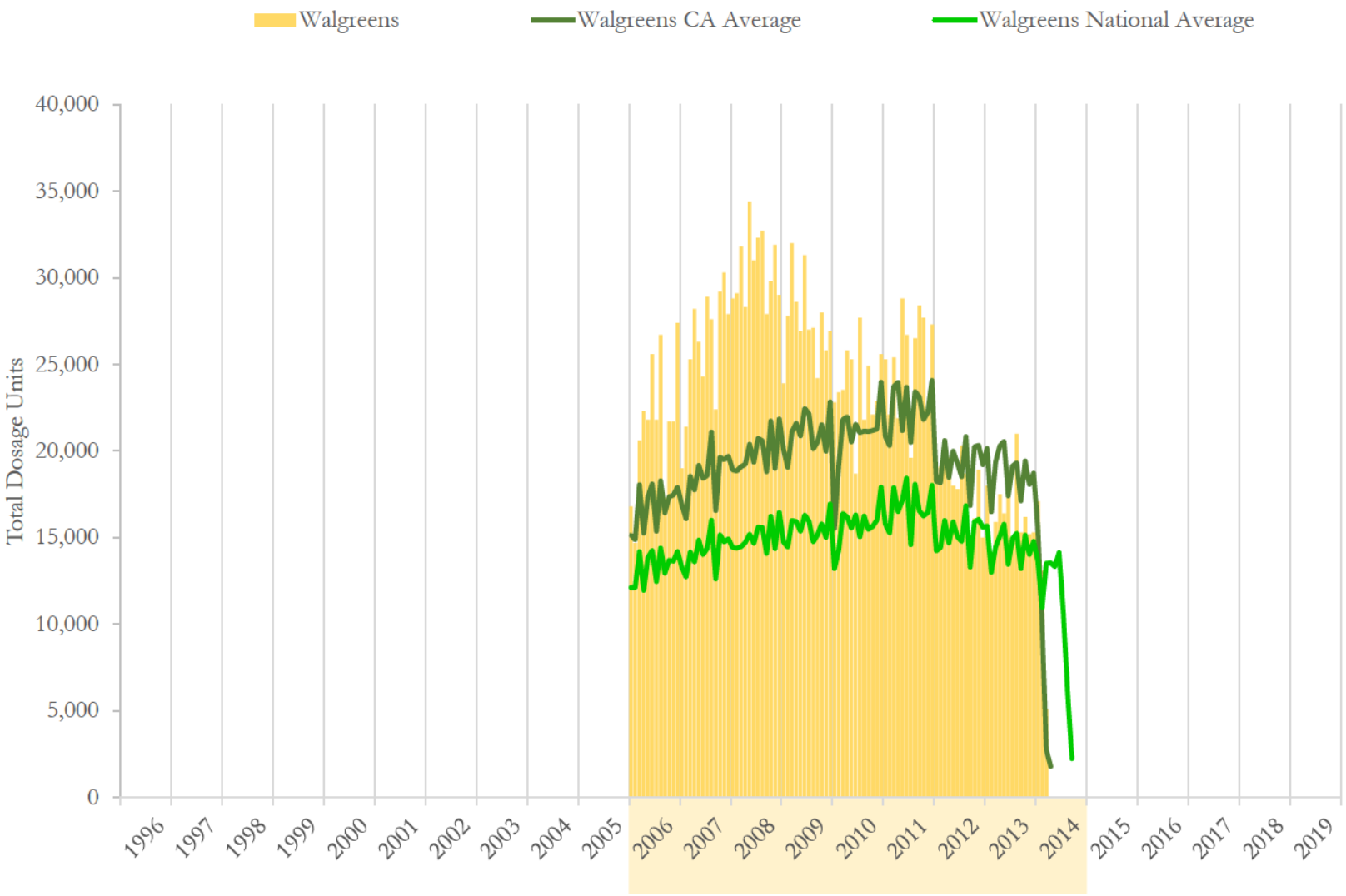

National and state averages reflect hydrocodone shipped from Walgreen Co to all active pharmacies each month.
Data source: ARCOS (2006-2014) and Defendant Distribution Data (Walgreens 1/2006 - 3/2014)

Walgreens # 03711 (3/1997 to 7/2018)
DEA: BW5151674
1189 Potrero Ave
San Francisco, CA 94110

Walgreen Co Hydrocodone Shipments to Walgreens # 03711

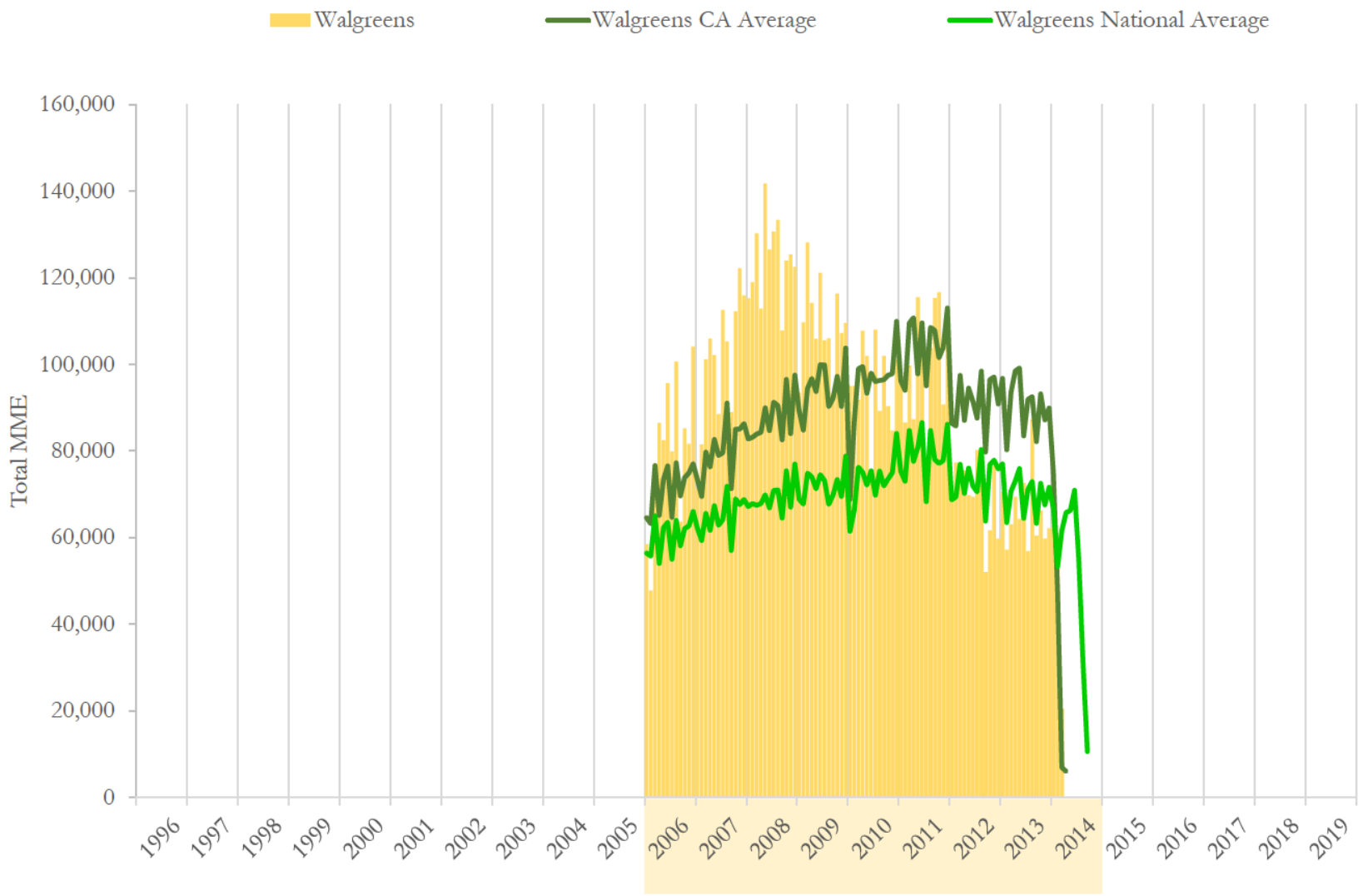

National and state averages reflect hydrocodone shipped from Walgreen Co to all active pharmacies each month.
Data source: ARCOS (2006-2014) and Defendant Distribution Data (Walgreens 1/2006 - 3/2014)

Walgreens # 03711 (3/1997 to 7/2018)
DEA: BW5151674
1189 Potrero Ave
San Francisco, CA 94110

Walgreen Co Hydrocodone Shipments to Walgreens # 03711

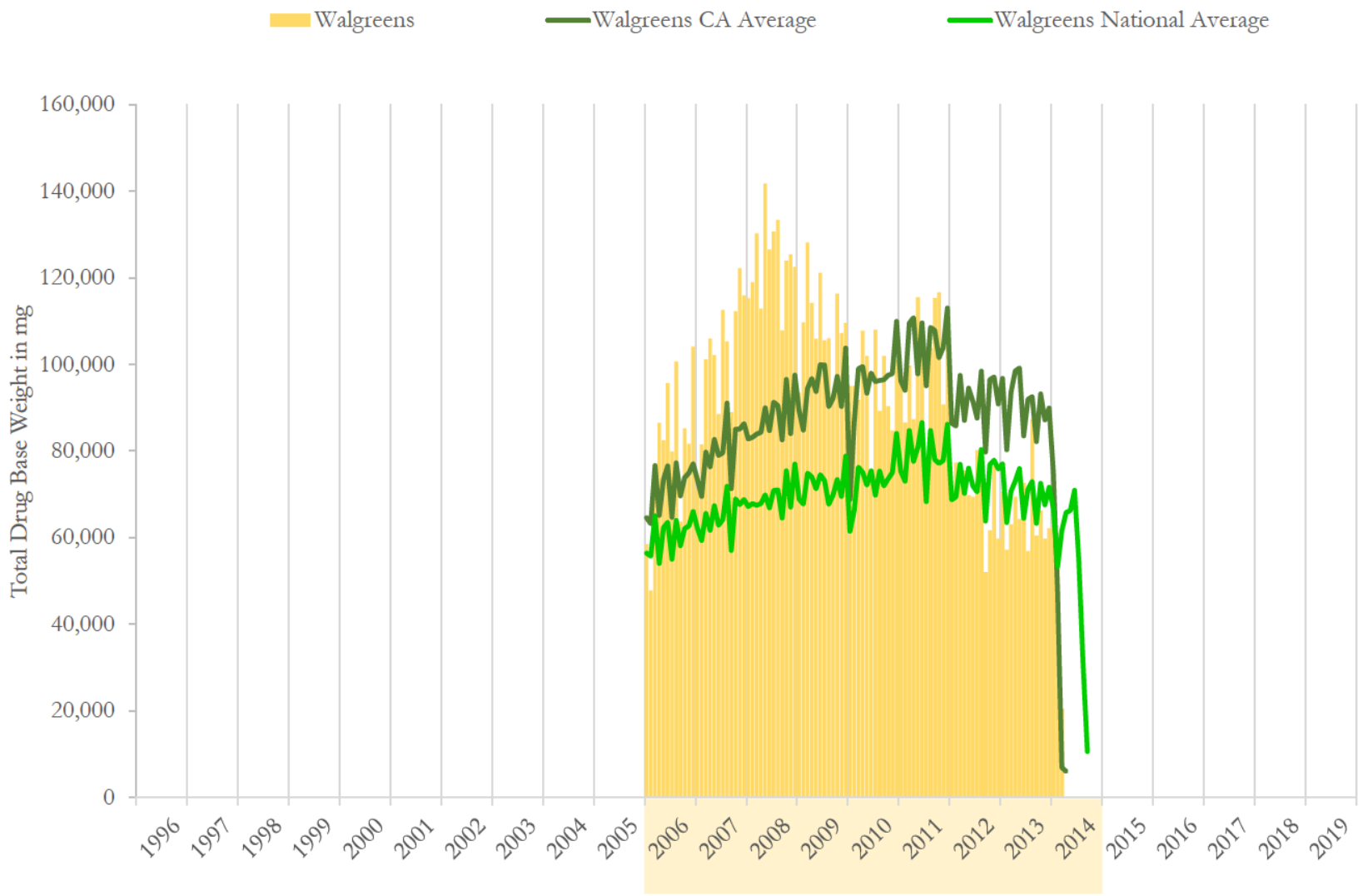

National and state averages reflect hydrocodone shipped from Walgreen Co to all active pharmacies each month.
Data source: ARCOS (2006-2014) and Defendant Distribution Data (Walgreens 1/2006 - 3/2014)

Walgreens # 03711 (3/1997 to 7/2018)
DEA: BW5151674
1189 Potrero Ave
San Francisco, CA 94110

Walgreen Co Hydrocodone Shipments to Walgreens # 03711

	Dosage Units		MME		Drug Base Weight in mg	
Date	Walgreens	% Change	Walgreens	% Change	Walgreens	% Change
01/2006	16,800	n/a	58,499	n/a	58,499	n/a
02/2006	14,700	-12.5%	47,802	-18.3%	47,802	-18.3%
03/2006	20,600	40.1%	77,148	61.4%	77,148	61.4%
04/2006	22,300	8.3%	86,540	12.2%	86,540	12.2%
05/2006	21,800	-2.2%	82,470	-4.7%	82,470	-4.7%
06/2006	25,600	17.4%	95,653	16.0%	95,653	16.0%
07/2006	21,800	-14.8%	79,913	-16.5%	79,913	-16.5%
08/2006	26,700	22.5%	100,648	25.9%	100,648	25.9%
09/2006	17,300	-35.2%	63,686	-36.7%	63,686	-36.7%
10/2006	21,700	25.4%	85,256	33.9%	85,256	33.9%
11/2006	21,700	0.0%	81,640	-4.2%	81,640	-4.2%
12/2006	27,400	26.3%	104,096	27.5%	104,096	27.5%
01/2007	19,000	-30.7%	71,413	-31.4%	71,413	-31.4%
02/2007	21,400	12.6%	81,505	14.1%	81,505	14.1%
03/2007	25,300	18.2%	101,204	24.2%	101,204	24.2%
04/2007	28,200	11.5%	105,937	4.7%	105,937	4.7%
05/2007	26,300	-6.7%	102,145	-3.6%	102,145	-3.6%
06/2007	24,300	-7.6%	88,507	-13.4%	88,507	-13.4%
07/2007	28,900	18.9%	112,572	27.2%	112,572	27.2%
08/2007	27,600	-4.5%	105,291	-6.5%	105,291	-6.5%
09/2007	22,400	-18.8%	88,961	-15.5%	88,961	-15.5%
10/2007	29,200	30.4%	112,302	26.2%	112,302	26.2%
11/2007	30,300	3.8%	122,234	8.8%	122,234	8.8%
12/2007	27,900	-7.9%	115,877	-5.2%	115,877	-5.2%

Data source: ARCOS (2006-2014) and Defendant Distribution Data (Walgreens 1/2006 - 3/2014)

Walgreens # 03711 (3/1997 to 7/2018)
DEA: BW5151674
1189 Potrero Ave
San Francisco, CA 94110

Walgreen Co Hydrocodone Shipments to Walgreens # 03711

	Dosage Units		MME		Drug Base Weight in mg	
Date	Walgreens	% Change	Walgreens	% Change	Walgreens	% Change
01/2008	28,800	3.2%	115,239	-0.6%	115,239	-0.6%
02/2008	29,100	1.0%	118,966	3.2%	118,966	3.2%
03/2008	31,800	9.3%	130,223	9.5%	130,223	9.5%
04/2008	28,300	-11.0%	112,858	-13.3%	112,858	-13.3%
05/2008	34,400	21.6%	141,709	25.6%	141,709	25.6%
06/2008	31,000	-9.9%	126,542	-10.7%	126,542	-10.7%
07/2008	32,300	4.2%	130,596	3.2%	130,596	3.2%
08/2008	32,700	1.2%	133,345	2.1%	133,345	2.1%
09/2008	27,900	-14.7%	107,848	-19.1%	107,848	-19.1%
10/2008	29,800	6.8%	123,961	14.9%	123,961	14.9%
11/2008	31,900	7.0%	125,388	1.2%	125,388	1.2%
12/2008	29,000	-9.1%	122,488	-2.3%	122,488	-2.3%
01/2009	23,900	-17.6%	93,477	-23.7%	93,477	-23.7%
02/2009	27,800	16.3%	109,672	17.3%	109,672	17.3%
03/2009	32,000	15.1%	128,137	16.8%	128,137	16.8%
04/2009	28,600	-10.6%	114,172	-10.9%	114,172	-10.9%
05/2009	26,900	-5.9%	105,913	-7.2%	105,913	-7.2%
06/2009	31,300	16.4%	121,158	14.4%	121,158	14.4%
07/2009	27,000	-13.7%	105,545	-12.9%	105,545	-12.9%
08/2009	27,100	0.4%	106,031	0.5%	106,031	0.5%
09/2009	24,200	-10.7%	93,350	-12.0%	93,350	-12.0%
10/2009	28,000	15.7%	116,380	24.7%	116,380	24.7%
11/2009	25,800	-7.9%	107,234	-7.9%	107,234	-7.9%
12/2009	26,900	4.3%	109,561	2.2%	109,561	2.2%

Data source: ARCOS (2006-2014) and Defendant Distribution Data (Walgreens 1/2006 - 3/2014)

Walgreens # 03711 (3/1997 to 7/2018)
DEA: BW5151674
1189 Potrero Ave
San Francisco, CA 94110

Walgreen Co Hydrocodone Shipments to Walgreens # 03711

	Dosage Units		MME		Drug Base Weight in mg	
Date	Walgreens	% Change	Walgreens	% Change	Walgreens	% Change
01/2010	22,800	-15.2%	95,007	-13.3%	95,007	-13.3%
02/2010	23,400	2.6%	95,032	0.0%	95,032	0.0%
03/2010	23,520	0.5%	91,823	-3.4%	91,823	-3.4%
04/2010	25,800	9.7%	107,807	17.4%	107,807	17.4%
05/2010	25,300	-1.9%	101,977	-5.4%	101,977	-5.4%
06/2010	18,700	-26.1%	74,599	-26.8%	74,599	-26.8%
07/2010	27,700	48.1%	108,015	44.8%	108,015	44.8%
08/2010	21,800	-21.3%	89,272	-17.4%	89,272	-17.4%
09/2010	24,900	14.2%	101,953	14.2%	101,953	14.2%
10/2010	22,100	-11.2%	90,323	-11.4%	90,323	-11.4%
11/2010	22,900	3.6%	84,707	-6.2%	84,707	-6.2%
12/2010	25,600	11.8%	101,086	19.3%	101,086	19.3%
01/2011	25,300	-1.2%	97,826	-3.2%	97,826	-3.2%
02/2011	22,100	-12.6%	86,548	-11.5%	86,548	-11.5%
03/2011	25,400	14.9%	99,715	15.2%	99,715	15.2%
04/2011	21,900	-13.8%	87,329	-12.4%	87,329	-12.4%
05/2011	28,800	31.5%	115,480	32.2%	115,480	32.2%
06/2011	26,700	-7.3%	102,145	-11.5%	102,145	-11.5%
07/2011	19,600	-26.6%	77,332	-24.3%	77,332	-24.3%
08/2011	26,500	35.2%	103,802	34.2%	103,802	34.2%
09/2011	28,400	7.2%	115,296	11.1%	115,296	11.1%
10/2011	27,700	-2.5%	116,666	1.2%	116,666	1.2%
11/2011	22,400	-19.1%	90,786	-22.2%	90,786	-22.2%
12/2011	27,300	21.9%	107,275	18.2%	107,275	18.2%

Data source: ARCOS (2006-2014) and Defendant Distribution Data (Walgreens 1/2006 - 3/2014)

Walgreens # 03711 (3/1997 to 7/2018)
DEA: BW5151674
1189 Potrero Ave
San Francisco, CA 94110

Walgreen Co Hydrocodone Shipments to Walgreens # 03711

	Dosage Units		MME		Drug Base Weight in mg	
Date	Walgreens	% Change	Walgreens	% Change	Walgreens	% Change
01/2012	18,600	-31.9%	71,286	-33.5%	71,286	-33.5%
02/2012	19,100	2.7%	77,315	8.5%	77,315	8.5%
03/2012	20,100	5.2%	74,902	-3.1%	74,902	-3.1%
04/2012	19,600	-2.5%	75,524	0.8%	75,524	0.8%
05/2012	18,000	-8.2%	69,756	-7.6%	69,756	-7.6%
06/2012	17,800	-1.1%	69,437	-0.5%	69,437	-0.5%
07/2012	20,300	14.0%	80,183	15.5%	80,183	15.5%
08/2012	18,700	-7.9%	77,005	-4.0%	77,005	-4.0%
09/2012	13,800	-26.2%	52,064	-32.4%	52,064	-32.4%
10/2012	16,100	16.7%	61,751	18.6%	61,751	18.6%
11/2012	18,900	17.4%	76,575	24.0%	76,575	24.0%
12/2012	15,000	-20.6%	59,767	-21.9%	59,767	-21.9%
01/2013	18,000	20.0%	70,497	18.0%	70,497	18.0%
02/2013	13,900	-22.8%	57,210	-18.8%	57,210	-18.8%
03/2013	15,900	14.4%	63,056	10.2%	63,056	10.2%
04/2013	17,500	10.1%	69,453	10.1%	69,453	10.1%
05/2013	16,400	-6.3%	64,324	-7.4%	64,324	-7.4%
06/2013	17,700	7.9%	72,632	12.9%	72,632	12.9%
07/2013	14,900	-15.8%	56,883	-21.7%	56,883	-21.7%
08/2013	21,000	40.9%	87,313	53.5%	87,313	53.5%
09/2013	15,300	-27.1%	60,532	-30.7%	60,532	-30.7%
10/2013	16,200	5.9%	66,275	9.5%	66,275	9.5%
11/2013	15,200	-6.2%	59,783	-9.8%	59,783	-9.8%
12/2013	15,300	0.7%	62,205	4.1%	62,205	4.1%

Data source: ARCOS (2006-2014) and Defendant Distribution Data (Walgreens 1/2006 - 3/2014)

Walgreens # 03711 (3/1997 to 7/2018)
DEA: BW5151674
1189 Potrero Ave
San Francisco, CA 94110

Walgreen Co Hydrocodone Shipments to Walgreens # 03711

	Dosage Units		MME		Drug Base Weight in mg	
Date	Walgreens	% Change	Walgreens	% Change	Walgreens	% Change
01/2014	17,100	11.8%	66,291	6.6%	66,291	6.6%
02/2014	13,100	-23.4%	53,099	-19.9%	53,099	-19.9%
03/2014	5,100	-61.1%	20,575	-61.3%	20,575	-61.3%
04/2014	0	-100.0%	0	-100.0%	0	-100.0%
05/2014	0	n/a	0	n/a	0	n/a
06/2014	0	n/a	0	n/a	0	n/a
07/2014	0	n/a	0	n/a	0	n/a
08/2014	0	n/a	0	n/a	0	n/a
09/2014	0	n/a	0	n/a	0	n/a
10/2014	0	n/a	0	n/a	0	n/a
11/2014	0	n/a	0	n/a	0	n/a
12/2014	0	n/a	0	n/a	0	n/a
01/2015	0	n/a	0	n/a	0	n/a
02/2015	0	n/a	0	n/a	0	n/a
03/2015	0	n/a	0	n/a	0	n/a
04/2015	0	n/a	0	n/a	0	n/a
05/2015	0	n/a	0	n/a	0	n/a
06/2015	0	n/a	0	n/a	0	n/a
07/2015	0	n/a	0	n/a	0	n/a
08/2015	0	n/a	0	n/a	0	n/a
09/2015	0	n/a	0	n/a	0	n/a
10/2015	0	n/a	0	n/a	0	n/a
11/2015	0	n/a	0	n/a	0	n/a
12/2015	0	n/a	0	n/a	0	n/a

Data source: ARCOS (2006-2014) and Defendant Distribution Data (Walgreens 1/2006 - 3/2014)

Walgreens # 03711 (3/1997 to 7/2018)
DEA: BW5151674
1189 Potrero Ave
San Francisco, CA 94110

Walgreen Co Hydrocodone Shipments to Walgreens # 03711

	Dosage Units		MME		Drug Base Weight in mg	
Date	Walgreens	% Change	Walgreens	% Change	Walgreens	% Change
1996	0		0		0	
1997	0	n/a	0	n/a	0	n/a
1998	0	n/a	0	n/a	0	n/a
1999	0	n/a	0	n/a	0	n/a
2000	0	n/a	0	n/a	0	n/a
2001	0	n/a	0	n/a	0	n/a
2002	0	n/a	0	n/a	0	n/a
2003	0	n/a	0	n/a	0	n/a
2004	0	n/a	0	n/a	0	n/a
2005	0	n/a	0	n/a	0	n/a
2006	258,400	n/a	963,350	n/a	963,350	n/a
2007	310,800	20.3%	1,207,948	25.4%	1,207,948	25.4%
2008	367,000	18.1%	1,489,163	23.3%	1,489,163	23.3%
2009	329,500	-10.2%	1,310,630	-12.0%	1,310,630	-12.0%
2010	284,520	-13.7%	1,141,602	-12.9%	1,141,602	-12.9%
2011	302,100	6.2%	1,200,199	5.1%	1,200,199	5.1%
2012	216,000	-28.5%	845,565	-29.5%	845,565	-29.5%
2013	197,300	-8.7%	790,163	-6.6%	790,163	-6.6%
2014	35,300	-82.1%	139,966	-82.3%	139,966	-82.3%
2015	0	-100.0%	0	-100.0%	0	-100.0%
2016	0	n/a	0	n/a	0	n/a
2017	0	n/a	0	n/a	0	n/a
2018	0	n/a	0	n/a	0	n/a
2019	0	n/a	0	n/a	0	n/a
Total	**2,300,920**		**9,088,587**		**9,088,587**	

Data source: ARCOS (2006-2014) and Defendant Distribution Data (Walgreens 1/2006 - 3/2014)

Walgreens # 03711 (3/1997 to 7/2018)
DEA: BW5151674
1189 Potrero Ave
San Francisco, CA 94110

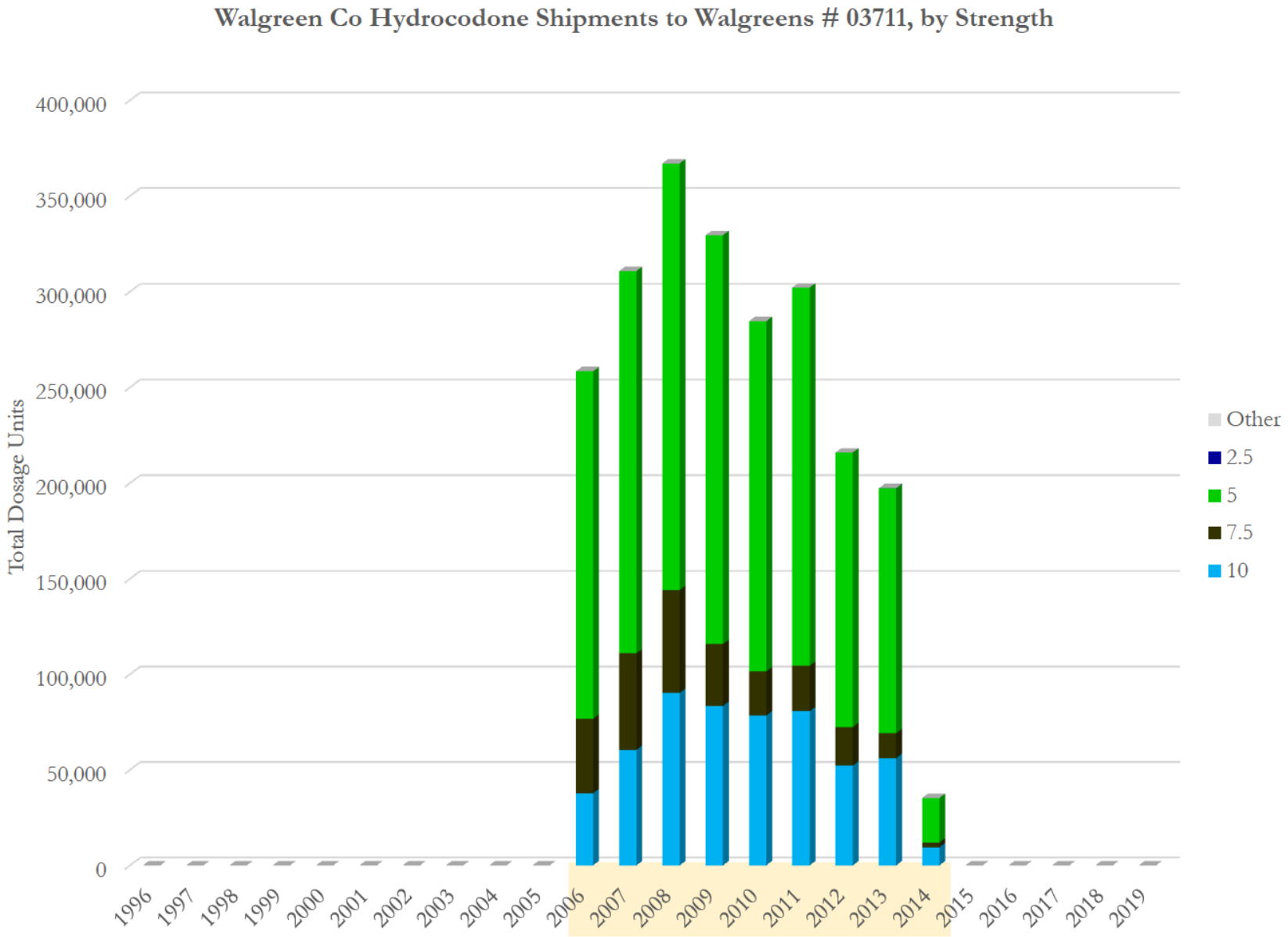

Data source: ARCOS (2006-2014) and Defendant Distribution Data (Walgreens 1/2006 - 3/2014)

Walgreens # 03711 (3/1997 to 7/2018)
DEA: BW5151674
1189 Potrero Ave
San Francisco, CA 94110

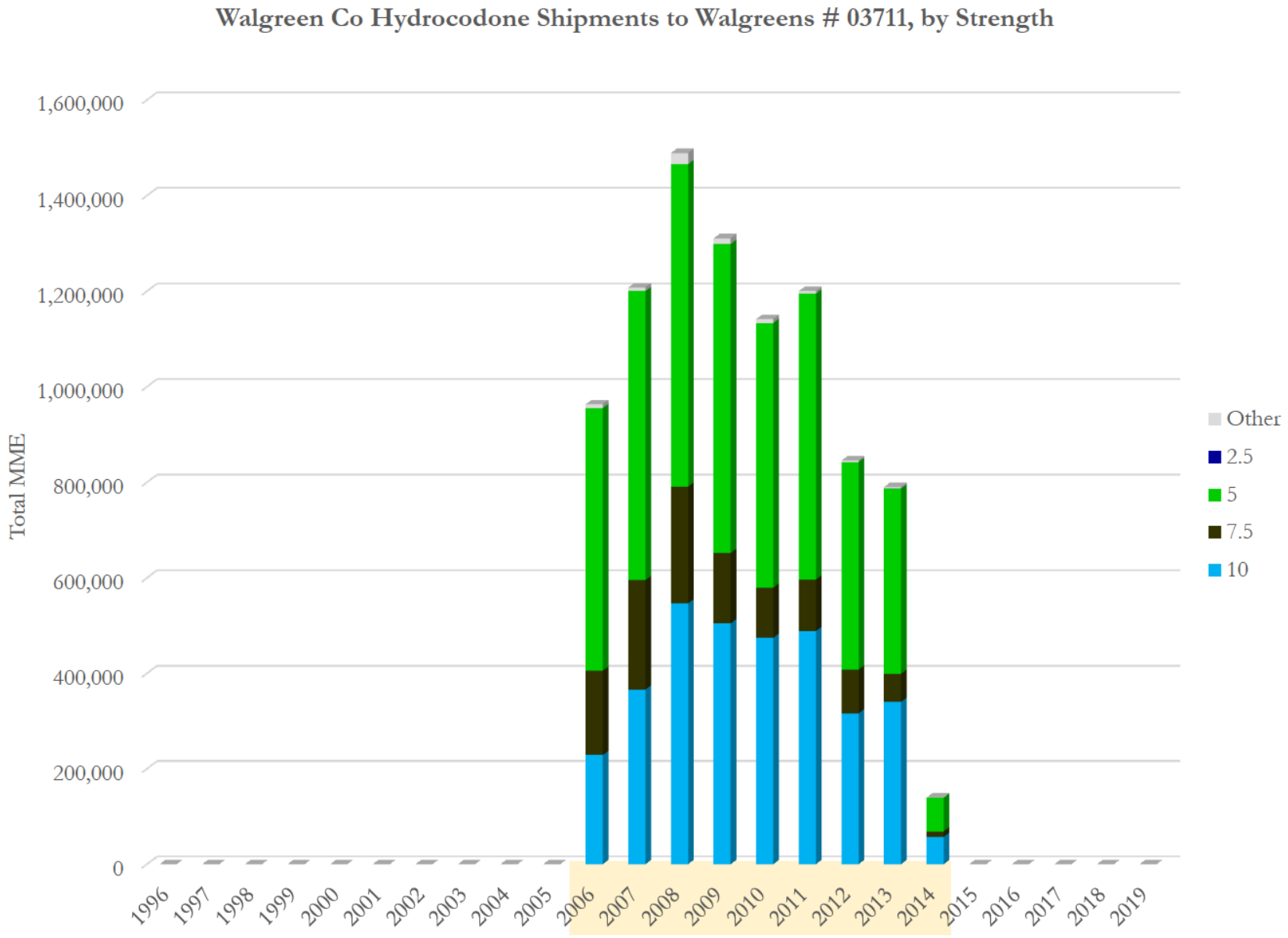

Data source: ARCOS (2006-2014) and Defendant Distribution Data (Walgreens 1/2006 - 3/2014)

Walgreens # 03711 (3/1997 to 7/2018)
DEA: BW5151674
1189 Potrero Ave
San Francisco, CA 94110

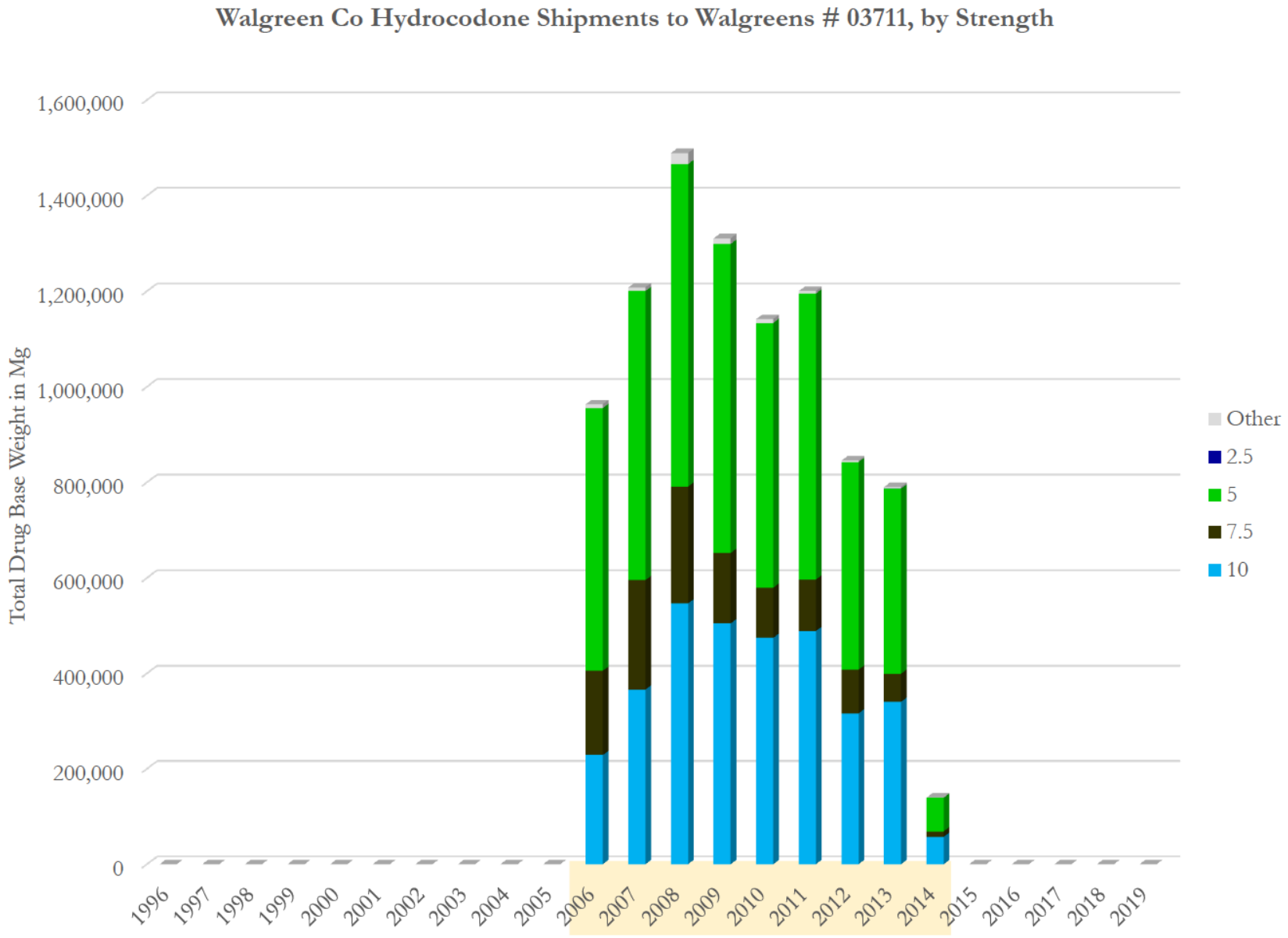

Data source: ARCOS (2006-2014) and Defendant Distribution Data (Walgreens 1/2006 - 3/2014)

Walgreens # 03711 (3/1997 to 7/2018)
DEA: BW5151674
1189 Potrero Ave
San Francisco, CA 94110

Walgreen Co Hydrocodone Shipments to Walgreens # 03711, by Strength
(Total Dosage Units)

Strength Year\	10	7.5	5	2.5	Other	Total	Avg. Str
1996	0	0	0	0	0	**0**	
1997	0	0	0	0	0	**0**	
1998	0	0	0	0	0	**0**	
1999	0	0	0	0	0	**0**	
2000	0	0	0	0	0	**0**	
2001	0	0	0	0	0	**0**	
2002	0	0	0	0	0	**0**	
2003	0	0	0	0	0	**0**	
2004	0	0	0	0	0	**0**	
2005	0	0	0	0	0	**0**	
2006	37,800	38,900	181,700	0	0	**258,400**	6.11
2007	60,500	50,500	199,800	0	0	**310,800**	6.38
2008	90,300	53,800	222,900	0	0	**367,000**	6.60
2009	83,400	32,400	213,700	0	0	**329,500**	6.51
2010	78,420	23,100	183,000	0	0	**284,520**	6.58
2011	80,700	23,800	197,600	0	0	**302,100**	6.53
2012	52,200	20,200	143,600	0	0	**216,000**	6.44
2013	56,200	13,000	128,000	100	0	**197,300**	6.59
2014	9,500	2,500	23,300	0	0	**35,300**	6.52
2015	0	0	0	0	0	**0**	
2016	0	0	0	0	0	**0**	
2017	0	0	0	0	0	**0**	
2018	0	0	0	0	0	**0**	
2019	0	0	0	0	0	**0**	
Total	**549,020**	**258,200**	**1,493,600**	**100**	**0**	**2,300,920**	6.47

Data source: ARCOS (2006-2014) and Defendant Distribution Data (Walgreens 1/2006 - 3/2014)

Walgreens # 03711 (3/1997 to 7/2018)
DEA: BW5151674
1189 Potrero Ave
San Francisco, CA 94110

Walgreen Co Hydrocodone Shipments to Walgreens # 03711, by Strength (Total MME)

Strength / Year\	10	7.5	5	2.5	Other	Total	Avg. Str
1996	0	0	0	0	0	**0**	
1997	0	0	0	0	0	**0**	
1998	0	0	0	0	0	**0**	
1999	0	0	0	0	0	**0**	
2000	0	0	0	0	0	**0**	
2001	0	0	0	0	0	**0**	
2002	0	0	0	0	0	**0**	
2003	0	0	0	0	0	**0**	
2004	0	0	0	0	0	**0**	
2005	0	0	0	0	0	**0**	
2006	228,841	176,625	550,006	0	7,877	**963,350**	6.11
2007	366,267	229,295	604,795	0	7,591	**1,207,948**	6.38
2008	546,676	244,279	674,718	0	23,490	**1,489,163**	6.60
2009	504,904	147,112	646,870	0	11,745	**1,310,630**	6.51
2010	474,755	104,886	553,941	0	8,021	**1,141,602**	6.58
2011	488,558	108,064	598,135	0	5,443	**1,200,199**	6.53
2012	316,019	91,718	434,677	0	3,151	**845,565**	6.44
2013	340,235	59,027	387,456	151	3,294	**790,163**	6.59
2014	57,513	11,351	70,529	0	573	**139,966**	6.52
2015	0	0	0	0	0	**0**	
2016	0	0	0	0	0	**0**	
2017	0	0	0	0	0	**0**	
2018	0	0	0	0	0	**0**	
2019	0	0	0	0	0	**0**	
Total	**3,323,767**	**1,172,357**	**4,521,127**	**151**	**71,185**	**9,088,587**	6.47

Data source: ARCOS (2006-2014) and Defendant Distribution Data (Walgreens 1/2006 - 3/2014)

Walgreens # 03711 (3/1997 to 7/2018)
DEA: BW5151674
1189 Potrero Ave
San Francisco, CA 94110

Walgreen Co Hydrocodone Shipments to Walgreens # 03711, by Strength
(Total Drug Base Weight in Milligram)

Strength Year\	10	7.5	5	2.5	Other	Total	Avg. Str
1996	0	0	0	0	0	**0**	
1997	0	0	0	0	0	**0**	
1998	0	0	0	0	0	**0**	
1999	0	0	0	0	0	**0**	
2000	0	0	0	0	0	**0**	
2001	0	0	0	0	0	**0**	
2002	0	0	0	0	0	**0**	
2003	0	0	0	0	0	**0**	
2004	0	0	0	0	0	**0**	
2005	0	0	0	0	0	**0**	
2006	228,841	176,625	550,006	0	7,877	**963,350**	6.11
2007	366,267	229,295	604,795	0	7,591	**1,207,948**	6.38
2008	546,676	244,279	674,718	0	23,490	**1,489,163**	6.60
2009	504,904	147,112	646,870	0	11,745	**1,310,630**	6.51
2010	474,755	104,886	553,941	0	8,021	**1,141,602**	6.58
2011	488,558	108,064	598,135	0	5,443	**1,200,199**	6.53
2012	316,019	91,718	434,677	0	3,151	**845,565**	6.44
2013	340,235	59,027	387,456	151	3,294	**790,163**	6.59
2014	57,513	11,351	70,529	0	573	**139,966**	6.52
2015	0	0	0	0	0	**0**	
2016	0	0	0	0	0	**0**	
2017	0	0	0	0	0	**0**	
2018	0	0	0	0	0	**0**	
2019	0	0	0	0	0	**0**	
Total	**3,323,767**	**1,172,357**	**4,521,127**	**151**	**71,185**	**9,088,587**	6.47

Data source: ARCOS (2006-2014) and Defendant Distribution Data (Walgreens 1/2006 - 3/2014)

Moms Pharmacy (11/2005 to 1/2013)
DEA: FM2037732
4071 18th Street
San Francisco, CA 94114

Anda, Inc Oxycodone Shipments to Moms Pharmacy

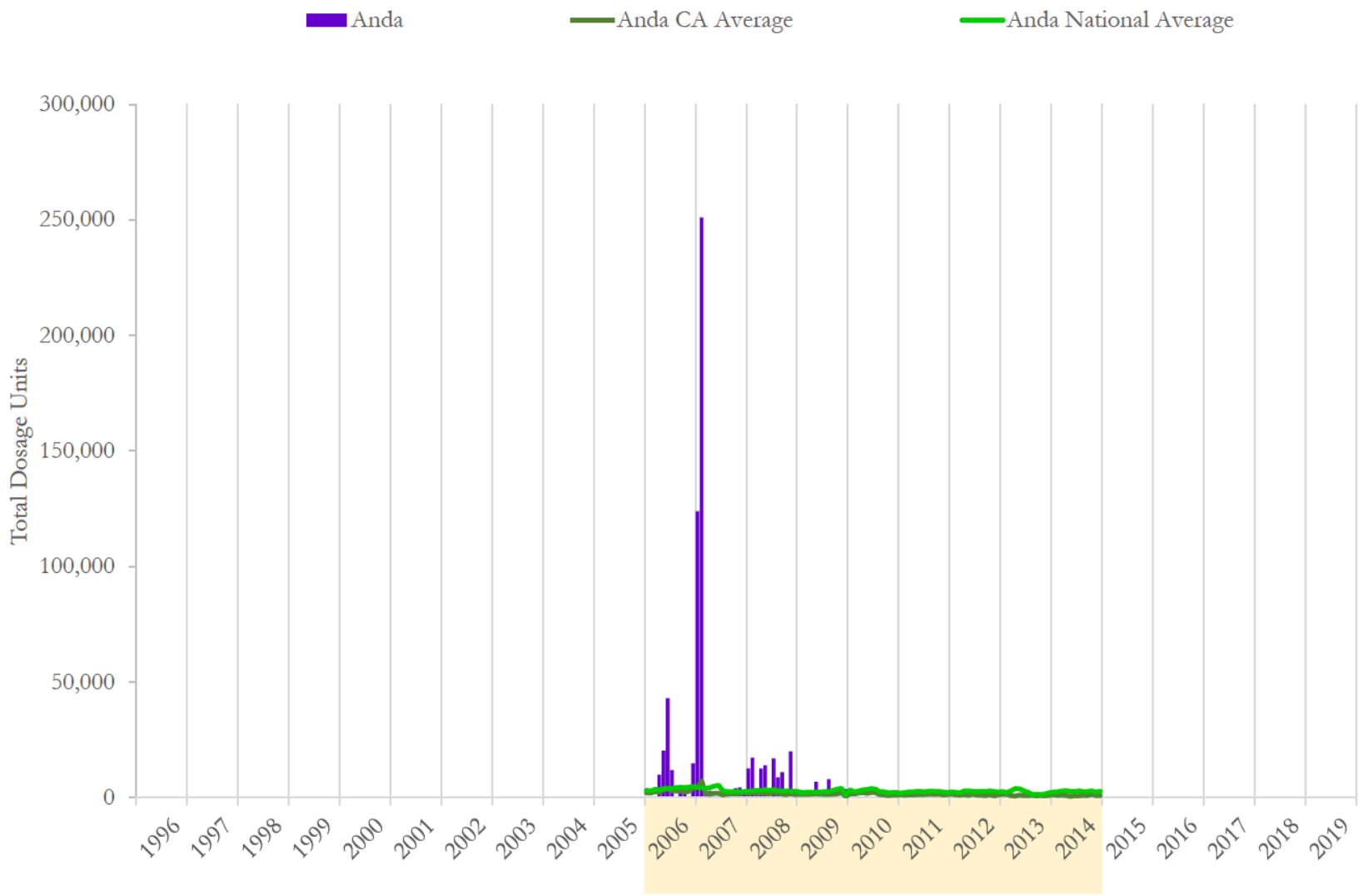

National and state averages reflect oxycodone shipped from Anda, Inc to all active pharmacies each month.
Data source: ARCOS (2006-2014) and Defendant Distribution Data (Anda 12/1996 - 1/2015)

Moms Pharmacy (11/2005 to 1/2013)
DEA: FM2037732
4071 18th Street
San Francisco, CA 94114

Anda, Inc Oxycodone Shipments to Moms Pharmacy

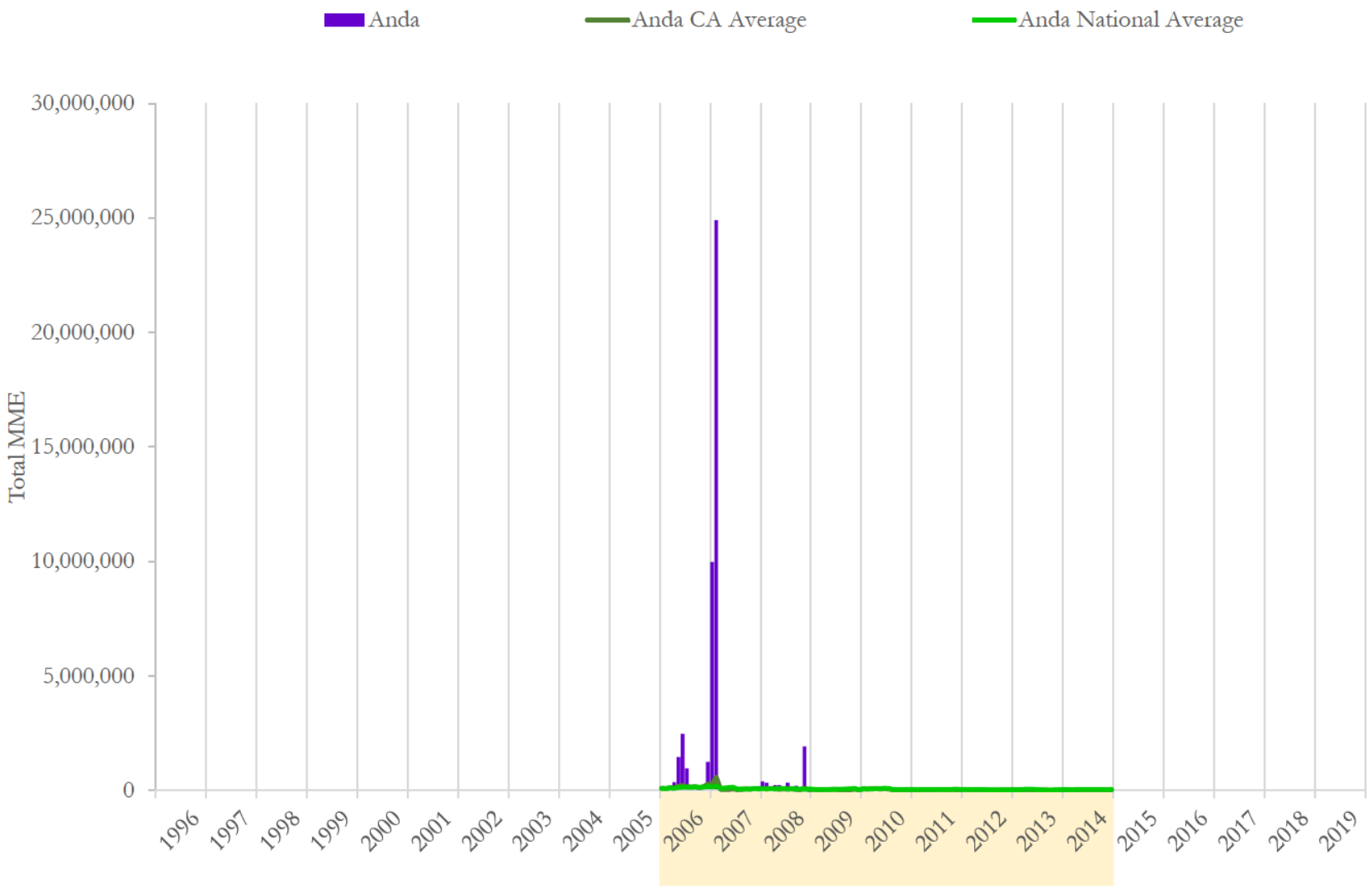

National and state averages reflect oxycodone shipped from Anda, Inc to all active pharmacies each month.
Data source: ARCOS (2006-2014) and Defendant Distribution Data (Anda 12/1996 - 1/2015)

Moms Pharmacy (11/2005 to 1/2013)
DEA: FM2037732
4071 18th Street
San Francisco, CA 94114

Anda, Inc Oxycodone Shipments to Moms Pharmacy

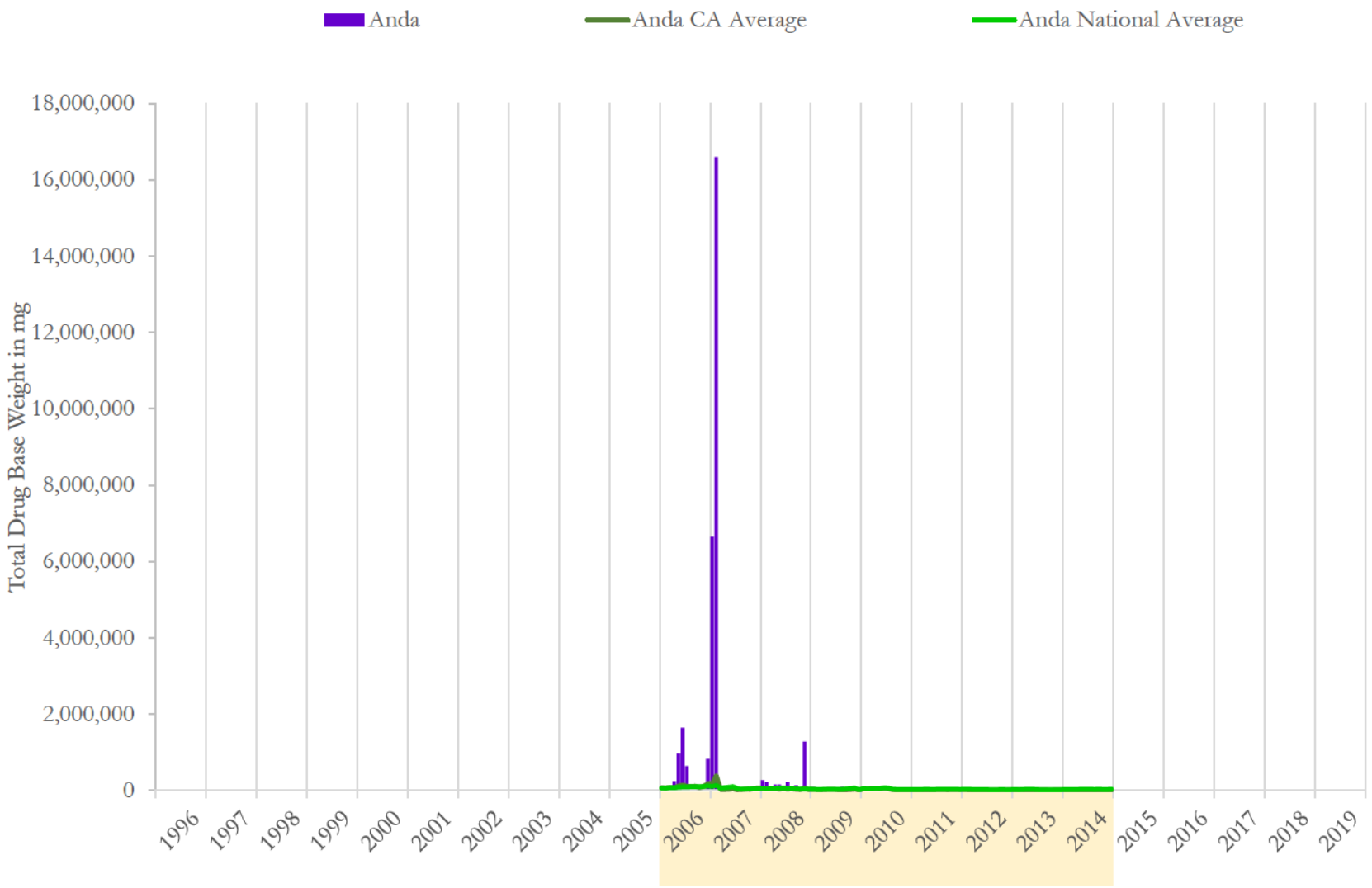

National and state averages reflect oxycodone shipped from Anda, Inc to all active pharmacies each month.
Data source: ARCOS (2006-2014) and Defendant Distribution Data (Anda 12/1996 - 1/2015)

Moms Pharmacy (11/2005 to 1/2013)
DEA: FM2037732
4071 18th Street
San Francisco, CA 94114

Anda, Inc Oxycodone Shipments to Moms Pharmacy

	Dosage Units		MME		Drug Base Weight in mg	
Date	Anda	% Change	Anda	% Change	Anda	% Change
01/2006	0	n/a	0	n/a	0	n/a
02/2006	0	n/a	0	n/a	0	n/a
03/2006	0	n/a	0	n/a	0	n/a
04/2006	9,900	n/a	361,738	n/a	241,159	n/a
05/2006	20,300	105.1%	1,459,725	303.5%	973,150	303.5%
06/2006	43,100	112.3%	2,469,296	69.2%	1,646,198	69.2%
07/2006	11,900	-72.4%	959,746	-61.1%	639,831	-61.1%
08/2006	0	-100.0%	0	-100.0%	0	-100.0%
09/2006	2,000	n/a	14,387	n/a	9,591	n/a
10/2006	2,400	20.0%	96,822	573.0%	64,548	573.0%
11/2006	0	-100.0%	0	-100.0%	0	-100.0%
12/2006	14,800	n/a	1,241,204	n/a	827,470	n/a
01/2007	123,900	737.2%	9,981,674	704.2%	6,654,449	704.2%
02/2007	251,100	102.7%	24,899,382	149.5%	16,599,588	149.5%
03/2007	2,000	-99.2%	56,480	-99.8%	37,653	-99.8%
04/2007	3,000	50.0%	40,343	-28.6%	26,895	-28.6%
05/2007	0	-100.0%	0	-100.0%	0	-100.0%
06/2007	0	n/a	0	n/a	0	n/a
07/2007	0	n/a	0	n/a	0	n/a
08/2007	0	n/a	0	n/a	0	n/a
09/2007	0	n/a	0	n/a	0	n/a
10/2007	4,000	n/a	26,895	n/a	17,930	n/a
11/2007	4,400	10.0%	41,284	53.5%	27,523	53.5%
12/2007	2,000	-54.5%	19,095	-53.7%	12,730	-53.7%

Data source: ARCOS (2006-2014) and Defendant Distribution Data (Anda 12/1996 - 1/2015)

Moms Pharmacy (11/2005 to 1/2013)
DEA: FM2037732
4071 18th Street
San Francisco, CA 94114

Anda, Inc Oxycodone Shipments to Moms Pharmacy

	Dosage Units		MME		Drug Base Weight in mg	
Date	Anda	% Change	Anda	% Change	Anda	% Change
01/2008	12,500	525.0%	396,766	1977.8%	264,511	1977.8%
02/2008	17,300	38.4%	334,905	-15.6%	223,270	-15.6%
03/2008	3,400	-80.3%	172,128	-48.6%	114,752	-48.6%
04/2008	12,500	267.6%	235,331	36.7%	156,888	36.7%
05/2008	13,900	11.2%	238,020	1.1%	158,680	1.1%
06/2008	0	-100.0%	0	-100.0%	0	-100.0%
07/2008	17,000	n/a	336,188	n/a	224,125	n/a
08/2008	8,800	-48.2%	128,424	-61.8%	85,616	-61.8%
09/2008	11,000	25.0%	201,713	57.1%	134,475	57.1%
10/2008	2,000	-81.8%	13,448	-93.3%	8,965	-93.3%
11/2008	20,000	900.0%	1,924,337	14210.0%	1,282,892	14210.0%
12/2008	1,800	-91.0%	24,206	-98.7%	16,137	-98.7%
01/2009	2,000	11.1%	136,896	465.6%	91,264	465.6%
02/2009	2,000	0.0%	13,448	-90.2%	8,965	-90.2%
03/2009	1,800	-10.0%	20,171	50.0%	13,448	50.0%
04/2009	0	-100.0%	0	-100.0%	0	-100.0%
05/2009	6,800	n/a	55,135	n/a	36,757	n/a
06/2009	0	-100.0%	0	-100.0%	0	-100.0%
07/2009	3,400	n/a	79,340	n/a	52,894	n/a
08/2009	8,000	135.3%	147,923	86.4%	98,615	86.4%
09/2009	0	-100.0%	0	-100.0%	0	-100.0%
10/2009	0	n/a	0	n/a	0	n/a
11/2009	0	n/a	0	n/a	0	n/a
12/2009	3,700	n/a	95,813	n/a	63,876	n/a

Data source: ARCOS (2006-2014) and Defendant Distribution Data (Anda 12/1996 - 1/2015)

Moms Pharmacy (11/2005 to 1/2013)
DEA: FM2037732
4071 18th Street
San Francisco, CA 94114

Anda, Inc Oxycodone Shipments to Moms Pharmacy

	Dosage Units		MME		Drug Base Weight in mg	
Date	Anda	% Change	Anda	% Change	Anda	% Change
01/2010	0	-100.0%	0	-100.0%	0	-100.0%
02/2010	2,000	n/a	13,448	n/a	8,965	n/a
03/2010	0	-100.0%	0	-100.0%	0	-100.0%
04/2010	0	n/a	0	n/a	0	n/a
05/2010	0	n/a	0	n/a	0	n/a
06/2010	0	n/a	0	n/a	0	n/a
07/2010	0	n/a	0	n/a	0	n/a
08/2010	0	n/a	0	n/a	0	n/a
09/2010	0	n/a	0	n/a	0	n/a
10/2010	0	n/a	0	n/a	0	n/a
11/2010	0	n/a	0	n/a	0	n/a
12/2010	0	n/a	0	n/a	0	n/a
01/2011	0	n/a	0	n/a	0	n/a
02/2011	0	n/a	0	n/a	0	n/a
03/2011	0	n/a	0	n/a	0	n/a
04/2011	0	n/a	0	n/a	0	n/a
05/2011	0	n/a	0	n/a	0	n/a
06/2011	0	n/a	0	n/a	0	n/a
07/2011	0	n/a	0	n/a	0	n/a
08/2011	0	n/a	0	n/a	0	n/a
09/2011	0	n/a	0	n/a	0	n/a
10/2011	0	n/a	0	n/a	0	n/a
11/2011	0	n/a	0	n/a	0	n/a
12/2011	0	n/a	0	n/a	0	n/a

Data source: ARCOS (2006-2014) and Defendant Distribution Data (Anda 12/1996 - 1/2015)

Moms Pharmacy (11/2005 to 1/2013)
DEA: FM2037732
4071 18th Street
San Francisco, CA 94114

Anda, Inc Oxycodone Shipments to Moms Pharmacy

	Dosage Units		MME		Drug Base Weight in mg	
Date	**Anda**	**% Change**	**Anda**	**% Change**	**Anda**	**% Change**
1996	0		0		0	
1997	0	n/a	0	n/a	0	n/a
1998	0	n/a	0	n/a	0	n/a
1999	0	n/a	0	n/a	0	n/a
2000	0	n/a	0	n/a	0	n/a
2001	0	n/a	0	n/a	0	n/a
2002	0	n/a	0	n/a	0	n/a
2003	0	n/a	0	n/a	0	n/a
2004	0	n/a	0	n/a	0	n/a
2005	0	n/a	0	n/a	0	n/a
2006	104,400	n/a	6,602,919	n/a	4,401,946	n/a
2007	390,400	273.9%	35,065,153	431.1%	23,376,768	431.1%
2008	120,200	-69.2%	4,005,465	-88.6%	2,670,310	-88.6%
2009	27,700	-77.0%	548,725	-86.3%	365,817	-86.3%
2010	2,000	-92.8%	13,448	-97.5%	8,965	-97.5%
2011	0	-100.0%	0	-100.0%	0	-100.0%
2012	0	n/a	0	n/a	0	n/a
2013	0	n/a	0	n/a	0	n/a
2014	0	n/a	0	n/a	0	n/a
2015	0	n/a	0	n/a	0	n/a
2016	0	n/a	0	n/a	0	n/a
2017	0	n/a	0	n/a	0	n/a
2018	0	n/a	0	n/a	0	n/a
2019	0	n/a	0	n/a	0	n/a
Total	**644,700**		**46,235,709**		**30,823,806**	

Data source: ARCOS (2006-2014) and Defendant Distribution Data (Anda 12/1996 - 1/2015)

Moms Pharmacy (11/2005 to 1/2013)
DEA: FM2037732
4071 18th Street
San Francisco, CA 94114

Anda, Inc Oxycodone Shipments to Moms Pharmacy, by Strength

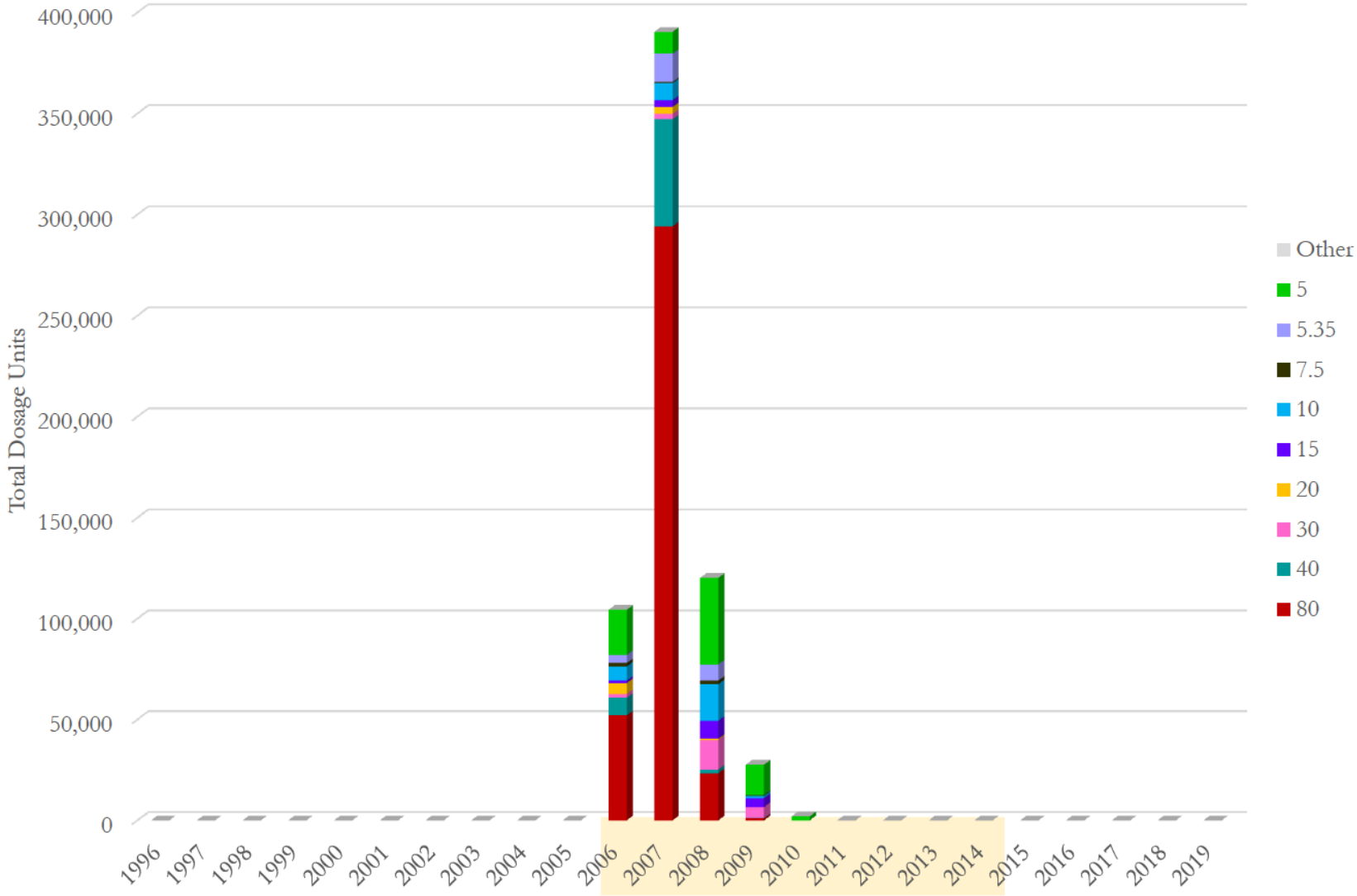

Data source: ARCOS (2006-2014) and Defendant Distribution Data (Anda 12/1996 - 1/2015)

Moms Pharmacy (11/2005 to 1/2013)
DEA: FM2037732
4071 18th Street
San Francisco, CA 94114

Anda, Inc Oxycodone Shipments to Moms Pharmacy, by Strength

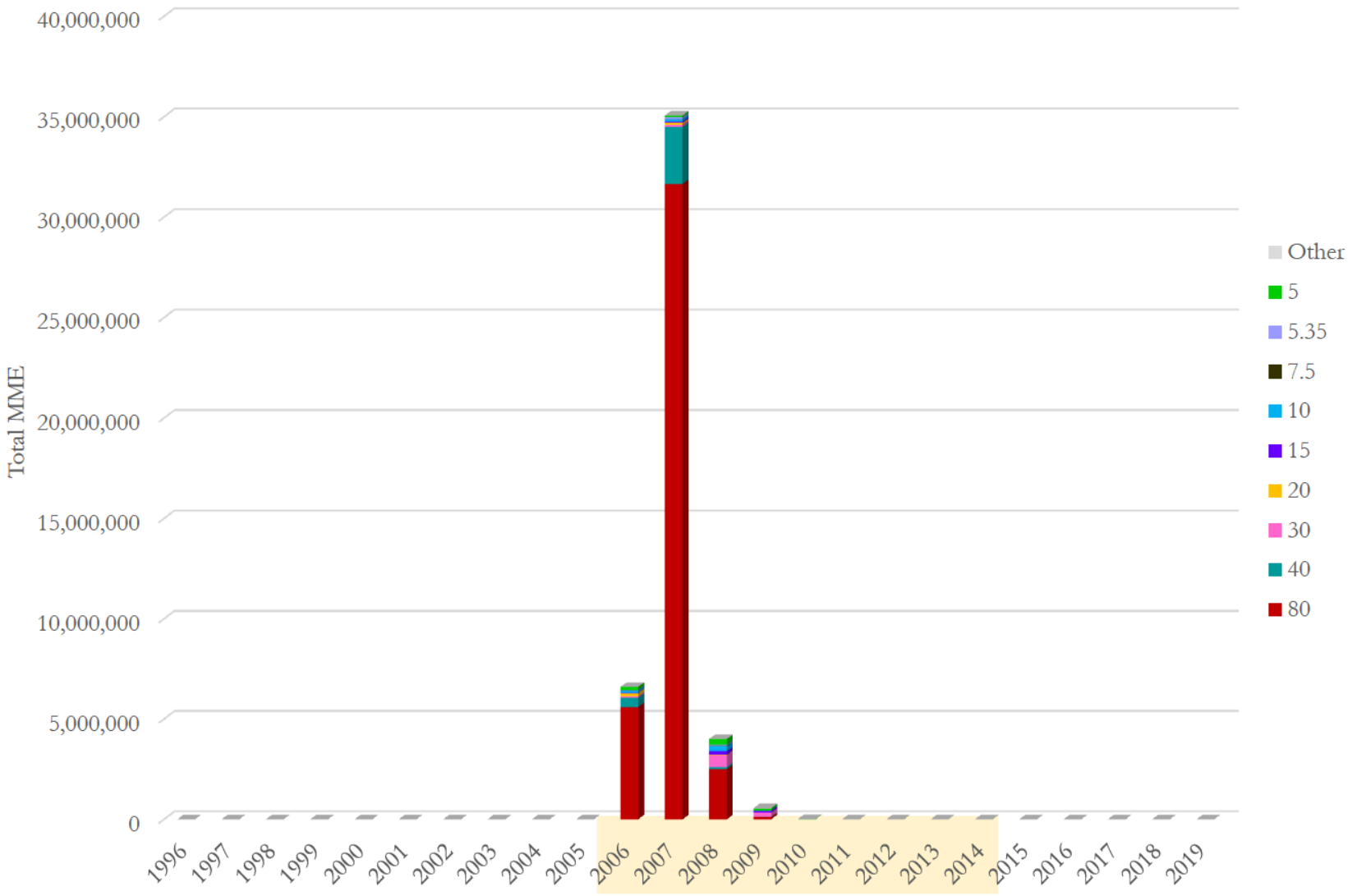

Data source: ARCOS (2006-2014) and Defendant Distribution Data (Anda 12/1996 - 1/2015)

Moms Pharmacy (11/2005 to 1/2013)
DEA: FM2037732
4071 18th Street
San Francisco, CA 94114

Anda, Inc Oxycodone Shipments to Moms Pharmacy, by Strength

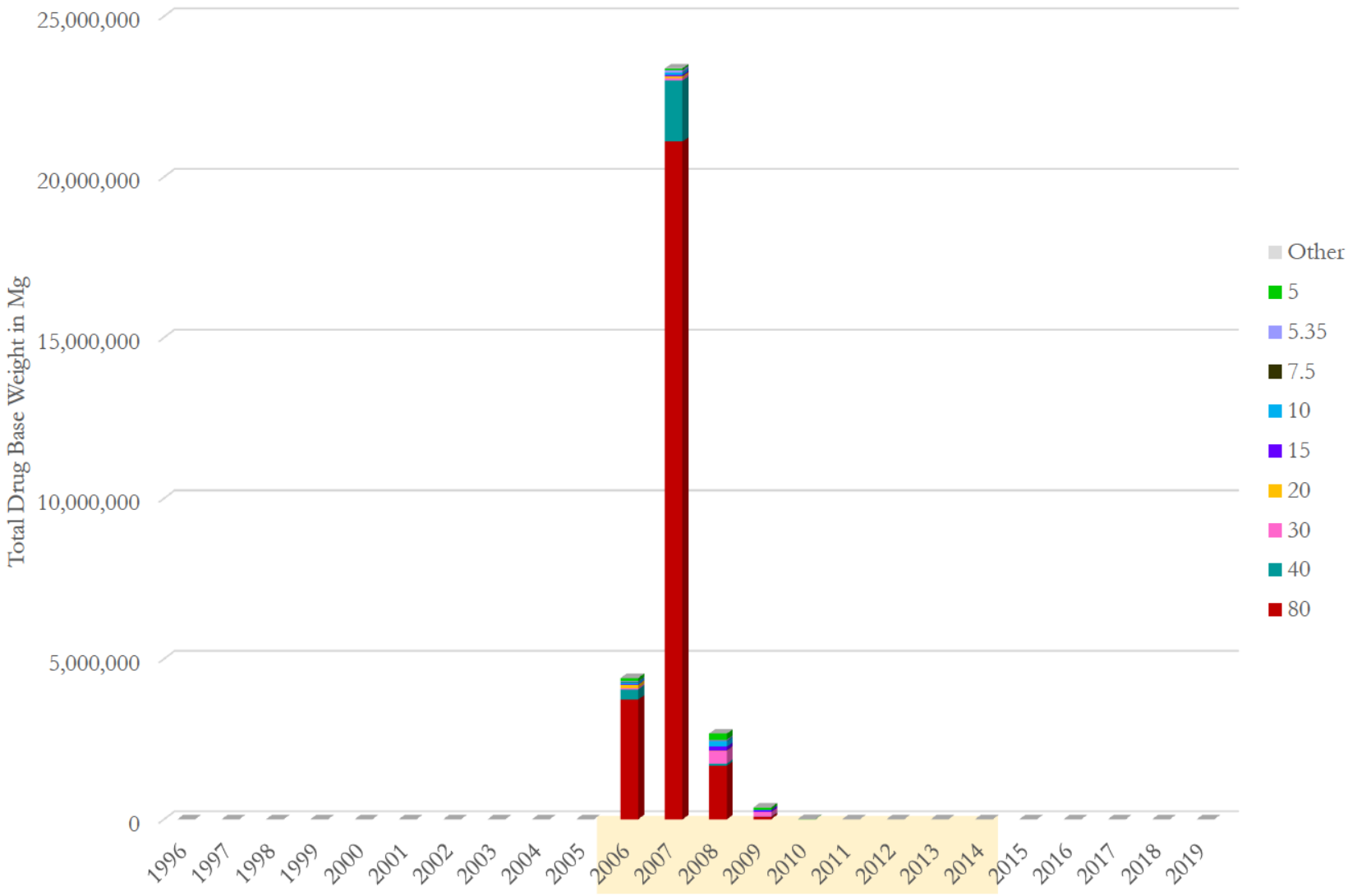

Data source: ARCOS (2006-2014) and Defendant Distribution Data (Anda 12/1996 - 1/2015)

Moms Pharmacy (11/2005 to 1/2013)
DEA: FM2037732
4071 18th Street
San Francisco, CA 94114

Anda, Inc Oxycodone Shipments to Moms Pharmacy, by Strength
(Total Dosage Units)

Strength Year\	80	40	30	20	15	10	7.5	5.35	5	Other	Total	Avg. Str
1996	0	0	0	0	0	0	0	0	0	0	**0**	
1997	0	0	0	0	0	0	0	0	0	0	**0**	
1998	0	0	0	0	0	0	0	0	0	0	**0**	
1999	0	0	0	0	0	0	0	0	0	0	**0**	
2000	0	0	0	0	0	0	0	0	0	0	**0**	
2001	0	0	0	0	0	0	0	0	0	0	**0**	
2002	0	0	0	0	0	0	0	0	0	0	**0**	
2003	0	0	0	0	0	0	0	0	0	0	**0**	
2004	0	0	0	0	0	0	0	0	0	0	**0**	
2005	0	0	0	0	0	0	0	0	0	0	**0**	
2006	52,000	8,800	1,800	5,500	1,200	7,000	1,700	4,000	22,400	0	**104,400**	47.03
2007	294,200	53,000	2,700	3,300	3,400	8,400	600	14,000	10,800	0	**390,400**	66.78
2008	23,300	1,900	14,600	600	9,000	18,100	1,800	8,000	42,900	0	**120,200**	24.77
2009	1,000	200	5,400	0	4,400	1,200	300	0	15,200	0	**27,700**	14.67
2010	0	0	0	0	0	0	0	0	2,000	0	**2,000**	5.00
2011	0	0	0	0	0	0	0	0	0	0	**0**	
2012	0	0	0	0	0	0	0	0	0	0	**0**	
2013	0	0	0	0	0	0	0	0	0	0	**0**	
2014	0	0	0	0	0	0	0	0	0	0	**0**	
2015	0	0	0	0	0	0	0	0	0	0	**0**	
2016	0	0	0	0	0	0	0	0	0	0	**0**	
2017	0	0	0	0	0	0	0	0	0	0	**0**	
2018	0	0	0	0	0	0	0	0	0	0	**0**	
2019	0	0	0	0	0	0	0	0	0	0	**0**	
Total	**370,500**	**63,900**	**24,500**	**9,400**	**18,000**	**34,700**	**4,400**	**26,000**	**93,300**	**0**	**644,700**	53.32

Data source: ARCOS (2006-2014) and Defendant Distribution Data (Anda 12/1996 - 1/2015)

Moms Pharmacy (11/2005 to 1/2013)
DEA: FM2037732
4071 18th Street
San Francisco, CA 94114

Anda, Inc Oxycodone Shipments to Moms Pharmacy, by Strength (Total MME)

Strength Year\	80	40	30	20	15	10	7.5	5.35	5	Other	Total	Avg. Str
1996	0	0	0	0	0	0	0	0	0	0	**0**	
1997	0	0	0	0	0	0	0	0	0	0	**0**	
1998	0	0	0	0	0	0	0	0	0	0	**0**	
1999	0	0	0	0	0	0	0	0	0	0	**0**	
2000	0	0	0	0	0	0	0	0	0	0	**0**	
2001	0	0	0	0	0	0	0	0	0	0	**0**	
2002	0	0	0	0	0	0	0	0	0	0	**0**	
2003	0	0	0	0	0	0	0	0	0	0	**0**	
2004	0	0	0	0	0	0	0	0	0	0	**0**	
2005	0	0	0	0	0	0	0	0	0	0	**0**	
2006	5,594,160	473,352	72,617	147,923	24,206	94,133	17,146	28,774	150,610	0	**6,602,919**	47.03
2007	31,650,036	2,850,870	108,925	88,754	68,582	112,959	6,051	100,712	72,616	5,648	**35,065,153**	66.78
2008	2,506,614	102,201	589,001	16,137	181,541	243,400	18,154	57,549	288,448	2,421	**4,005,465**	24.77
2009	107,580	10,758	217,850	0	88,754	16,137	3,026	0	102,201	2,421	**548,725**	14.67
2010	0	0	0	0	0	0	0	0	13,448	0	**13,448**	5.00
2011	0	0	0	0	0	0	0	0	0	0	**0**	
2012	0	0	0	0	0	0	0	0	0	0	**0**	
2013	0	0	0	0	0	0	0	0	0	0	**0**	
2014	0	0	0	0	0	0	0	0	0	0	**0**	
2015	0	0	0	0	0	0	0	0	0	0	**0**	
2016	0	0	0	0	0	0	0	0	0	0	**0**	
2017	0	0	0	0	0	0	0	0	0	0	**0**	
2018	0	0	0	0	0	0	0	0	0	0	**0**	
2019	0	0	0	0	0	0	0	0	0	0	**0**	
Total	**39,858,390**	**3,437,181**	**988,391**	**252,813**	**363,083**	**466,628**	**44,377**	**187,035**	**627,322**	**10,489**	**46,235,709**	53.32

Data source: ARCOS (2006-2014) and Defendant Distribution Data (Anda 12/1996 - 1/2015)

Moms Pharmacy (11/2005 to 1/2013)
DEA: FM2037732
4071 18th Street
San Francisco, CA 94114

Anda, Inc Oxycodone Shipments to Moms Pharmacy, by Strength
(Total Drug Base Weight in Milligram)

Strength Year\	80	40	30	20	15	10	7.5	5.35	5	Other	Total	Avg. Str
1996	0	0	0	0	0	0	0	0	0	0	**0**	
1997	0	0	0	0	0	0	0	0	0	0	**0**	
1998	0	0	0	0	0	0	0	0	0	0	**0**	
1999	0	0	0	0	0	0	0	0	0	0	**0**	
2000	0	0	0	0	0	0	0	0	0	0	**0**	
2001	0	0	0	0	0	0	0	0	0	0	**0**	
2002	0	0	0	0	0	0	0	0	0	0	**0**	
2003	0	0	0	0	0	0	0	0	0	0	**0**	
2004	0	0	0	0	0	0	0	0	0	0	**0**	
2005	0	0	0	0	0	0	0	0	0	0	**0**	
2006	3,729,440	315,568	48,411	98,615	16,137	62,755	11,430	19,183	100,406	0	**4,401,946**	47.03
2007	21,100,024	1,900,580	72,617	59,169	45,722	75,306	4,034	67,141	48,411	3,765	**23,376,768**	66.78
2008	1,671,076	68,134	392,667	10,758	121,028	162,267	12,103	38,366	192,298	1,614	**2,670,310**	24.77
2009	71,720	7,172	145,233	0	59,169	10,758	2,017	0	68,134	1,614	**365,817**	14.67
2010	0	0	0	0	0	0	0	0	8,965	0	**8,965**	5.00
2011	0	0	0	0	0	0	0	0	0	0	**0**	
2012	0	0	0	0	0	0	0	0	0	0	**0**	
2013	0	0	0	0	0	0	0	0	0	0	**0**	
2014	0	0	0	0	0	0	0	0	0	0	**0**	
2015	0	0	0	0	0	0	0	0	0	0	**0**	
2016	0	0	0	0	0	0	0	0	0	0	**0**	
2017	0	0	0	0	0	0	0	0	0	0	**0**	
2018	0	0	0	0	0	0	0	0	0	0	**0**	
2019	0	0	0	0	0	0	0	0	0	0	**0**	
Total	**26,572,260**	**2,291,454**	**658,928**	**168,542**	**242,055**	**311,086**	**29,585**	**124,690**	**418,214**	**6,993**	**30,823,806**	53.32

Data source: ARCOS (2006-2014) and Defendant Distribution Data (Anda 12/1996 - 1/2015)

Moms Pharmacy (11/2005 to 1/2013)
DEA: FM2037732
4071 18th Street
San Francisco, CA 94114

Anda, Inc Hydrocodone Shipments to Moms Pharmacy

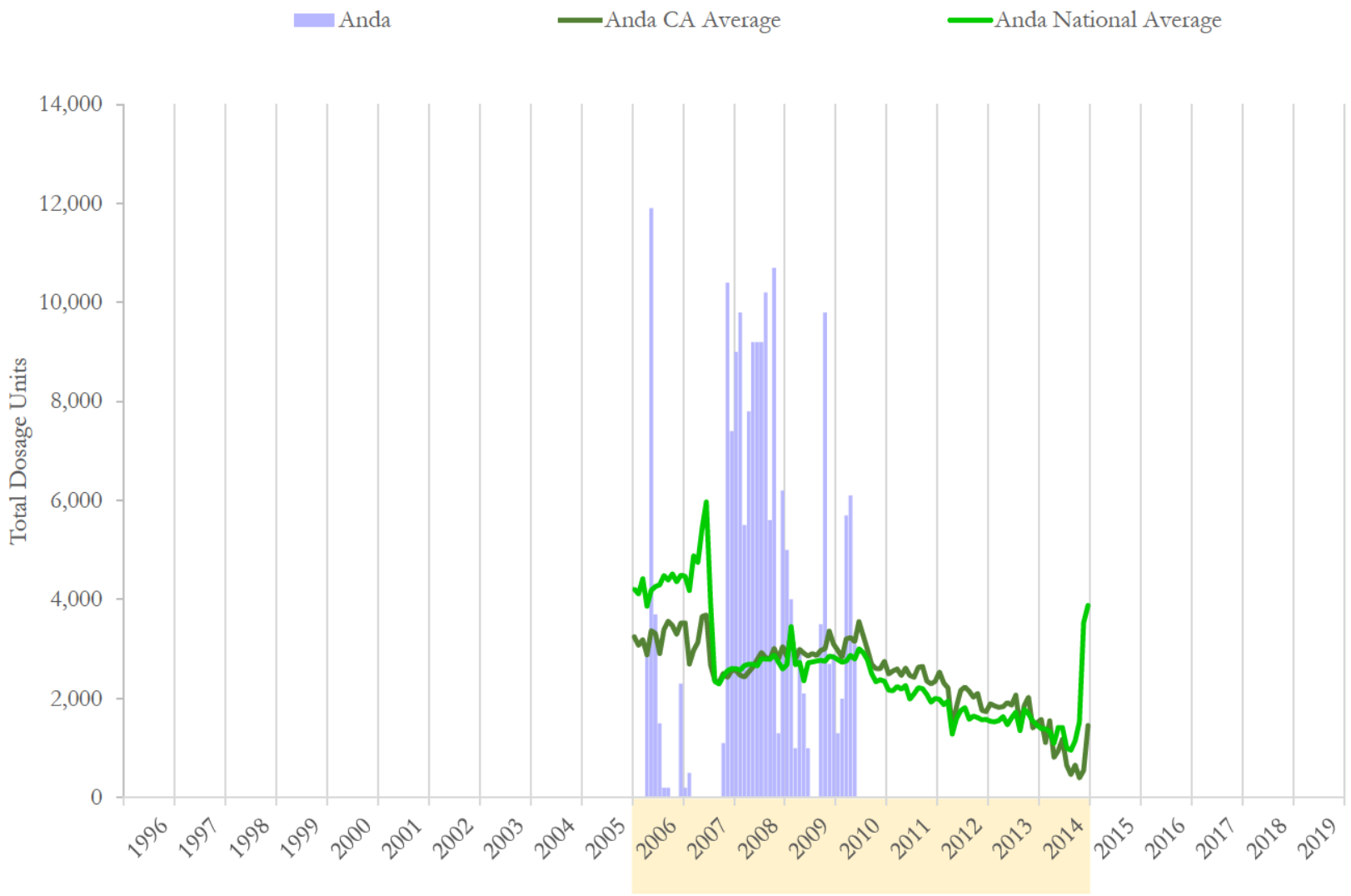

National and state averages reflect hydrocodone shipped from Anda, Inc to all active pharmacies each month.
Data source: ARCOS (2006-2014) and Defendant Distribution Data (Anda 12/1996 - 1/2015)

Moms Pharmacy (11/2005 to 1/2013)
DEA: FM2037732
4071 18th Street
San Francisco, CA 94114

Anda, Inc Hydrocodone Shipments to Moms Pharmacy

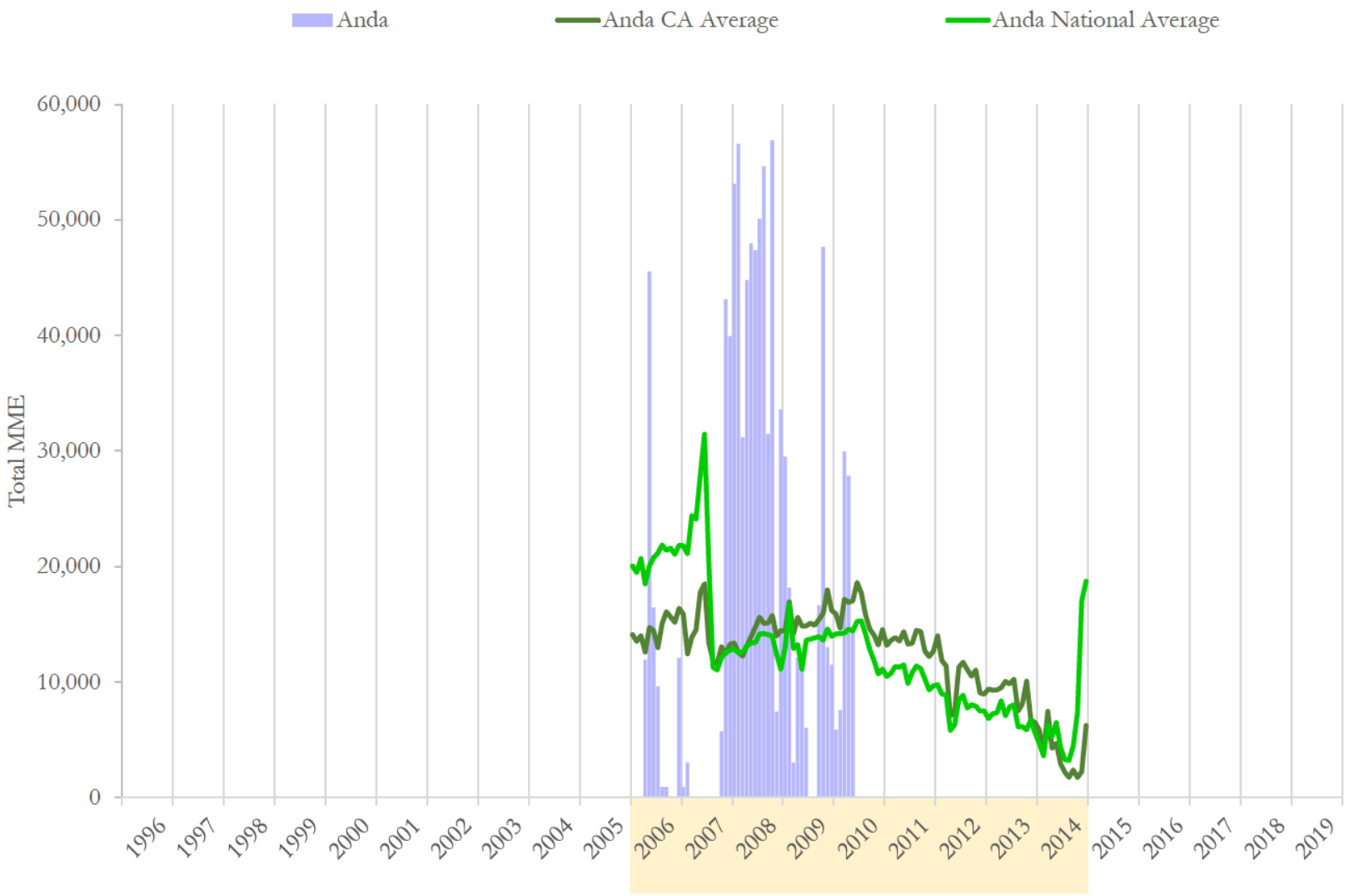

National and state averages reflect hydrocodone shipped from Anda, Inc to all active pharmacies each month.
Data source: ARCOS (2006-2014) and Defendant Distribution Data (Anda 12/1996 - 1/2015)

Moms Pharmacy (11/2005 to 1/2013)
DEA: FM2037732
4071 18th Street
San Francisco, CA 94114

Anda, Inc Hydrocodone Shipments to Moms Pharmacy

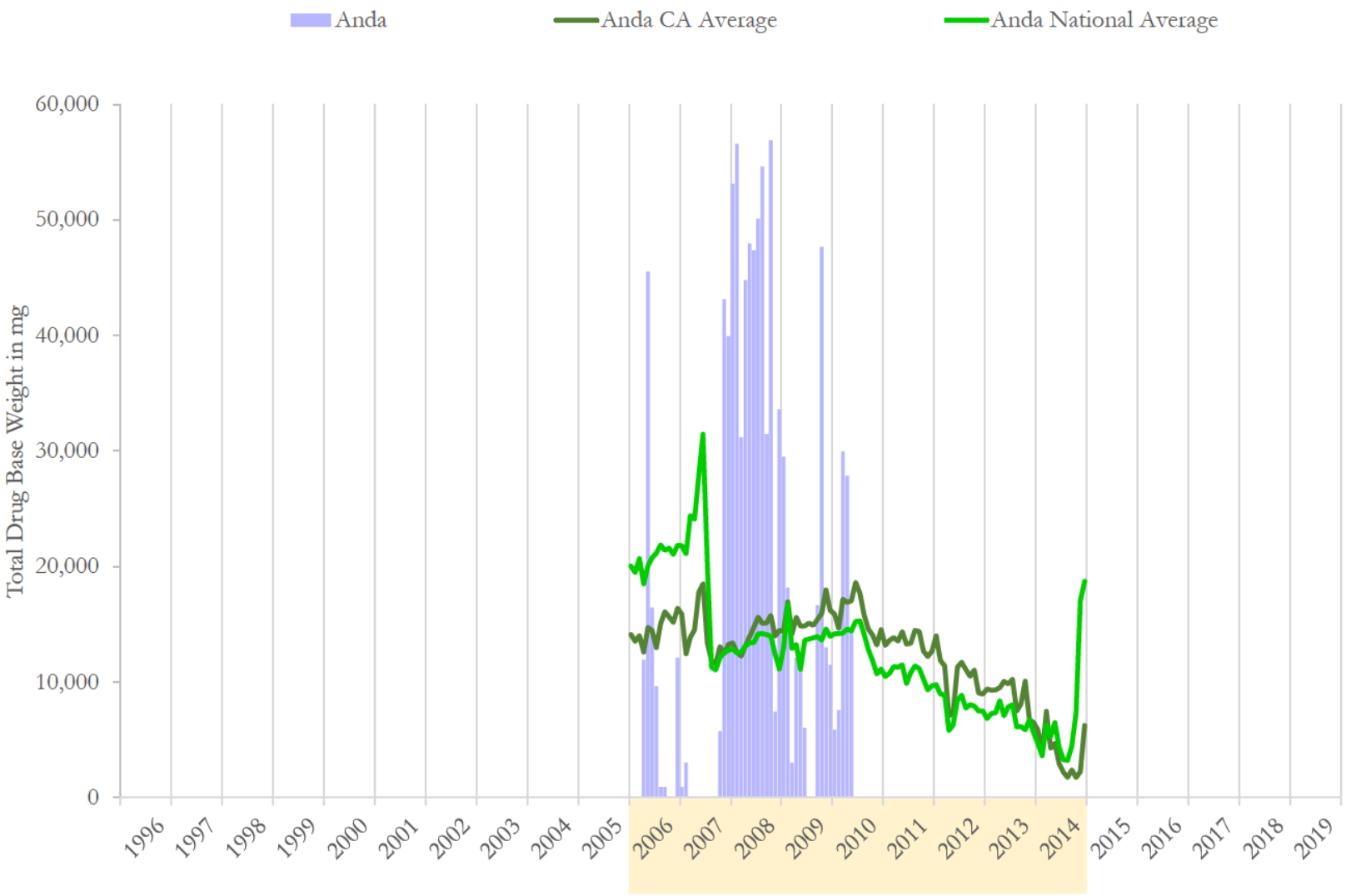

National and state averages reflect hydrocodone shipped from Anda, Inc to all active pharmacies each month.
Data source: ARCOS (2006-2014) and Defendant Distribution Data (Anda 12/1996 - 1/2015)

Moms Pharmacy (11/2005 to 1/2013)
DEA: FM2037732
4071 18th Street
San Francisco, CA 94114

Anda, Inc Hydrocodone Shipments to Moms Pharmacy

	Dosage Units		MME		Drug Base Weight in mg	
Date	Anda	% Change	Anda	% Change	Anda	% Change
01/2006	0	n/a	0	n/a	0	n/a
02/2006	0	n/a	0	n/a	0	n/a
03/2006	0	n/a	0	n/a	0	n/a
04/2006	2,900	n/a	11,940	n/a	11,940	n/a
05/2006	11,900	310.3%	45,524	281.3%	45,524	281.3%
06/2006	3,700	-68.9%	16,448	-63.9%	16,448	-63.9%
07/2006	1,500	-59.5%	9,654	-41.3%	9,654	-41.3%
08/2006	200	-86.7%	908	-90.6%	908	-90.6%
09/2006	200	0.0%	908	0.0%	908	0.0%
10/2006	0	-100.0%	0	-100.0%	0	-100.0%
11/2006	0	n/a	0	n/a	0	n/a
12/2006	2,300	n/a	12,108	n/a	12,108	n/a
01/2007	200	-91.3%	908	-92.5%	908	-92.5%
02/2007	500	150.0%	3,027	233.3%	3,027	233.3%
03/2007	0	-100.0%	0	-100.0%	0	-100.0%
04/2007	0	n/a	0	n/a	0	n/a
05/2007	0	n/a	0	n/a	0	n/a
06/2007	0	n/a	0	n/a	0	n/a
07/2007	0	n/a	0	n/a	0	n/a
08/2007	0	n/a	0	n/a	0	n/a
09/2007	0	n/a	0	n/a	0	n/a
10/2007	1,100	n/a	5,751	n/a	5,751	n/a
11/2007	10,400	845.5%	43,135	650.0%	43,135	650.0%
12/2007	7,400	-28.8%	39,956	-7.4%	39,956	-7.4%

Data source: ARCOS (2006-2014) and Defendant Distribution Data (Anda 12/1996 - 1/2015)

Moms Pharmacy (11/2005 to 1/2013)
DEA: FM2037732
4071 18th Street
San Francisco, CA 94114

Anda, Inc Hydrocodone Shipments to Moms Pharmacy

	Dosage Units		MME		Drug Base Weight in mg	
Date	Anda	% Change	Anda	% Change	Anda	% Change
01/2008	9,000	21.6%	53,124	33.0%	53,124	33.0%
02/2008	9,800	8.9%	56,605	6.6%	56,605	6.6%
03/2008	5,500	-43.9%	31,178	-44.9%	31,178	-44.9%
04/2008	7,800	41.8%	44,800	43.7%	44,800	43.7%
05/2008	9,200	17.9%	47,978	7.1%	47,978	7.1%
06/2008	9,200	0.0%	47,373	-1.3%	47,373	-1.3%
07/2008	9,200	0.0%	50,097	5.8%	50,097	5.8%
08/2008	10,200	10.9%	54,637	9.1%	54,637	9.1%
09/2008	5,600	-45.1%	31,481	-42.4%	31,481	-42.4%
10/2008	10,700	91.1%	56,908	80.8%	56,908	80.8%
11/2008	1,300	-87.9%	7,416	-87.0%	7,416	-87.0%
12/2008	6,200	376.9%	33,600	353.1%	33,600	353.1%
01/2009	5,000	-19.4%	29,513	-12.2%	29,513	-12.2%
02/2009	4,000	-20.0%	18,162	-38.5%	18,162	-38.5%
03/2009	1,000	-75.0%	3,027	-83.3%	3,027	-83.3%
04/2009	3,000	200.0%	12,108	300.0%	12,108	300.0%
05/2009	2,100	-30.0%	12,562	3.7%	12,562	3.7%
06/2009	1,000	-52.4%	6,054	-51.8%	6,054	-51.8%
07/2009	0	-100.0%	0	-100.0%	0	-100.0%
08/2009	0	n/a	0	n/a	0	n/a
09/2009	3,500	n/a	16,649	n/a	16,649	n/a
10/2009	9,800	180.0%	47,675	186.4%	47,675	186.4%
11/2009	2,700	-72.4%	13,016	-72.7%	13,016	-72.7%
12/2009	2,900	7.4%	11,503	-11.6%	11,503	-11.6%

Data source: ARCOS (2006-2014) and Defendant Distribution Data (Anda 12/1996 - 1/2015)

Moms Pharmacy (11/2005 to 1/2013)
DEA: FM2037732
4071 18th Street
San Francisco, CA 94114

Anda, Inc Hydrocodone Shipments to Moms Pharmacy

	Dosage Units		MME		Drug Base Weight in mg	
Date	Anda	% Change	Anda	% Change	Anda	% Change
01/2010	1,300	-55.2%	5,903	-48.7%	5,903	-48.7%
02/2010	2,000	53.8%	7,568	28.2%	7,568	28.2%
03/2010	5,700	185.0%	29,967	296.0%	29,967	296.0%
04/2010	6,100	7.0%	27,848	-7.1%	27,848	-7.1%
05/2010	3,100	-49.2%	14,227	-48.9%	14,227	-48.9%
06/2010	0	-100.0%	0	-100.0%	0	-100.0%
07/2010	0	n/a	0	n/a	0	n/a
08/2010	0	n/a	0	n/a	0	n/a
09/2010	0	n/a	0	n/a	0	n/a
10/2010	0	n/a	0	n/a	0	n/a
11/2010	0	n/a	0	n/a	0	n/a
12/2010	0	n/a	0	n/a	0	n/a
01/2011	0	n/a	0	n/a	0	n/a
02/2011	0	n/a	0	n/a	0	n/a
03/2011	0	n/a	0	n/a	0	n/a
04/2011	0	n/a	0	n/a	0	n/a
05/2011	0	n/a	0	n/a	0	n/a
06/2011	0	n/a	0	n/a	0	n/a
07/2011	0	n/a	0	n/a	0	n/a
08/2011	0	n/a	0	n/a	0	n/a
09/2011	0	n/a	0	n/a	0	n/a
10/2011	0	n/a	0	n/a	0	n/a
11/2011	0	n/a	0	n/a	0	n/a
12/2011	0	n/a	0	n/a	0	n/a

Data source: ARCOS (2006-2014) and Defendant Distribution Data (Anda 12/1996 - 1/2015)

Moms Pharmacy (11/2005 to 1/2013)
DEA: FM2037732
4071 18th Street
San Francisco, CA 94114

Anda, Inc Hydrocodone Shipments to Moms Pharmacy

	Dosage Units		MME		Drug Base Weight in mg	
Date	**Anda**	**% Change**	**Anda**	**% Change**	**Anda**	**% Change**
1996	0		0		0	
1997	0	n/a	0	n/a	0	n/a
1998	0	n/a	0	n/a	0	n/a
1999	0	n/a	0	n/a	0	n/a
2000	0	n/a	0	n/a	0	n/a
2001	0	n/a	0	n/a	0	n/a
2002	0	n/a	0	n/a	0	n/a
2003	0	n/a	0	n/a	0	n/a
2004	0	n/a	0	n/a	0	n/a
2005	0	n/a	0	n/a	0	n/a
2006	22,700	n/a	97,491	n/a	97,491	n/a
2007	19,600	-13.7%	92,778	-4.8%	92,778	-4.8%
2008	93,700	378.1%	515,195	455.3%	515,195	455.3%
2009	35,000	-62.6%	170,269	-67.0%	170,269	-67.0%
2010	18,200	-48.0%	85,513	-49.8%	85,513	-49.8%
2011	0	-100.0%	0	-100.0%	0	-100.0%
2012	0	n/a	0	n/a	0	n/a
2013	0	n/a	0	n/a	0	n/a
2014	0	n/a	0	n/a	0	n/a
2015	0	n/a	0	n/a	0	n/a
2016	0	n/a	0	n/a	0	n/a
2017	0	n/a	0	n/a	0	n/a
2018	0	n/a	0	n/a	0	n/a
2019	0	n/a	0	n/a	0	n/a
Total	**189,200**		**961,245**		**961,245**	

Data source: ARCOS (2006-2014) and Defendant Distribution Data (Anda 12/1996 - 1/2015)

Moms Pharmacy (11/2005 to 1/2013)
DEA: FM2037732
4071 18th Street
San Francisco, CA 94114

Anda, Inc Hydrocodone Shipments to Moms Pharmacy, by Strength

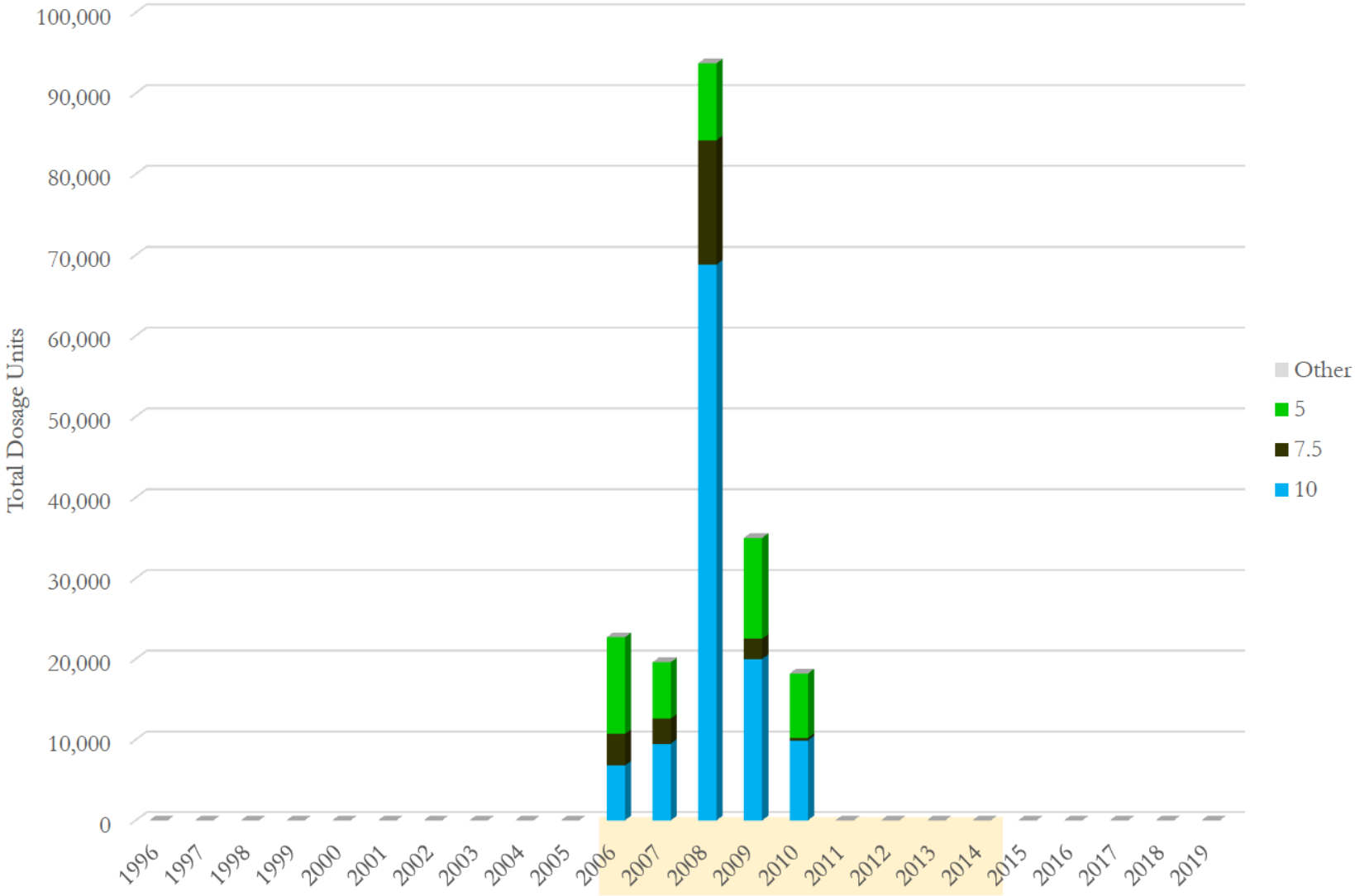

Data source: ARCOS (2006-2014) and Defendant Distribution Data (Anda 12/1996 - 1/2015)

Moms Pharmacy (11/2005 to 1/2013)
DEA: FM2037732
4071 18th Street
San Francisco, CA 94114

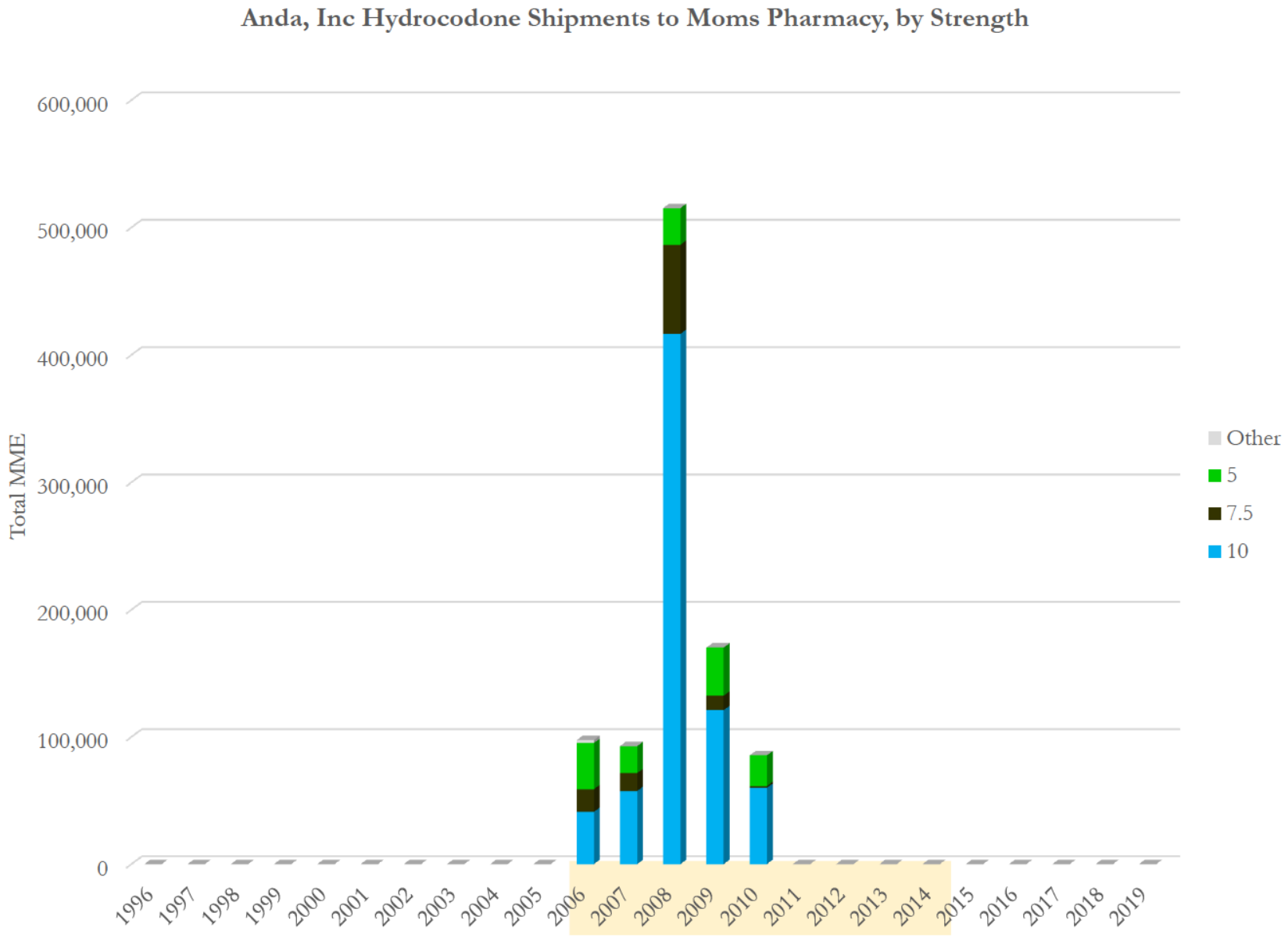

Data source: ARCOS (2006-2014) and Defendant Distribution Data (Anda 12/1996 - 1/2015)

Moms Pharmacy (11/2005 to 1/2013)
DEA: FM2037732
4071 18th Street
San Francisco, CA 94114

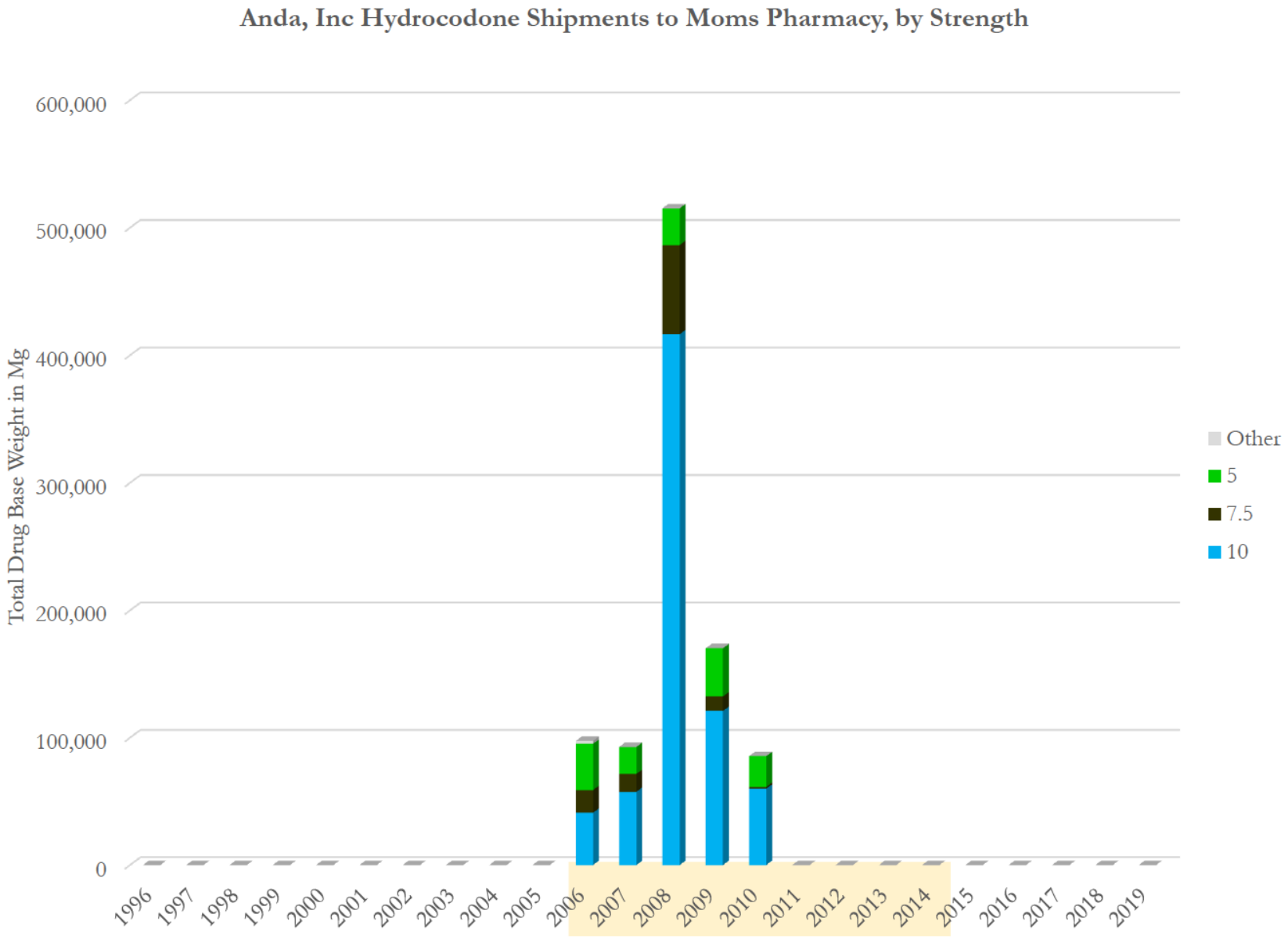

Data source: ARCOS (2006-2014) and Defendant Distribution Data (Anda 12/1996 - 1/2015)

Moms Pharmacy (11/2005 to 1/2013)
DEA: FM2037732
4071 18th Street
San Francisco, CA 94114

Anda, Inc Hydrocodone Shipments to Moms Pharmacy, by Strength
(Total Dosage Units)

Strength Year\	10	7.5	5	Other	Total	Avg. Str
1996	0	0	0	0	**0**	
1997	0	0	0	0	**0**	
1998	0	0	0	0	**0**	
1999	0	0	0	0	**0**	
2000	0	0	0	0	**0**	
2001	0	0	0	0	**0**	
2002	0	0	0	0	**0**	
2003	0	0	0	0	**0**	
2004	0	0	0	0	**0**	
2005	0	0	0	0	**0**	
2006	6,800	3,900	12,000	0	**22,700**	6.93
2007	9,500	3,100	7,000	0	**19,600**	7.82
2008	68,800	15,400	9,500	0	**93,700**	9.08
2009	20,000	2,500	12,500	0	**35,000**	8.04
2010	9,900	300	8,000	0	**18,200**	7.76
2011	0	0	0	0	**0**	
2012	0	0	0	0	**0**	
2013	0	0	0	0	**0**	
2014	0	0	0	0	**0**	
2015	0	0	0	0	**0**	
2016	0	0	0	0	**0**	
2017	0	0	0	0	**0**	
2018	0	0	0	0	**0**	
2019	0	0	0	0	**0**	
Total	**115,000**	**25,200**	**49,000**	**0**	**189,200**	8.37

Data source: ARCOS (2006-2014) and Defendant Distribution Data (Anda 12/1996 - 1/2015)

Moms Pharmacy (11/2005 to 1/2013)
DEA: FM2037732
4071 18th Street
San Francisco, CA 94114

Anda, Inc Hydrocodone Shipments to Moms Pharmacy, by Strength (Total MME)

Strength Year\	10	7.5	5	Other	Total	Avg. Str
1996	0	0	0	0	**0**	
1997	0	0	0	0	**0**	
1998	0	0	0	0	**0**	
1999	0	0	0	0	**0**	
2000	0	0	0	0	**0**	
2001	0	0	0	0	**0**	
2002	0	0	0	0	**0**	
2003	0	0	0	0	**0**	
2004	0	0	0	0	**0**	
2005	0	0	0	0	**0**	
2006	41,167	17,708	36,324	2,292	**97,491**	6.93
2007	57,513	14,076	21,189	0	**92,778**	7.82
2008	416,515	69,924	28,757	0	**515,195**	9.08
2009	121,080	11,351	37,838	0	**170,269**	8.04
2010	59,935	1,362	24,216	0	**85,513**	7.76
2011	0	0	0	0	**0**	
2012	0	0	0	0	**0**	
2013	0	0	0	0	**0**	
2014	0	0	0	0	**0**	
2015	0	0	0	0	**0**	
2016	0	0	0	0	**0**	
2017	0	0	0	0	**0**	
2018	0	0	0	0	**0**	
2019	0	0	0	0	**0**	
Total	**696,210**	**114,421**	**148,323**	**2,292**	**961,245**	8.37

Data source: ARCOS (2006-2014) and Defendant Distribution Data (Anda 12/1996 - 1/2015)

Moms Pharmacy (11/2005 to 1/2013)
DEA: FM2037732
4071 18th Street
San Francisco, CA 94114

Anda, Inc Hydrocodone Shipments to Moms Pharmacy, by Strength
(Total Drug Base Weight in Milligram)

Strength Year\	10	7.5	5	Other	Total	Avg. Str
1996	0	0	0	0	**0**	
1997	0	0	0	0	**0**	
1998	0	0	0	0	**0**	
1999	0	0	0	0	**0**	
2000	0	0	0	0	**0**	
2001	0	0	0	0	**0**	
2002	0	0	0	0	**0**	
2003	0	0	0	0	**0**	
2004	0	0	0	0	**0**	
2005	0	0	0	0	**0**	
2006	41,167	17,708	36,324	2,292	**97,491**	6.93
2007	57,513	14,076	21,189	0	**92,778**	7.82
2008	416,515	69,924	28,757	0	**515,195**	9.08
2009	121,080	11,351	37,838	0	**170,269**	8.04
2010	59,935	1,362	24,216	0	**85,513**	7.76
2011	0	0	0	0	**0**	
2012	0	0	0	0	**0**	
2013	0	0	0	0	**0**	
2014	0	0	0	0	**0**	
2015	0	0	0	0	**0**	
2016	0	0	0	0	**0**	
2017	0	0	0	0	**0**	
2018	0	0	0	0	**0**	
2019	0	0	0	0	**0**	
Total	**696,210**	**114,421**	**148,323**	**2,292**	**961,245**	8.37

Data source: ARCOS (2006-2014) and Defendant Distribution Data (Anda 12/1996 - 1/2015)

Castro Street Pharmacy (3/2005 to 2/2012)
DEA: FC2037720
191 Golden Gate Avenue
San Francisco, CA 94102

Anda, Inc Oxycodone Shipments to Castro Street Pharmacy

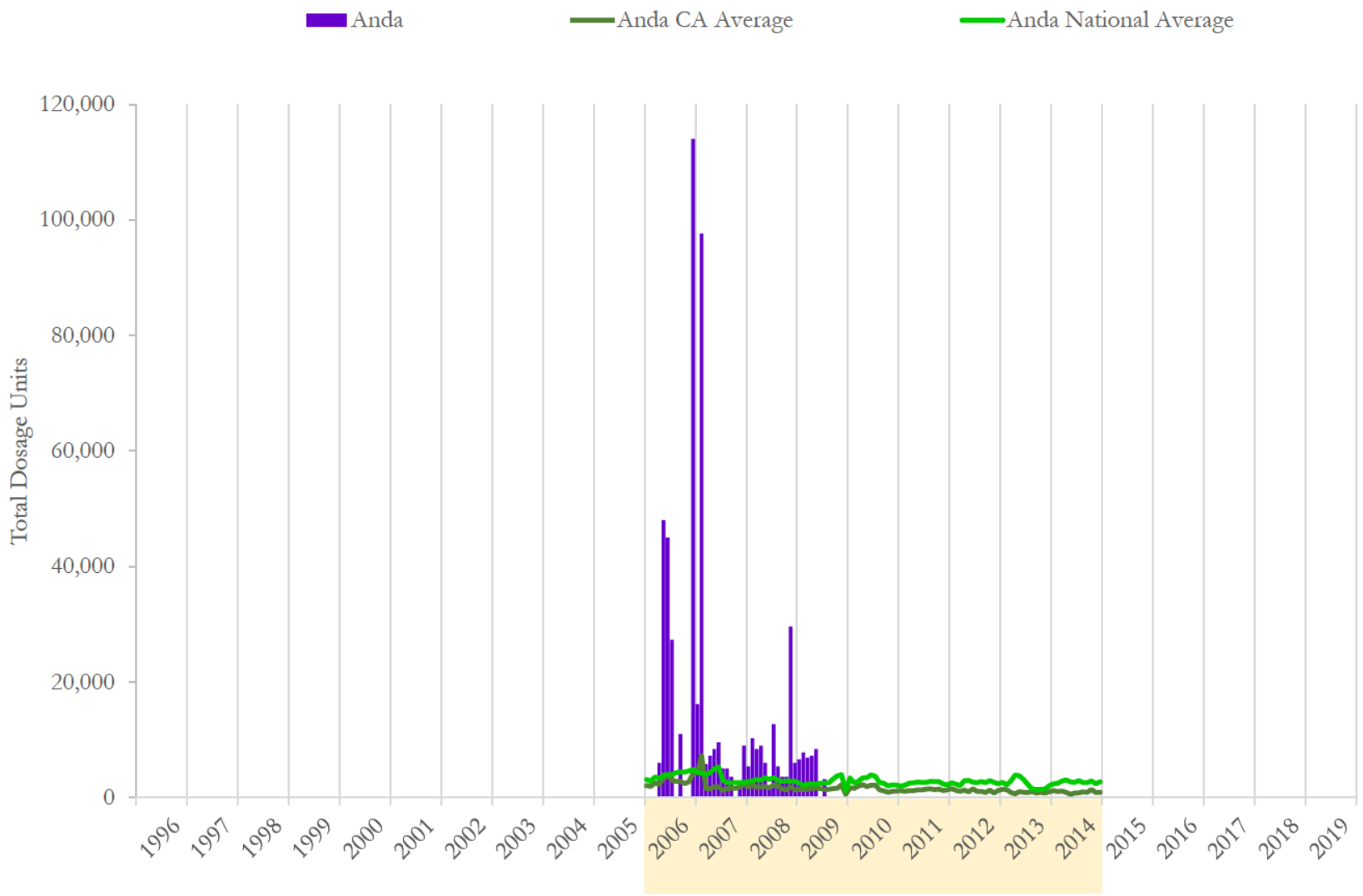

National and state averages reflect oxycodone shipped from Anda, Inc to all active pharmacies each month.
Data source: ARCOS (2006-2014) and Defendant Distribution Data (Anda 12/1996 - 1/2015)

Castro Street Pharmacy (3/2005 to 2/2012)
DEA: FC2037720
191 Golden Gate Avenue
San Francisco, CA 94102

Anda, Inc Oxycodone Shipments to Castro Street Pharmacy

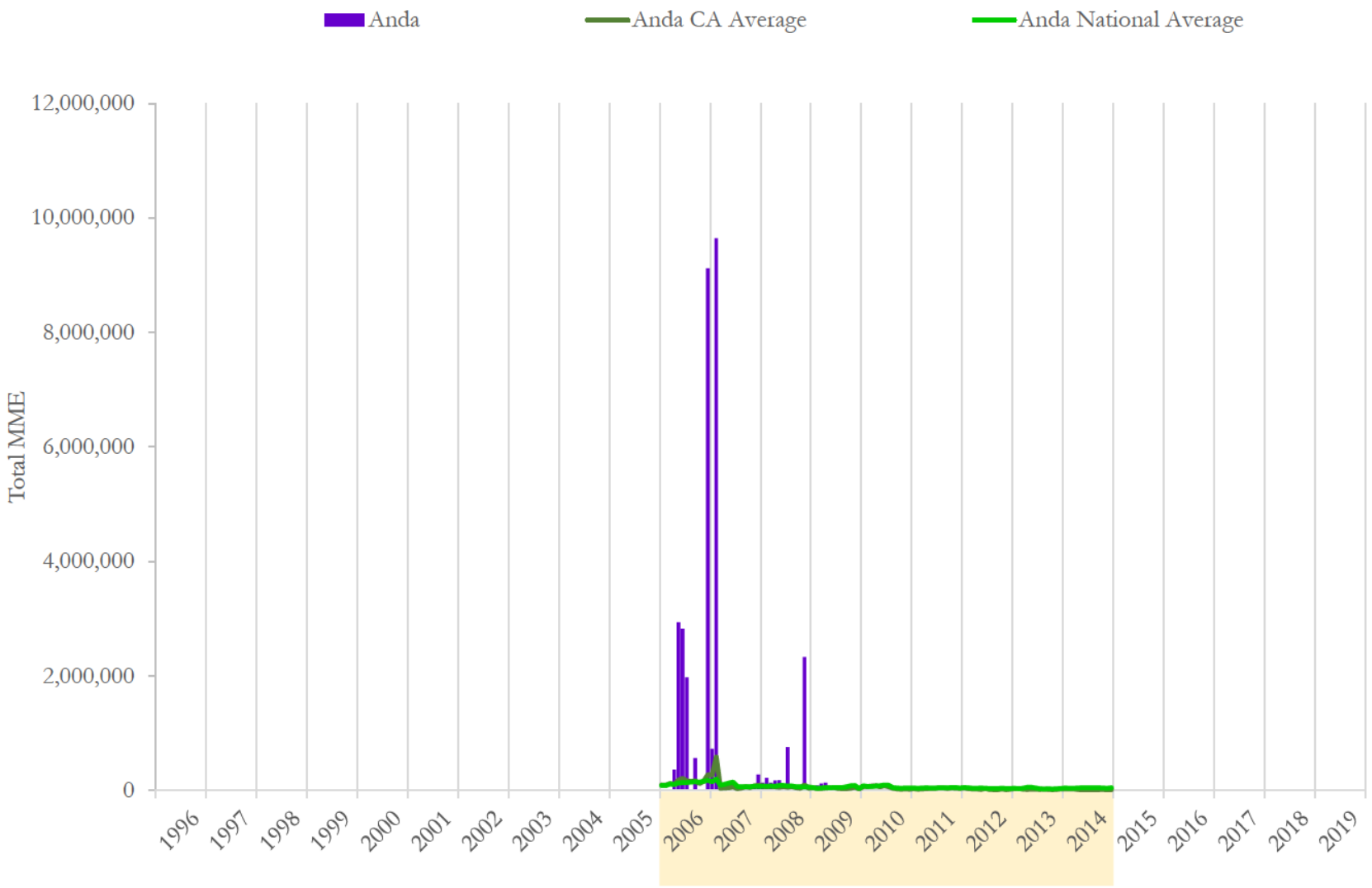

National and state averages reflect oxycodone shipped from Anda, Inc to all active pharmacies each month.
Data source: ARCOS (2006-2014) and Defendant Distribution Data (Anda 12/1996 - 1/2015)

Castro Street Pharmacy (3/2005 to 2/2012)
DEA: FC2037720
191 Golden Gate Avenue
San Francisco, CA 94102

Anda, Inc Oxycodone Shipments to Castro Street Pharmacy

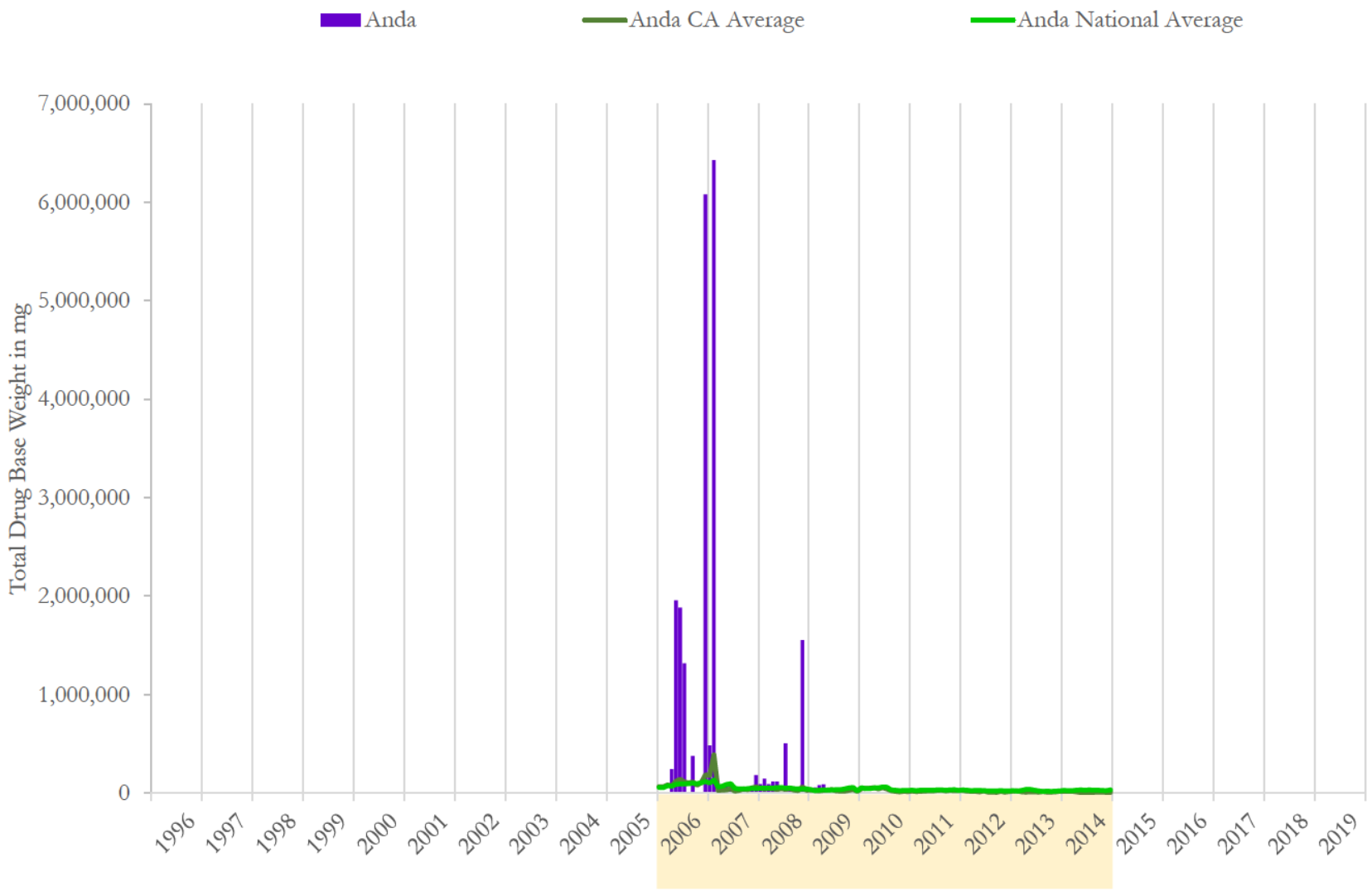

National and state averages reflect oxycodone shipped from Anda, Inc to all active pharmacies each month.
Data source: ARCOS (2006-2014) and Defendant Distribution Data (Anda 12/1996 - 1/2015)

Castro Street Pharmacy (3/2005 to 2/2012)
DEA: FC2037720
191 Golden Gate Avenue
San Francisco, CA 94102

Anda, Inc Oxycodone Shipments to Castro Street Pharmacy

	Dosage Units		MME		Drug Base Weight in mg	
Date	Anda	% Change	Anda	% Change	Anda	% Change
01/2006	0	n/a	0	n/a	0	n/a
02/2006	0	n/a	0	n/a	0	n/a
03/2006	0	n/a	0	n/a	0	n/a
04/2006	6,000	n/a	363,083	n/a	242,055	n/a
05/2006	48,000	700.0%	2,938,949	709.4%	1,959,299	709.4%
06/2006	45,000	-6.3%	2,828,674	-3.8%	1,885,782	-3.8%
07/2006	27,300	-39.3%	1,978,127	-30.1%	1,318,752	-30.1%
08/2006	0	-100.0%	0	-100.0%	0	-100.0%
09/2006	11,000	n/a	566,140	n/a	377,427	n/a
10/2006	0	-100.0%	0	-100.0%	0	-100.0%
11/2006	0	n/a	0	n/a	0	n/a
12/2006	114,000	n/a	9,117,405	n/a	6,078,270	n/a
01/2007	16,200	-85.8%	726,165	-92.0%	484,110	-92.0%
02/2007	97,600	502.5%	9,644,547	1228.1%	6,429,698	1228.1%
03/2007	5,800	-94.1%	38,998	-99.6%	25,999	-99.6%
04/2007	7,200	24.1%	104,891	169.0%	69,927	169.0%
05/2007	8,400	16.7%	112,959	7.7%	75,306	7.7%
06/2007	9,600	14.3%	161,370	42.9%	107,580	42.9%
07/2007	5,000	-47.9%	33,619	-79.2%	22,413	-79.2%
08/2007	5,000	0.0%	33,619	0.0%	22,413	0.0%
09/2007	3,600	-28.0%	92,788	176.0%	61,859	176.0%
10/2007	200	-94.4%	16,137	-82.6%	10,758	-82.6%
11/2007	2,500	1150.0%	77,996	383.3%	51,997	383.3%
12/2007	9,000	260.0%	278,363	256.9%	185,575	256.9%

Data source: ARCOS (2006-2014) and Defendant Distribution Data (Anda 12/1996 - 1/2015)

Castro Street Pharmacy (3/2005 to 2/2012)
DEA: FC2037720
191 Golden Gate Avenue
San Francisco, CA 94102

Anda, Inc Oxycodone Shipments to Castro Street Pharmacy

	Dosage Units		MME		Drug Base Weight in mg	
Date	Anda	% Change	Anda	% Change	Anda	% Change
01/2008	5,400	-40.0%	137,165	-50.7%	91,443	-50.7%
02/2008	10,300	90.7%	221,480	61.5%	147,654	61.5%
03/2008	8,400	-18.4%	136,358	-38.4%	90,905	-38.4%
04/2008	9,000	7.1%	173,473	27.2%	115,649	27.2%
05/2008	6,000	-33.3%	177,507	2.3%	118,338	2.3%
06/2008	1,800	-70.0%	12,103	-93.2%	8,069	-93.2%
07/2008	12,700	605.6%	761,129	6188.9%	507,419	6188.9%
08/2008	5,400	-57.5%	96,822	-87.3%	64,548	-87.3%
09/2008	3,600	-33.3%	24,206	-75.0%	16,137	-75.0%
10/2008	3,600	0.0%	24,206	0.0%	16,137	0.0%
11/2008	29,600	722.2%	2,329,107	9522.2%	1,552,738	9522.2%
12/2008	6,000	-79.7%	68,582	-97.1%	45,722	-97.1%
01/2009	6,600	10.0%	64,548	-5.9%	43,032	-5.9%
02/2009	7,800	18.2%	88,754	37.5%	59,169	37.5%
03/2009	6,900	-11.5%	123,045	38.6%	82,030	38.6%
04/2009	7,200	4.3%	133,130	8.2%	88,754	8.2%
05/2009	8,400	16.7%	56,480	-57.6%	37,653	-57.6%
06/2009	0	-100.0%	0	-100.0%	0	-100.0%
07/2009	3,200	n/a	21,516	n/a	14,344	n/a
08/2009	0	-100.0%	0	-100.0%	0	-100.0%
09/2009	0	n/a	0	n/a	0	n/a
10/2009	0	n/a	0	n/a	0	n/a
11/2009	0	n/a	0	n/a	0	n/a
12/2009	0	n/a	0	n/a	0	n/a

Data source: ARCOS (2006-2014) and Defendant Distribution Data (Anda 12/1996 - 1/2015)

Castro Street Pharmacy (3/2005 to 2/2012)
DEA: FC2037720
191 Golden Gate Avenue
San Francisco, CA 94102

Anda, Inc Oxycodone Shipments to Castro Street Pharmacy

	Dosage Units		MME		Drug Base Weight in mg	
Date	**Anda**	**% Change**	**Anda**	**% Change**	**Anda**	**% Change**
1996	0		0		0	
1997	0	n/a	0	n/a	0	n/a
1998	0	n/a	0	n/a	0	n/a
1999	0	n/a	0	n/a	0	n/a
2000	0	n/a	0	n/a	0	n/a
2001	0	n/a	0	n/a	0	n/a
2002	0	n/a	0	n/a	0	n/a
2003	0	n/a	0	n/a	0	n/a
2004	0	n/a	0	n/a	0	n/a
2005	0	n/a	0	n/a	0	n/a
2006	251,300	n/a	17,792,377	n/a	11,861,585	n/a
2007	170,100	-32.3%	11,321,450	-36.4%	7,547,633	-36.4%
2008	101,800	-40.2%	4,162,136	-63.2%	2,774,757	-63.2%
2009	40,100	-60.6%	487,472	-88.3%	324,981	-88.3%
2010	0	-100.0%	0	-100.0%	0	-100.0%
2011	0	n/a	0	n/a	0	n/a
2012	0	n/a	0	n/a	0	n/a
2013	0	n/a	0	n/a	0	n/a
2014	0	n/a	0	n/a	0	n/a
2015	0	n/a	0	n/a	0	n/a
2016	0	n/a	0	n/a	0	n/a
2017	0	n/a	0	n/a	0	n/a
2018	0	n/a	0	n/a	0	n/a
2019	0	n/a	0	n/a	0	n/a
Total	**563,300**		**33,763,435**		**22,508,956**	

Data source: ARCOS (2006-2014) and Defendant Distribution Data (Anda 12/1996 - 1/2015)

Castro Street Pharmacy (3/2005 to 2/2012)
DEA: FC2037720
191 Golden Gate Avenue
San Francisco, CA 94102

Anda, Inc Oxycodone Shipments to Castro Street Pharmacy, by Strength

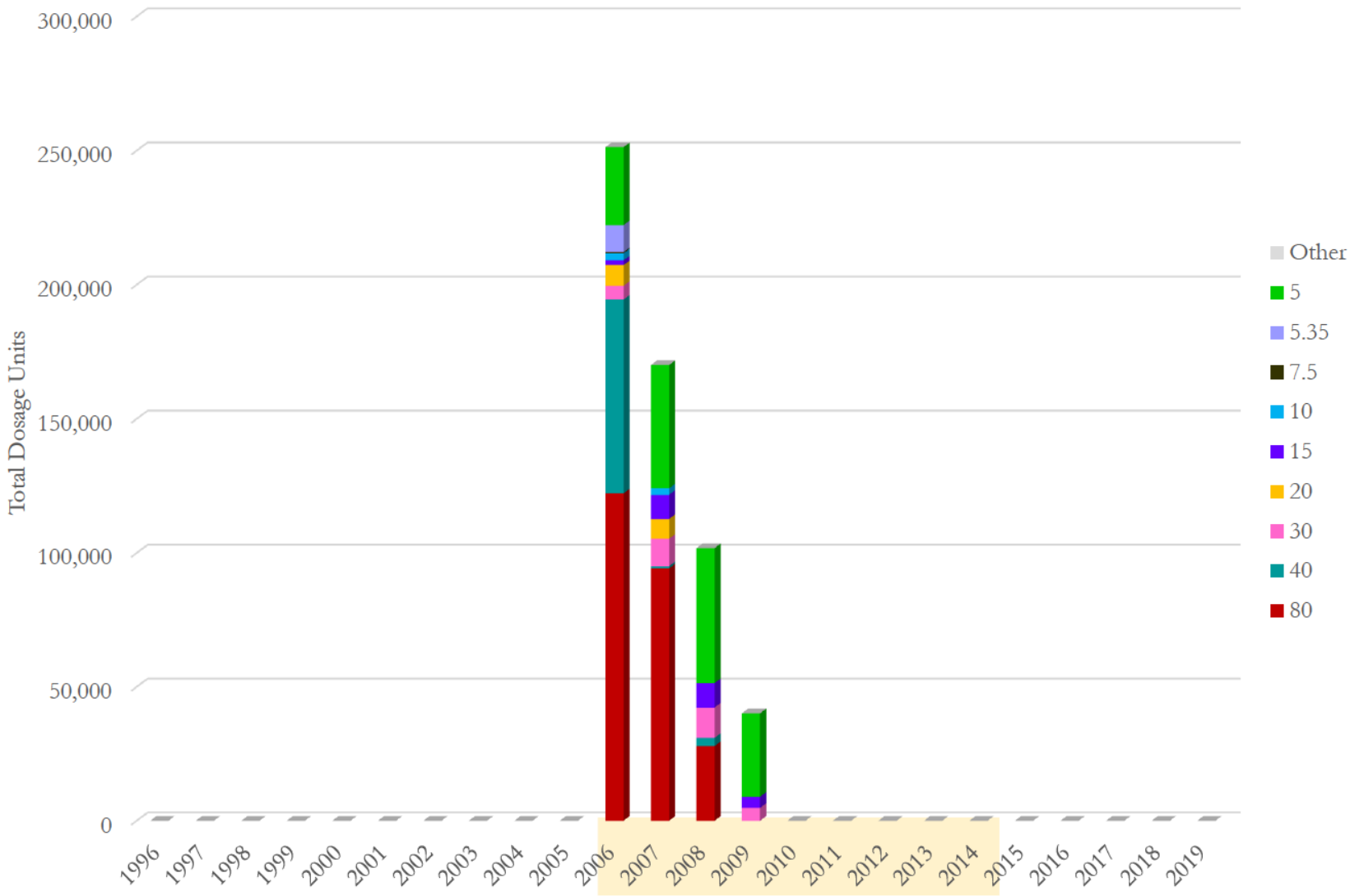

Data source: ARCOS (2006-2014) and Defendant Distribution Data (Anda 12/1996 - 1/2015)

Castro Street Pharmacy (3/2005 to 2/2012)
DEA: FC2037720
191 Golden Gate Avenue
San Francisco, CA 94102

Anda, Inc Oxycodone Shipments to Castro Street Pharmacy, by Strength

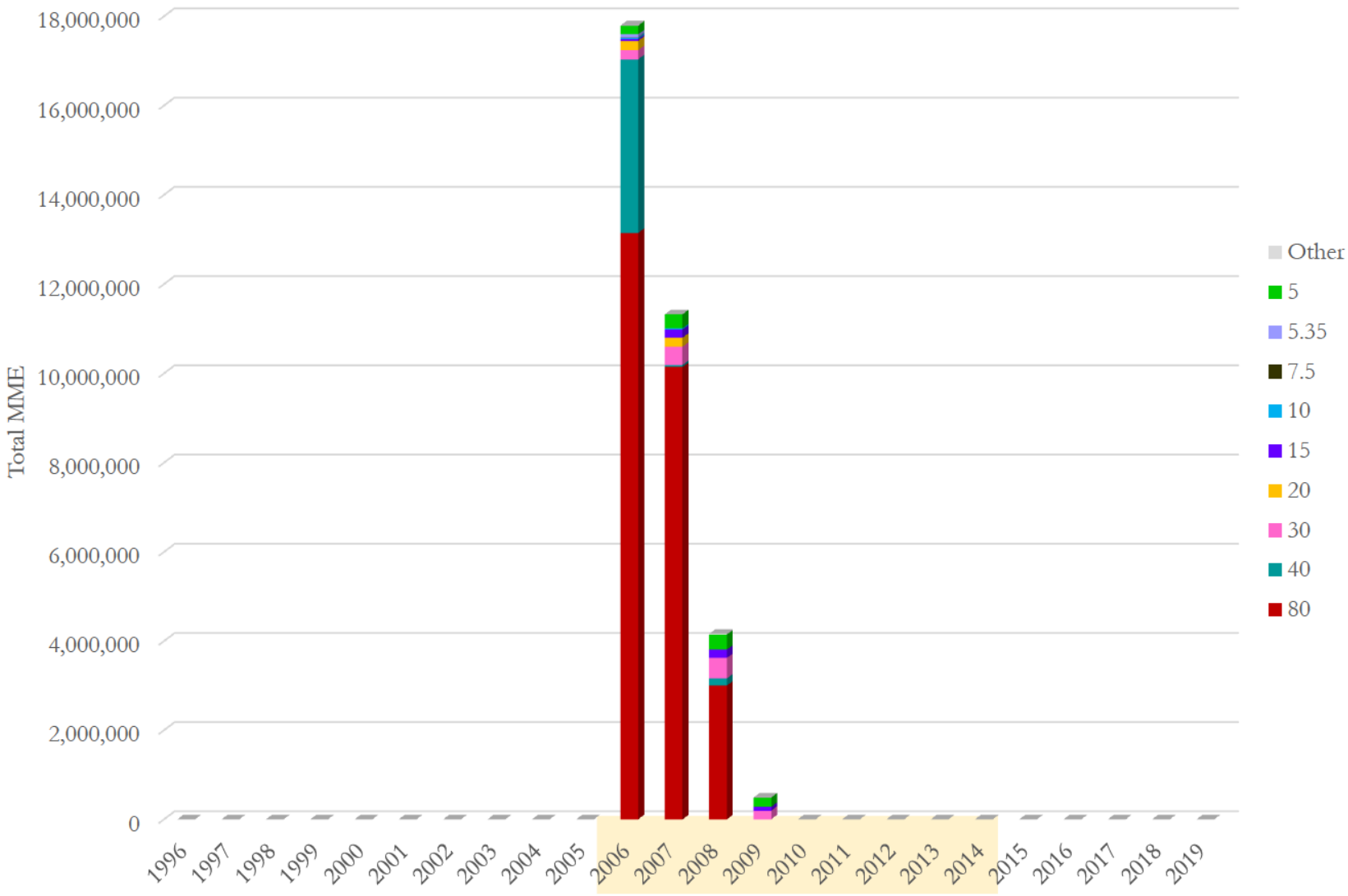

Data source: ARCOS (2006-2014) and Defendant Distribution Data (Anda 12/1996 - 1/2015)

Castro Street Pharmacy (3/2005 to 2/2012)
DEA: FC2037720
191 Golden Gate Avenue
San Francisco, CA 94102

Anda, Inc Oxycodone Shipments to Castro Street Pharmacy, by Strength

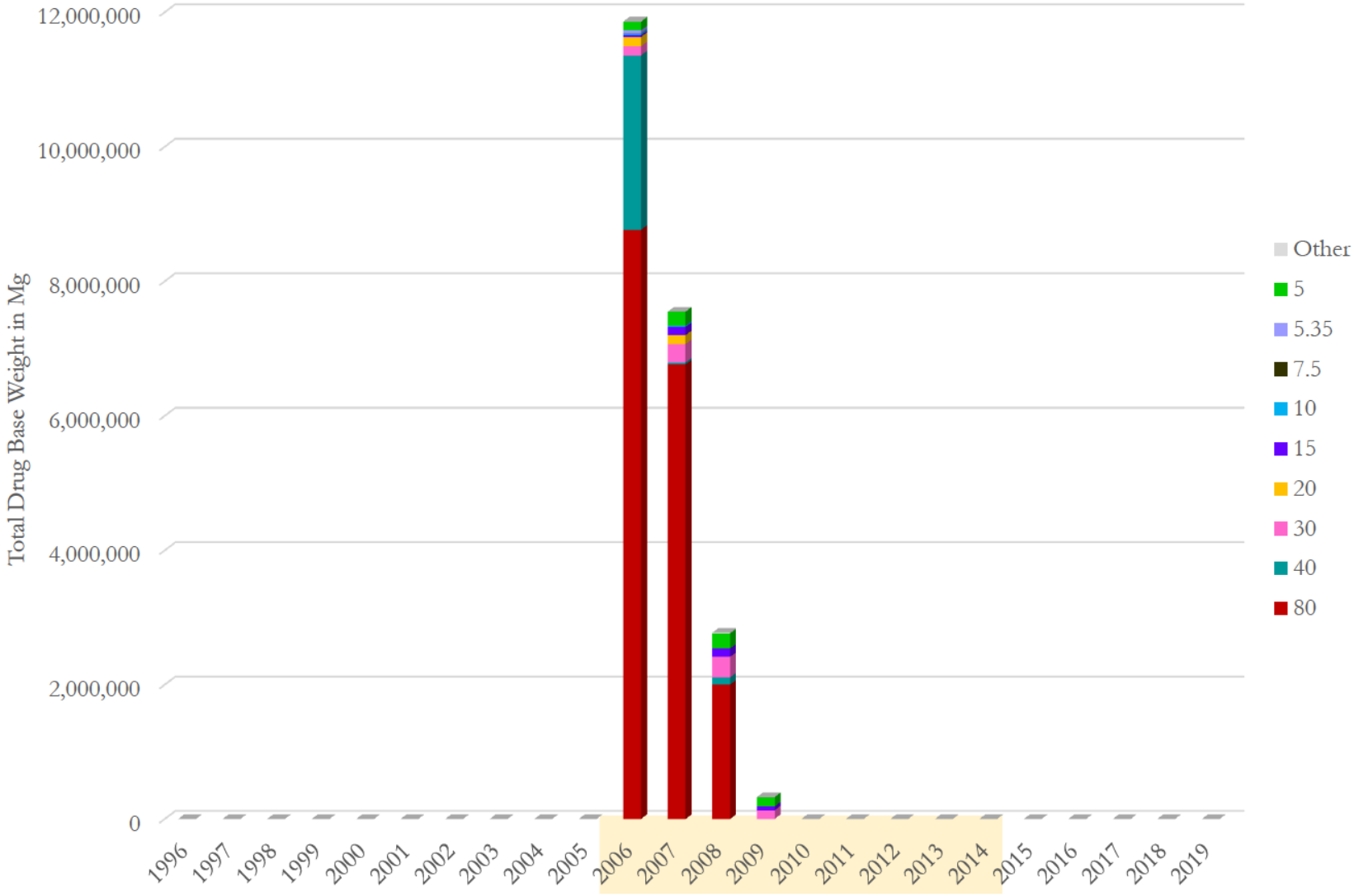

Data source: ARCOS (2006-2014) and Defendant Distribution Data (Anda 12/1996 - 1/2015)

Castro Street Pharmacy (3/2005 to 2/2012)
DEA: FC2037720
191 Golden Gate Avenue
San Francisco, CA 94102

Anda, Inc Oxycodone Shipments to Castro Street Pharmacy, by Strength
(Total Dosage Units)

Strength Year\	80	40	30	20	15	10	7.5	5.35	5	Other	Total	Avg. Str
1996	0	0	0	0	0	0	0	0	0	0	**0**	
1997	0	0	0	0	0	0	0	0	0	0	**0**	
1998	0	0	0	0	0	0	0	0	0	0	**0**	
1999	0	0	0	0	0	0	0	0	0	0	**0**	
2000	0	0	0	0	0	0	0	0	0	0	**0**	
2001	0	0	0	0	0	0	0	0	0	0	**0**	
2002	0	0	0	0	0	0	0	0	0	0	**0**	
2003	0	0	0	0	0	0	0	0	0	0	**0**	
2004	0	0	0	0	0	0	0	0	0	0	**0**	
2005	0	0	0	0	0	0	0	0	0	0	**0**	
2006	122,200	72,300	5,100	7,700	1,800	2,700	400	10,000	29,100	0	**251,300**	52.65
2007	94,300	800	10,200	7,400	9,000	2,400	0	0	46,000	0	**170,100**	49.49
2008	27,900	3,000	11,400	0	9,100	0	0	0	50,400	0	**101,800**	30.28
2009	0	0	4,800	0	4,200	0	0	0	31,100	0	**40,100**	9.04
2010	0	0	0	0	0	0	0	0	0	0	**0**	
2011	0	0	0	0	0	0	0	0	0	0	**0**	
2012	0	0	0	0	0	0	0	0	0	0	**0**	
2013	0	0	0	0	0	0	0	0	0	0	**0**	
2014	0	0	0	0	0	0	0	0	0	0	**0**	
2015	0	0	0	0	0	0	0	0	0	0	**0**	
2016	0	0	0	0	0	0	0	0	0	0	**0**	
2017	0	0	0	0	0	0	0	0	0	0	**0**	
2018	0	0	0	0	0	0	0	0	0	0	**0**	
2019	0	0	0	0	0	0	0	0	0	0	**0**	
Total	**244,400**	**76,100**	**31,500**	**15,100**	**24,100**	**5,100**	**400**	**10,000**	**156,600**	**0**	**563,300**	44.55

Data source: ARCOS (2006-2014) and Defendant Distribution Data (Anda 12/1996 - 1/2015)

Castro Street Pharmacy (3/2005 to 2/2012)
DEA: FC2037720
191 Golden Gate Avenue
San Francisco, CA 94102

Anda, Inc Oxycodone Shipments to Castro Street Pharmacy, by Strength (Total MME)

Strength Year\	80	40	30	20	15	10	7.5	5.35	5	Other	Total	Avg. Str
1996	0	0	0	0	0	0	0	0	0	0	**0**	
1997	0	0	0	0	0	0	0	0	0	0	**0**	
1998	0	0	0	0	0	0	0	0	0	0	**0**	
1999	0	0	0	0	0	0	0	0	0	0	**0**	
2000	0	0	0	0	0	0	0	0	0	0	**0**	
2001	0	0	0	0	0	0	0	0	0	0	**0**	
2002	0	0	0	0	0	0	0	0	0	0	**0**	
2003	0	0	0	0	0	0	0	0	0	0	**0**	
2004	0	0	0	0	0	0	0	0	0	0	**0**	
2005	0	0	0	0	0	0	0	0	0	0	**0**	
2006	13,146,276	3,889,017	205,747	207,092	36,308	36,308	4,034	71,936	195,659	0	**17,792,377**	52.65
2007	10,144,794	43,032	411,494	199,023	181,541	32,274	0	0	309,292	0	**11,321,450**	49.49
2008	3,001,482	161,370	459,905	0	183,558	0	0	0	338,877	16,944	**4,162,136**	30.28
2009	0	0	193,644	0	84,719	0	0	0	209,109	0	**487,472**	9.04
2010	0	0	0	0	0	0	0	0	0	0	**0**	
2011	0	0	0	0	0	0	0	0	0	0	**0**	
2012	0	0	0	0	0	0	0	0	0	0	**0**	
2013	0	0	0	0	0	0	0	0	0	0	**0**	
2014	0	0	0	0	0	0	0	0	0	0	**0**	
2015	0	0	0	0	0	0	0	0	0	0	**0**	
2016	0	0	0	0	0	0	0	0	0	0	**0**	
2017	0	0	0	0	0	0	0	0	0	0	**0**	
2018	0	0	0	0	0	0	0	0	0	0	**0**	
2019	0	0	0	0	0	0	0	0	0	0	**0**	
Total	**26,292,552**	**4,093,419**	**1,270,789**	**406,115**	**486,127**	**68,582**	**4,034**	**71,936**	**1,052,937**	**16,944**	**33,763,435**	44.55

Data source: ARCOS (2006-2014) and Defendant Distribution Data (Anda 12/1996 - 1/2015)

Castro Street Pharmacy (3/2005 to 2/2012)
DEA: FC2037720
191 Golden Gate Avenue
San Francisco, CA 94102

Anda, Inc Oxycodone Shipments to Castro Street Pharmacy, by Strength
(Total Drug Base Weight in Milligram)

Strength Year\	80	40	30	20	15	10	7.5	5.35	5	Other	Total	Avg. Str
1996	0	0	0	0	0	0	0	0	0	0	**0**	
1997	0	0	0	0	0	0	0	0	0	0	**0**	
1998	0	0	0	0	0	0	0	0	0	0	**0**	
1999	0	0	0	0	0	0	0	0	0	0	**0**	
2000	0	0	0	0	0	0	0	0	0	0	**0**	
2001	0	0	0	0	0	0	0	0	0	0	**0**	
2002	0	0	0	0	0	0	0	0	0	0	**0**	
2003	0	0	0	0	0	0	0	0	0	0	**0**	
2004	0	0	0	0	0	0	0	0	0	0	**0**	
2005	0	0	0	0	0	0	0	0	0	0	**0**	
2006	8,764,184	2,592,678	137,165	138,061	24,206	24,206	2,690	47,957	130,439	0	**11,861,585**	52.65
2007	6,763,196	28,688	274,329	132,682	121,028	21,516	0	0	206,195	0	**7,547,633**	49.49
2008	2,000,988	107,580	306,603	0	122,372	0	0	0	225,918	11,296	**2,774,757**	30.28
2009	0	0	129,096	0	56,480	0	0	0	139,406	0	**324,981**	9.04
2010	0	0	0	0	0	0	0	0	0	0	**0**	
2011	0	0	0	0	0	0	0	0	0	0	**0**	
2012	0	0	0	0	0	0	0	0	0	0	**0**	
2013	0	0	0	0	0	0	0	0	0	0	**0**	
2014	0	0	0	0	0	0	0	0	0	0	**0**	
2015	0	0	0	0	0	0	0	0	0	0	**0**	
2016	0	0	0	0	0	0	0	0	0	0	**0**	
2017	0	0	0	0	0	0	0	0	0	0	**0**	
2018	0	0	0	0	0	0	0	0	0	0	**0**	
2019	0	0	0	0	0	0	0	0	0	0	**0**	
Total	**17,528,368**	**2,728,946**	**847,193**	**270,743**	**324,085**	**45,722**	**2,690**	**47,957**	**701,958**	**11,296**	**22,508,956**	44.55

Data source: ARCOS (2006-2014) and Defendant Distribution Data (Anda 12/1996 - 1/2015)

Castro Street Pharmacy (3/2005 to 2/2012)
DEA: FC2037720
191 Golden Gate Avenue
San Francisco, CA 94102

Anda, Inc Hydrocodone Shipments to Castro Street Pharmacy

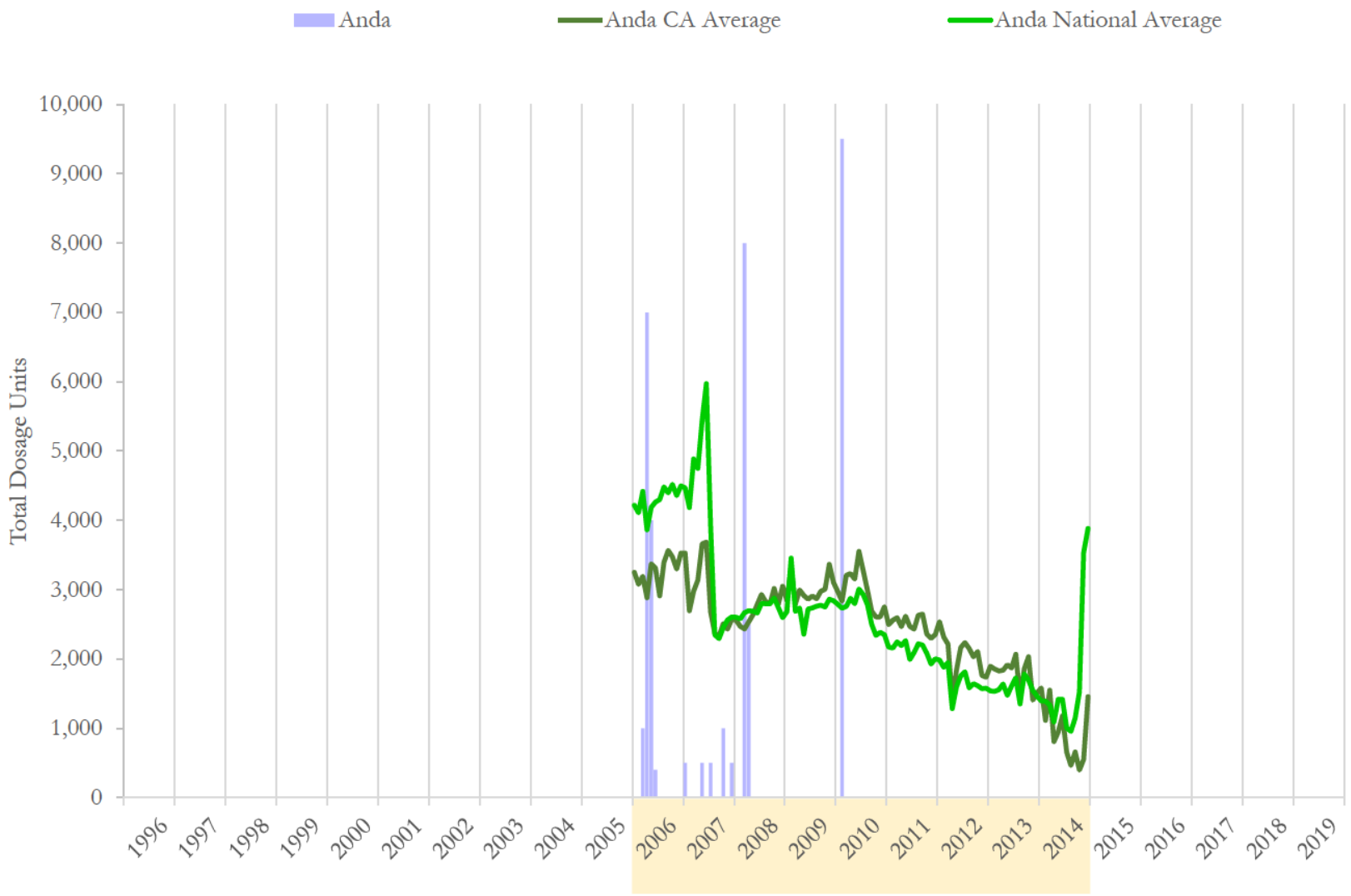

National and state averages reflect hydrocodone shipped from Anda, Inc to all active pharmacies each month.
Data source: ARCOS (2006-2014) and Defendant Distribution Data (Anda 12/1996 - 1/2015)

Castro Street Pharmacy (3/2005 to 2/2012)
DEA: FC2037720
191 Golden Gate Avenue
San Francisco, CA 94102

Anda, Inc Hydrocodone Shipments to Castro Street Pharmacy

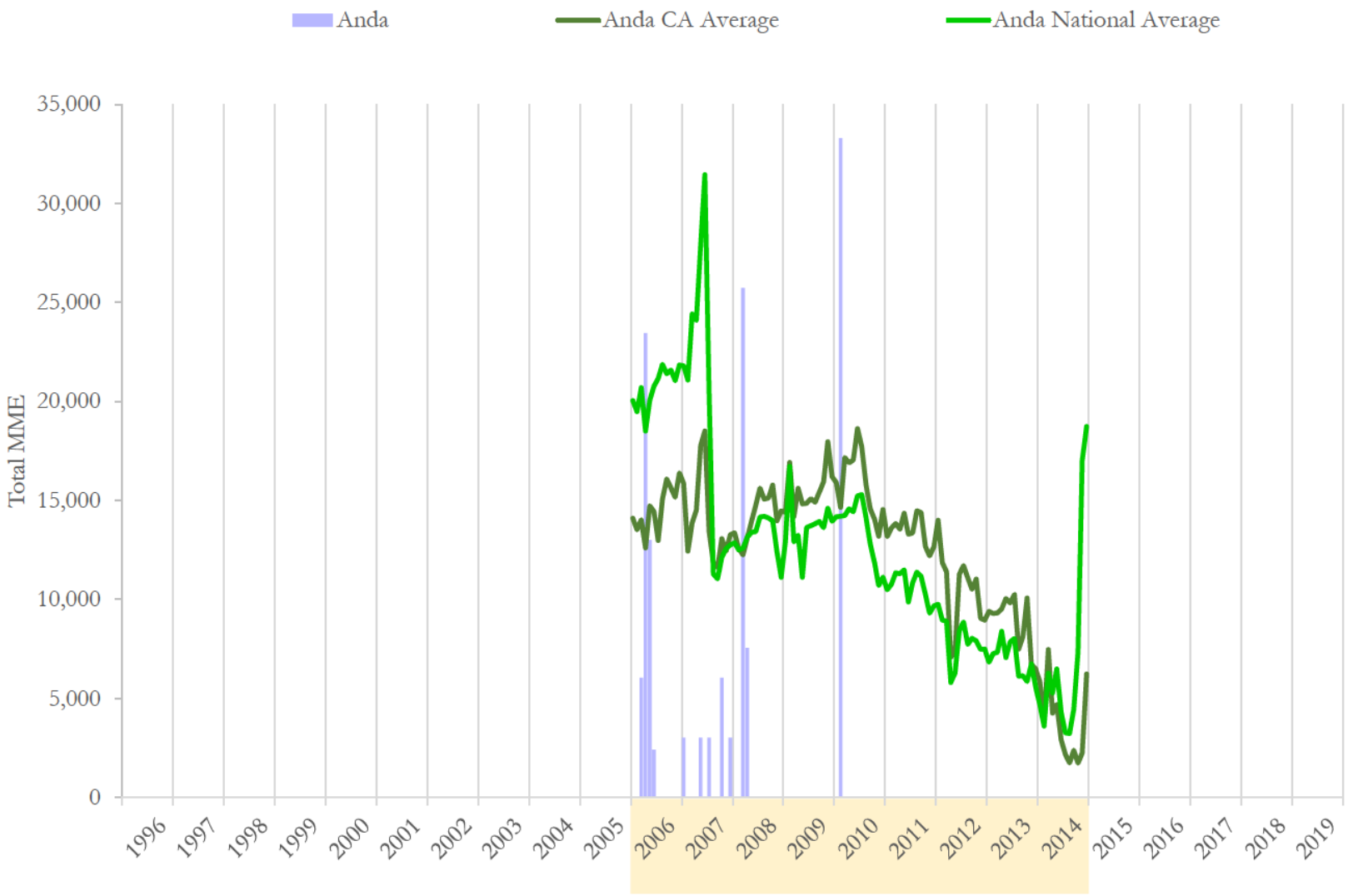

National and state averages reflect hydrocodone shipped from Anda, Inc to all active pharmacies each month.
Data source: ARCOS (2006-2014) and Defendant Distribution Data (Anda 12/1996 - 1/2015)

Castro Street Pharmacy (3/2005 to 2/2012)
DEA: FC2037720
191 Golden Gate Avenue
San Francisco, CA 94102

Anda, Inc Hydrocodone Shipments to Castro Street Pharmacy

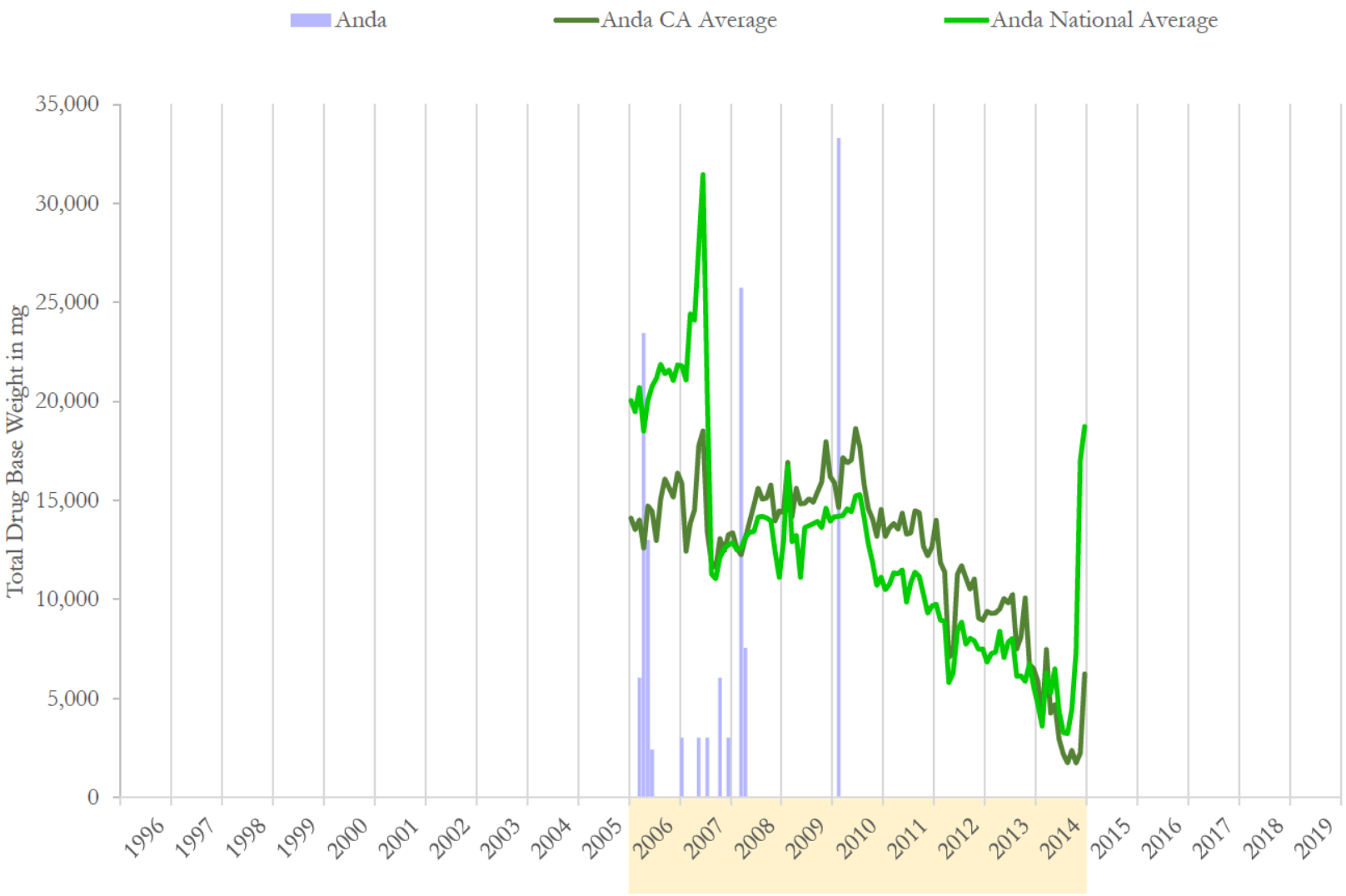

National and state averages reflect hydrocodone shipped from Anda, Inc to all active pharmacies each month.
Data source: ARCOS (2006-2014) and Defendant Distribution Data (Anda 12/1996 - 1/2015)

Castro Street Pharmacy (3/2005 to 2/2012)
DEA: FC2037720
191 Golden Gate Avenue
San Francisco, CA 94102

Anda, Inc Hydrocodone Shipments to Castro Street Pharmacy

	Dosage Units		MME		Drug Base Weight in mg	
Date	Anda	% Change	Anda	% Change	Anda	% Change
01/2006	0	n/a	0	n/a	0	n/a
02/2006	0	n/a	0	n/a	0	n/a
03/2006	1,000	n/a	6,054	n/a	6,054	n/a
04/2006	7,000	600.0%	23,459	287.5%	23,459	287.5%
05/2006	4,000	-42.9%	13,016	-44.5%	13,016	-44.5%
06/2006	400	-90.0%	2,422	-81.4%	2,422	-81.4%
07/2006	0	-100.0%	0	-100.0%	0	-100.0%
08/2006	0	n/a	0	n/a	0	n/a
09/2006	0	n/a	0	n/a	0	n/a
10/2006	0	n/a	0	n/a	0	n/a
11/2006	0	n/a	0	n/a	0	n/a
12/2006	0	n/a	0	n/a	0	n/a
01/2007	500	n/a	3,027	n/a	3,027	n/a
02/2007	0	-100.0%	0	-100.0%	0	-100.0%
03/2007	0	n/a	0	n/a	0	n/a
04/2007	0	n/a	0	n/a	0	n/a
05/2007	500	n/a	3,027	n/a	3,027	n/a
06/2007	0	-100.0%	0	-100.0%	0	-100.0%
07/2007	500	n/a	3,027	n/a	3,027	n/a
08/2007	0	-100.0%	0	-100.0%	0	-100.0%
09/2007	0	n/a	0	n/a	0	n/a
10/2007	1,000	n/a	6,054	n/a	6,054	n/a
11/2007	0	-100.0%	0	-100.0%	0	-100.0%
12/2007	500	n/a	3,027	n/a	3,027	n/a

Data source: ARCOS (2006-2014) and Defendant Distribution Data (Anda 12/1996 - 1/2015)

Castro Street Pharmacy (3/2005 to 2/2012)
DEA: FC2037720
191 Golden Gate Avenue
San Francisco, CA 94102

Anda, Inc Hydrocodone Shipments to Castro Street Pharmacy

	Dosage Units		MME		Drug Base Weight in mg	
Date	Anda	% Change	Anda	% Change	Anda	% Change
01/2008	0	-100.0%	0	-100.0%	0	-100.0%
02/2008	0	n/a	0	n/a	0	n/a
03/2008	8,000	n/a	25,730	n/a	25,730	n/a
04/2008	2,500	-68.8%	7,568	-70.6%	7,568	-70.6%
05/2008	0	-100.0%	0	-100.0%	0	-100.0%
06/2008	0	n/a	0	n/a	0	n/a
07/2008	0	n/a	0	n/a	0	n/a
08/2008	0	n/a	0	n/a	0	n/a
09/2008	0	n/a	0	n/a	0	n/a
10/2008	0	n/a	0	n/a	0	n/a
11/2008	0	n/a	0	n/a	0	n/a
12/2008	0	n/a	0	n/a	0	n/a
01/2009	0	n/a	0	n/a	0	n/a
02/2009	0	n/a	0	n/a	0	n/a
03/2009	0	n/a	0	n/a	0	n/a
04/2009	0	n/a	0	n/a	0	n/a
05/2009	0	n/a	0	n/a	0	n/a
06/2009	0	n/a	0	n/a	0	n/a
07/2009	0	n/a	0	n/a	0	n/a
08/2009	0	n/a	0	n/a	0	n/a
09/2009	0	n/a	0	n/a	0	n/a
10/2009	0	n/a	0	n/a	0	n/a
11/2009	0	n/a	0	n/a	0	n/a
12/2009	0	n/a	0	n/a	0	n/a

Data source: ARCOS (2006-2014) and Defendant Distribution Data (Anda 12/1996 - 1/2015)

Castro Street Pharmacy (3/2005 to 2/2012)
DEA: FC2037720
191 Golden Gate Avenue
San Francisco, CA 94102

Anda, Inc Hydrocodone Shipments to Castro Street Pharmacy

	Dosage Units		MME		Drug Base Weight in mg	
Date	Anda	% Change	Anda	% Change	Anda	% Change
01/2010	0	n/a	0	n/a	0	n/a
02/2010	9,500	n/a	33,297	n/a	33,297	n/a
03/2010	0	-100.0%	0	-100.0%	0	-100.0%
04/2010	0	n/a	0	n/a	0	n/a
05/2010	0	n/a	0	n/a	0	n/a
06/2010	0	n/a	0	n/a	0	n/a
07/2010	0	n/a	0	n/a	0	n/a
08/2010	0	n/a	0	n/a	0	n/a
09/2010	0	n/a	0	n/a	0	n/a
10/2010	0	n/a	0	n/a	0	n/a
11/2010	0	n/a	0	n/a	0	n/a
12/2010	0	n/a	0	n/a	0	n/a
01/2011	0	n/a	0	n/a	0	n/a
02/2011	0	n/a	0	n/a	0	n/a
03/2011	0	n/a	0	n/a	0	n/a
04/2011	0	n/a	0	n/a	0	n/a
05/2011	0	n/a	0	n/a	0	n/a
06/2011	0	n/a	0	n/a	0	n/a
07/2011	0	n/a	0	n/a	0	n/a
08/2011	0	n/a	0	n/a	0	n/a
09/2011	0	n/a	0	n/a	0	n/a
10/2011	0	n/a	0	n/a	0	n/a
11/2011	0	n/a	0	n/a	0	n/a
12/2011	0	n/a	0	n/a	0	n/a

Data source: ARCOS (2006-2014) and Defendant Distribution Data (Anda 12/1996 - 1/2015)

Castro Street Pharmacy (3/2005 to 2/2012)
DEA: FC2037720
191 Golden Gate Avenue
San Francisco, CA 94102

Anda, Inc Hydrocodone Shipments to Castro Street Pharmacy

	Dosage Units		MME		Drug Base Weight in mg	
Date	**Anda**	**% Change**	**Anda**	**% Change**	**Anda**	**% Change**
1996	0		0		0	
1997	0	n/a	0	n/a	0	n/a
1998	0	n/a	0	n/a	0	n/a
1999	0	n/a	0	n/a	0	n/a
2000	0	n/a	0	n/a	0	n/a
2001	0	n/a	0	n/a	0	n/a
2002	0	n/a	0	n/a	0	n/a
2003	0	n/a	0	n/a	0	n/a
2004	0	n/a	0	n/a	0	n/a
2005	0	n/a	0	n/a	0	n/a
2006	12,400	n/a	44,951	n/a	44,951	n/a
2007	3,000	-75.8%	18,162	-59.6%	18,162	-59.6%
2008	10,500	250.0%	33,297	83.3%	33,297	83.3%
2009	0	-100.0%	0	-100.0%	0	-100.0%
2010	9,500	n/a	33,297	n/a	33,297	n/a
2011	0	-100.0%	0	-100.0%	0	-100.0%
2012	0	n/a	0	n/a	0	n/a
2013	0	n/a	0	n/a	0	n/a
2014	0	n/a	0	n/a	0	n/a
2015	0	n/a	0	n/a	0	n/a
2016	0	n/a	0	n/a	0	n/a
2017	0	n/a	0	n/a	0	n/a
2018	0	n/a	0	n/a	0	n/a
2019	0	n/a	0	n/a	0	n/a
Total	**35,400**		**129,707**		**129,707**	

Data source: ARCOS (2006-2014) and Defendant Distribution Data (Anda 12/1996 - 1/2015)

Castro Street Pharmacy (3/2005 to 2/2012)
DEA: FC2037720
191 Golden Gate Avenue
San Francisco, CA 94102

Anda, Inc Hydrocodone Shipments to Castro Street Pharmacy, by Strength

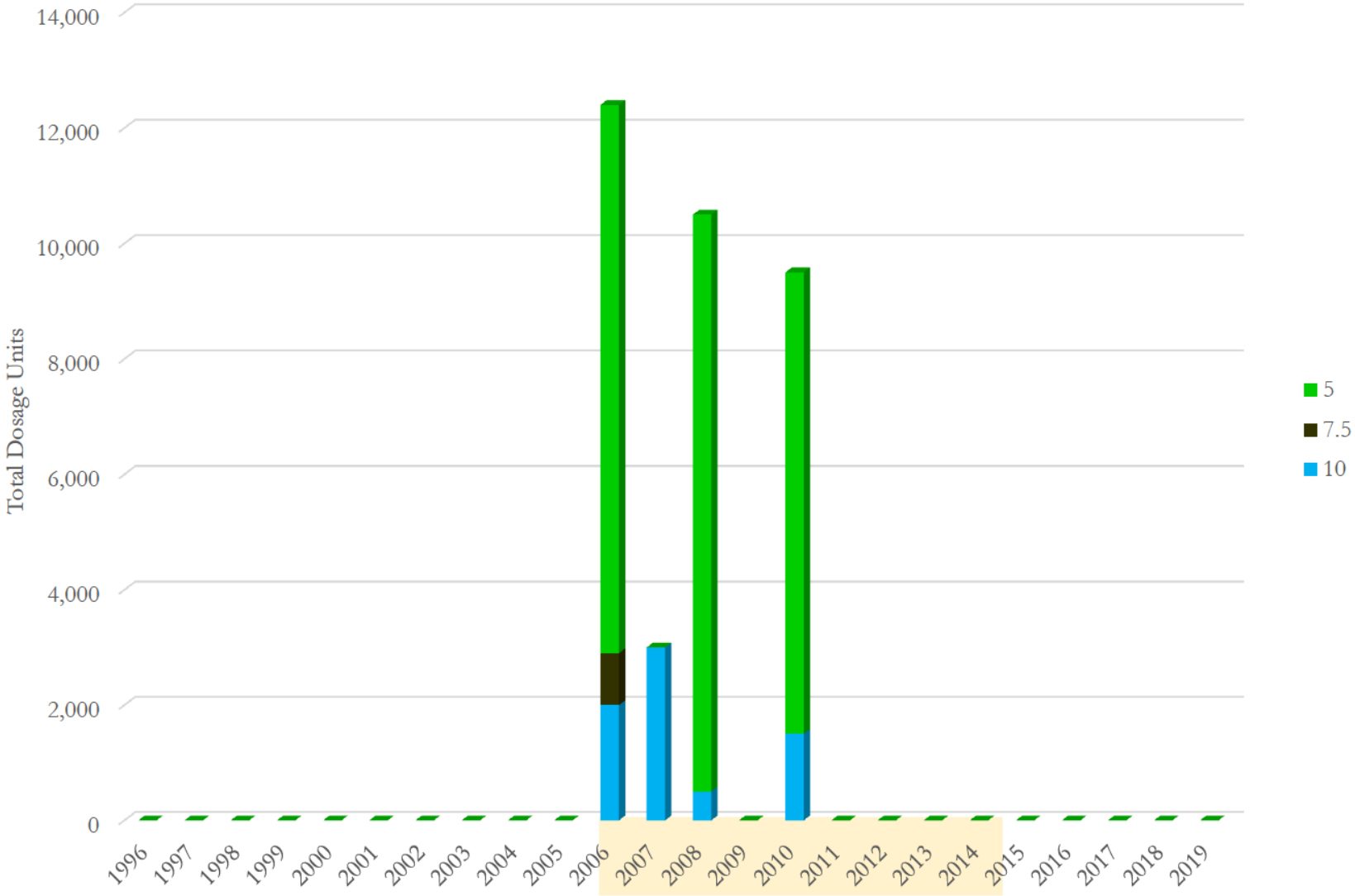

Data source: ARCOS (2006-2014) and Defendant Distribution Data (Anda 12/1996 - 1/2015)

Castro Street Pharmacy (3/2005 to 2/2012)
DEA: FC2037720
191 Golden Gate Avenue
San Francisco, CA 94102

Anda, Inc Hydrocodone Shipments to Castro Street Pharmacy, by Strength

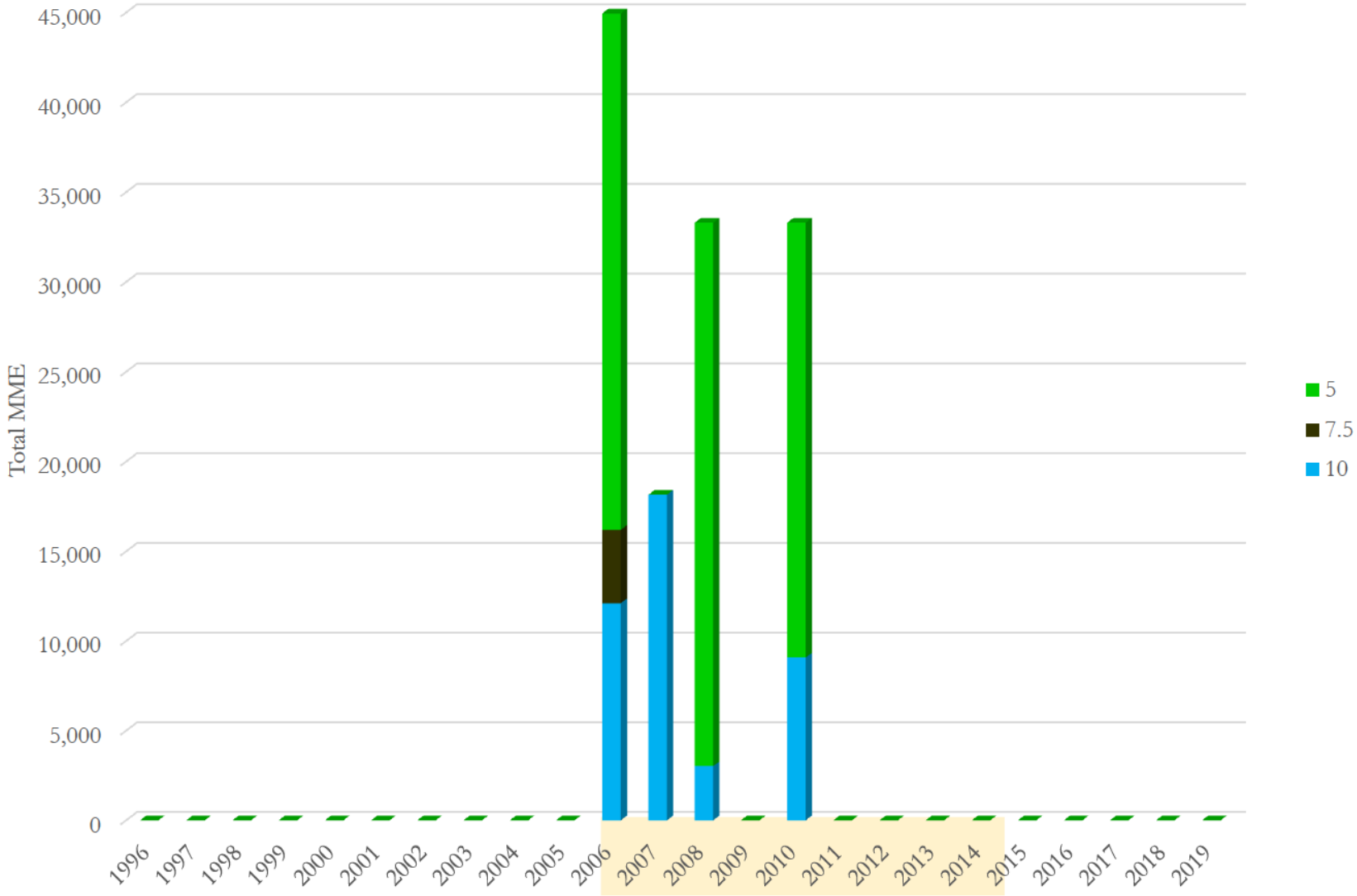

Data source: ARCOS (2006-2014) and Defendant Distribution Data (Anda 12/1996 - 1/2015)

Castro Street Pharmacy (3/2005 to 2/2012)
DEA: FC2037720
191 Golden Gate Avenue
San Francisco, CA 94102

Anda, Inc Hydrocodone Shipments to Castro Street Pharmacy, by Strength

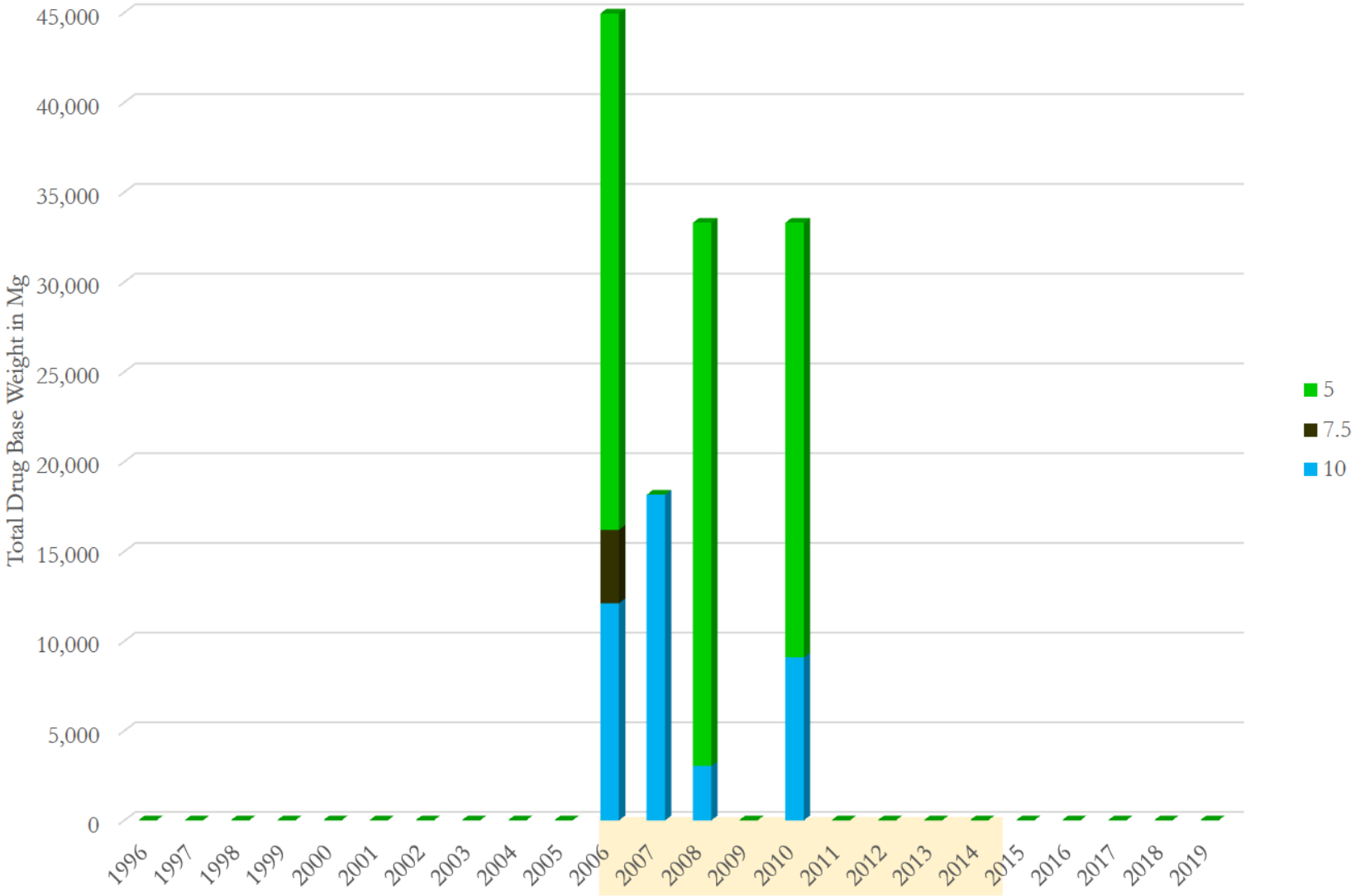

Data source: ARCOS (2006-2014) and Defendant Distribution Data (Anda 12/1996 - 1/2015)

Castro Street Pharmacy (3/2005 to 2/2012)
DEA: FC2037720
191 Golden Gate Avenue
San Francisco, CA 94102

Anda, Inc Hydrocodone Shipments to Castro Street Pharmacy, by Strength
(Total Dosage Units)

Strength Year\	10	7.5	5	Total	Avg. Str
1996	0	0	0	**0**	
1997	0	0	0	**0**	
1998	0	0	0	**0**	
1999	0	0	0	**0**	
2000	0	0	0	**0**	
2001	0	0	0	**0**	
2002	0	0	0	**0**	
2003	0	0	0	**0**	
2004	0	0	0	**0**	
2005	0	0	0	**0**	
2006	2,000	900	9,500	**12,400**	5.99
2007	3,000	0	0	**3,000**	10.00
2008	500	0	10,000	**10,500**	5.24
2009	0	0	0	**0**	
2010	1,500	0	8,000	**9,500**	5.79
2011	0	0	0	**0**	
2012	0	0	0	**0**	
2013	0	0	0	**0**	
2014	0	0	0	**0**	
2015	0	0	0	**0**	
2016	0	0	0	**0**	
2017	0	0	0	**0**	
2018	0	0	0	**0**	
2019	0	0	0	**0**	
Total	**7,000**	**900**	**27,500**	**35,400**	6.05

Data source: ARCOS (2006-2014) and Defendant Distribution Data (Anda 12/1996 - 1/2015)

Castro Street Pharmacy (3/2005 to 2/2012)
DEA: FC2037720
191 Golden Gate Avenue
San Francisco, CA 94102

Anda, Inc Hydrocodone Shipments to Castro Street Pharmacy, by Strength
(Total MME)

Strength Year\	10	7.5	5	Total	Avg. Str
1996	0	0	0	**0**	
1997	0	0	0	**0**	
1998	0	0	0	**0**	
1999	0	0	0	**0**	
2000	0	0	0	**0**	
2001	0	0	0	**0**	
2002	0	0	0	**0**	
2003	0	0	0	**0**	
2004	0	0	0	**0**	
2005	0	0	0	**0**	
2006	12,108	4,086	28,757	**44,951**	5.99
2007	18,162	0	0	**18,162**	10.00
2008	3,027	0	30,270	**33,297**	5.24
2009	0	0	0	**0**	
2010	9,081	0	24,216	**33,297**	5.79
2011	0	0	0	**0**	
2012	0	0	0	**0**	
2013	0	0	0	**0**	
2014	0	0	0	**0**	
2015	0	0	0	**0**	
2016	0	0	0	**0**	
2017	0	0	0	**0**	
2018	0	0	0	**0**	
2019	0	0	0	**0**	
Total	**42,378**	**4,086**	**83,243**	**129,707**	6.05

Data source: ARCOS (2006-2014) and Defendant Distribution Data (Anda 12/1996 - 1/2015)

Castro Street Pharmacy (3/2005 to 2/2012)
DEA: FC2037720
191 Golden Gate Avenue
San Francisco, CA 94102

Anda, Inc Hydrocodone Shipments to Castro Street Pharmacy, by Strength
(Total Drug Base Weight in Milligram)

Strength Year\	10	7.5	5	Total	Avg. Str
1996	0	0	0	**0**	
1997	0	0	0	**0**	
1998	0	0	0	**0**	
1999	0	0	0	**0**	
2000	0	0	0	**0**	
2001	0	0	0	**0**	
2002	0	0	0	**0**	
2003	0	0	0	**0**	
2004	0	0	0	**0**	
2005	0	0	0	**0**	
2006	12,108	4,086	28,757	**44,951**	5.99
2007	18,162	0	0	**18,162**	10.00
2008	3,027	0	30,270	**33,297**	5.24
2009	0	0	0	**0**	
2010	9,081	0	24,216	**33,297**	5.79
2011	0	0	0	**0**	
2012	0	0	0	**0**	
2013	0	0	0	**0**	
2014	0	0	0	**0**	
2015	0	0	0	**0**	
2016	0	0	0	**0**	
2017	0	0	0	**0**	
2018	0	0	0	**0**	
2019	0	0	0	**0**	
Total	**42,378**	**4,086**	**83,243**	**129,707**	6.05

Data source: ARCOS (2006-2014) and Defendant Distribution Data (Anda 12/1996 - 1/2015)

Walgreens # 11385 (5/2007 to 12/2017)
DEA: FW0247610
1580 Valencia St Ste 101
San Francisco, CA 94110

Walgreen Co Oxycodone Shipments to Walgreens # 11385

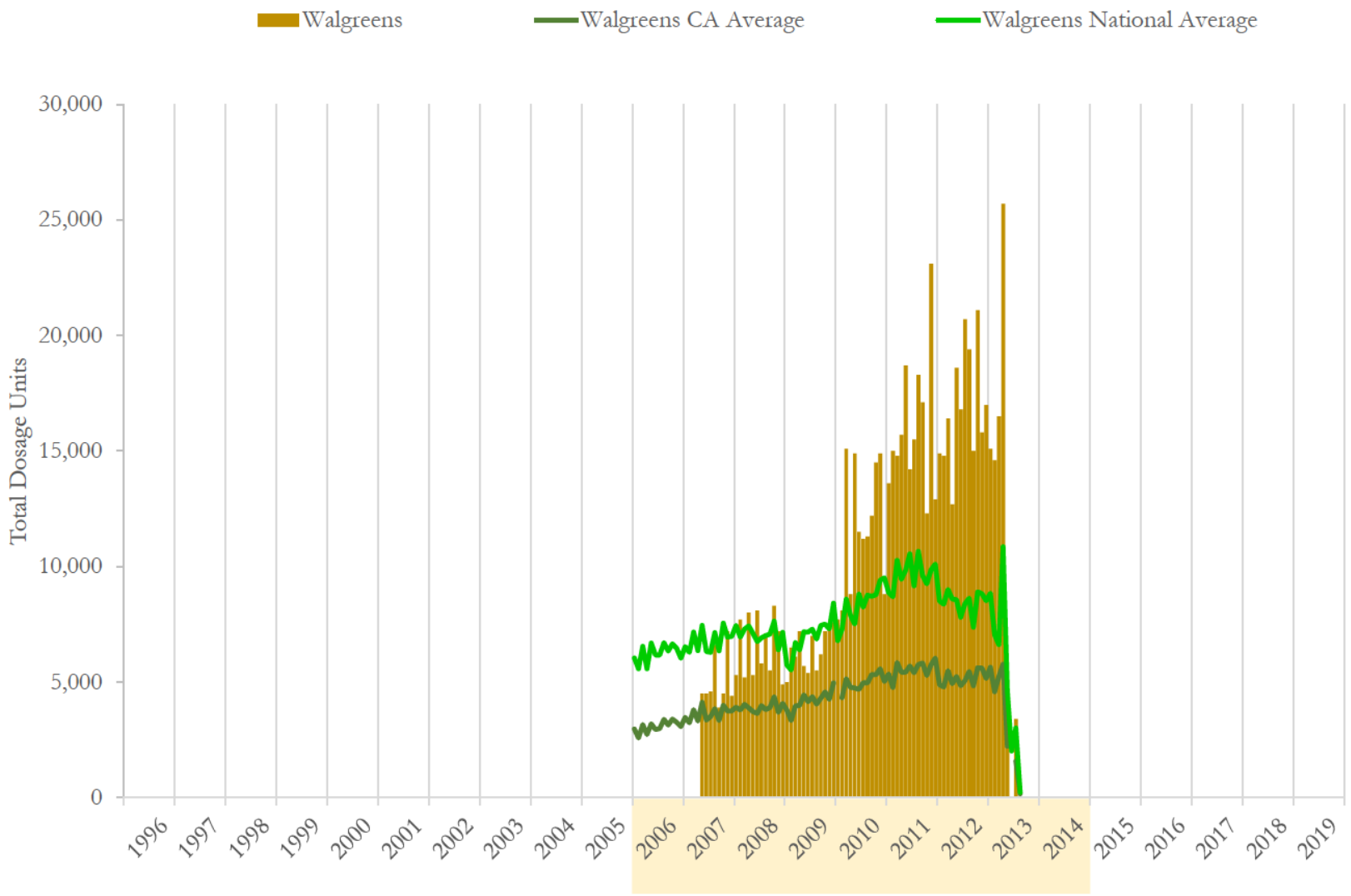

National and state averages reflect oxycodone shipped from Walgreen Co to all active pharmacies each month.
Data source: ARCOS (2006-2014) and Defendant Distribution Data (Walgreens 1/2006 - 3/2014)

Walgreens # 11385 (5/2007 to 12/2017)
DEA: FW0247610
1580 Valencia St Ste 101
San Francisco, CA 94110

Walgreen Co Oxycodone Shipments to Walgreens # 11385

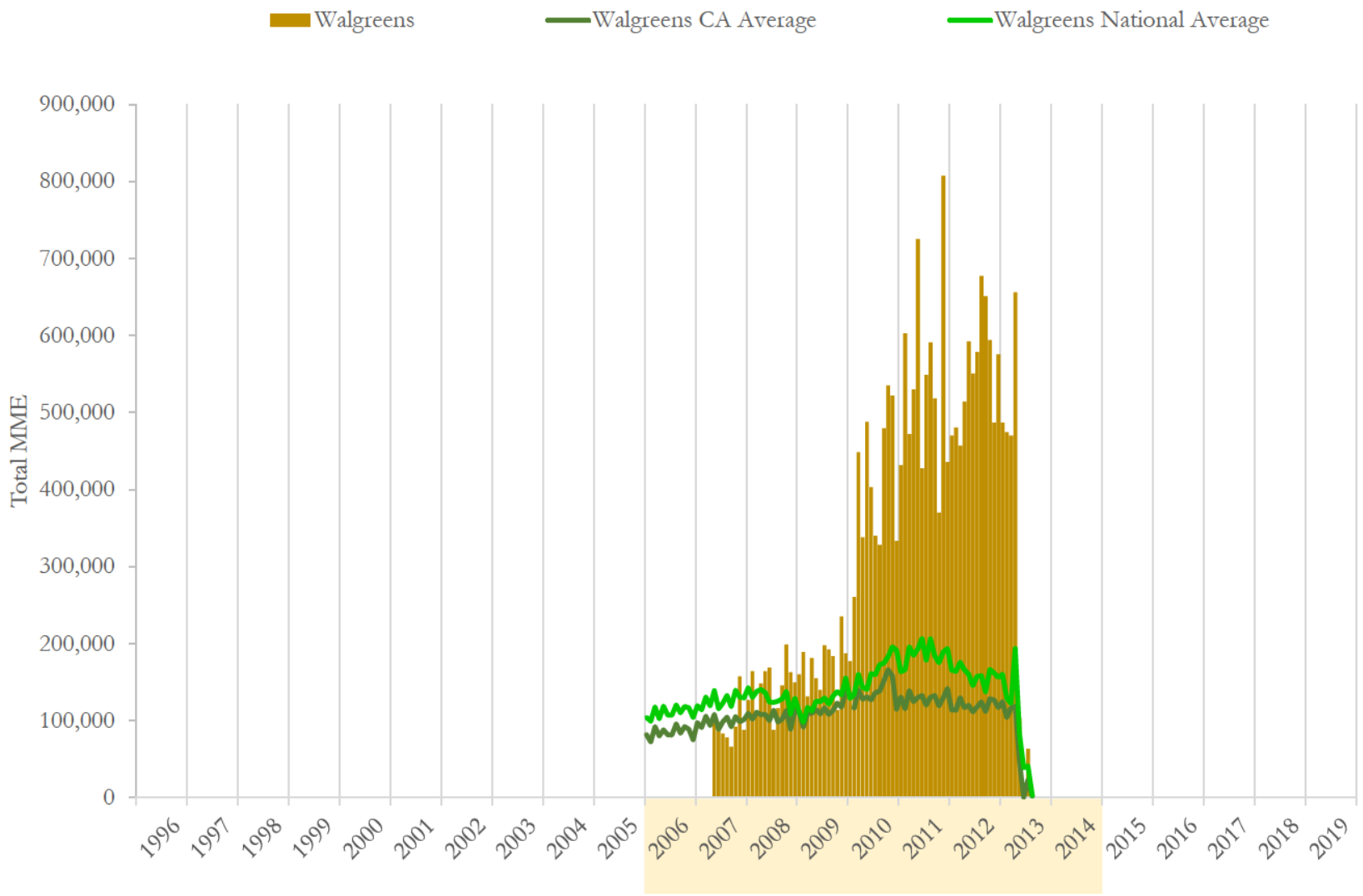

National and state averages reflect oxycodone shipped from Walgreen Co to all active pharmacies each month.
Data source: ARCOS (2006-2014) and Defendant Distribution Data (Walgreens 1/2006 - 3/2014)

Walgreens # 11385 (5/2007 to 12/2017)
DEA: FW0247610
1580 Valencia St Ste 101
San Francisco, CA 94110

Walgreen Co Oxycodone Shipments to Walgreens # 11385

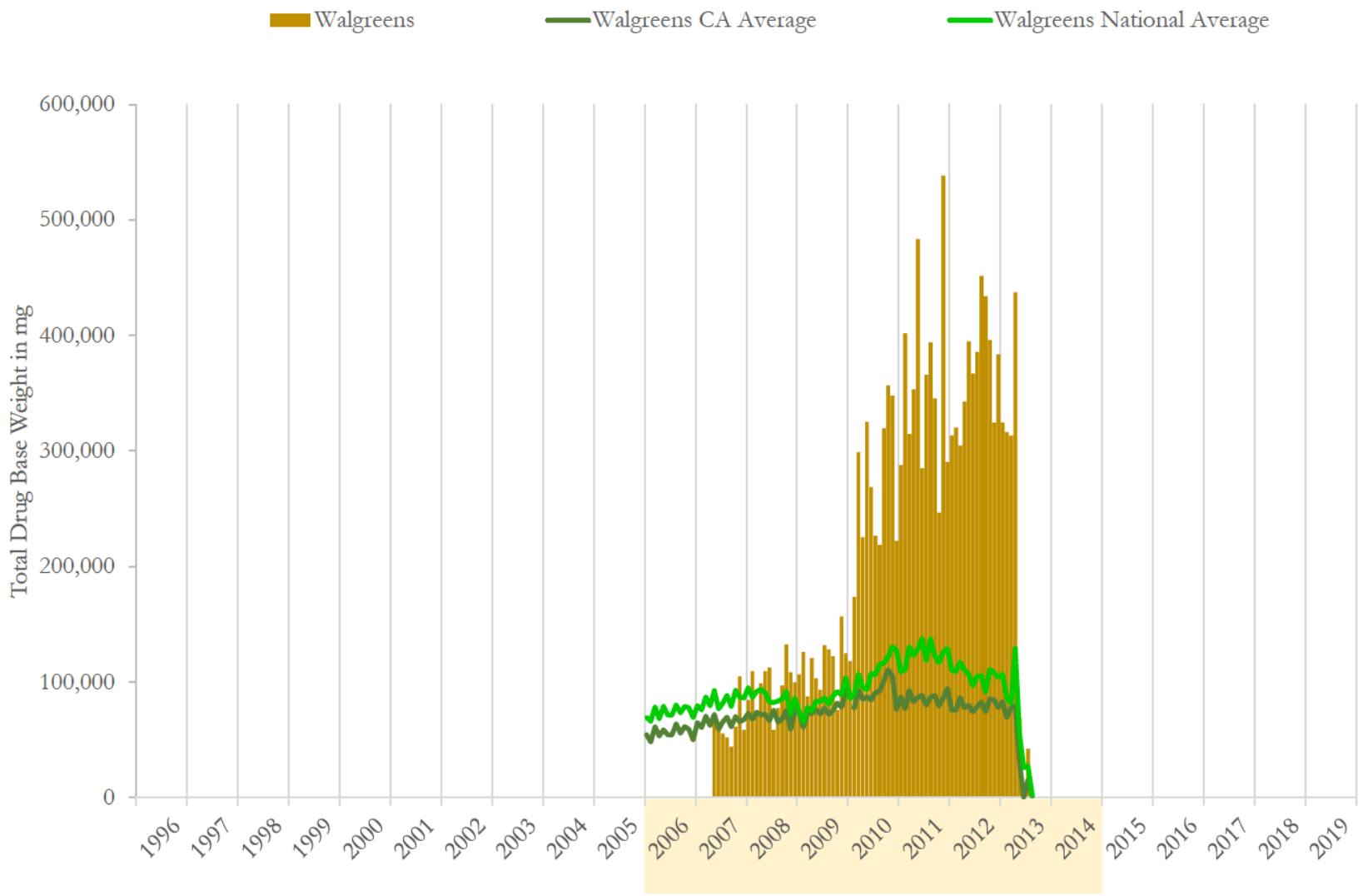

National and state averages reflect oxycodone shipped from Walgreen Co to all active pharmacies each month.
Data source: ARCOS (2006-2014) and Defendant Distribution Data (Walgreens 1/2006 - 3/2014)

Walgreens # 11385 (5/2007 to 12/2017)
DEA: FW0247610
1580 Valencia St Ste 101
San Francisco, CA 94110

Walgreen Co Oxycodone Shipments to Walgreens # 11385

	Dosage Units		MME		Drug Base Weight in mg	
Date	Walgreens	% Change	Walgreens	% Change	Walgreens	% Change
01/2006	0	n/a	0	n/a	0	n/a
02/2006	0	n/a	0	n/a	0	n/a
03/2006	0	n/a	0	n/a	0	n/a
04/2006	0	n/a	0	n/a	0	n/a
05/2006	0	n/a	0	n/a	0	n/a
06/2006	0	n/a	0	n/a	0	n/a
07/2006	0	n/a	0	n/a	0	n/a
08/2006	0	n/a	0	n/a	0	n/a
09/2006	0	n/a	0	n/a	0	n/a
10/2006	0	n/a	0	n/a	0	n/a
11/2006	0	n/a	0	n/a	0	n/a
12/2006	0	n/a	0	n/a	0	n/a
01/2007	0	n/a	0	n/a	0	n/a
02/2007	0	n/a	0	n/a	0	n/a
03/2007	0	n/a	0	n/a	0	n/a
04/2007	0	n/a	0	n/a	0	n/a
05/2007	4,500	n/a	97,541	n/a	65,027	n/a
06/2007	4,500	0.0%	98,214	0.7%	65,476	0.7%
07/2007	4,600	2.2%	83,287	-15.2%	55,525	-15.2%
08/2007	6,600	43.5%	78,116	-6.2%	52,077	-6.2%
09/2007	3,900	-40.9%	66,107	-15.4%	44,072	-15.4%
10/2007	4,500	15.4%	92,115	39.3%	61,410	39.3%
11/2007	7,200	60.0%	157,255	70.7%	104,836	70.7%
12/2007	4,400	-38.9%	87,745	-44.2%	58,496	-44.2%

Data source: ARCOS (2006-2014) and Defendant Distribution Data (Walgreens 1/2006 - 3/2014)

Walgreens # 11385 (5/2007 to 12/2017)
DEA: FW0247610
1580 Valencia St Ste 101
San Francisco, CA 94110

Walgreen Co Oxycodone Shipments to Walgreens # 11385

	Dosage Units		MME		Drug Base Weight in mg	
Date	Walgreens	% Change	Walgreens	% Change	Walgreens	% Change
01/2008	5,300	20.5%	126,641	44.3%	84,428	44.3%
02/2008	7,700	45.3%	164,133	29.6%	109,422	29.6%
03/2008	5,200	-32.5%	108,414	-33.9%	72,276	-33.9%
04/2008	8,000	53.8%	148,117	36.6%	98,745	36.6%
05/2008	5,300	-33.8%	164,046	10.8%	109,364	10.8%
06/2008	8,100	52.8%	168,497	2.7%	112,331	2.7%
07/2008	5,800	-28.4%	87,745	-47.9%	58,496	-47.9%
08/2008	7,100	22.4%	116,321	32.6%	77,547	32.6%
09/2008	5,500	-22.5%	145,771	25.3%	97,181	25.3%
10/2008	8,300	50.9%	198,754	36.3%	132,503	36.3%
11/2008	7,200	-13.3%	162,849	-18.1%	108,566	-18.1%
12/2008	4,900	-31.9%	149,536	-8.2%	99,691	-8.2%
01/2009	5,000	2.0%	159,824	6.9%	106,549	6.9%
02/2009	6,500	30.0%	188,870	18.2%	125,913	18.2%
03/2009	6,100	-6.2%	131,517	-30.4%	87,678	-30.4%
04/2009	7,200	18.0%	181,407	37.9%	120,938	37.9%
05/2009	5,700	-20.8%	155,117	-14.5%	103,411	-14.5%
06/2009	5,400	-5.3%	139,787	-9.9%	93,191	-9.9%
07/2009	7,000	29.6%	197,678	41.4%	131,786	41.4%
08/2009	5,500	-21.4%	192,299	-2.7%	128,200	-2.7%
09/2009	6,200	12.7%	183,558	-4.5%	122,372	-4.5%
10/2009	7,200	16.1%	113,564	-38.1%	75,709	-38.1%
11/2009	7,300	1.4%	235,264	107.2%	156,843	107.2%
12/2009	7,600	4.1%	187,458	-20.3%	124,972	-20.3%

Data source: ARCOS (2006-2014) and Defendant Distribution Data (Walgreens 1/2006 - 3/2014)

Walgreens # 11385 (5/2007 to 12/2017)
DEA: FW0247610
1580 Valencia St Ste 101
San Francisco, CA 94110

Walgreen Co Oxycodone Shipments to Walgreens # 11385

	Dosage Units		MME		Drug Base Weight in mg	
Date	Walgreens	% Change	Walgreens	% Change	Walgreens	% Change
01/2010	7,700	1.3%	177,507	-5.3%	118,338	-5.3%
02/2010	8,100	5.2%	260,545	46.8%	173,697	46.8%
03/2010	15,100	86.4%	448,340	72.1%	298,893	72.1%
04/2010	8,800	-41.7%	337,801	-24.7%	225,201	-24.7%
05/2010	14,900	69.3%	487,943	44.4%	325,295	44.4%
06/2010	11,500	-22.8%	402,753	-17.5%	268,502	-17.5%
07/2010	11,200	-2.6%	340,222	-15.5%	226,815	-15.5%
08/2010	11,300	0.9%	328,052	-3.6%	218,701	-3.6%
09/2010	12,200	8.0%	479,403	46.1%	319,602	46.1%
10/2010	14,500	18.9%	535,211	11.6%	356,807	11.6%
11/2010	14,900	2.8%	521,763	-2.5%	347,842	-2.5%
12/2010	8,800	-40.9%	333,162	-36.1%	222,108	-36.1%
01/2011	13,600	54.5%	431,530	29.5%	287,687	29.5%
02/2011	15,000	10.3%	602,717	39.7%	401,811	39.7%
03/2011	14,800	-1.3%	472,007	-21.7%	314,672	-21.7%
04/2011	15,700	6.1%	529,832	12.3%	353,221	12.3%
05/2011	18,700	19.1%	725,156	36.9%	483,438	36.9%
06/2011	14,200	-24.1%	427,631	-41.0%	285,087	-41.0%
07/2011	15,500	9.2%	548,658	28.3%	365,772	28.3%
08/2011	18,300	18.1%	591,018	7.7%	394,012	7.7%
09/2011	17,100	-6.6%	518,401	-12.3%	345,601	-12.3%
10/2011	12,300	-28.1%	369,806	-28.7%	246,538	-28.7%
11/2011	23,100	87.8%	807,186	118.3%	538,124	118.3%
12/2011	12,900	-44.2%	435,363	-46.1%	290,242	-46.1%

Data source: ARCOS (2006-2014) and Defendant Distribution Data (Walgreens 1/2006 - 3/2014)

Walgreen Co Oxycodone Shipments to Walgreens # 11385

	Dosage Units		MME		Drug Base Weight in mg	
Date	Walgreens	% Change	Walgreens	% Change	Walgreens	% Change
01/2012	14,900	15.5%	469,990	8.0%	313,327	8.0%
02/2012	14,800	-0.7%	480,412	2.2%	320,275	2.2%
03/2012	16,400	10.8%	456,879	-4.9%	304,586	-4.9%
04/2012	12,700	-22.6%	514,031	12.5%	342,687	12.5%
05/2012	18,600	46.5%	592,362	15.2%	394,908	15.2%
06/2012	16,800	-9.7%	550,675	-7.0%	367,117	-7.0%
07/2012	20,700	23.2%	578,579	5.1%	385,719	5.1%
08/2012	19,400	-6.3%	677,082	17.0%	451,388	17.0%
09/2012	15,000	-22.7%	650,859	-3.9%	433,906	-3.9%
10/2012	21,100	40.7%	594,043	-8.7%	396,029	-8.7%
11/2012	15,800	-25.1%	486,800	-18.1%	324,533	-18.1%
12/2012	17,000	7.6%	575,553	18.2%	383,702	18.2%
01/2013	15,100	-11.2%	486,800	-15.4%	324,533	-15.4%
02/2013	14,600	-3.3%	474,338	-2.6%	316,226	-2.6%
03/2013	16,500	13.0%	469,990	-0.9%	313,327	-0.9%
04/2013	25,700	55.8%	656,238	39.6%	437,492	39.6%
05/2013	3,800	-85.2%	102,873	-84.3%	68,582	-84.3%
06/2013	0	-100.0%	0	-100.0%	0	-100.0%
07/2013	3,400	n/a	63,203	n/a	42,136	n/a
08/2013	0	-100.0%	0	-100.0%	0	-100.0%
09/2013	0	n/a	0	n/a	0	n/a
10/2013	0	n/a	0	n/a	0	n/a
11/2013	0	n/a	0	n/a	0	n/a
12/2013	0	n/a	0	n/a	0	n/a

Data source: ARCOS (2006-2014) and Defendant Distribution Data (Walgreens 1/2006 - 3/2014)

Walgreens # 11385 (5/2007 to 12/2017)
DEA: FW0247610
1580 Valencia St Ste 101
San Francisco, CA 94110

Walgreen Co Oxycodone Shipments to Walgreens # 11385

	Dosage Units		MME		Drug Base Weight in mg	
Date	Walgreens	% Change	Walgreens	% Change	Walgreens	% Change
1996	0		0		0	
1997	0	n/a	0	n/a	0	n/a
1998	0	n/a	0	n/a	0	n/a
1999	0	n/a	0	n/a	0	n/a
2000	0	n/a	0	n/a	0	n/a
2001	0	n/a	0	n/a	0	n/a
2002	0	n/a	0	n/a	0	n/a
2003	0	n/a	0	n/a	0	n/a
2004	0	n/a	0	n/a	0	n/a
2005	0	n/a	0	n/a	0	n/a
2006	0	n/a	0	n/a	0	n/a
2007	40,200	n/a	760,379	n/a	506,919	n/a
2008	78,400	95.0%	1,740,823	128.9%	1,160,549	128.9%
2009	76,700	-2.2%	2,066,343	18.7%	1,377,562	18.7%
2010	139,000	81.2%	4,652,701	125.2%	3,101,800	125.2%
2011	191,200	37.6%	6,459,305	38.8%	4,306,203	38.8%
2012	203,200	6.3%	6,627,264	2.6%	4,418,176	2.6%
2013	79,100	-61.1%	2,253,443	-66.0%	1,502,295	-66.0%
2014	0	-100.0%	0	-100.0%	0	-100.0%
2015	0	n/a	0	n/a	0	n/a
2016	0	n/a	0	n/a	0	n/a
2017	0	n/a	0	n/a	0	n/a
2018	0	n/a	0	n/a	0	n/a
2019	0	n/a	0	n/a	0	n/a
Total	**807,800**		**24,560,257**		**16,373,505**	

Data source: ARCOS (2006-2014) and Defendant Distribution Data (Walgreens 1/2006 - 3/2014)

Walgreens # 11385 (5/2007 to 12/2017)
DEA: FW0247610
1580 Valencia St Ste 101
San Francisco, CA 94110

Walgreen Co Oxycodone Shipments to Walgreens # 11385, by Strength

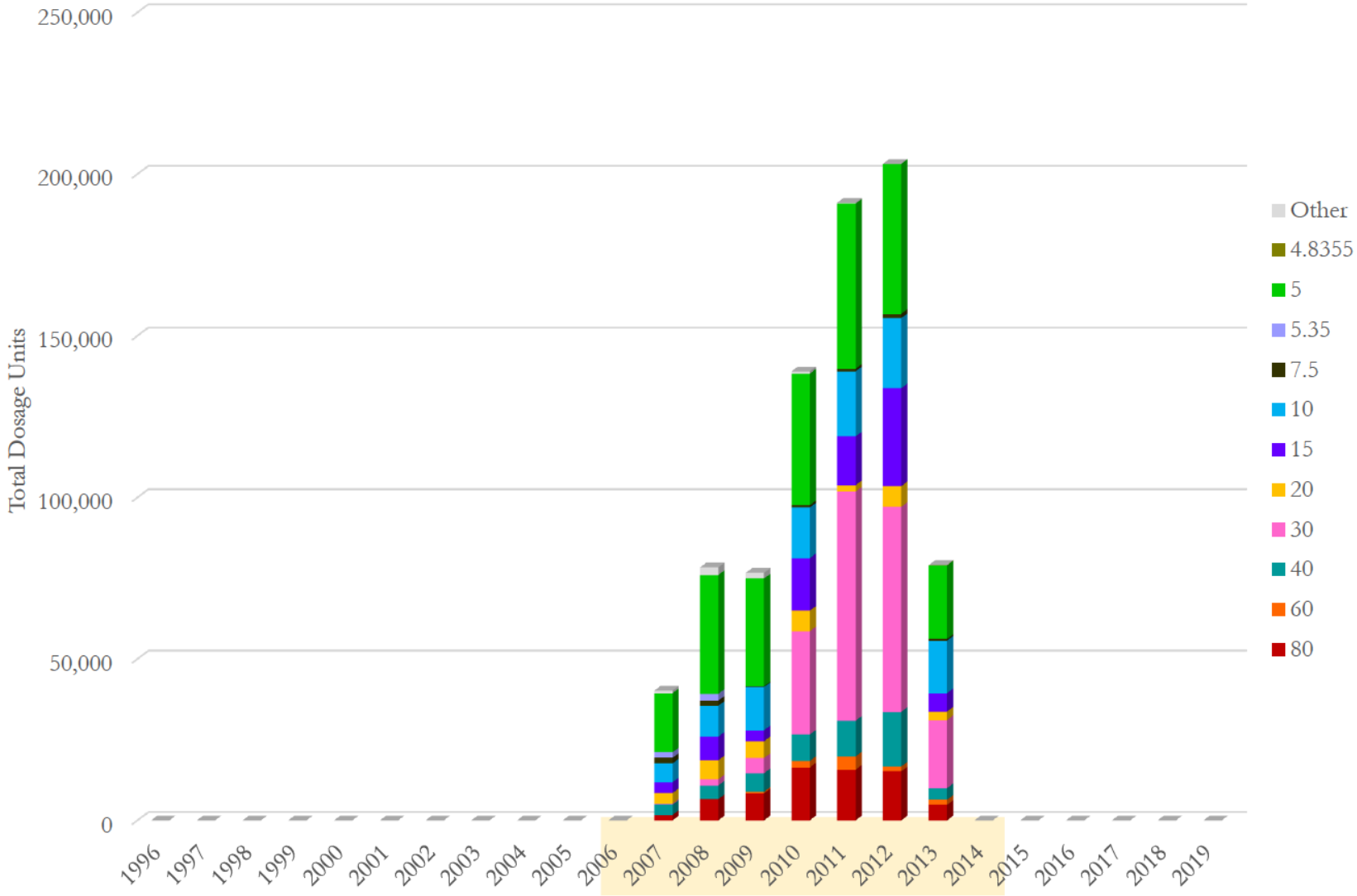

Data source: ARCOS (2006-2014) and Defendant Distribution Data (Walgreens 1/2006 - 3/2014)

Walgreens # 11385 (5/2007 to 12/2017)
DEA: FW0247610
1580 Valencia St Ste 101
San Francisco, CA 94110

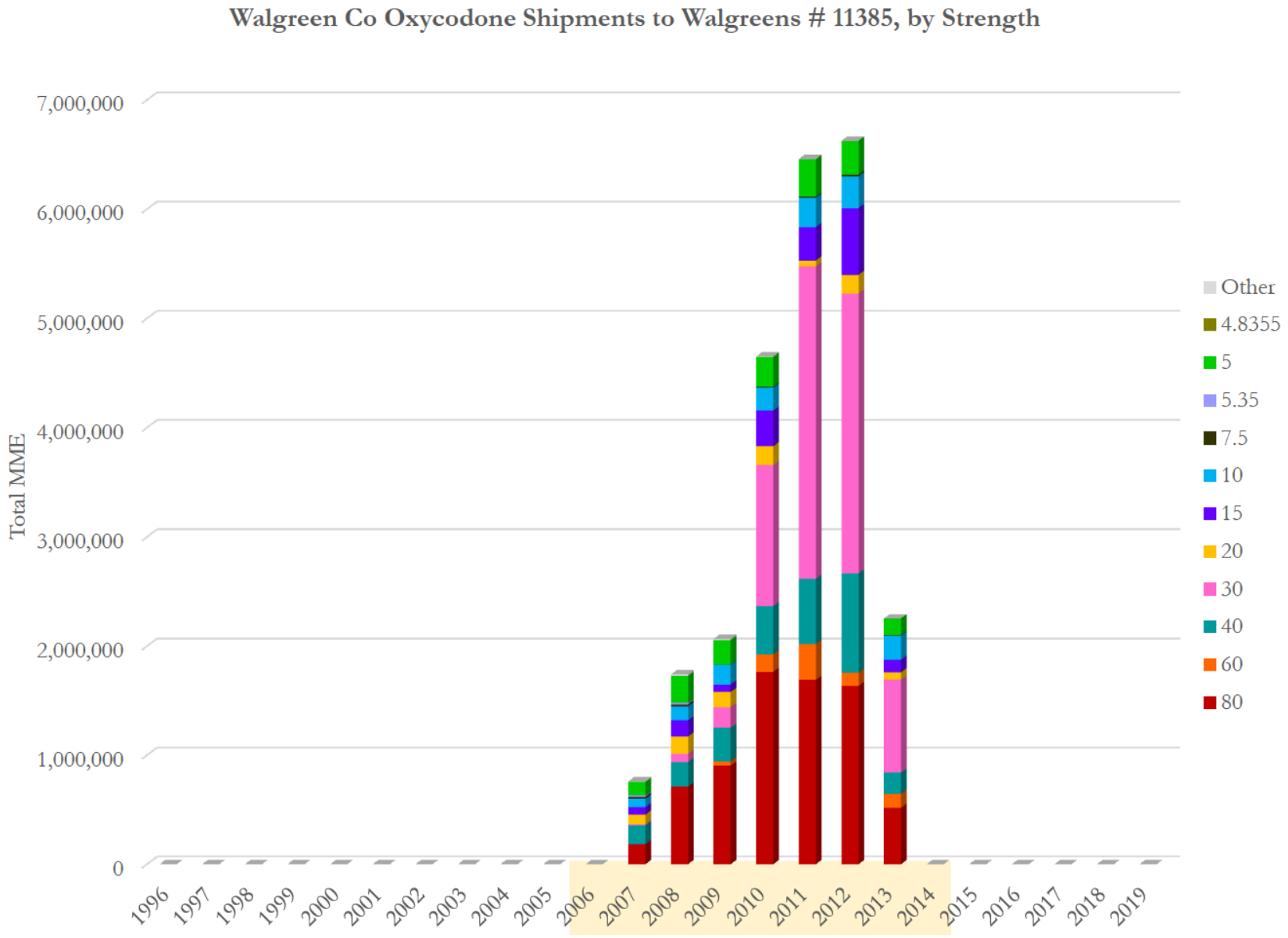

Data source: ARCOS (2006-2014) and Defendant Distribution Data (Walgreens 1/2006 - 3/2014)

Walgreens # 11385 (5/2007 to 12/2017)
DEA: FW0247610
1580 Valencia St Ste 101
San Francisco, CA 94110

Walgreen Co Oxycodone Shipments to Walgreens # 11385, by Strength

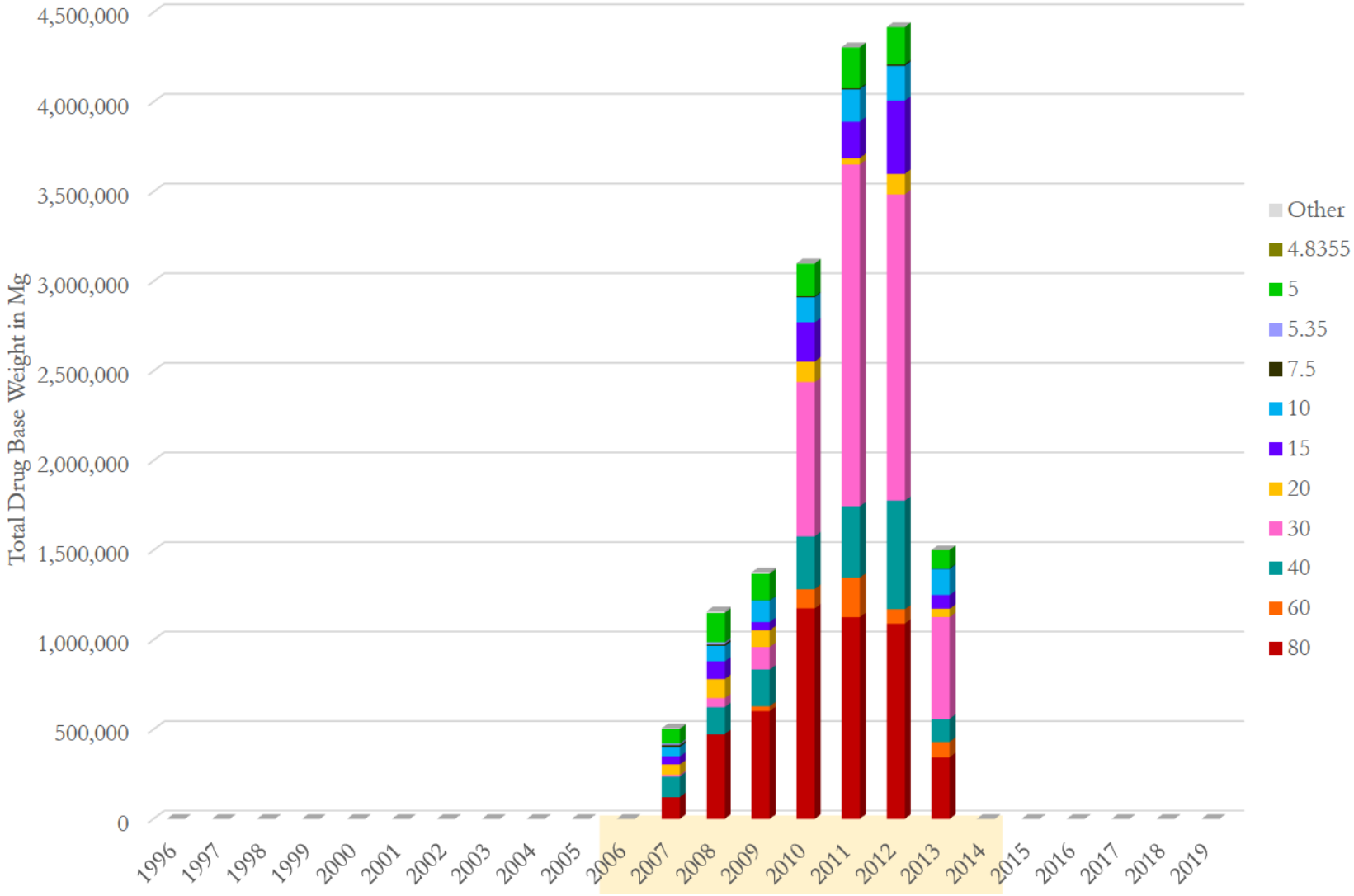

Data source: ARCOS (2006-2014) and Defendant Distribution Data (Walgreens 1/2006 - 3/2014)

Walgreens # 11385 (5/2007 to 12/2017)
DEA: FW0247610
1580 Valencia St Ste 101
San Francisco, CA 94110

Walgreen Co Oxycodone Shipments to Walgreens # 11385, by Strength
(Total Dosage Units)

Strength Year\	80	60	40	30	20	15	10	7.5	5.35	5	4.8355	Other	Total	Avg. Str
1996	0	0	0	0	0	0	0	0	0	0	0	0	**0**	
1997	0	0	0	0	0	0	0	0	0	0	0	0	**0**	
1998	0	0	0	0	0	0	0	0	0	0	0	0	**0**	
1999	0	0	0	0	0	0	0	0	0	0	0	0	**0**	
2000	0	0	0	0	0	0	0	0	0	0	0	0	**0**	
2001	0	0	0	0	0	0	0	0	0	0	0	0	**0**	
2002	0	0	0	0	0	0	0	0	0	0	0	0	**0**	
2003	0	0	0	0	0	0	0	0	0	0	0	0	**0**	
2004	0	0	0	0	0	0	0	0	0	0	0	0	**0**	
2005	0	0	0	0	0	0	0	0	0	0	0	0	**0**	
2006	0	0	0	0	0	0	0	0	0	0	0	0	**0**	
2007	1,700	0	3,200	300	3,300	3,300	5,900	1,700	1,700	18,300	0	800	**40,200**	14 23
2008	6,600	0	4,200	1,900	5,900	7,300	9,600	1,600	2,100	36,800	0	2,400	**78,400**	16 89
2009	8,400	500	5,700	4,700	5,200	3,400	13,400	200	0	33,400	0	1,800	**76,700**	20 41
2010	16,400	2,000	8,200	32,000	6,400	16,200	15,700	700	0	40,700	0	700	**139,000**	24 99
2011	15,700	4,100	11,100	70,900	2,000	15,100	20,100	800	0	51,100	0	300	**191,200**	25 15
2012	15,200	1,500	16,900	63,500	6,400	30,300	21,700	1,300	0	46,400	0	0	**203,200**	24 25
2013	4,800	1,600	3,600	21,100	2,600	5,700	16,300	500	0	22,800	100	0	**79,100**	21 19
2014	0	0	0	0	0	0	0	0	0	0	0	0	**0**	
2015	0	0	0	0	0	0	0	0	0	0	0	0	**0**	
2016	0	0	0	0	0	0	0	0	0	0	0	0	**0**	
2017	0	0	0	0	0	0	0	0	0	0	0	0	**0**	
2018	0	0	0	0	0	0	0	0	0	0	0	0	**0**	
2019	0	0	0	0	0	0	0	0	0	0	0	0	**0**	
Total	**68,800**	**9,700**	**52,900**	**194,400**	**31,800**	**81,300**	**102,700**	**6,800**	**3,800**	**249,500**	**100**	**6,000**	**807,800**	22 74

Data source: ARCOS (2006-2014) and Defendant Distribution Data (Walgreens 1/2006 - 3/2014)

Walgreens # 11385 (5/2007 to 12/2017)
DEA: FW0247610
1580 Valencia St Ste 101
San Francisco, CA 94110

Walgreen Co Oxycodone Shipments to Walgreens # 11385, by Strength
(Total MME)

Strength Year\	80	60	40	30	20	15	10	7.5	5.35	5	4.8355	Other	Total	Avg. Str
1996	0	0	0	0	0	0	0	0	0	0	0	0	**0**	
1997	0	0	0	0	0	0	0	0	0	0	0	0	**0**	
1998	0	0	0	0	0	0	0	0	0	0	0	0	**0**	
1999	0	0	0	0	0	0	0	0	0	0	0	0	**0**	
2000	0	0	0	0	0	0	0	0	0	0	0	0	**0**	
2001	0	0	0	0	0	0	0	0	0	0	0	0	**0**	
2002	0	0	0	0	0	0	0	0	0	0	0	0	**0**	
2003	0	0	0	0	0	0	0	0	0	0	0	0	**0**	
2004	0	0	0	0	0	0	0	0	0	0	0	0	**0**	
2005	0	0	0	0	0	0	0	0	0	0	0	0	**0**	
2006	0	0	0	0	0	0	0	0	0	0	0	0	**0**	
2007	182,886	0	172,128	12,103	88,754	66,565	79,340	17,146	12,229	123,043	0	6,186	**760,379**	14 23
2008	710,028	0	225,918	76,651	158,681	147,250	129,096	16,137	15,107	247,433	0	14,523	**1,740,823**	16 89
2009	903,672	40,343	306,603	189,610	139,854	68,582	180,197	2,017	0	224,573	0	10,892	**2,066,343**	20 41
2010	1,764,312	161,370	441,078	1,290,960	172,128	326,774	211,126	7,060	0	273,657	0	4,236	**4,652,701**	24 99
2011	1,689,006	330,809	597,069	2,860,283	53,790	304,586	270,295	8,069	0	343,584	0	1,815	**6,459,305**	25 15
2012	1,635,216	121,028	909,051	2,561,749	172,128	611,189	291,811	13,111	0	311,982	0	0	**6,627,264**	24 25
2013	516,384	129,096	193,644	851,227	69,927	114,976	219,194	5,043	0	153,302	650	0	**2,253,443**	21 19
2014	0	0	0	0	0	0	0	0	0	0	0	0	**0**	
2015	0	0	0	0	0	0	0	0	0	0	0	0	**0**	
2016	0	0	0	0	0	0	0	0	0	0	0	0	**0**	
2017	0	0	0	0	0	0	0	0	0	0	0	0	**0**	
2018	0	0	0	0	0	0	0	0	0	0	0	0	**0**	
2019	0	0	0	0	0	0	0	0	0	0	0	0	**0**	
Total	**7,401,504**	**782,645**	**2,845,491**	**7,842,582**	**855,261**	**1,639,923**	**1,381,058**	**68,582**	**27,336**	**1,677,573**	**650**	**37,653**	**24,560,257**	22 74

Data source: ARCOS (2006-2014) and Defendant Distribution Data (Walgreens 1/2006 - 3/2014)

Walgreens # 11385 (5/2007 to 12/2017)
DEA: FW0247610
1580 Valencia St Ste 101
San Francisco, CA 94110

Walgreen Co Oxycodone Shipments to Walgreens # 11385, by Strength
(Total Drug Base Weight in Milligram)

Strength Year\	80	60	40	30	20	15	10	7.5	5.35	5	4.8355	Other	Total	Avg. Str
1996	0	0	0	0	0	0	0	0	0	0	0	0	**0**	
1997	0	0	0	0	0	0	0	0	0	0	0	0	**0**	
1998	0	0	0	0	0	0	0	0	0	0	0	0	**0**	
1999	0	0	0	0	0	0	0	0	0	0	0	0	**0**	
2000	0	0	0	0	0	0	0	0	0	0	0	0	**0**	
2001	0	0	0	0	0	0	0	0	0	0	0	0	**0**	
2002	0	0	0	0	0	0	0	0	0	0	0	0	**0**	
2003	0	0	0	0	0	0	0	0	0	0	0	0	**0**	
2004	0	0	0	0	0	0	0	0	0	0	0	0	**0**	
2005	0	0	0	0	0	0	0	0	0	0	0	0	**0**	
2006	0	0	0	0	0	0	0	0	0	0	0	0	**0**	
2007	121,924	0	114,752	8,069	59,169	44,377	52,894	11,430	8,153	82,029	0	4,124	**506,919**	14 23
2008	473,352	0	150,612	51,101	105,787	98,167	86,064	10,758	10,071	164,955	0	9,682	**1,160,549**	16 89
2009	602,448	26,895	204,402	126,407	93,236	45,722	120,131	1,345	0	149,716	0	7,262	**1,377,562**	20 41
2010	1,176,208	107,580	294,052	860,640	114,752	217,850	140,751	4,707	0	182,438	0	2,824	**3,101,800**	24 99
2011	1,126,004	220,539	398,046	1,906,856	35,860	203,057	180,197	5,379	0	229,056	0	1,210	**4,306,203**	25 15
2012	1,090,144	80,685	606,034	1,707,833	114,752	407,459	194,541	8,741	0	207,988	0	0	**4,418,176**	24 25
2013	344,256	86,064	129,096	567,485	46,618	76,651	146,130	3,362	0	102,201	434	0	**1,502,295**	21 19
2014	0	0	0	0	0	0	0	0	0	0	0	0	**0**	
2015	0	0	0	0	0	0	0	0	0	0	0	0	**0**	
2016	0	0	0	0	0	0	0	0	0	0	0	0	**0**	
2017	0	0	0	0	0	0	0	0	0	0	0	0	**0**	
2018	0	0	0	0	0	0	0	0	0	0	0	0	**0**	
2019	0	0	0	0	0	0	0	0	0	0	0	0	**0**	
Total	**4,934,336**	**521,763**	**1,896,994**	**5,228,388**	**570,174**	**1,093,282**	**920,706**	**45,722**	**18,224**	**1,118,382**	**434**	**25,102**	**16,373,505**	22 74

Data source: ARCOS (2006-2014) and Defendant Distribution Data (Walgreens 1/2006 - 3/2014)

Walgreens # 11385 (5/2007 to 12/2017)
DEA: FW0247610
1580 Valencia St Ste 101
San Francisco, CA 94110

Walgreen Co Hydrocodone Shipments to Walgreens # 11385

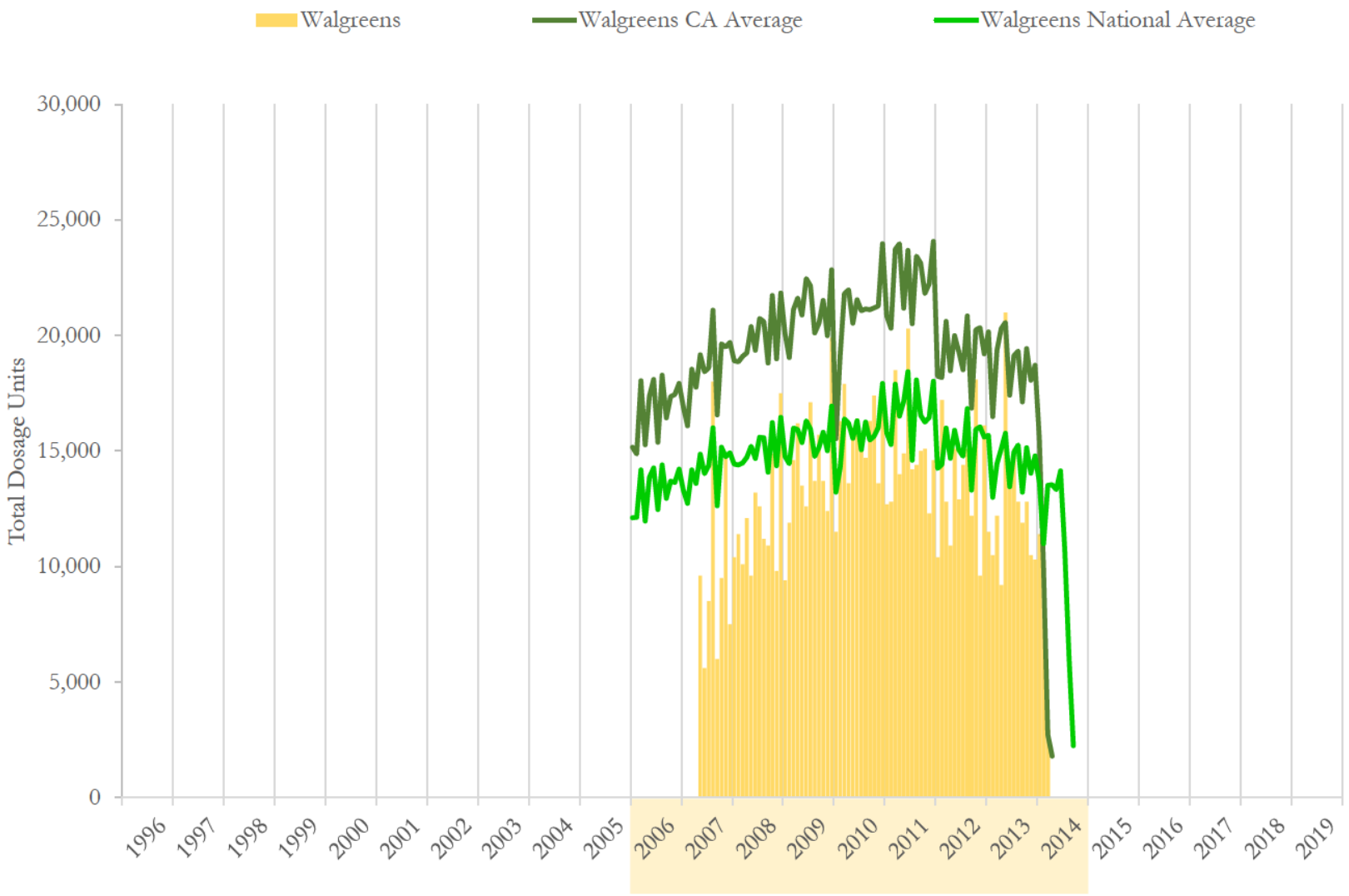

National and state averages reflect hydrocodone shipped from Walgreen Co to all active pharmacies each month.
Data source: ARCOS (2006-2014) and Defendant Distribution Data (Walgreens 1/2006 - 3/2014)

Walgreens # 11385 (5/2007 to 12/2017)
DEA: FW0247610
1580 Valencia St Ste 101
San Francisco, CA 94110

Walgreen Co Hydrocodone Shipments to Walgreens # 11385

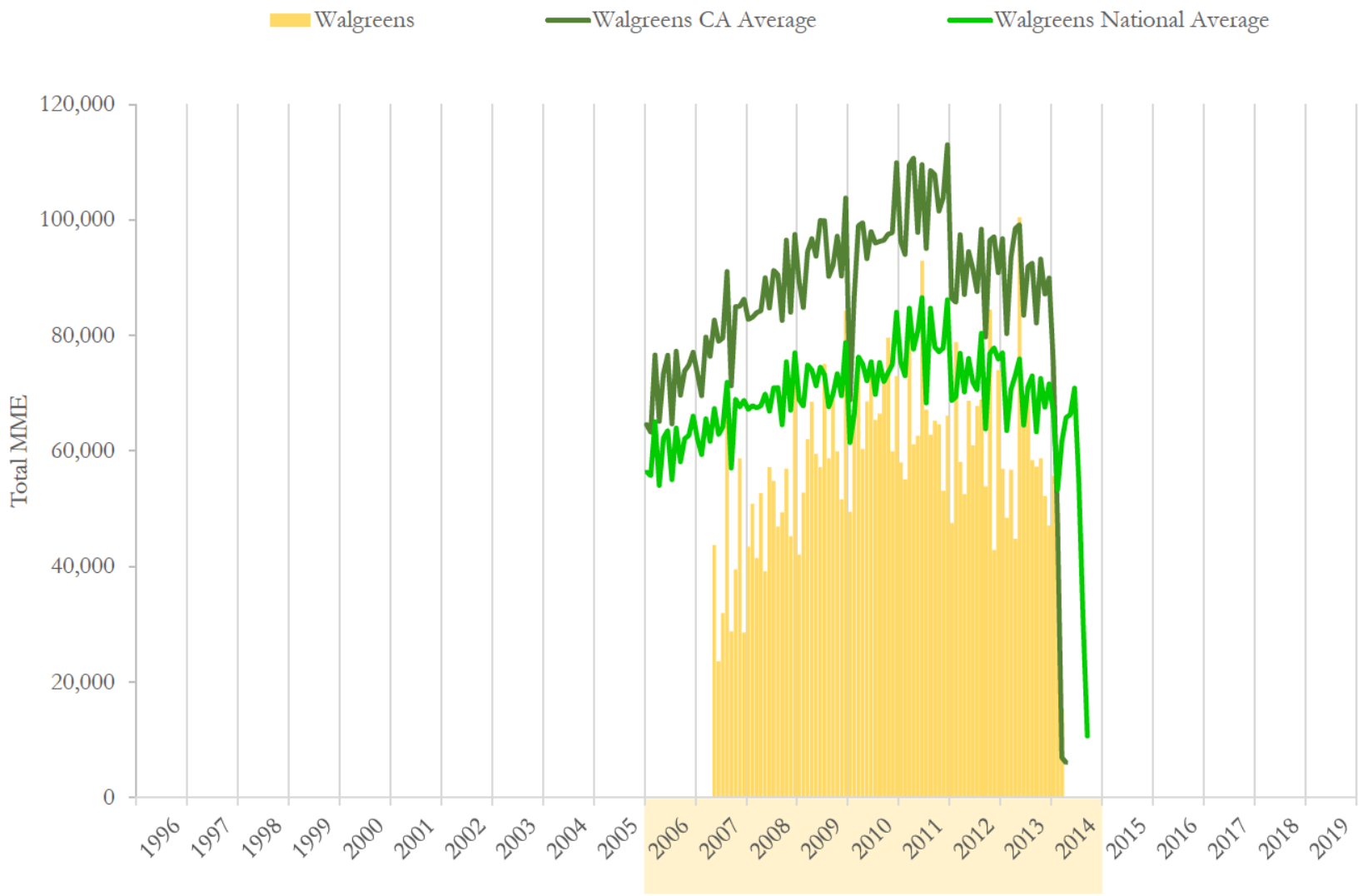

National and state averages reflect hydrocodone shipped from Walgreen Co to all active pharmacies each month.
Data source: ARCOS (2006-2014) and Defendant Distribution Data (Walgreens 1/2006 - 3/2014)

Walgreens # 11385 (5/2007 to 12/2017)
DEA: FW0247610
1580 Valencia St Ste 101
San Francisco, CA 94110

Walgreen Co Hydrocodone Shipments to Walgreens # 11385

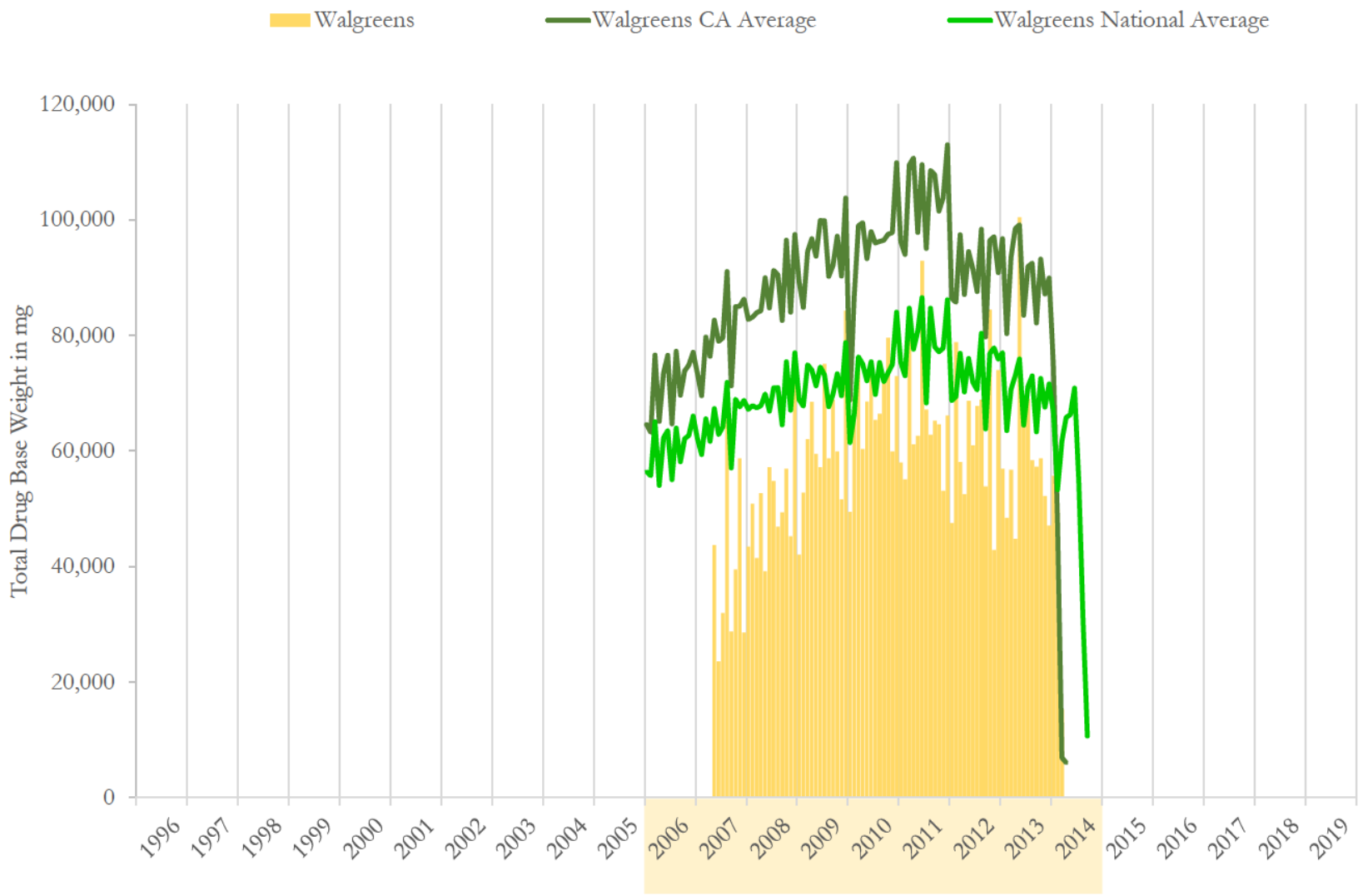

National and state averages reflect hydrocodone shipped from Walgreen Co to all active pharmacies each month.
Data source: ARCOS (2006-2014) and Defendant Distribution Data (Walgreens 1/2006 - 3/2014)

Walgreens # 11385 (5/2007 to 12/2017)
DEA: FW0247610
1580 Valencia St Ste 101
San Francisco, CA 94110

Walgreen Co Hydrocodone Shipments to Walgreens # 11385

	Dosage Units		MME		Drug Base Weight in mg	
Date	Walgreens	% Change	Walgreens	% Change	Walgreens	% Change
01/2006	0	n/a	0	n/a	0	n/a
02/2006	0	n/a	0	n/a	0	n/a
03/2006	0	n/a	0	n/a	0	n/a
04/2006	0	n/a	0	n/a	0	n/a
05/2006	0	n/a	0	n/a	0	n/a
06/2006	0	n/a	0	n/a	0	n/a
07/2006	0	n/a	0	n/a	0	n/a
08/2006	0	n/a	0	n/a	0	n/a
09/2006	0	n/a	0	n/a	0	n/a
10/2006	0	n/a	0	n/a	0	n/a
11/2006	0	n/a	0	n/a	0	n/a
12/2006	0	n/a	0	n/a	0	n/a
01/2007	0	n/a	0	n/a	0	n/a
02/2007	0	n/a	0	n/a	0	n/a
03/2007	0	n/a	0	n/a	0	n/a
04/2007	0	n/a	0	n/a	0	n/a
05/2007	9,600	n/a	43,690	n/a	43,690	n/a
06/2007	5,600	-41.7%	23,594	-46.0%	23,594	-46.0%
07/2007	8,500	51.8%	31,927	35.3%	31,927	35.3%
08/2007	18,000	111.8%	68,108	113.3%	68,108	113.3%
09/2007	6,000	-66.7%	28,757	-57.8%	28,757	-57.8%
10/2007	9,500	58.3%	39,494	37.3%	39,494	37.3%
11/2007	14,700	54.7%	58,724	48.7%	58,724	48.7%
12/2007	7,500	-49.0%	28,589	-51.3%	28,589	-51.3%

Data source: ARCOS (2006-2014) and Defendant Distribution Data (Walgreens 1/2006 - 3/2014)

Walgreens # 11385 (5/2007 to 12/2017)
DEA: FW0247610
1580 Valencia St Ste 101
San Francisco, CA 94110

Walgreen Co Hydrocodone Shipments to Walgreens # 11385

	Dosage Units		MME		Drug Base Weight in mg	
Date	Walgreens	% Change	Walgreens	% Change	Walgreens	% Change
01/2008	10,400	38.7%	43,437	51.9%	43,437	51.9%
02/2008	11,400	9.6%	50,845	17.1%	50,845	17.1%
03/2008	10,100	-11.4%	41,462	-18.5%	41,462	-18.5%
04/2008	12,100	19.8%	52,670	27.0%	52,670	27.0%
05/2008	9,600	-20.7%	39,192	-25.6%	39,192	-25.6%
06/2008	13,200	37.5%	57,194	45.9%	57,194	45.9%
07/2008	12,600	-4.5%	54,789	-4.2%	54,789	-4.2%
08/2008	11,200	-11.1%	46,919	-14.4%	46,919	-14.4%
09/2008	10,900	-2.7%	49,340	5.2%	49,340	5.2%
10/2008	14,900	36.7%	56,908	15.3%	56,908	15.3%
11/2008	9,800	-34.2%	45,254	-20.5%	45,254	-20.5%
12/2008	17,500	78.6%	75,978	67.9%	75,978	67.9%
01/2009	9,400	-46.3%	42,075	-44.6%	42,075	-44.6%
02/2009	11,900	26.6%	52,805	25.5%	52,805	25.5%
03/2009	14,600	22.7%	62,037	17.5%	62,037	17.5%
04/2009	16,200	11.0%	68,513	10.4%	68,513	10.4%
05/2009	13,500	-16.7%	59,481	-13.2%	59,481	-13.2%
06/2009	12,600	-6.7%	57,210	-3.8%	57,210	-3.8%
07/2009	17,100	35.7%	75,053	31.2%	75,053	31.2%
08/2009	13,700	-19.9%	58,708	-21.8%	58,708	-21.8%
09/2009	15,700	14.6%	68,848	17.3%	68,848	17.3%
10/2009	13,700	-12.7%	59,926	-13.0%	59,926	-13.0%
11/2009	12,400	-9.5%	51,610	-13.9%	51,610	-13.9%
12/2009	19,900	60.5%	84,302	63.3%	84,302	63.3%

Data source: ARCOS (2006-2014) and Defendant Distribution Data (Walgreens 1/2006 - 3/2014)

Walgreens # 11385 (5/2007 to 12/2017)
DEA: FW0247610
1580 Valencia St Ste 101
San Francisco, CA 94110

Walgreen Co Hydrocodone Shipments to Walgreens # 11385

	Dosage Units		MME		Drug Base Weight in mg	
Date	Walgreens	% Change	Walgreens	% Change	Walgreens	% Change
01/2010	11,500	-42.2%	49,491	-41.3%	49,491	-41.3%
02/2010	16,300	41.7%	69,302	40.0%	69,302	40.0%
03/2010	17,900	9.8%	76,280	10.1%	76,280	10.1%
04/2010	13,600	-24.0%	60,372	-20.9%	60,372	-20.9%
05/2010	15,600	14.7%	68,553	13.6%	68,553	13.6%
06/2010	16,400	5.1%	74,002	7.9%	74,002	7.9%
07/2010	15,200	-7.3%	65,375	-11.7%	65,375	-11.7%
08/2010	14,700	-3.3%	66,443	1.6%	66,443	1.6%
09/2010	16,300	10.9%	72,640	9.3%	72,640	9.3%
10/2010	17,400	6.7%	79,610	9.6%	79,610	9.6%
11/2010	13,600	-21.8%	59,935	-24.7%	59,935	-24.7%
12/2010	16,900	24.3%	72,943	21.7%	72,943	21.7%
01/2011	12,700	-24.9%	57,967	-20.5%	57,967	-20.5%
02/2011	12,800	0.8%	55,075	-5.0%	55,075	-5.0%
03/2011	18,500	44.5%	84,429	53.3%	84,429	53.3%
04/2011	14,000	-24.3%	61,145	-27.6%	61,145	-27.6%
05/2011	14,900	6.4%	62,651	2.5%	62,651	2.5%
06/2011	20,300	36.2%	92,921	48.3%	92,921	48.3%
07/2011	14,200	-30.0%	67,183	-27.7%	67,183	-27.7%
08/2011	14,400	1.4%	62,810	-6.5%	62,810	-6.5%
09/2011	15,000	4.2%	65,232	3.9%	65,232	3.9%
10/2011	15,100	0.7%	64,626	-0.9%	64,626	-0.9%
11/2011	12,300	-18.5%	53,124	-17.8%	53,124	-17.8%
12/2011	14,600	18.7%	66,140	24.5%	66,140	24.5%

Data source: ARCOS (2006-2014) and Defendant Distribution Data (Walgreens 1/2006 - 3/2014)

Walgreens # 11385 (5/2007 to 12/2017)
DEA: FW0247610
1580 Valencia St Ste 101
San Francisco, CA 94110

Walgreen Co Hydrocodone Shipments to Walgreens # 11385

	Dosage Units		MME		Drug Base Weight in mg	
Date	Walgreens	% Change	Walgreens	% Change	Walgreens	% Change
01/2012	10,400	-28.8%	47,524	-28.1%	47,524	-28.1%
02/2012	17,200	65.4%	78,845	65.9%	78,845	65.9%
03/2012	12,800	-25.6%	58,110	-26.3%	58,110	-26.3%
04/2012	10,900	-14.8%	52,494	-9.7%	52,494	-9.7%
05/2012	15,100	38.5%	68,697	30.9%	68,697	30.9%
06/2012	12,900	-14.6%	60,978	-11.2%	60,978	-11.2%
07/2012	14,400	11.6%	67,805	11.2%	67,805	11.2%
08/2012	15,100	4.9%	68,864	1.6%	68,864	1.6%
09/2012	12,200	-19.2%	53,881	-21.8%	53,881	-21.8%
10/2012	18,100	48.4%	84,453	56.7%	84,453	56.7%
11/2012	9,600	-47.0%	42,824	-49.3%	42,824	-49.3%
12/2012	16,100	67.7%	74,002	72.8%	74,002	72.8%
01/2013	11,500	-28.6%	56,908	-23.1%	56,908	-23.1%
02/2013	10,500	-8.7%	48,432	-14.9%	48,432	-14.9%
03/2013	12,200	16.2%	56,748	17.2%	56,748	17.2%
04/2013	9,200	-24.6%	44,800	-21.1%	44,800	-21.1%
05/2013	21,000	128.3%	100,488	124.3%	100,488	124.3%
06/2013	14,500	-31.0%	69,302	-31.0%	69,302	-31.0%
07/2013	15,100	4.1%	69,016	-0.4%	69,016	-0.4%
08/2013	12,800	-15.2%	58,421	-15.4%	58,421	-15.4%
09/2013	11,900	-7.0%	57,313	-1.9%	57,313	-1.9%
10/2013	12,800	7.6%	58,708	2.4%	58,708	2.4%
11/2013	10,500	-18.0%	52,200	-11.1%	52,200	-11.1%
12/2013	10,300	-1.9%	47,054	-9.9%	47,054	-9.9%

Data source: ARCOS (2006-2014) and Defendant Distribution Data (Walgreens 1/2006 - 3/2014)

Walgreen Co Hydrocodone Shipments to Walgreens # 11385

	Dosage Units		MME		Drug Base Weight in mg	
Date	Walgreens	% Change	Walgreens	% Change	Walgreens	% Change
01/2014	11,400	10.7%	55,689	18.4%	55,689	18.4%
02/2014	10,200	-10.5%	49,913	-10.4%	49,913	-10.4%
03/2014	3,000	-70.6%	15,278	-69.4%	15,278	-69.4%
04/2014	0	-100.0%	0	-100.0%	0	-100.0%
05/2014	0	n/a	0	n/a	0	n/a
06/2014	0	n/a	0	n/a	0	n/a
07/2014	0	n/a	0	n/a	0	n/a
08/2014	0	n/a	0	n/a	0	n/a
09/2014	0	n/a	0	n/a	0	n/a
10/2014	0	n/a	0	n/a	0	n/a
11/2014	0	n/a	0	n/a	0	n/a
12/2014	0	n/a	0	n/a	0	n/a
01/2015	0	n/a	0	n/a	0	n/a
02/2015	0	n/a	0	n/a	0	n/a
03/2015	0	n/a	0	n/a	0	n/a
04/2015	0	n/a	0	n/a	0	n/a
05/2015	0	n/a	0	n/a	0	n/a
06/2015	0	n/a	0	n/a	0	n/a
07/2015	0	n/a	0	n/a	0	n/a
08/2015	0	n/a	0	n/a	0	n/a
09/2015	0	n/a	0	n/a	0	n/a
10/2015	0	n/a	0	n/a	0	n/a
11/2015	0	n/a	0	n/a	0	n/a
12/2015	0	n/a	0	n/a	0	n/a

Data source: ARCOS (2006-2014) and Defendant Distribution Data (Walgreens 1/2006 - 3/2014)

Walgreens # 11385 (5/2007 to 12/2017)
DEA: FW0247610
1580 Valencia St Ste 101
San Francisco, CA 94110

Walgreen Co Hydrocodone Shipments to Walgreens # 11385

	Dosage Units		MME		Drug Base Weight in mg	
Date	Walgreens	% Change	Walgreens	% Change	Walgreens	% Change
1996	0		0		0	
1997	0	n/a	0	n/a	0	n/a
1998	0	n/a	0	n/a	0	n/a
1999	0	n/a	0	n/a	0	n/a
2000	0	n/a	0	n/a	0	n/a
2001	0	n/a	0	n/a	0	n/a
2002	0	n/a	0	n/a	0	n/a
2003	0	n/a	0	n/a	0	n/a
2004	0	n/a	0	n/a	0	n/a
2005	0	n/a	0	n/a	0	n/a
2006	0	n/a	0	n/a	0	n/a
2007	79,400	n/a	322,882	n/a	322,882	n/a
2008	143,700	81.0%	613,986	90.2%	613,986	90.2%
2009	170,700	18.8%	740,569	20.6%	740,569	20.6%
2010	185,400	8.6%	814,947	10.0%	814,947	10.0%
2011	178,800	-3.6%	793,304	-2.7%	793,304	-2.7%
2012	164,800	-7.8%	758,477	-4.4%	758,477	-4.4%
2013	152,300	-7.6%	719,388	-5.2%	719,388	-5.2%
2014	24,600	-83.8%	120,880	-83.2%	120,880	-83.2%
2015	0	-100.0%	0	-100.0%	0	-100.0%
2016	0	n/a	0	n/a	0	n/a
2017	0	n/a	0	n/a	0	n/a
2018	0	n/a	0	n/a	0	n/a
2019	0	n/a	0	n/a	0	n/a
Total	**1,099,700**		**4,884,432**		**4,884,432**	

Data source: ARCOS (2006-2014) and Defendant Distribution Data (Walgreens 1/2006 - 3/2014)

Walgreens # 11385 (5/2007 to 12/2017)
DEA: FW0247610
1580 Valencia St Ste 101
San Francisco, CA 94110

Walgreen Co Hydrocodone Shipments to Walgreens # 11385, by Strength

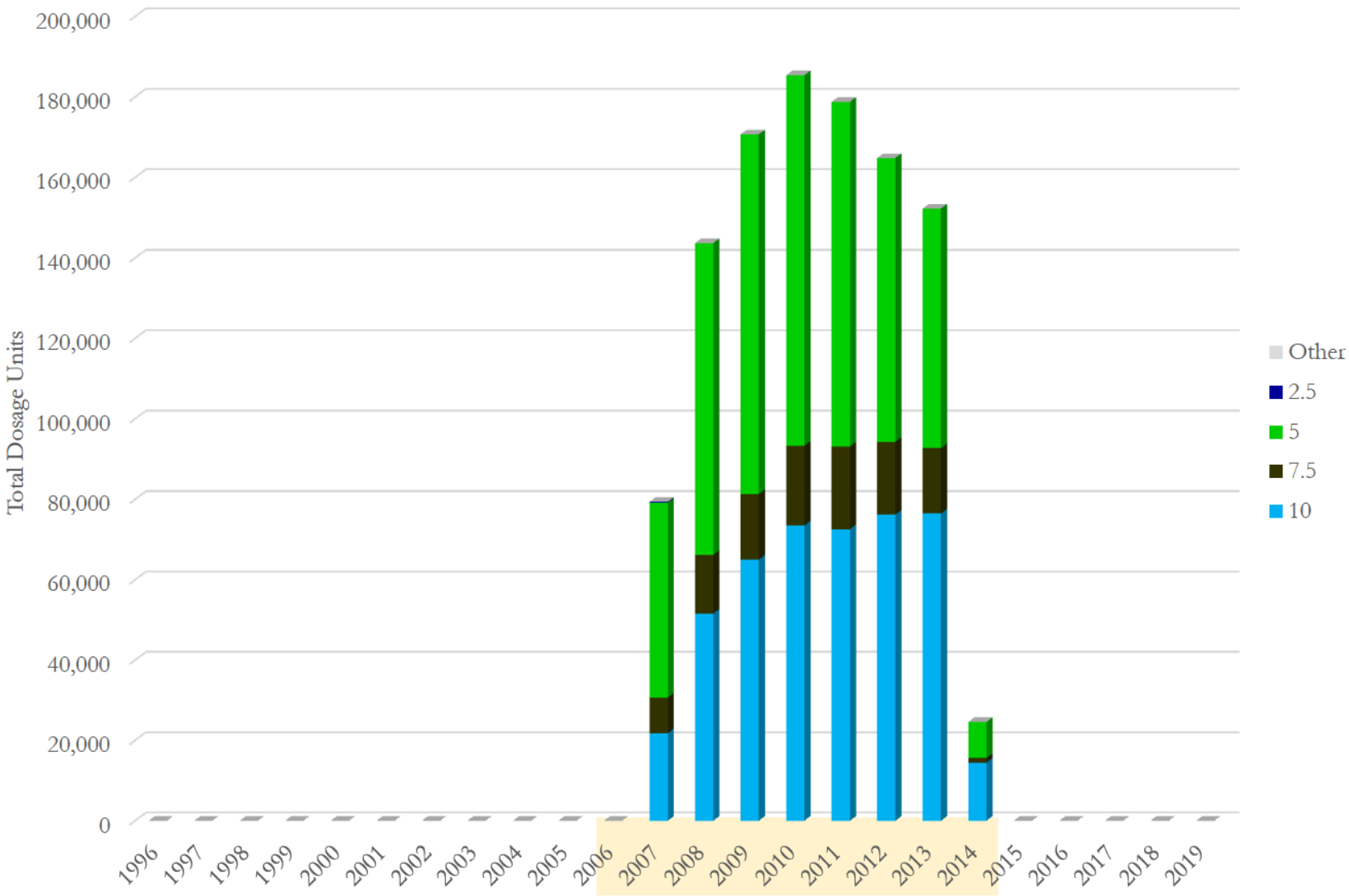

Data source: ARCOS (2006-2014) and Defendant Distribution Data (Walgreens 1/2006 - 3/2014)

Walgreens # 11385 (5/2007 to 12/2017)
DEA: FW0247610
1580 Valencia St Ste 101
San Francisco, CA 94110

Walgreen Co Hydrocodone Shipments to Walgreens # 11385, by Strength

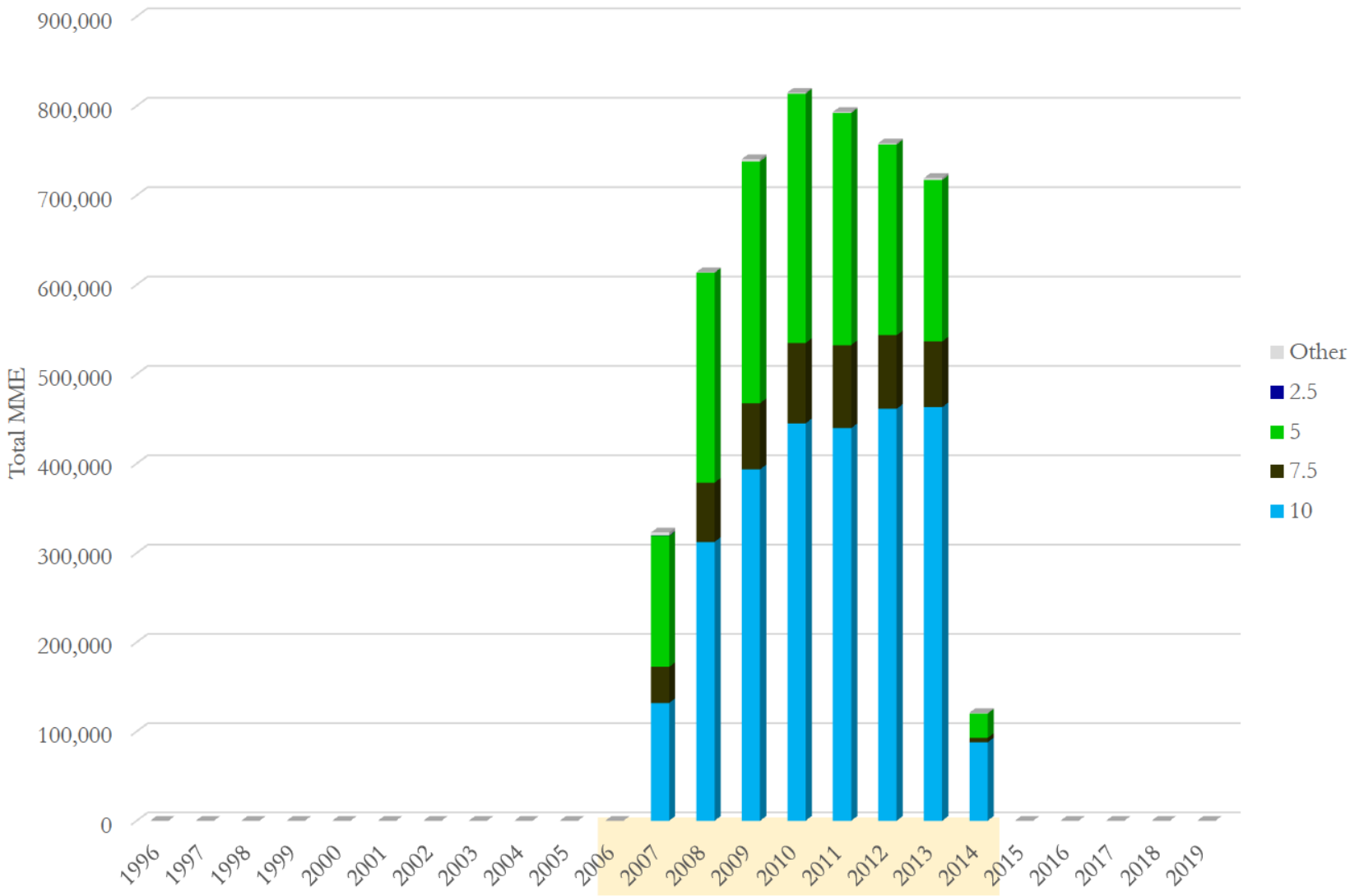

Data source: ARCOS (2006-2014) and Defendant Distribution Data (Walgreens 1/2006 - 3/2014)

Walgreens # 11385 (5/2007 to 12/2017)
DEA: FW0247610
1580 Valencia St Ste 101
San Francisco, CA 94110

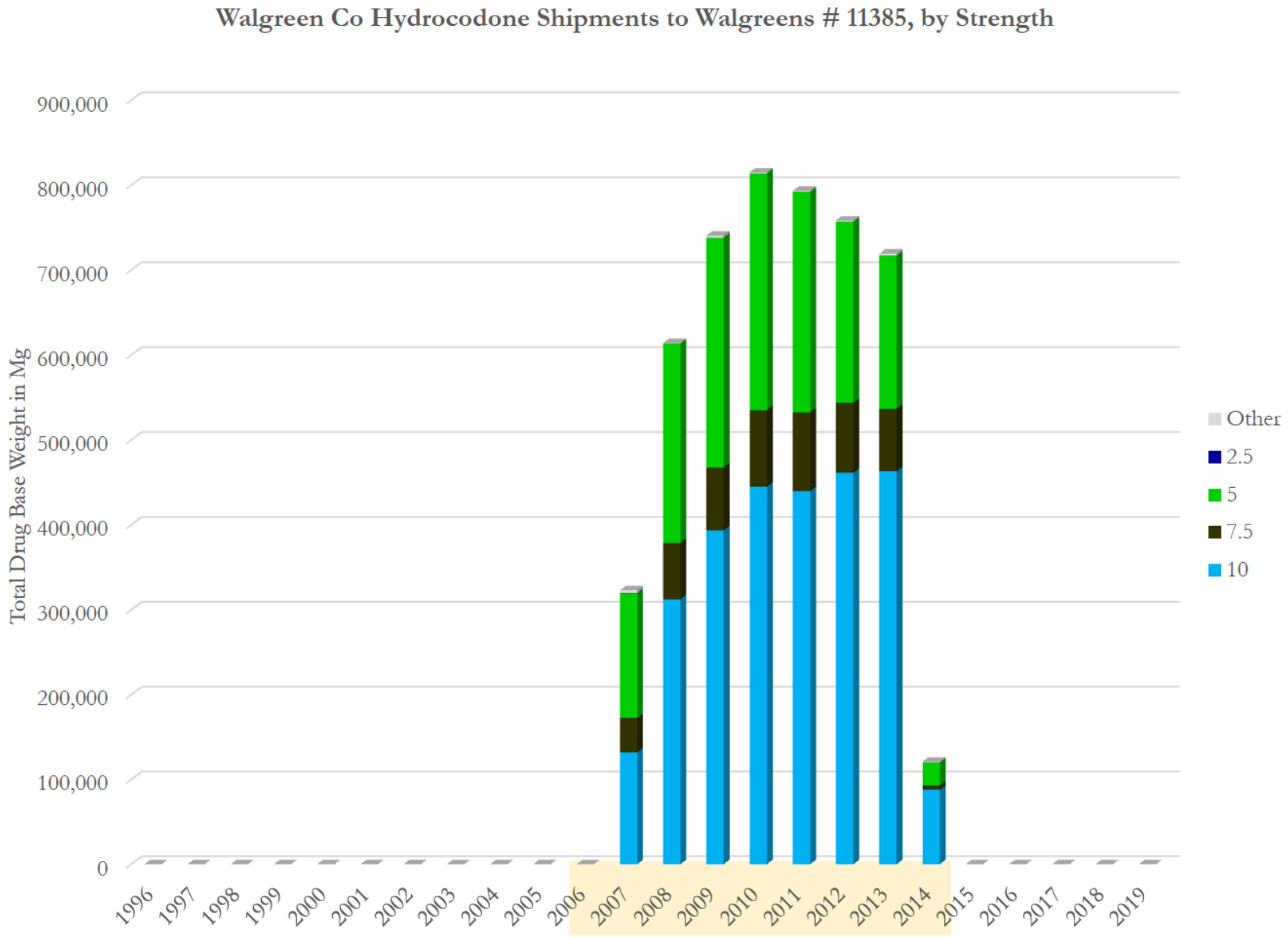

Data source: ARCOS (2006-2014) and Defendant Distribution Data (Walgreens 1/2006 - 3/2014)

Walgreens # 11385 (5/2007 to 12/2017)
DEA: FW0247610
1580 Valencia St Ste 101
San Francisco, CA 94110

Walgreen Co Hydrocodone Shipments to Walgreens # 11385, by Strength
(Total Dosage Units)

Strength Year\	10	7.5	5	2.5	Other	Total	Avg. Str
1996	0	0	0	0	0	**0**	
1997	0	0	0	0	0	**0**	
1998	0	0	0	0	0	**0**	
1999	0	0	0	0	0	**0**	
2000	0	0	0	0	0	**0**	
2001	0	0	0	0	0	**0**	
2002	0	0	0	0	0	**0**	
2003	0	0	0	0	0	**0**	
2004	0	0	0	0	0	**0**	
2005	0	0	0	0	0	**0**	
2006	0	0	0	0	0	**0**	
2007	21,800	8,900	48,500	200	0	**79,400**	6.65
2008	51,600	14,600	77,500	0	0	**143,700**	7.05
2009	65,000	16,300	89,400	0	0	**170,700**	7.14
2010	73,500	19,800	92,100	0	0	**185,400**	7.25
2011	72,600	20,500	85,700	0	0	**178,800**	7.32
2012	76,200	18,100	70,500	0	0	**164,800**	7.59
2013	76,500	16,200	59,600	0	0	**152,300**	7.78
2014	14,500	1,100	9,000	0	0	**24,600**	8.06
2015	0	0	0	0	0	**0**	
2016	0	0	0	0	0	**0**	
2017	0	0	0	0	0	**0**	
2018	0	0	0	0	0	**0**	
2019	0	0	0	0	0	**0**	
Total	**451,700**	**115,500**	**532,300**	**200**	**0**	**1,099,700**	7.32

Data source: ARCOS (2006-2014) and Defendant Distribution Data (Walgreens 1/2006 - 3/2014)

Walgreens # 11385 (5/2007 to 12/2017)
DEA: FW0247610
1580 Valencia St Ste 101
San Francisco, CA 94110

Walgreen Co Hydrocodone Shipments to Walgreens # 11385, by Strength (Total MME)

Strength Year\	10	7.5	5	2.5	Other	Total	Avg. Str
1996	0	0	0	0	0	**0**	
1997	0	0	0	0	0	**0**	
1998	0	0	0	0	0	**0**	
1999	0	0	0	0	0	**0**	
2000	0	0	0	0	0	**0**	
2001	0	0	0	0	0	**0**	
2002	0	0	0	0	0	**0**	
2003	0	0	0	0	0	**0**	
2004	0	0	0	0	0	**0**	
2005	0	0	0	0	0	**0**	
2006	0	0	0	0	0	**0**	
2007	131,977	40,410	146,810	303	3,382	**322,882**	6.65
2008	312,386	66,291	234,593	0	716	**613,986**	7.05
2009	393,510	74,010	270,614	0	2,435	**740,569**	7.14
2010	444,969	89,902	278,787	0	1,289	**814,947**	7.25
2011	439,520	93,080	259,414	0	1,289	**793,304**	7.32
2012	461,315	82,183	213,404	0	1,576	**758,477**	7.59
2013	463,131	73,556	180,409	0	2,292	**719,388**	7.78
2014	87,783	4,995	27,243	0	859	**120,880**	8.06
2015	0	0	0	0	0	**0**	
2016	0	0	0	0	0	**0**	
2017	0	0	0	0	0	**0**	
2018	0	0	0	0	0	**0**	
2019	0	0	0	0	0	**0**	
Total	**2,734,592**	**524,428**	**1,611,272**	**303**	**13,838**	**4,884,432**	7.32

Data source: ARCOS (2006-2014) and Defendant Distribution Data (Walgreens 1/2006 - 3/2014)

Walgreens # 11385 (5/2007 to 12/2017)
DEA: FW0247610
1580 Valencia St Ste 101
San Francisco, CA 94110

Walgreen Co Hydrocodone Shipments to Walgreens # 11385, by Strength
(Total Drug Base Weight in Milligram)

Strength Year\	10	7.5	5	2.5	Other	Total	Avg. Str
1996	0	0	0	0	0	**0**	
1997	0	0	0	0	0	**0**	
1998	0	0	0	0	0	**0**	
1999	0	0	0	0	0	**0**	
2000	0	0	0	0	0	**0**	
2001	0	0	0	0	0	**0**	
2002	0	0	0	0	0	**0**	
2003	0	0	0	0	0	**0**	
2004	0	0	0	0	0	**0**	
2005	0	0	0	0	0	**0**	
2006	0	0	0	0	0	**0**	
2007	131,977	40,410	146,810	303	3,382	**322,882**	6.65
2008	312,386	66,291	234,593	0	716	**613,986**	7.05
2009	393,510	74,010	270,614	0	2,435	**740,569**	7.14
2010	444,969	89,902	278,787	0	1,289	**814,947**	7.25
2011	439,520	93,080	259,414	0	1,289	**793,304**	7.32
2012	461,315	82,183	213,404	0	1,576	**758,477**	7.59
2013	463,131	73,556	180,409	0	2,292	**719,388**	7.78
2014	87,783	4,995	27,243	0	859	**120,880**	8.06
2015	0	0	0	0	0	**0**	
2016	0	0	0	0	0	**0**	
2017	0	0	0	0	0	**0**	
2018	0	0	0	0	0	**0**	
2019	0	0	0	0	0	**0**	
Total	**2,734,592**	**524,428**	**1,611,272**	**303**	**13,838**	**4,884,432**	7.32

Data source: ARCOS (2006-2014) and Defendant Distribution Data (Walgreens 1/2006 - 3/2014)

Walgreens # 01626 (2/1996 to 12/2017)
DEA: BW0613198
2494 San Bruno Ave
San Francisco, CA 94134

Walgreen Co Oxycodone Shipments to Walgreens # 01626

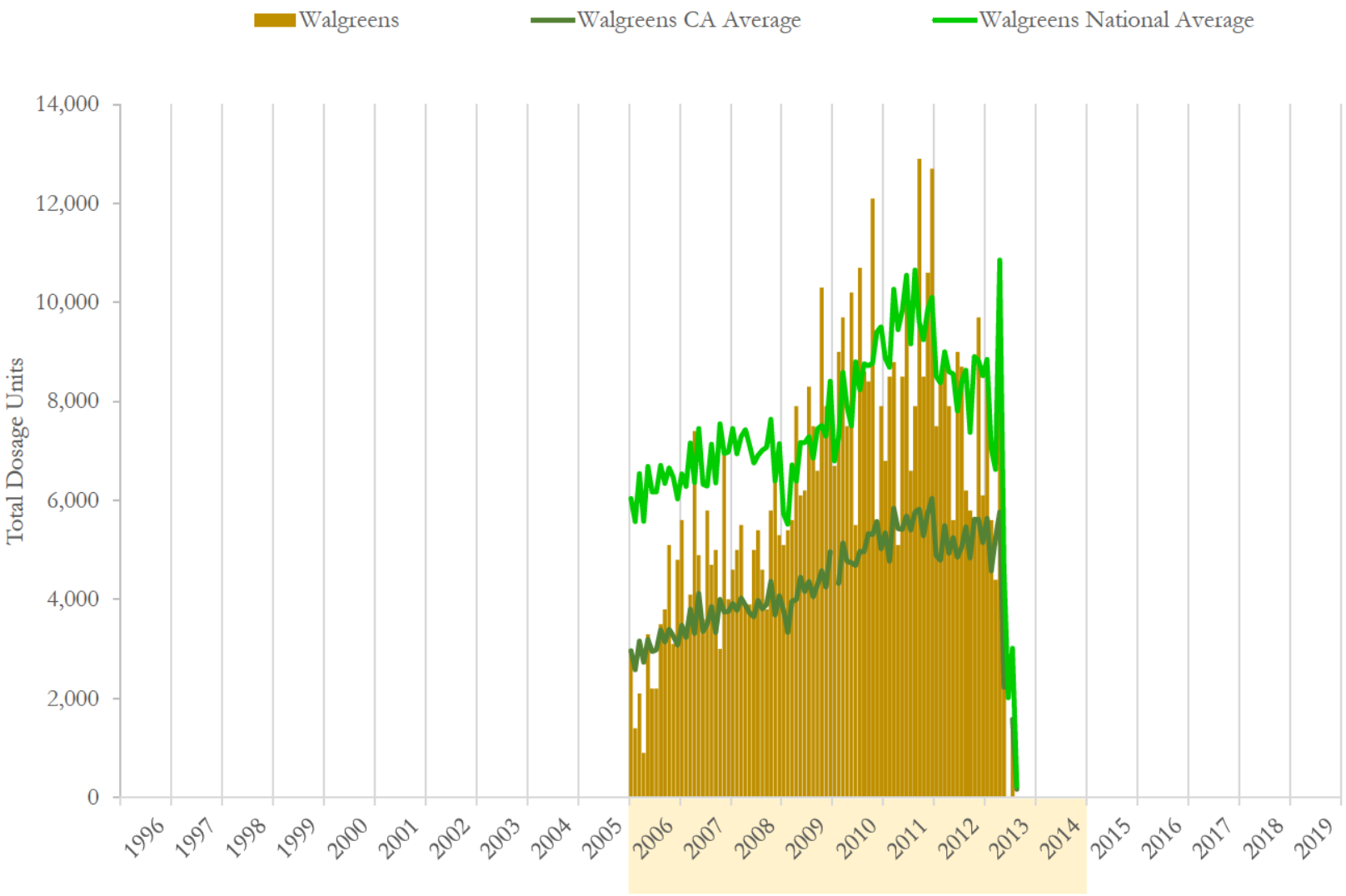

National and state averages reflect oxycodone shipped from Walgreen Co to all active pharmacies each month.
Data source: ARCOS (2006-2014) and Defendant Distribution Data (Walgreens 1/2006 - 3/2014)

Walgreens # 01626 (2/1996 to 12/2017)
DEA: BW0613198
2494 San Bruno Ave
San Francisco, CA 94134

Walgreen Co Oxycodone Shipments to Walgreens # 01626

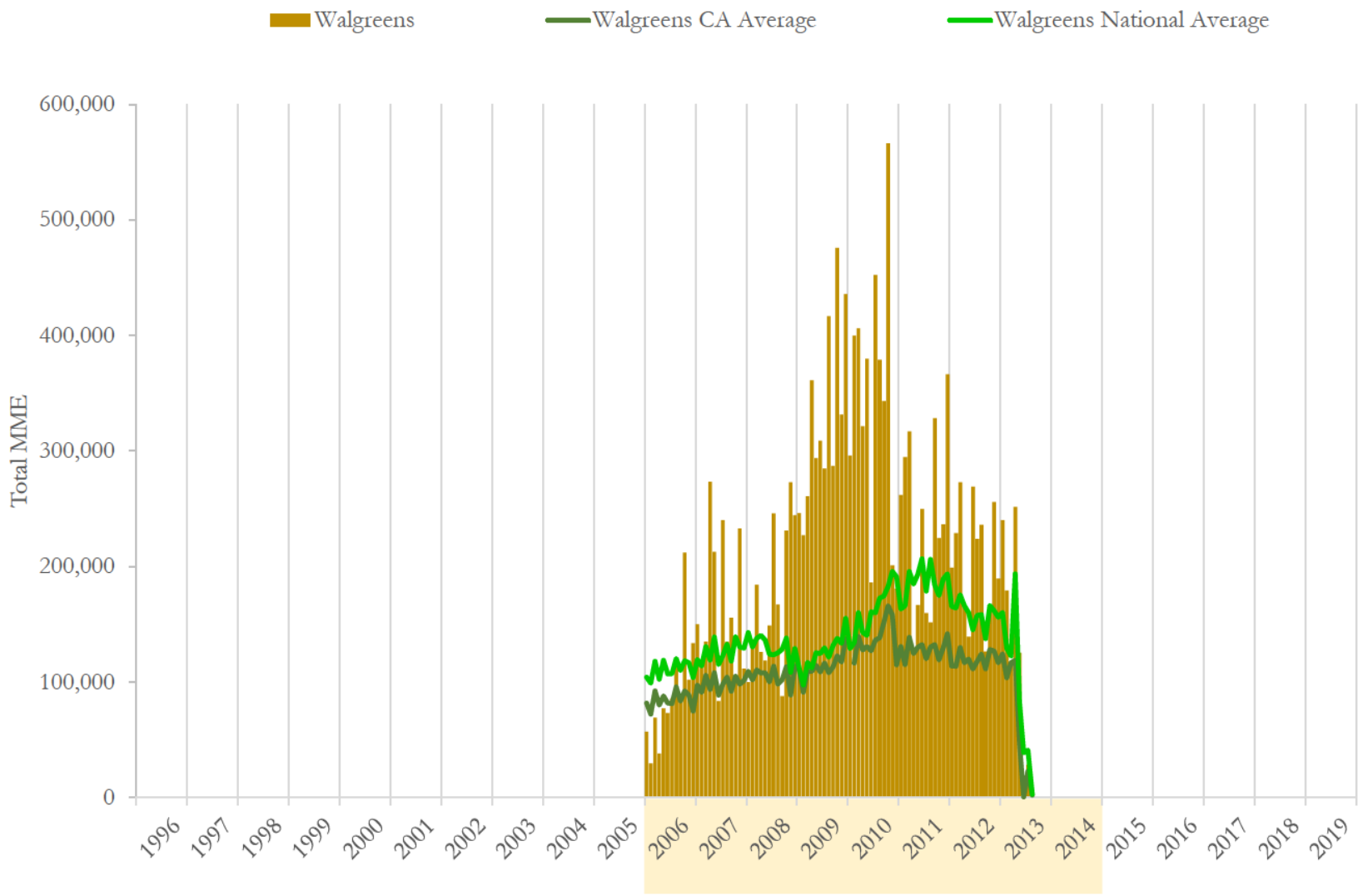

National and state averages reflect oxycodone shipped from Walgreen Co to all active pharmacies each month.
Data source: ARCOS (2006-2014) and Defendant Distribution Data (Walgreens 1/2006 - 3/2014)

Walgreens # 01626 (2/1996 to 12/2017)
DEA: BW0613198
2494 San Bruno Ave
San Francisco, CA 94134

Walgreen Co Oxycodone Shipments to Walgreens # 01626

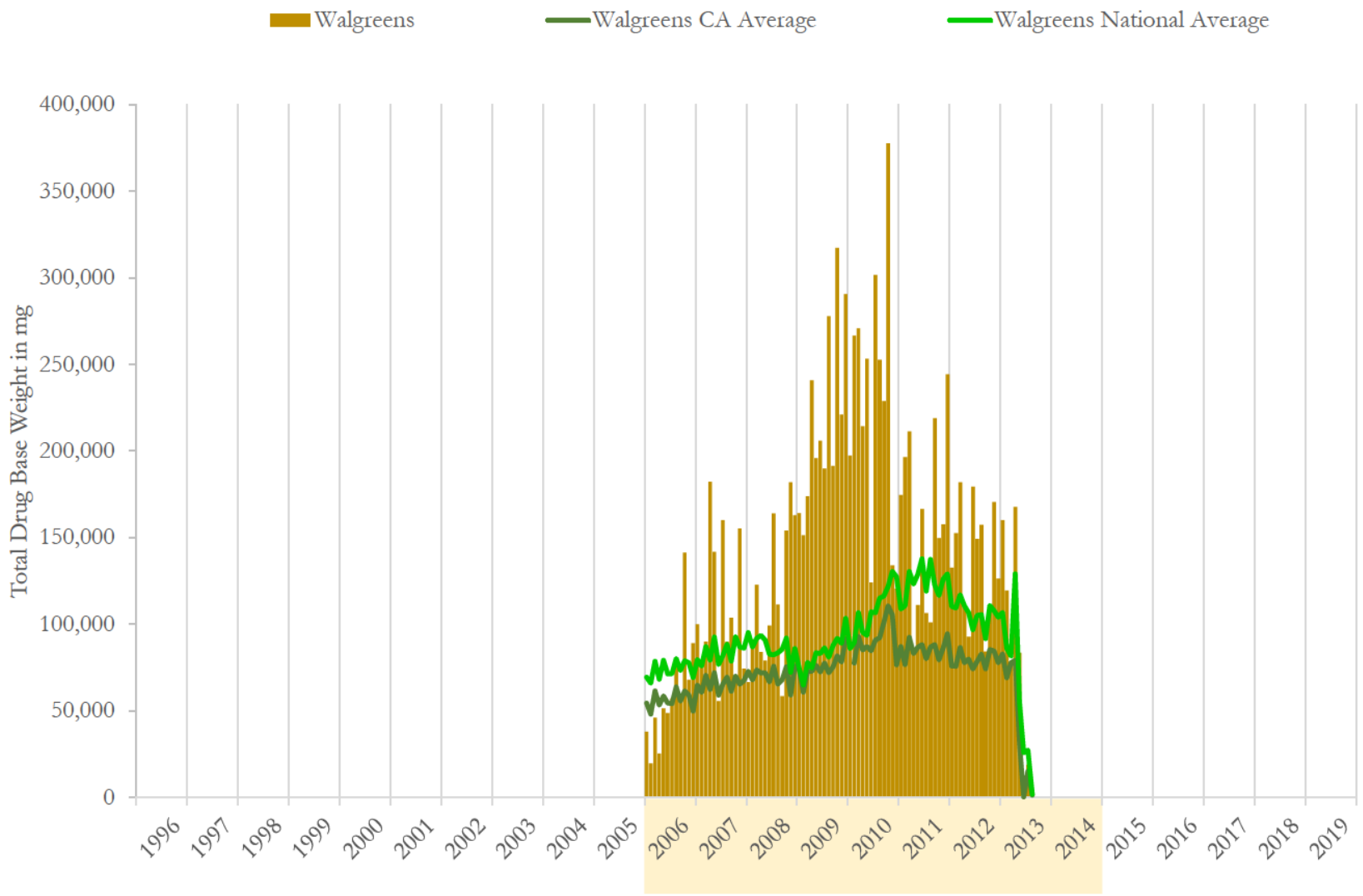

National and state averages reflect oxycodone shipped from Walgreen Co to all active pharmacies each month.
Data source: ARCOS (2006-2014) and Defendant Distribution Data (Walgreens 1/2006 - 3/2014)

Walgreens # 01626 (2/1996 to 12/2017)
DEA: BW0613198
2494 San Bruno Ave
San Francisco, CA 94134

Walgreen Co Oxycodone Shipments to Walgreens # 01626

	Dosage Units		MME		Drug Base Weight in mg	
Date	Walgreens	% Change	Walgreens	% Change	Walgreens	% Change
01/2006	3,000	n/a	57,017	n/a	38,012	n/a
02/2006	1,400	-53.3%	29,517	-48.2%	19,678	-48.2%
03/2006	2,100	50.0%	69,187	134.4%	46,125	134.4%
04/2006	900	-57.1%	38,191	-44.8%	25,461	-44.8%
05/2006	3,300	266.7%	77,256	102.3%	51,504	102.3%
06/2006	2,200	-33.3%	73,154	-5.3%	48,770	-5.3%
07/2006	2,200	0.0%	85,997	17.6%	57,331	17.6%
08/2006	3,500	59.1%	120,960	40.7%	80,640	40.7%
09/2006	3,800	8.6%	84,383	-30.2%	56,255	-30.2%
10/2006	5,100	34.2%	212,134	151.4%	141,423	151.4%
11/2006	3,100	-39.2%	102,134	-51.9%	68,089	-51.9%
12/2006	4,800	54.8%	133,601	30.8%	89,067	30.8%
01/2007	5,600	16.7%	149,940	12.2%	99,960	12.2%
02/2007	3,300	-41.1%	114,304	-23.8%	76,203	-23.8%
03/2007	4,100	24.2%	135,140	18.2%	90,093	18.2%
04/2007	7,400	80.5%	273,313	102.2%	182,209	102.2%
05/2007	4,900	-33.8%	212,732	-22.2%	141,821	-22.2%
06/2007	3,600	-26.5%	83,616	-60.7%	55,744	-60.7%
07/2007	5,800	61.1%	240,091	187.1%	160,061	187.1%
08/2007	4,700	-19.0%	135,039	-43.8%	90,026	-43.8%
09/2007	5,000	6.4%	155,460	15.1%	103,640	15.1%
10/2007	3,000	-40.0%	100,325	-35.5%	66,883	-35.5%
11/2007	7,000	133.3%	232,927	132.2%	155,285	132.2%
12/2007	4,000	-42.9%	111,647	-52.1%	74,431	-52.1%

Data source: ARCOS (2006-2014) and Defendant Distribution Data (Walgreens 1/2006 - 3/2014)

Walgreens # 01626 (2/1996 to 12/2017)
DEA: BW0613198
2494 San Bruno Ave
San Francisco, CA 94134

Walgreen Co Oxycodone Shipments to Walgreens # 01626

	Dosage Units		MME		Drug Base Weight in mg	
Date	Walgreens	% Change	Walgreens	% Change	Walgreens	% Change
01/2008	4,600	15.0%	99,914	-10.5%	66,609	-10.5%
02/2008	5,000	8.7%	136,915	37.0%	91,277	37.0%
03/2008	5,500	10.0%	184,216	34.5%	122,811	34.5%
04/2008	3,900	-29.1%	126,016	-31.6%	84,011	-31.6%
05/2008	3,900	0.0%	118,714	-5.8%	79,143	-5.8%
06/2008	5,000	28.2%	148,797	25.3%	99,198	25.3%
07/2008	5,400	8.0%	246,022	65.3%	164,015	65.3%
08/2008	4,600	-14.8%	167,287	-32.0%	111,525	-32.0%
09/2008	3,800	-17.4%	87,745	-47.5%	58,497	-47.5%
10/2008	5,800	52.6%	231,230	163.5%	154,153	163.5%
11/2008	6,900	19.0%	272,984	18.1%	181,990	18.1%
12/2008	5,300	-23.2%	244,341	-10.5%	162,894	-10.5%
01/2009	5,100	-3.8%	246,089	0.7%	164,060	0.7%
02/2009	5,400	5.9%	227,263	-7.7%	151,509	-7.7%
03/2009	5,600	3.7%	260,814	14.8%	173,876	14.8%
04/2009	7,900	41.1%	361,267	38.5%	240,845	38.5%
05/2009	6,100	-22.8%	293,828	-18.7%	195,885	-18.7%
06/2009	6,200	1.6%	308,889	5.1%	205,926	5.1%
07/2009	8,300	33.9%	284,751	-7.8%	189,834	-7.8%
08/2009	7,500	-9.6%	416,805	46.4%	277,870	46.4%
09/2009	6,600	-12.0%	287,104	-31.1%	191,403	-31.1%
10/2009	10,300	56.1%	475,705	65.7%	317,137	65.7%
11/2009	7,900	-23.3%	331,481	-30.3%	220,987	-30.3%
12/2009	7,900	0.0%	435,699	31.4%	290,466	31.4%

Data source: ARCOS (2006-2014) and Defendant Distribution Data (Walgreens 1/2006 - 3/2014)

Walgreens # 01626 (2/1996 to 12/2017)
DEA: BW0613198
2494 San Bruno Ave
San Francisco, CA 94134

Walgreen Co Oxycodone Shipments to Walgreens # 01626

	Dosage Units		MME		Drug Base Weight in mg	
Date	Walgreens	% Change	Walgreens	% Change	Walgreens	% Change
01/2010	6,700	-15.2%	296,114	-32.0%	197,409	-32.0%
02/2010	9,000	34.3%	399,996	35.1%	266,664	35.1%
03/2010	9,700	7.8%	406,115	1.5%	270,743	1.5%
04/2010	7,500	-22.7%	321,328	-20.9%	214,219	-20.9%
05/2010	10,200	36.0%	379,892	18.2%	253,261	18.2%
06/2010	5,500	-46.1%	186,181	-51.0%	124,120	-51.0%
07/2010	10,700	94.5%	452,508	143.0%	301,672	143.0%
08/2010	8,600	-19.6%	378,883	-16.3%	252,589	-16.3%
09/2010	8,400	-2.3%	343,247	-9.4%	228,832	-9.4%
10/2010	12,100	44.0%	566,476	65.0%	377,651	65.0%
11/2010	5,600	-53.7%	201,040	-64.5%	134,027	-64.5%
12/2010	7,900	41.1%	180,869	-10.0%	120,579	-10.0%
01/2011	6,800	-13.9%	261,890	44.8%	174,593	44.8%
02/2011	8,500	25.0%	294,702	12.5%	196,468	12.5%
03/2011	8,800	3.5%	316,958	7.6%	211,305	7.6%
04/2011	5,100	-42.0%	127,751	-59.7%	85,168	-59.7%
05/2011	8,500	66.7%	166,682	30.5%	111,121	30.5%
06/2011	10,100	18.8%	249,787	49.9%	166,525	49.9%
07/2011	6,600	-34.7%	159,622	-36.1%	106,415	-36.1%
08/2011	7,900	19.7%	151,621	-5.0%	101,080	-5.0%
09/2011	12,900	63.3%	328,590	116.7%	219,060	116.7%
10/2011	8,500	-34.1%	224,573	-31.7%	149,716	-31.7%
11/2011	10,600	24.7%	236,676	5.4%	157,784	5.4%
12/2011	12,700	19.8%	366,422	54.8%	244,282	54.8%

Data source: ARCOS (2006-2014) and Defendant Distribution Data (Walgreens 1/2006 - 3/2014)

Walgreens # 01626 (2/1996 to 12/2017)
DEA: BW0613198
2494 San Bruno Ave
San Francisco, CA 94134

Walgreen Co Oxycodone Shipments to Walgreens # 01626

	Dosage Units		MME		Drug Base Weight in mg	
Date	Walgreens	% Change	Walgreens	% Change	Walgreens	% Change
01/2012	7,500	-40.9%	199,023	-45.7%	132,682	-45.7%
02/2012	8,400	12.0%	228,944	15.0%	152,629	15.0%
03/2012	8,700	3.6%	272,962	19.2%	181,975	19.2%
04/2012	7,900	-9.2%	165,382	-39.4%	110,255	-39.4%
05/2012	5,600	-29.1%	139,182	-15.8%	92,788	-15.8%
06/2012	9,000	60.7%	269,286	93.5%	179,524	93.5%
07/2012	8,700	-3.3%	223,879	-16.9%	149,253	-16.9%
08/2012	6,200	-28.7%	236,004	5.4%	157,336	5.4%
09/2012	5,800	-6.5%	126,407	-46.4%	84,271	-46.4%
10/2012	5,500	-5.2%	165,404	30.9%	110,270	30.9%
11/2012	9,700	76.4%	255,817	54.7%	170,544	54.7%
12/2012	6,100	-37.1%	189,610	-25.9%	126,407	-25.9%
01/2013	8,700	42.6%	240,038	26.6%	160,025	26.6%
02/2013	5,600	-35.6%	179,188	-25.4%	119,459	-25.4%
03/2013	4,400	-21.4%	117,329	-34.5%	78,220	-34.5%
04/2013	8,000	81.8%	251,468	114.3%	167,646	114.3%
05/2013	4,500	-43.8%	125,398	-50.1%	83,599	-50.1%
06/2013	0	-100.0%	0	-100.0%	0	-100.0%
07/2013	1,400	n/a	28,576	n/a	19,051	n/a
08/2013	0	-100.0%	0	-100.0%	0	-100.0%
09/2013	0	n/a	0	n/a	0	n/a
10/2013	0	n/a	0	n/a	0	n/a
11/2013	0	n/a	0	n/a	0	n/a
12/2013	0	n/a	0	n/a	0	n/a

Data source: ARCOS (2006-2014) and Defendant Distribution Data (Walgreens 1/2006 - 3/2014)

Walgreens # 01626 (2/1996 to 12/2017)
DEA: BW0613198
2494 San Bruno Ave
San Francisco, CA 94134

Walgreen Co Oxycodone Shipments to Walgreens # 01626

	Dosage Units		MME		Drug Base Weight in mg	
Date	Walgreens	% Change	Walgreens	% Change	Walgreens	% Change
1996	0		0		0	
1997	0	n/a	0	n/a	0	n/a
1998	0	n/a	0	n/a	0	n/a
1999	0	n/a	0	n/a	0	n/a
2000	0	n/a	0	n/a	0	n/a
2001	0	n/a	0	n/a	0	n/a
2002	0	n/a	0	n/a	0	n/a
2003	0	n/a	0	n/a	0	n/a
2004	0	n/a	0	n/a	0	n/a
2005	0	n/a	0	n/a	0	n/a
2006	35,400	n/a	1,083,532	n/a	722,355	n/a
2007	58,400	65.0%	1,944,533	79.5%	1,296,355	79.5%
2008	59,700	2.2%	2,064,181	6.2%	1,376,120	6.2%
2009	84,800	42.0%	3,929,696	90.4%	2,619,797	90.4%
2010	101,900	20.2%	4,112,649	4.7%	2,741,766	4.7%
2011	107,000	5.0%	2,885,273	-29.8%	1,923,516	-29.8%
2012	89,100	-16.7%	2,471,898	-14.3%	1,647,932	-14.3%
2013	32,600	-63.4%	941,997	-61.9%	627,998	-61.9%
2014	0	-100.0%	0	-100.0%	0	-100.0%
2015	0	n/a	0	n/a	0	n/a
2016	0	n/a	0	n/a	0	n/a
2017	0	n/a	0	n/a	0	n/a
2018	0	n/a	0	n/a	0	n/a
2019	0	n/a	0	n/a	0	n/a
Total	**568,900**		**19,433,760**		**12,955,840**	

Data source: ARCOS (2006-2014) and Defendant Distribution Data (Walgreens 1/2006 - 3/2014)

Walgreens # 01626 (2/1996 to 12/2017)
DEA: BW0613198
2494 San Bruno Ave
San Francisco, CA 94134

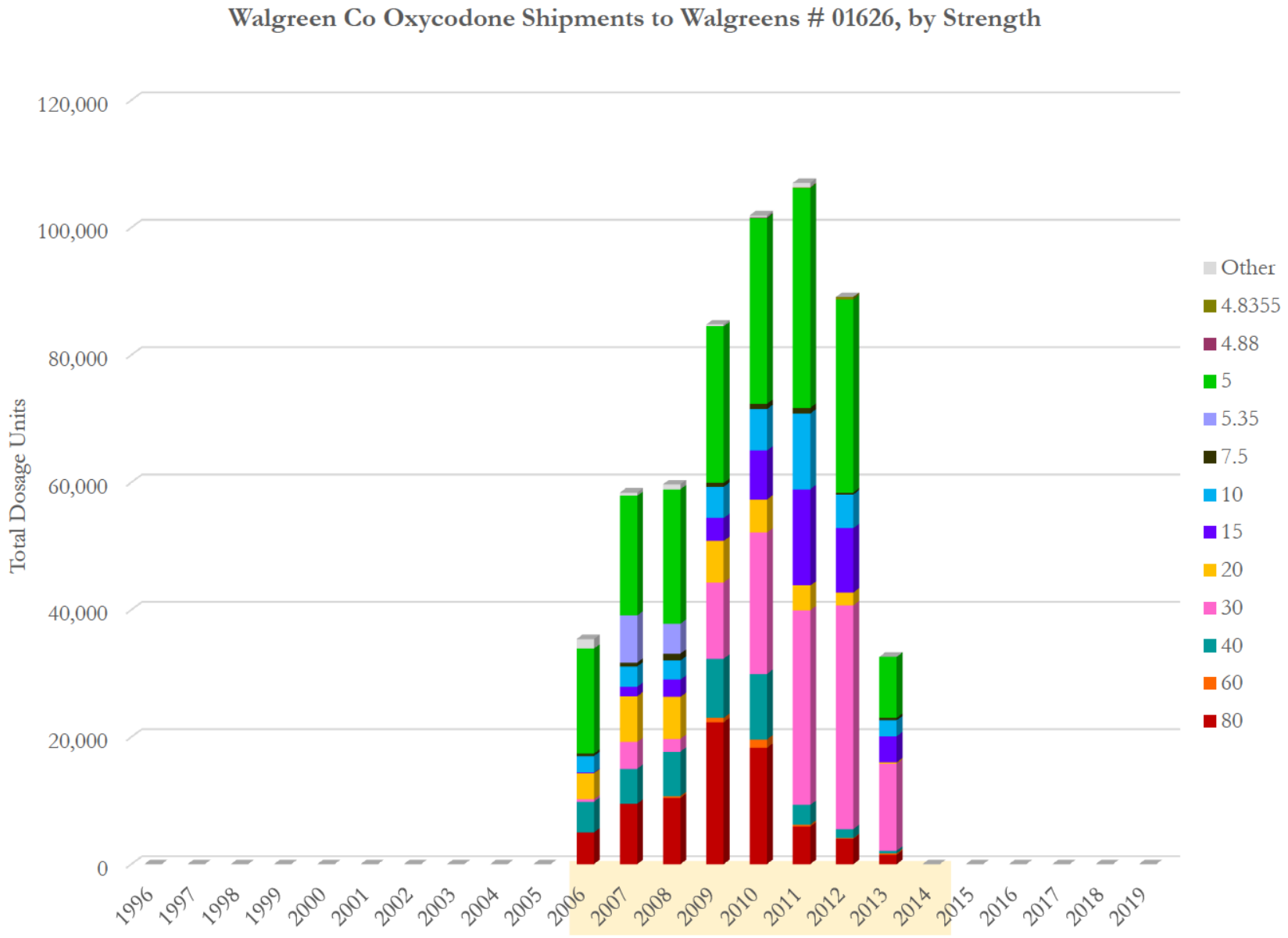

Data source: ARCOS (2006-2014) and Defendant Distribution Data (Walgreens 1/2006 - 3/2014)

Walgreens # 01626 (2/1996 to 12/2017)
DEA: BW0613198
2494 San Bruno Ave
San Francisco, CA 94134

Walgreen Co Oxycodone Shipments to Walgreens # 01626, by Strength

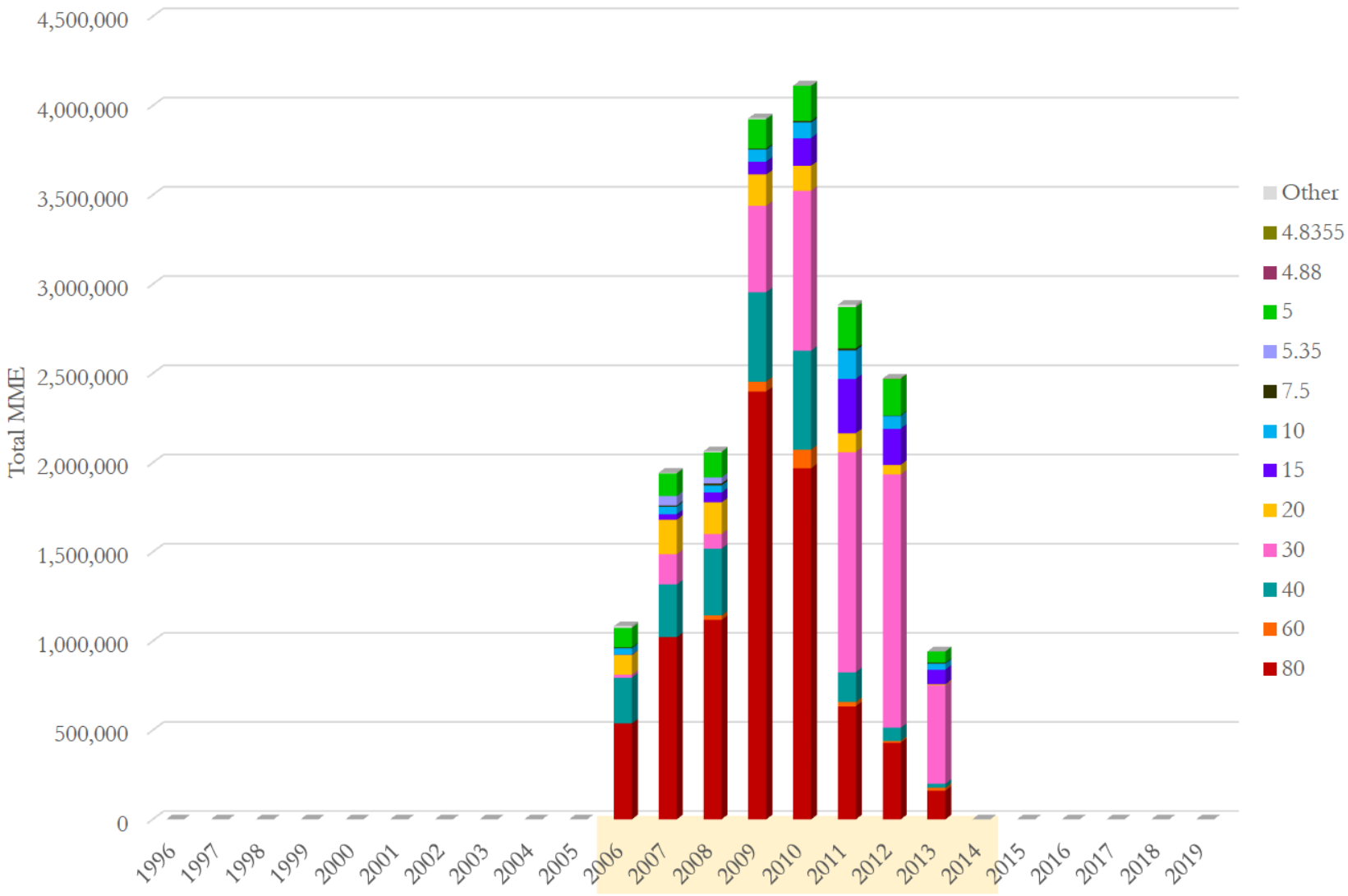

Data source: ARCOS (2006-2014) and Defendant Distribution Data (Walgreens 1/2006 - 3/2014)

Walgreens # 01626 (2/1996 to 12/2017)
DEA: BW0613198
2494 San Bruno Ave
San Francisco, CA 94134

Walgreen Co Oxycodone Shipments to Walgreens # 01626, by Strength

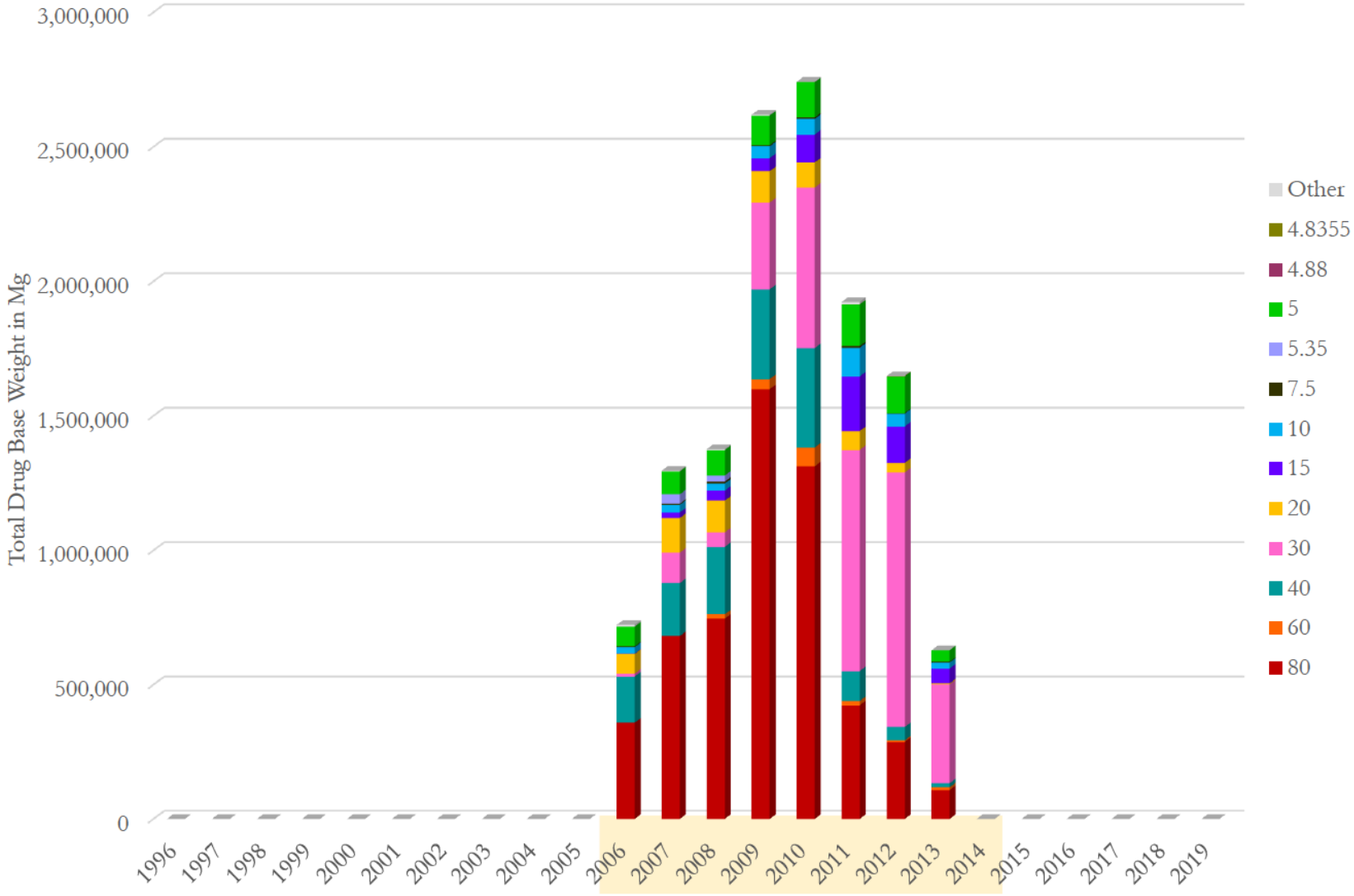

Data source: ARCOS (2006-2014) and Defendant Distribution Data (Walgreens 1/2006 - 3/2014)

Walgreens # 01626 (2/1996 to 12/2017)
DEA: BW0613198
2494 San Bruno Ave
San Francisco, CA 94134

Walgreen Co Oxycodone Shipments to Walgreens # 01626, by Strength
(Total Dosage Units)

Strength Year\	80	60	40	30	20	15	10	7.5	5.35	5	4.88	4.8355	Other	Total	Avg. Str
1996	0	0	0	0	0	0	0	0	0	0	0	0	0	**0**	
1997	0	0	0	0	0	0	0	0	0	0	0	0	0	**0**	
1998	0	0	0	0	0	0	0	0	0	0	0	0	0	**0**	
1999	0	0	0	0	0	0	0	0	0	0	0	0	0	**0**	
2000	0	0	0	0	0	0	0	0	0	0	0	0	0	**0**	
2001	0	0	0	0	0	0	0	0	0	0	0	0	0	**0**	
2002	0	0	0	0	0	0	0	0	0	0	0	0	0	**0**	
2003	0	0	0	0	0	0	0	0	0	0	0	0	0	**0**	
2004	0	0	0	0	0	0	0	0	0	0	0	0	0	**0**	
2005	0	0	0	0	0	0	0	0	0	0	0	0	0	**0**	
2006	5,000	0	4,800	400	4,100	100	2,600	400	0	16,500	0	0	1,500	**35,400**	23 57
2007	9,500	0	5,500	4,200	7,200	1,500	3,200	600	7,400	18,800	0	0	500	**58,400**	24 92
2008	10,400	300	7,000	2,000	6,600	2,700	3,000	1,100	4,700	21,100	0	0	800	**59,700**	26 00
2009	22,300	700	9,300	12,000	6,500	3,600	4,900	600	0	24,600	0	0	300	**84,800**	34 54
2010	18,300	1,300	10,300	22,200	5,200	7,700	6,500	800	0	29,200	100	0	300	**101,900**	30 09
2011	5,900	300	3,100	30,600	3,900	15,100	11,900	900	0	34,500	0	100	700	**107,000**	20 09
2012	4,000	100	1,400	35,200	2,000	10,100	5,300	300	0	30,300	0	400	0	**89,100**	20 63
2013	1,500	200	400	13,700	200	4,100	2,500	400	0	9,600	0	0	0	**32,600**	21 49
2014	0	0	0	0	0	0	0	0	0	0	0	0	0	**0**	
2015	0	0	0	0	0	0	0	0	0	0	0	0	0	**0**	
2016	0	0	0	0	0	0	0	0	0	0	0	0	0	**0**	
2017	0	0	0	0	0	0	0	0	0	0	0	0	0	**0**	
2018	0	0	0	0	0	0	0	0	0	0	0	0	0	**0**	
2019	0	0	0	0	0	0	0	0	0	0	0	0	0	**0**	
Total	**76,900**	**2,900**	**41,800**	**120,300**	**35,700**	**44,900**	**39,900**	**5,100**	**12,100**	**184,600**	**100**	**500**	**4,100**	**568,900**	25 54

Data source: ARCOS (2006-2014) and Defendant Distribution Data (Walgreens 1/2006 - 3/2014)

Walgreens # 01626 (2/1996 to 12/2017)
DEA: BW0613198
2494 San Bruno Ave
San Francisco, CA 94134

Walgreen Co Oxycodone Shipments to Walgreens # 01626, by Strength
(Total MME)

Strength Year\	80	60	40	30	20	15	10	7.5	5.35	5	4.88	4.8355	Other	Total	Avg. Str
1996	0	0	0	0	0	0	0	0	0	0	0	0	0	**0**	
1997	0	0	0	0	0	0	0	0	0	0	0	0	0	**0**	
1998	0	0	0	0	0	0	0	0	0	0	0	0	0	**0**	
1999	0	0	0	0	0	0	0	0	0	0	0	0	0	**0**	
2000	0	0	0	0	0	0	0	0	0	0	0	0	0	**0**	
2001	0	0	0	0	0	0	0	0	0	0	0	0	0	**0**	
2002	0	0	0	0	0	0	0	0	0	0	0	0	0	**0**	
2003	0	0	0	0	0	0	0	0	0	0	0	0	0	**0**	
2004	0	0	0	0	0	0	0	0	0	0	0	0	0	**0**	
2005	0	0	0	0	0	0	0	0	0	0	0	0	0	**0**	
2006	537,900	0	258,192	16,137	110,270	2,017	34,964	4,034	0	110,942	0	0	9,077	**1,083,532**	23 57
2007	1,022,010	0	295,845	169,439	193,644	30,257	43,032	6,051	53,233	126,406	0	0	4,616	**1,944,533**	24 92
2008	1,118,832	24,206	376,530	80,685	177,507	54,462	40,343	11,094	33,810	141,871	0	0	4,841	**2,064,181**	26 00
2009	2,399,034	56,480	500,247	484,110	174,818	72,617	65,893	6,051	0	165,404	0	0	5,043	**3,929,696**	34 54
2010	1,968,714	104,891	554,037	895,604	139,854	155,319	87,409	8,069	0	196,334	605	0	1,815	**4,112,649**	30 09
2011	634,722	24,206	166,749	1,234,481	104,891	304,586	160,025	9,077	0	231,969	0	650	13,918	**2,885,273**	20 09
2012	430,320	8,069	75,306	1,420,056	53,790	203,730	71,272	3,026	0	203,730	0	2,601	0	**2,471,898**	20 63
2013	161,370	16,137	21,516	552,692	5,379	82,702	33,619	4,034	0	64,548	0	0	0	**941,997**	21 49
2014	0	0	0	0	0	0	0	0	0	0	0	0	0	**0**	
2015	0	0	0	0	0	0	0	0	0	0	0	0	0	**0**	
2016	0	0	0	0	0	0	0	0	0	0	0	0	0	**0**	
2017	0	0	0	0	0	0	0	0	0	0	0	0	0	**0**	
2018	0	0	0	0	0	0	0	0	0	0	0	0	0	**0**	
2019	0	0	0	0	0	0	0	0	0	0	0	0	0	**0**	
Total	**8,272,902**	**233,987**	**2,248,422**	**4,853,203**	**960,152**	**905,689**	**536,555**	**51,437**	**87,043**	**1,241,204**	**605**	**3,251**	**39,311**	**19,433,760**	25 54

Data source: ARCOS (2006-2014) and Defendant Distribution Data (Walgreens 1/2006 - 3/2014)

Walgreens # 01626 (2/1996 to 12/2017)
DEA: BW0613198
2494 San Bruno Ave
San Francisco, CA 94134

Walgreen Co Oxycodone Shipments to Walgreens # 01626, by Strength
(Total Drug Base Weight in Milligram)

Strength Year\	80	60	40	30	20	15	10	7.5	5.35	5	4.88	4.8355	Other	Total	Avg. Str
1996	0	0	0	0	0	0	0	0	0	0	0	0	0	**0**	
1997	0	0	0	0	0	0	0	0	0	0	0	0	0	**0**	
1998	0	0	0	0	0	0	0	0	0	0	0	0	0	**0**	
1999	0	0	0	0	0	0	0	0	0	0	0	0	0	**0**	
2000	0	0	0	0	0	0	0	0	0	0	0	0	0	**0**	
2001	0	0	0	0	0	0	0	0	0	0	0	0	0	**0**	
2002	0	0	0	0	0	0	0	0	0	0	0	0	0	**0**	
2003	0	0	0	0	0	0	0	0	0	0	0	0	0	**0**	
2004	0	0	0	0	0	0	0	0	0	0	0	0	0	**0**	
2005	0	0	0	0	0	0	0	0	0	0	0	0	0	**0**	
2006	358,600	0	172,128	10,758	73,513	1,345	23,309	2,690	0	73,961	0	0	6,051	**722,355**	23 57
2007	681,340	0	197,230	112,959	129,096	20,171	28,688	4,034	35,488	84,271	0	0	3,078	**1,296,355**	24 92
2008	745,888	16,137	251,020	53,790	118,338	36,308	26,895	7,396	22,540	94,581	0	0	3,227	**1,376,120**	26 00
2009	1,599,356	37,653	333,498	322,740	116,545	48,411	43,929	4,034	0	110,270	0	0	3,362	**2,619,797**	34 54
2010	1,312,476	69,927	369,358	597,069	93,236	103,546	58,273	5,379	0	130,889	403	0	1,210	**2,741,766**	30 09
2011	423,148	16,137	111,166	822,987	69,927	203,057	106,684	6,051	0	154,646	0	434	9,279	**1,923,516**	20 09
2012	286,880	5,379	50,204	946,704	35,860	135,820	47,515	2,017	0	135,820	0	1,734	0	**1,647,932**	20 63
2013	107,580	10,758	14,344	368,462	3,586	55,135	22,413	2,690	0	43,032	0	0	0	**627,998**	21 49
2014	0	0	0	0	0	0	0	0	0	0	0	0	0	**0**	
2015	0	0	0	0	0	0	0	0	0	0	0	0	0	**0**	
2016	0	0	0	0	0	0	0	0	0	0	0	0	0	**0**	
2017	0	0	0	0	0	0	0	0	0	0	0	0	0	**0**	
2018	0	0	0	0	0	0	0	0	0	0	0	0	0	**0**	
2019	0	0	0	0	0	0	0	0	0	0	0	0	0	**0**	
Total	**5,515,268**	**155,991**	**1,498,948**	**3,235,469**	**640,101**	**603,793**	**357,704**	**34,291**	**58,028**	**827,469**	**403**	**2,168**	**26,207**	**12,955,840**	25 54

Data source: ARCOS (2006-2014) and Defendant Distribution Data (Walgreens 1/2006 - 3/2014)

Walgreens # 01626 (2/1996 to 12/2017)
DEA: BW0613198
2494 San Bruno Ave
San Francisco, CA 94134

Anda, Inc Hydrocodone Shipments to Walgreens # 01626

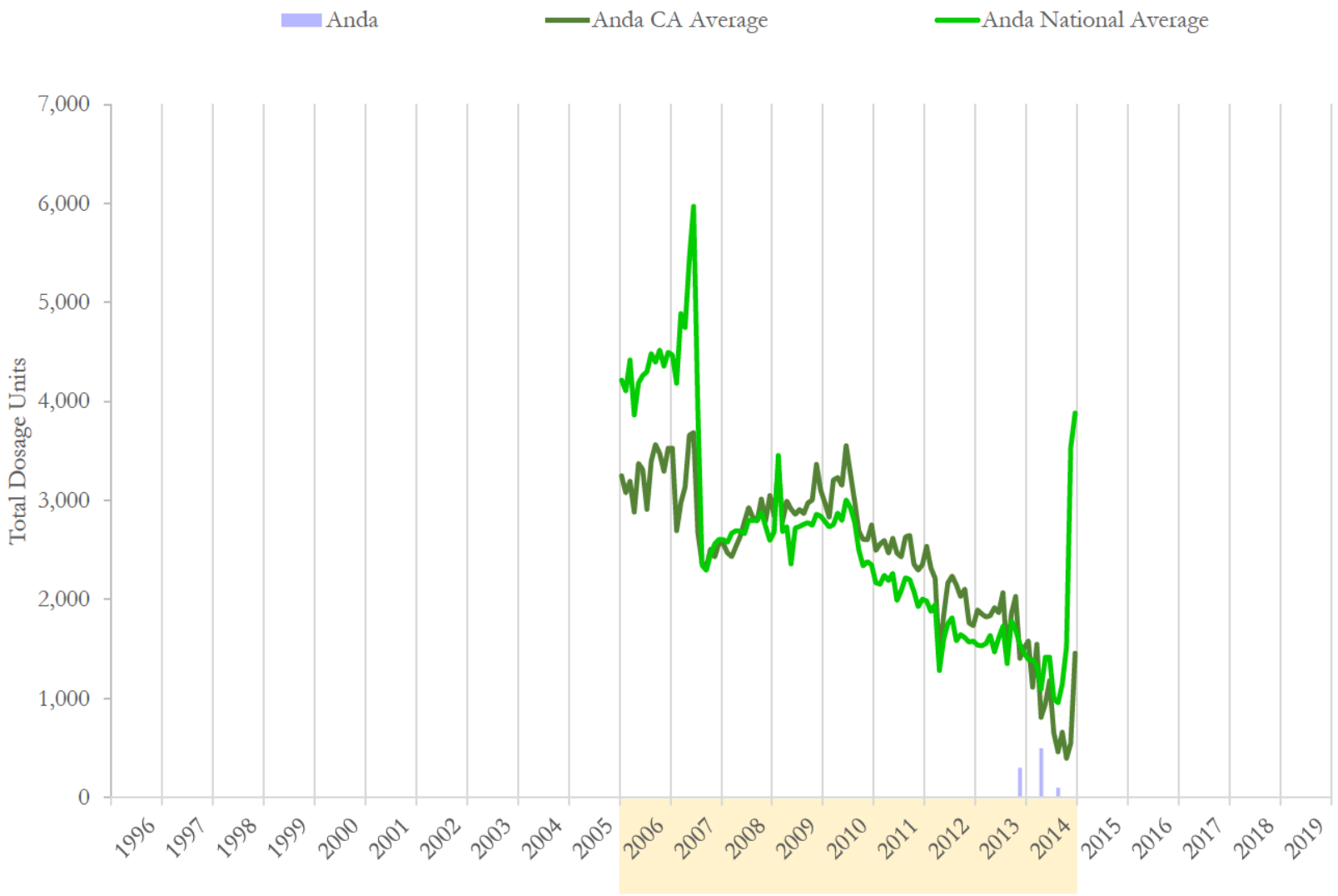

National and state averages reflect hydrocodone shipped from Anda, Inc to all active pharmacies each month.
Data source: ARCOS (2006-2014) and Defendant Distribution Data (Anda 12/1996 - 1/2015)

Walgreens # 01626 (2/1996 to 12/2017)
DEA: BW0613198
2494 San Bruno Ave
San Francisco, CA 94134

Anda, Inc Hydrocodone Shipments to Walgreens # 01626

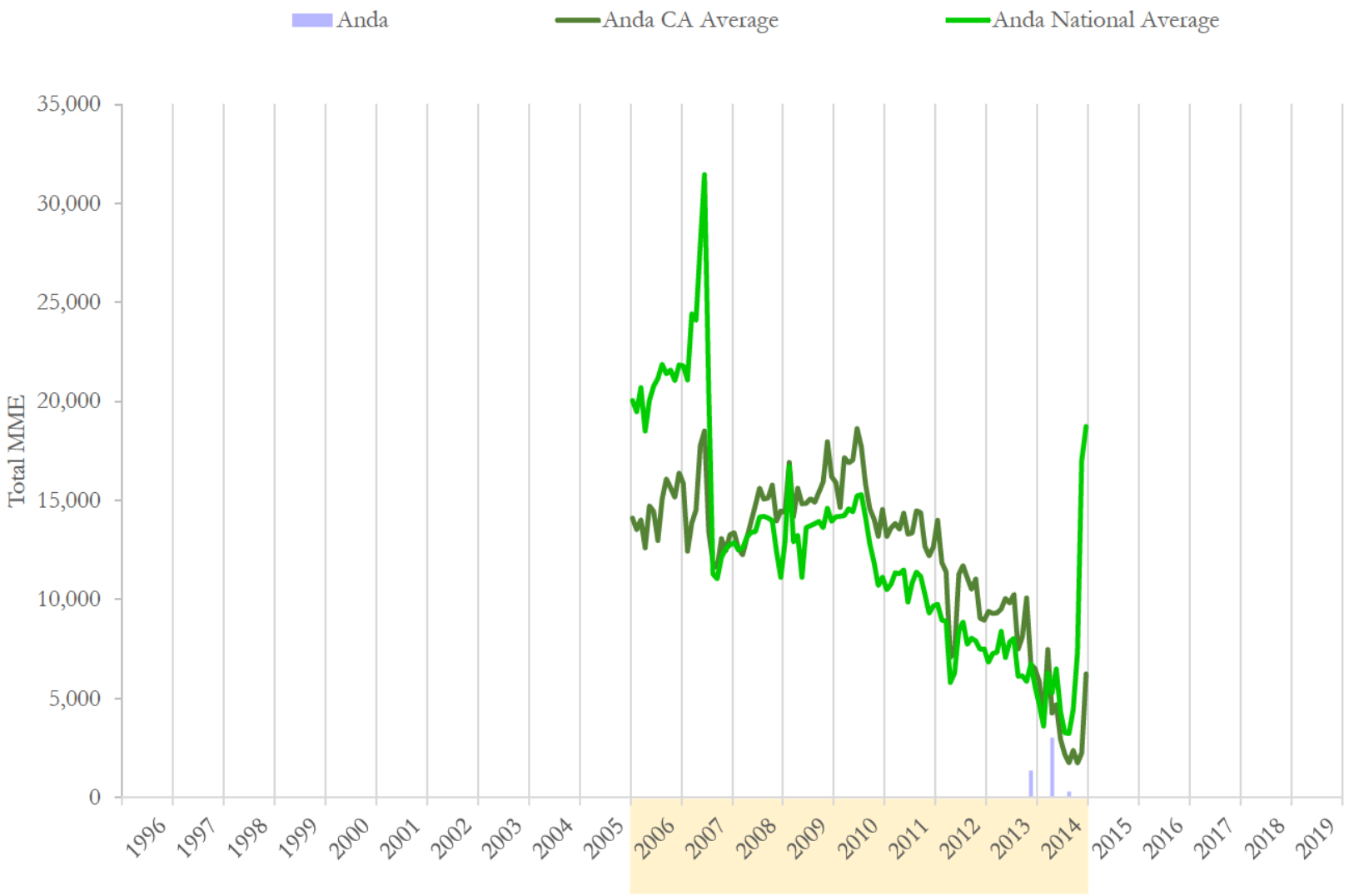

National and state averages reflect hydrocodone shipped from Anda, Inc to all active pharmacies each month.
Data source: ARCOS (2006-2014) and Defendant Distribution Data (Anda 12/1996 - 1/2015)

Walgreens # 01626 (2/1996 to 12/2017)
DEA: BW0613198
2494 San Bruno Ave
San Francisco, CA 94134

Anda, Inc Hydrocodone Shipments to Walgreens # 01626

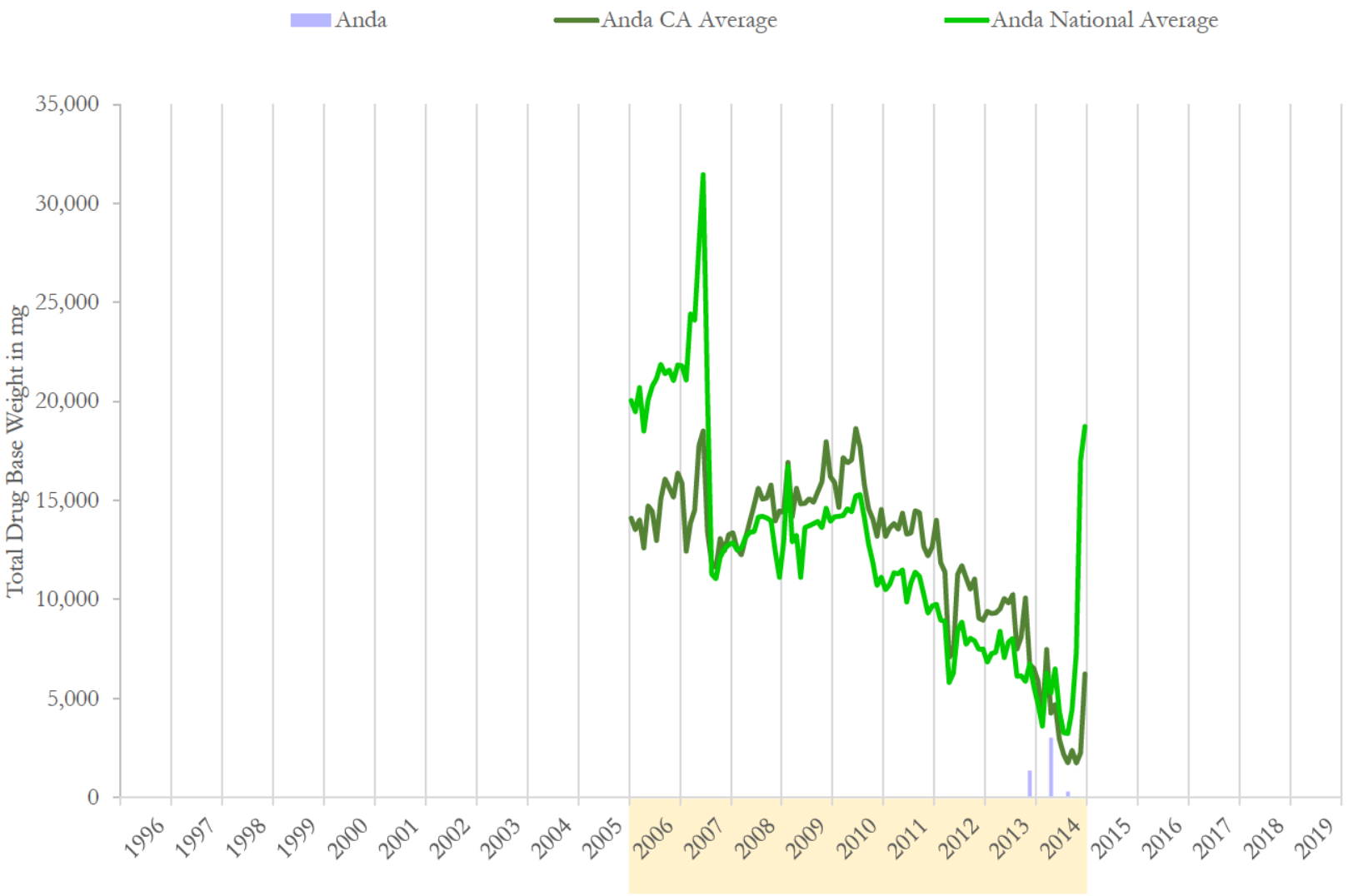

National and state averages reflect hydrocodone shipped from Anda, Inc to all active pharmacies each month.
Data source: ARCOS (2006-2014) and Defendant Distribution Data (Anda 12/1996 - 1/2015)

Walgreens # 01626 (2/1996 to 12/2017)
DEA: BW0613198
2494 San Bruno Ave
San Francisco, CA 94134

Anda, Inc Hydrocodone Shipments to Walgreens # 01626

	Dosage Units		MME		Drug Base Weight in mg	
Date	Anda	% Change	Anda	% Change	Anda	% Change
01/2012	0	n/a	0	n/a	0	n/a
02/2012	0	n/a	0	n/a	0	n/a
03/2012	0	n/a	0	n/a	0	n/a
04/2012	0	n/a	0	n/a	0	n/a
05/2012	0	n/a	0	n/a	0	n/a
06/2012	0	n/a	0	n/a	0	n/a
07/2012	0	n/a	0	n/a	0	n/a
08/2012	0	n/a	0	n/a	0	n/a
09/2012	0	n/a	0	n/a	0	n/a
10/2012	0	n/a	0	n/a	0	n/a
11/2012	0	n/a	0	n/a	0	n/a
12/2012	0	n/a	0	n/a	0	n/a
01/2013	0	n/a	0	n/a	0	n/a
02/2013	0	n/a	0	n/a	0	n/a
03/2013	0	n/a	0	n/a	0	n/a
04/2013	0	n/a	0	n/a	0	n/a
05/2013	0	n/a	0	n/a	0	n/a
06/2013	0	n/a	0	n/a	0	n/a
07/2013	0	n/a	0	n/a	0	n/a
08/2013	0	n/a	0	n/a	0	n/a
09/2013	0	n/a	0	n/a	0	n/a
10/2013	0	n/a	0	n/a	0	n/a
11/2013	300	n/a	1,362	n/a	1,362	n/a
12/2013	0	-100.0%	0	-100.0%	0	-100.0%

Data source: ARCOS (2006-2014) and Defendant Distribution Data (Anda 12/1996 - 1/2015)

Walgreens # 01626 (2/1996 to 12/2017)
DEA: BW0613198
2494 San Bruno Ave
San Francisco, CA 94134

Anda, Inc Hydrocodone Shipments to Walgreens # 01626

	Dosage Units		MME		Drug Base Weight in mg	
Date	Anda	% Change	Anda	% Change	Anda	% Change
01/2014	0	n/a	0	n/a	0	n/a
02/2014	0	n/a	0	n/a	0	n/a
03/2014	0	n/a	0	n/a	0	n/a
04/2014	500	n/a	3,027	n/a	3,027	n/a
05/2014	0	-100.0%	0	-100.0%	0	-100.0%
06/2014	0	n/a	0	n/a	0	n/a
07/2014	0	n/a	0	n/a	0	n/a
08/2014	100	n/a	303	n/a	303	n/a
09/2014	0	-100.0%	0	-100.0%	0	-100.0%
10/2014	0	n/a	0	n/a	0	n/a
11/2014	0	n/a	0	n/a	0	n/a
12/2014	0	n/a	0	n/a	0	n/a
01/2015	0	n/a	0	n/a	0	n/a
02/2015	0	n/a	0	n/a	0	n/a
03/2015	0	n/a	0	n/a	0	n/a
04/2015	0	n/a	0	n/a	0	n/a
05/2015	0	n/a	0	n/a	0	n/a
06/2015	0	n/a	0	n/a	0	n/a
07/2015	0	n/a	0	n/a	0	n/a
08/2015	0	n/a	0	n/a	0	n/a
09/2015	0	n/a	0	n/a	0	n/a
10/2015	0	n/a	0	n/a	0	n/a
11/2015	0	n/a	0	n/a	0	n/a
12/2015	0	n/a	0	n/a	0	n/a

Data source: ARCOS (2006-2014) and Defendant Distribution Data (Anda 12/1996 - 1/2015)

Walgreens # 01626 (2/1996 to 12/2017)
DEA: BW0613198
2494 San Bruno Ave
San Francisco, CA 94134

Anda, Inc Hydrocodone Shipments to Walgreens # 01626

	Dosage Units		MME		Drug Base Weight in mg	
Date	Anda	% Change	Anda	% Change	Anda	% Change
1996	0		0		0	
1997	0	n/a	0	n/a	0	n/a
1998	0	n/a	0	n/a	0	n/a
1999	0	n/a	0	n/a	0	n/a
2000	0	n/a	0	n/a	0	n/a
2001	0	n/a	0	n/a	0	n/a
2002	0	n/a	0	n/a	0	n/a
2003	0	n/a	0	n/a	0	n/a
2004	0	n/a	0	n/a	0	n/a
2005	0	n/a	0	n/a	0	n/a
2006	0	n/a	0	n/a	0	n/a
2007	0	n/a	0	n/a	0	n/a
2008	0	n/a	0	n/a	0	n/a
2009	0	n/a	0	n/a	0	n/a
2010	0	n/a	0	n/a	0	n/a
2011	0	n/a	0	n/a	0	n/a
2012	0	n/a	0	n/a	0	n/a
2013	300	n/a	1,362	n/a	1,362	n/a
2014	600	100.0%	3,330	144.4%	3,330	144.4%
2015	0	-100.0%	0	-100.0%	0	-100.0%
2016	0	n/a	0	n/a	0	n/a
2017	0	n/a	0	n/a	0	n/a
2018	0	n/a	0	n/a	0	n/a
2019	0	n/a	0	n/a	0	n/a
Total	**900**		**4,692**		**4,692**	

Data source: ARCOS (2006-2014) and Defendant Distribution Data (Anda 12/1996 - 1/2015)

Walgreens # 01626 (2/1996 to 12/2017)
DEA: BW0613198
2494 San Bruno Ave
San Francisco, CA 94134

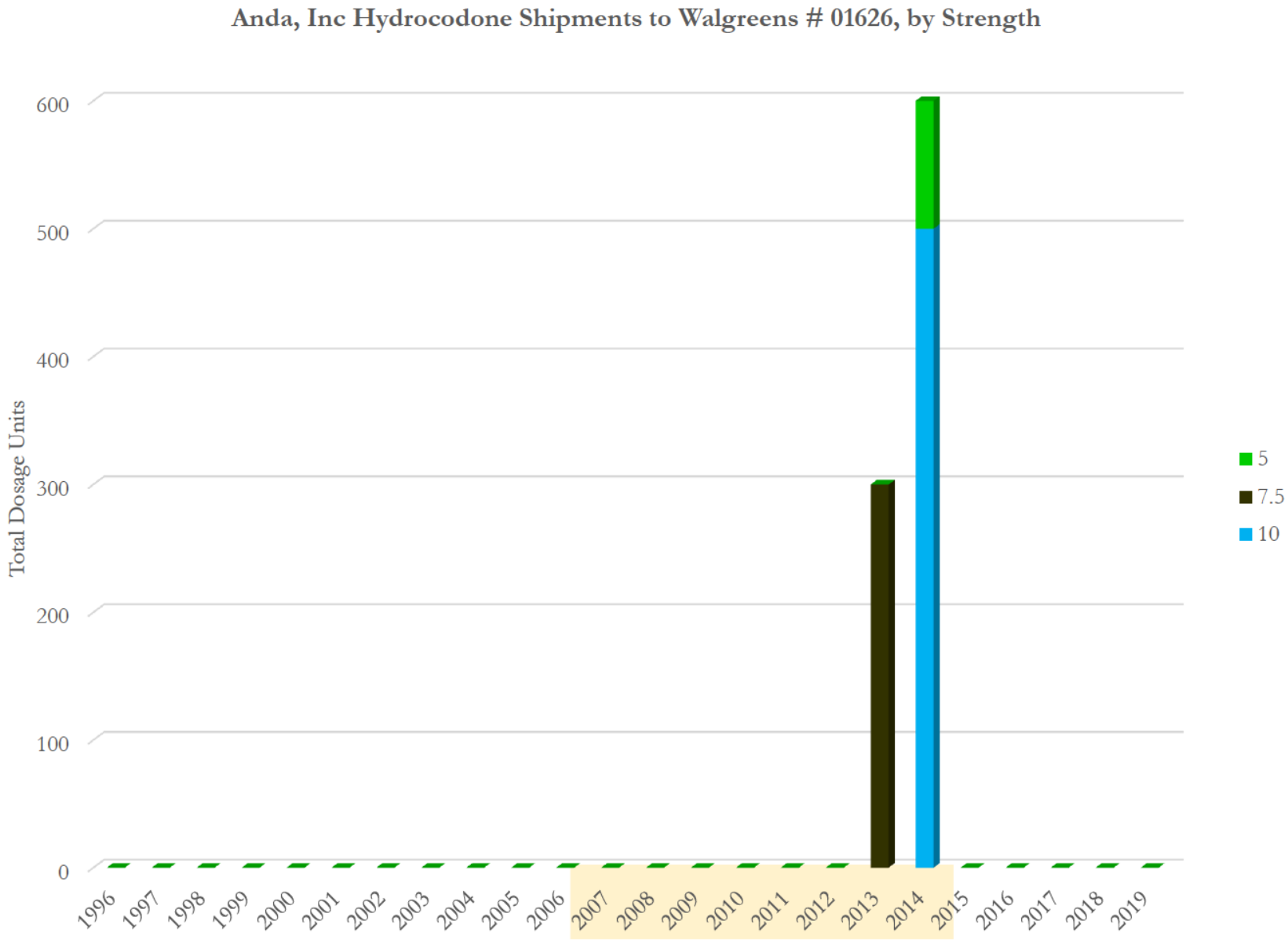

Data source: ARCOS (2006-2014) and Defendant Distribution Data (Anda 12/1996 - 1/2015)

Walgreens # 01626 (2/1996 to 12/2017)
DEA: BW0613198
2494 San Bruno Ave
San Francisco, CA 94134

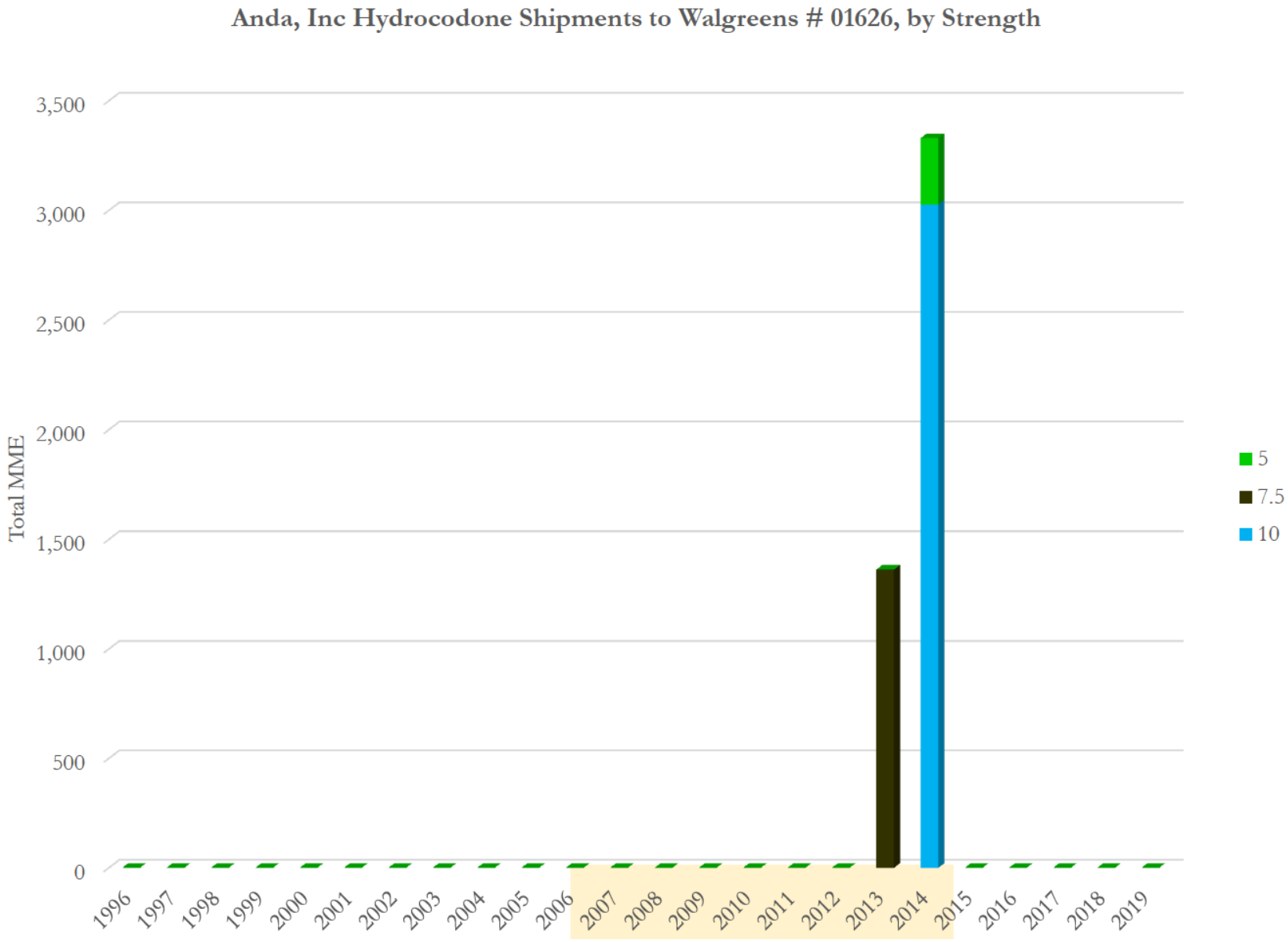

Data source: ARCOS (2006-2014) and Defendant Distribution Data (Anda 12/1996 - 1/2015)

Walgreens # 01626 (2/1996 to 12/2017)
DEA: BW0613198
2494 San Bruno Ave
San Francisco, CA 94134

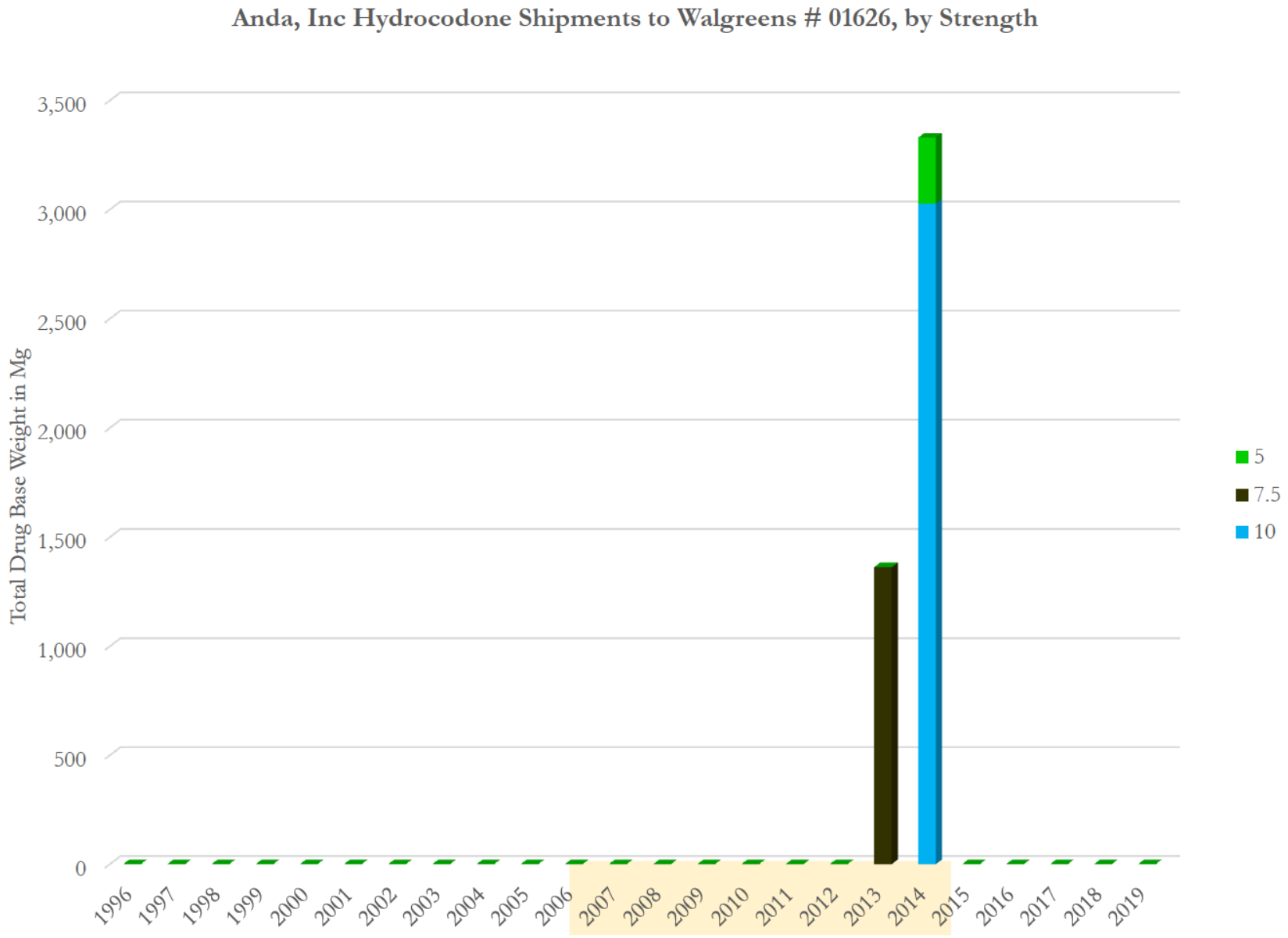

Data source: ARCOS (2006-2014) and Defendant Distribution Data (Anda 12/1996 - 1/2015)

Anda, Inc Hydrocodone Shipments to Walgreens # 01626, by Strength
(Total Dosage Units)

Strength Year\	10	7.5	5	Total	Avg. Str
1996	0	0	0	**0**	
1997	0	0	0	**0**	
1998	0	0	0	**0**	
1999	0	0	0	**0**	
2000	0	0	0	**0**	
2001	0	0	0	**0**	
2002	0	0	0	**0**	
2003	0	0	0	**0**	
2004	0	0	0	**0**	
2005	0	0	0	**0**	
2006	0	0	0	**0**	
2007	0	0	0	**0**	
2008	0	0	0	**0**	
2009	0	0	0	**0**	
2010	0	0	0	**0**	
2011	0	0	0	**0**	
2012	0	0	0	**0**	
2013	0	300	0	**300**	7.50
2014	500	0	100	**600**	9.17
2015	0	0	0	**0**	
2016	0	0	0	**0**	
2017	0	0	0	**0**	
2018	0	0	0	**0**	
2019	0	0	0	**0**	
Total	**500**	**300**	**100**	**900**	8.61

Data source: ARCOS (2006-2014) and Defendant Distribution Data (Anda 12/1996 - 1/2015)

Anda, Inc Hydrocodone Shipments to Walgreens # 01626, by Strength
(Total MME)

Strength Year\	10	7.5	5	Total	Avg. Str
1996	0	0	0	**0**	
1997	0	0	0	**0**	
1998	0	0	0	**0**	
1999	0	0	0	**0**	
2000	0	0	0	**0**	
2001	0	0	0	**0**	
2002	0	0	0	**0**	
2003	0	0	0	**0**	
2004	0	0	0	**0**	
2005	0	0	0	**0**	
2006	0	0	0	**0**	
2007	0	0	0	**0**	
2008	0	0	0	**0**	
2009	0	0	0	**0**	
2010	0	0	0	**0**	
2011	0	0	0	**0**	
2012	0	0	0	**0**	
2013	0	1,362	0	**1,362**	7.50
2014	3,027	0	303	**3,330**	9.17
2015	0	0	0	**0**	
2016	0	0	0	**0**	
2017	0	0	0	**0**	
2018	0	0	0	**0**	
2019	0	0	0	**0**	
Total	**3,027**	**1,362**	**303**	**4,692**	8.61

Data source: ARCOS (2006-2014) and Defendant Distribution Data (Anda 12/1996 - 1/2015)

Walgreens # 01626 (2/1996 to 12/2017)
DEA: BW0613198
2494 San Bruno Ave
San Francisco, CA 94134

Anda, Inc Hydrocodone Shipments to Walgreens # 01626, by Strength
(Total Drug Base Weight in Milligram)

Strength Year\	10	7.5	5	Total	Avg. Str
1996	0	0	0	**0**	
1997	0	0	0	**0**	
1998	0	0	0	**0**	
1999	0	0	0	**0**	
2000	0	0	0	**0**	
2001	0	0	0	**0**	
2002	0	0	0	**0**	
2003	0	0	0	**0**	
2004	0	0	0	**0**	
2005	0	0	0	**0**	
2006	0	0	0	**0**	
2007	0	0	0	**0**	
2008	0	0	0	**0**	
2009	0	0	0	**0**	
2010	0	0	0	**0**	
2011	0	0	0	**0**	
2012	0	0	0	**0**	
2013	0	1,362	0	**1,362**	7.50
2014	3,027	0	303	**3,330**	9.17
2015	0	0	0	**0**	
2016	0	0	0	**0**	
2017	0	0	0	**0**	
2018	0	0	0	**0**	
2019	0	0	0	**0**	
Total	**3,027**	**1,362**	**303**	**4,692**	8.61

Data source: ARCOS (2006-2014) and Defendant Distribution Data (Anda 12/1996 - 1/2015)

Walgreens # 01626 (2/1996 to 12/2017)
DEA: BW0613198
2494 San Bruno Ave
San Francisco, CA 94134

Walgreen Co Hydrocodone Shipments to Walgreens # 01626

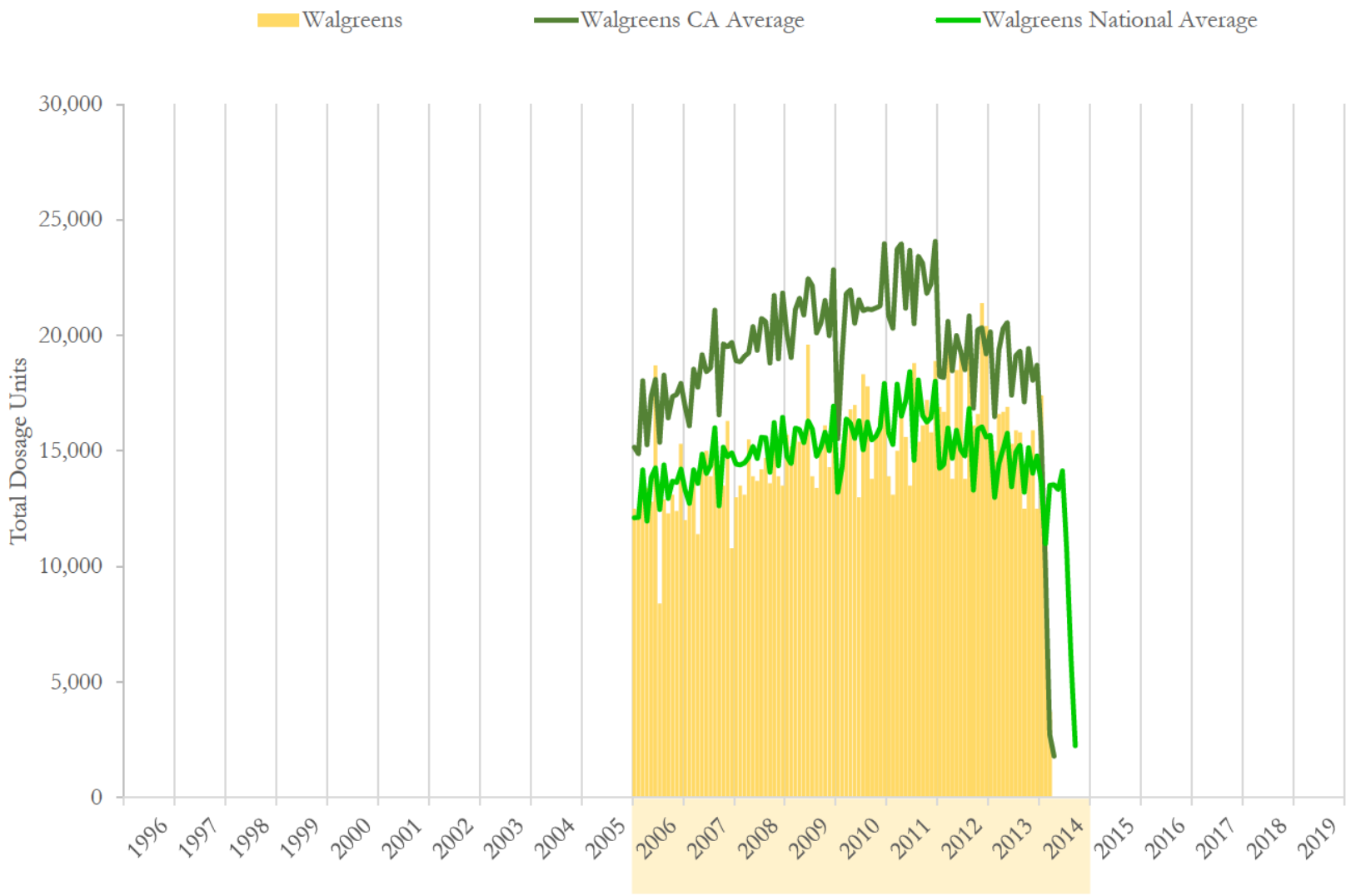

National and state averages reflect hydrocodone shipped from Walgreen Co to all active pharmacies each month.
Data source: ARCOS (2006-2014) and Defendant Distribution Data (Walgreens 1/2006 - 3/2014)

Walgreens # 01626 (2/1996 to 12/2017)
DEA: BW0613198
2494 San Bruno Ave
San Francisco, CA 94134

Walgreen Co Hydrocodone Shipments to Walgreens # 01626

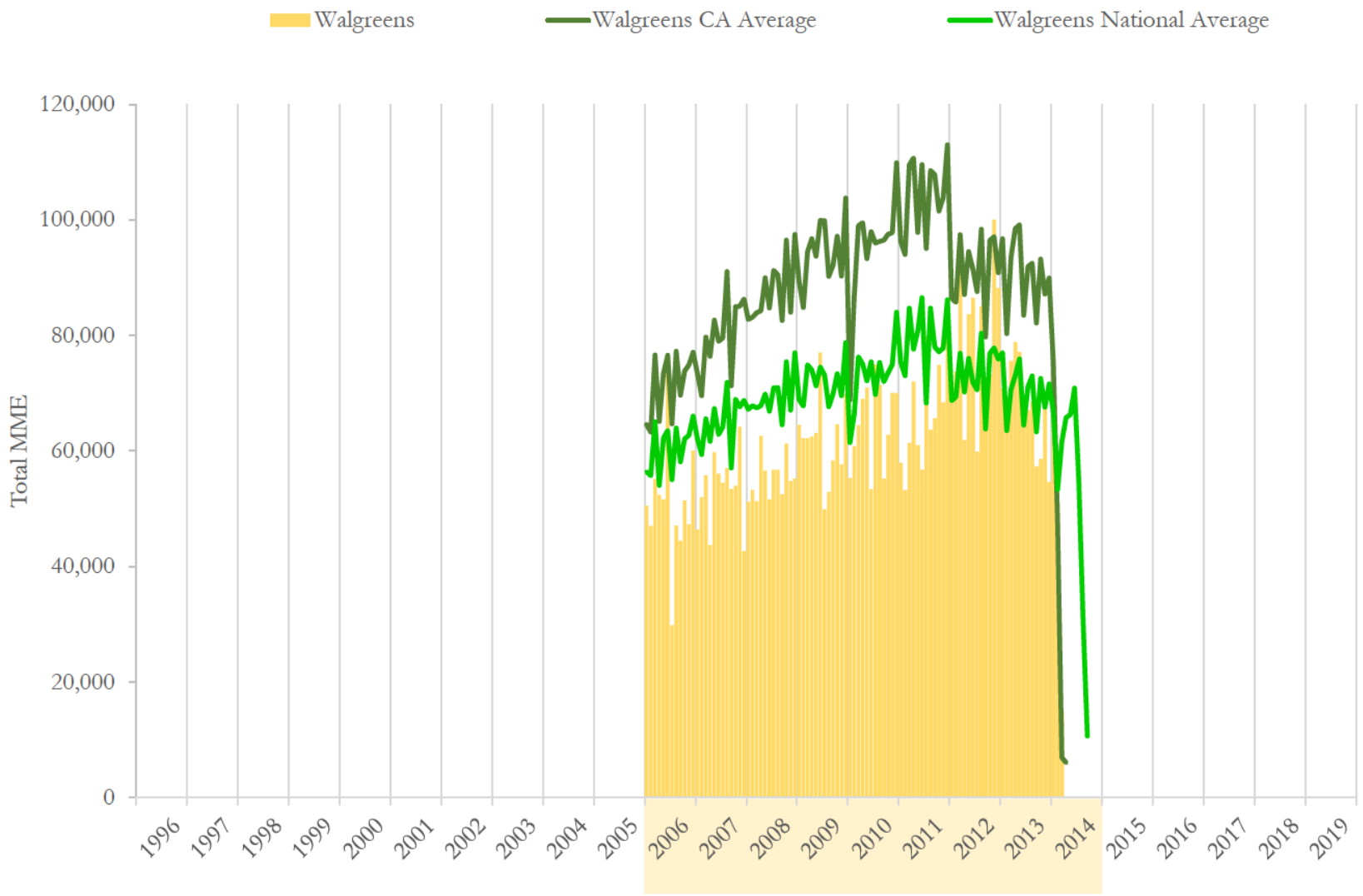

National and state averages reflect hydrocodone shipped from Walgreen Co to all active pharmacies each month.
Data source: ARCOS (2006-2014) and Defendant Distribution Data (Walgreens 1/2006 - 3/2014)

Walgreens # 01626 (2/1996 to 12/2017)
DEA: BW0613198
2494 San Bruno Ave
San Francisco, CA 94134

Walgreen Co Hydrocodone Shipments to Walgreens # 01626

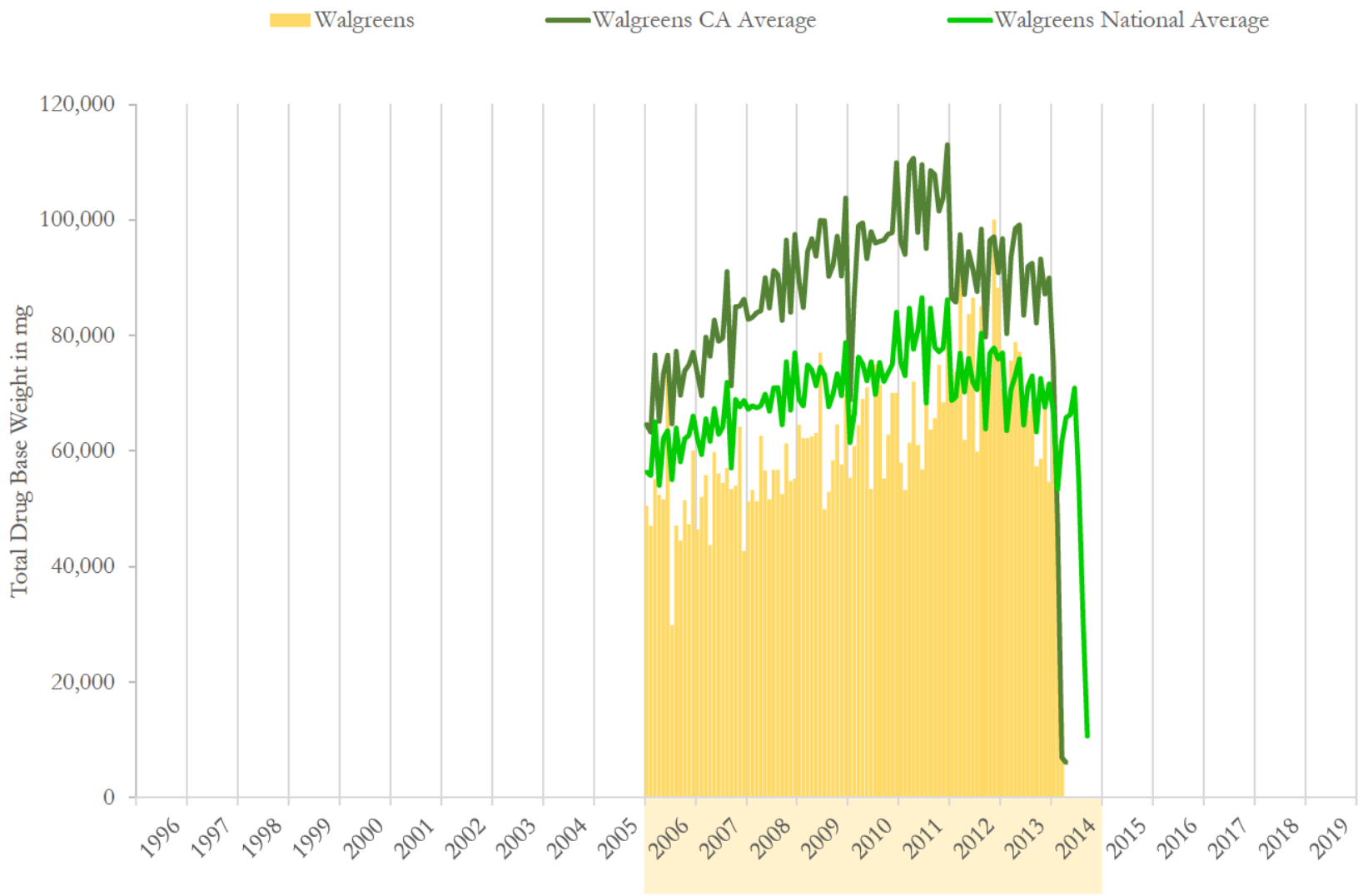

National and state averages reflect hydrocodone shipped from Walgreen Co to all active pharmacies each month.
Data source: ARCOS (2006-2014) and Defendant Distribution Data (Walgreens 1/2006 - 3/2014)

Walgreens # 01626 (2/1996 to 12/2017)
DEA: BW0613198
2494 San Bruno Ave
San Francisco, CA 94134

Walgreen Co Hydrocodone Shipments to Walgreens # 01626

	Dosage Units		MME		Drug Base Weight in mg	
Date	Walgreens	% Change	Walgreens	% Change	Walgreens	% Change
01/2006	12,500	n/a	50,502	n/a	50,502	n/a
02/2006	12,100	-3.2%	47,045	-6.8%	47,045	-6.8%
03/2006	14,000	15.7%	55,194	17.3%	55,194	17.3%
04/2006	13,400	-4.3%	52,413	-5.0%	52,413	-5.0%
05/2006	12,800	-4.5%	51,632	-1.5%	51,632	-1.5%
06/2006	18,700	46.1%	74,399	44.1%	74,399	44.1%
07/2006	8,400	-55.1%	29,816	-59.9%	29,816	-59.9%
08/2006	12,900	53.6%	47,070	57.9%	47,070	57.9%
09/2006	12,300	-4.7%	44,473	-5.5%	44,473	-5.5%
10/2006	13,100	6.5%	51,443	15.7%	51,443	15.7%
11/2006	12,400	-5.3%	47,299	-8.1%	47,299	-8.1%
12/2006	15,300	23.4%	60,053	27.0%	60,053	27.0%
01/2007	12,000	-21.6%	46,432	-22.7%	46,432	-22.7%
02/2007	12,700	5.8%	52,032	12.1%	52,032	12.1%
03/2007	14,200	11.8%	55,767	7.2%	55,767	7.2%
04/2007	11,400	-19.7%	43,724	-21.6%	43,724	-21.6%
05/2007	14,200	24.6%	59,780	36.7%	59,780	36.7%
06/2007	15,000	5.6%	56,102	-6.2%	56,102	-6.2%
07/2007	13,900	-7.3%	54,478	-2.9%	54,478	-2.9%
08/2007	15,300	10.1%	57,059	4.7%	57,059	4.7%
09/2007	14,300	-6.5%	53,410	-6.4%	53,410	-6.4%
10/2007	13,500	-5.6%	54,032	1.2%	54,032	1.2%
11/2007	16,300	20.7%	64,172	18.8%	64,172	18.8%
12/2007	10,800	-33.7%	42,673	-33.5%	42,673	-33.5%

Data source: ARCOS (2006-2014) and Defendant Distribution Data (Walgreens 1/2006 - 3/2014)

Walgreens # 01626 (2/1996 to 12/2017)
DEA: BW0613198
2494 San Bruno Ave
San Francisco, CA 94134

Walgreen Co Hydrocodone Shipments to Walgreens # 01626

	Dosage Units		MME		Drug Base Weight in mg	
Date	Walgreens	% Change	Walgreens	% Change	Walgreens	% Change
01/2008	13,000	20.4%	51,226	20.0%	51,226	20.0%
02/2008	13,500	3.8%	53,243	3.9%	53,243	3.9%
03/2008	13,100	-3.0%	51,300	-3.6%	51,300	-3.6%
04/2008	15,500	18.3%	62,643	22.1%	62,643	22.1%
05/2008	13,900	-10.3%	56,597	-9.7%	56,597	-9.7%
06/2008	13,700	-1.4%	51,610	-8.8%	51,610	-8.8%
07/2008	14,200	3.6%	56,724	9.9%	56,724	9.9%
08/2008	14,700	3.5%	56,748	0.0%	56,748	0.0%
09/2008	13,600	-7.5%	52,502	-7.5%	52,502	-7.5%
10/2008	15,900	16.9%	61,272	16.7%	61,272	16.7%
11/2008	13,900	-12.6%	54,789	-10.6%	54,789	-10.6%
12/2008	13,500	-2.9%	55,210	0.8%	55,210	0.8%
01/2009	15,700	16.3%	64,475	16.8%	64,475	16.8%
02/2009	15,200	-3.2%	62,189	-3.5%	62,189	-3.5%
03/2009	15,800	3.9%	62,197	0.0%	62,197	0.0%
04/2009	15,400	-2.5%	62,499	0.5%	62,499	0.5%
05/2009	15,600	1.3%	63,097	1.0%	63,097	1.0%
06/2009	19,600	25.6%	77,037	22.1%	77,037	22.1%
07/2009	13,900	-29.1%	49,913	-35.2%	49,913	-35.2%
08/2009	13,400	-3.6%	52,948	6.1%	52,948	6.1%
09/2009	15,000	11.9%	58,389	10.3%	58,389	10.3%
10/2009	16,100	7.3%	64,626	10.7%	64,626	10.7%
11/2009	14,300	-11.2%	57,664	-10.8%	57,664	-10.8%
12/2009	16,700	16.8%	69,883	21.2%	69,883	21.2%

Data source: ARCOS (2006-2014) and Defendant Distribution Data (Walgreens 1/2006 - 3/2014)

Walgreens # 01626 (2/1996 to 12/2017)
DEA: BW0613198
2494 San Bruno Ave
San Francisco, CA 94134

Walgreen Co Hydrocodone Shipments to Walgreens # 01626

	Dosage Units		MME		Drug Base Weight in mg	
Date	Walgreens	% Change	Walgreens	% Change	Walgreens	% Change
01/2010	13,900	-16.8%	55,362	-20.8%	55,362	-20.8%
02/2010	15,300	10.1%	60,818	9.9%	60,818	9.9%
03/2010	16,100	5.2%	64,459	6.0%	64,459	6.0%
04/2010	16,800	4.3%	69,016	7.1%	69,016	7.1%
05/2010	17,000	1.2%	70,951	2.8%	70,951	2.8%
06/2010	13,000	-23.5%	53,427	-24.7%	53,427	-24.7%
07/2010	18,320	40.9%	74,991	40.4%	74,991	40.4%
08/2010	17,800	-2.8%	71,437	-4.7%	71,437	-4.7%
09/2010	13,800	-22.5%	55,235	-22.7%	55,235	-22.7%
10/2010	15,600	13.0%	62,810	13.7%	62,810	13.7%
11/2010	16,500	5.8%	70,075	11.6%	70,075	11.6%
12/2010	17,000	3.0%	70,075	0.0%	70,075	0.0%
01/2011	13,900	-18.2%	57,959	-17.3%	57,959	-17.3%
02/2011	13,100	-5.8%	53,251	-8.1%	53,251	-8.1%
03/2011	15,000	14.5%	61,448	15.4%	61,448	15.4%
04/2011	17,000	13.3%	71,994	17.2%	71,994	17.2%
05/2011	15,600	-8.2%	60,994	-15.3%	60,994	-15.3%
06/2011	13,500	-13.5%	56,756	-6.9%	56,756	-6.9%
07/2011	18,800	39.3%	79,905	40.8%	79,905	40.8%
08/2011	15,400	-18.1%	63,718	-20.3%	63,718	-20.3%
09/2011	16,100	4.5%	65,686	3.1%	65,686	3.1%
10/2011	17,200	6.8%	74,894	14.0%	74,894	14.0%
11/2011	15,800	-8.1%	68,402	-8.7%	68,402	-8.7%
12/2011	18,900	19.6%	84,286	23.2%	84,286	23.2%

Data source: ARCOS (2006-2014) and Defendant Distribution Data (Walgreens 1/2006 - 3/2014)

Walgreens # 01626 (2/1996 to 12/2017)
DEA: BW0613198
2494 San Bruno Ave
San Francisco, CA 94134

Walgreen Co Hydrocodone Shipments to Walgreens # 01626

	Dosage Units		MME		Drug Base Weight in mg	
Date	Walgreens	% Change	Walgreens	% Change	Walgreens	% Change
01/2012	16,900	-10.6%	71,843	-14.8%	71,843	-14.8%
02/2012	16,700	-1.2%	73,707	2.6%	73,707	2.6%
03/2012	20,500	22.8%	92,913	26.1%	92,913	26.1%
04/2012	13,800	-32.7%	61,902	-33.4%	61,902	-33.4%
05/2012	18,500	34.1%	83,680	35.2%	83,680	35.2%
06/2012	19,400	4.9%	86,540	3.4%	86,540	3.4%
07/2012	13,800	-28.9%	59,902	-30.8%	59,902	-30.8%
08/2012	19,100	38.4%	85,034	42.0%	85,034	42.0%
09/2012	16,100	-15.7%	72,472	-14.8%	72,472	-14.8%
10/2012	16,600	3.1%	73,237	1.1%	73,237	1.1%
11/2012	21,400	28.9%	100,018	36.6%	100,018	36.6%
12/2012	20,400	-4.7%	88,237	-11.8%	88,237	-11.8%
01/2013	15,300	-25.0%	70,832	-19.7%	70,832	-19.7%
02/2013	15,000	-2.0%	69,007	-2.6%	69,007	-2.6%
03/2013	16,600	10.7%	75,643	9.6%	75,643	9.6%
04/2013	16,700	0.6%	78,845	4.2%	78,845	4.2%
05/2013	16,900	1.2%	77,115	-2.2%	77,115	-2.2%
06/2013	15,300	-9.5%	68,394	-11.3%	68,394	-11.3%
07/2013	15,900	3.9%	67,048	-2.0%	67,048	-2.0%
08/2013	15,800	-0.6%	68,562	2.3%	68,562	2.3%
09/2013	12,500	-20.9%	57,345	-16.4%	57,345	-16.4%
10/2013	14,200	13.6%	58,651	2.3%	58,651	2.3%
11/2013	15,900	12.0%	68,991	17.6%	68,991	17.6%
12/2013	12,500	-21.4%	54,621	-20.8%	54,621	-20.8%

Data source: ARCOS (2006-2014) and Defendant Distribution Data (Walgreens 1/2006 - 3/2014)

Walgreen Co Hydrocodone Shipments to Walgreens # 01626

	Dosage Units		MME		Drug Base Weight in mg	
Date	Walgreens	% Change	Walgreens	% Change	Walgreens	% Change
01/2014	17,400	39.2%	77,324	41.6%	77,324	41.6%
02/2014	11,800	-32.2%	50,702	-34.4%	50,702	-34.4%
03/2014	3,700	-68.6%	14,832	-70.7%	14,832	-70.7%
04/2014	0	-100.0%	0	-100.0%	0	-100.0%
05/2014	0	n/a	0	n/a	0	n/a
06/2014	0	n/a	0	n/a	0	n/a
07/2014	0	n/a	0	n/a	0	n/a
08/2014	0	n/a	0	n/a	0	n/a
09/2014	0	n/a	0	n/a	0	n/a
10/2014	0	n/a	0	n/a	0	n/a
11/2014	0	n/a	0	n/a	0	n/a
12/2014	0	n/a	0	n/a	0	n/a
01/2015	0	n/a	0	n/a	0	n/a
02/2015	0	n/a	0	n/a	0	n/a
03/2015	0	n/a	0	n/a	0	n/a
04/2015	0	n/a	0	n/a	0	n/a
05/2015	0	n/a	0	n/a	0	n/a
06/2015	0	n/a	0	n/a	0	n/a
07/2015	0	n/a	0	n/a	0	n/a
08/2015	0	n/a	0	n/a	0	n/a
09/2015	0	n/a	0	n/a	0	n/a
10/2015	0	n/a	0	n/a	0	n/a
11/2015	0	n/a	0	n/a	0	n/a
12/2015	0	n/a	0	n/a	0	n/a

Data source: ARCOS (2006-2014) and Defendant Distribution Data (Walgreens 1/2006 - 3/2014)

Walgreens # 01626 (2/1996 to 12/2017)
DEA: BW0613198
2494 San Bruno Ave
San Francisco, CA 94134

Walgreen Co Hydrocodone Shipments to Walgreens # 01626

	Dosage Units		MME		Drug Base Weight in mg	
Date	Walgreens	% Change	Walgreens	% Change	Walgreens	% Change
1996	0		0		0	
1997	0	n/a	0	n/a	0	n/a
1998	0	n/a	0	n/a	0	n/a
1999	0	n/a	0	n/a	0	n/a
2000	0	n/a	0	n/a	0	n/a
2001	0	n/a	0	n/a	0	n/a
2002	0	n/a	0	n/a	0	n/a
2003	0	n/a	0	n/a	0	n/a
2004	0	n/a	0	n/a	0	n/a
2005	0	n/a	0	n/a	0	n/a
2006	157,900	n/a	611,339	n/a	611,339	n/a
2007	163,600	3.6%	639,660	4.6%	639,660	4.6%
2008	168,500	3.0%	663,864	3.8%	663,864	3.8%
2009	186,700	10.8%	744,917	12.2%	744,917	12.2%
2010	191,120	2.4%	778,654	4.5%	778,654	4.5%
2011	190,300	-0.4%	799,293	2.7%	799,293	2.7%
2012	213,200	12.0%	949,486	18.8%	949,486	18.8%
2013	182,600	-14.4%	815,055	-14.2%	815,055	-14.2%
2014	32,900	-82.0%	142,858	-82.5%	142,858	-82.5%
2015	0	-100.0%	0	-100.0%	0	-100.0%
2016	0	n/a	0	n/a	0	n/a
2017	0	n/a	0	n/a	0	n/a
2018	0	n/a	0	n/a	0	n/a
2019	0	n/a	0	n/a	0	n/a
Total	**1,486,820**		**6,145,126**		**6,145,126**	

Data source: ARCOS (2006-2014) and Defendant Distribution Data (Walgreens 1/2006 - 3/2014)

Walgreens # 01626 (2/1996 to 12/2017)
DEA: BW0613198
2494 San Bruno Ave
San Francisco, CA 94134

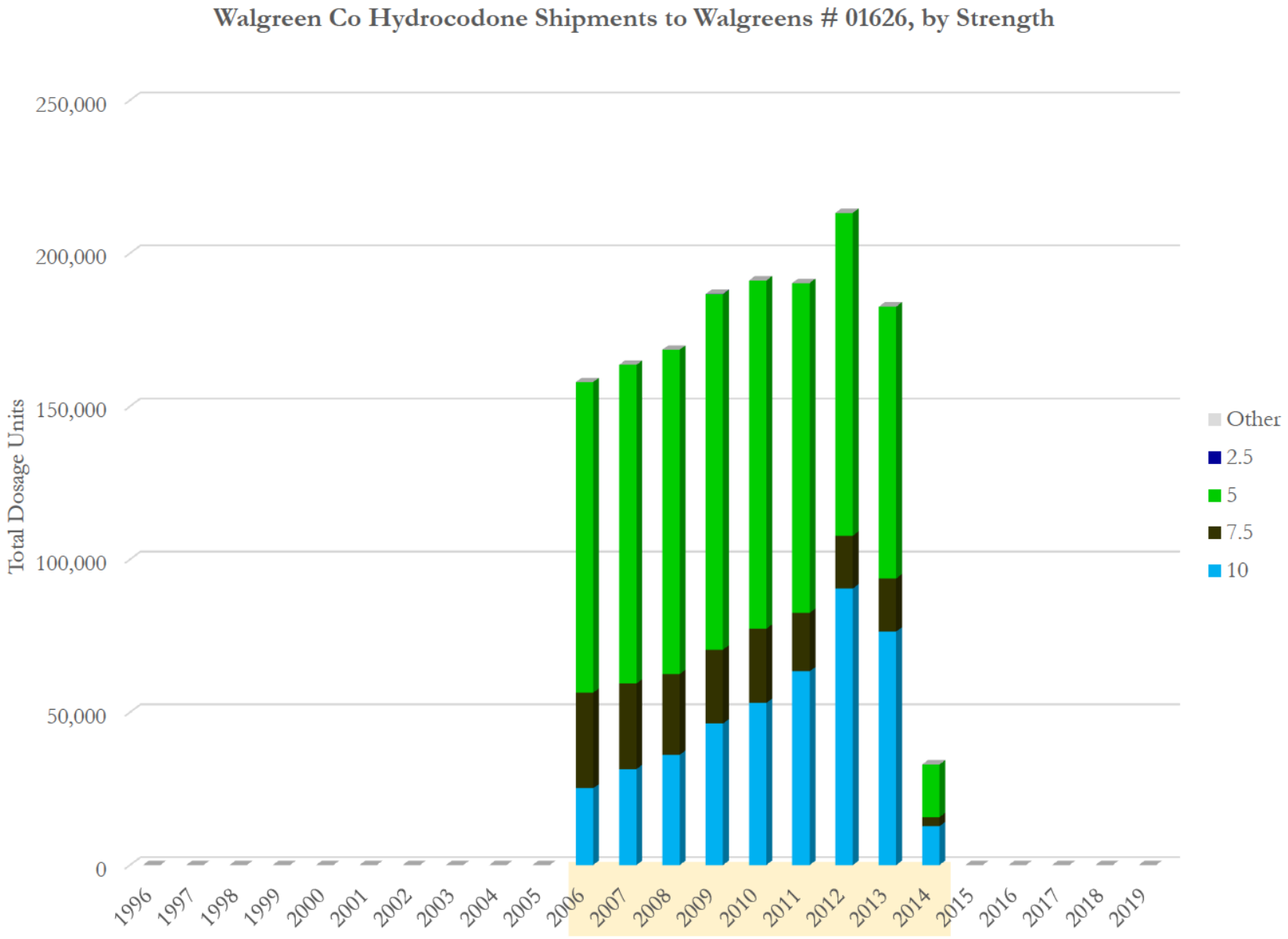

Data source: ARCOS (2006-2014) and Defendant Distribution Data (Walgreens 1/2006 - 3/2014)

Walgreens # 01626 (2/1996 to 12/2017)
DEA: BW0613198
2494 San Bruno Ave
San Francisco, CA 94134

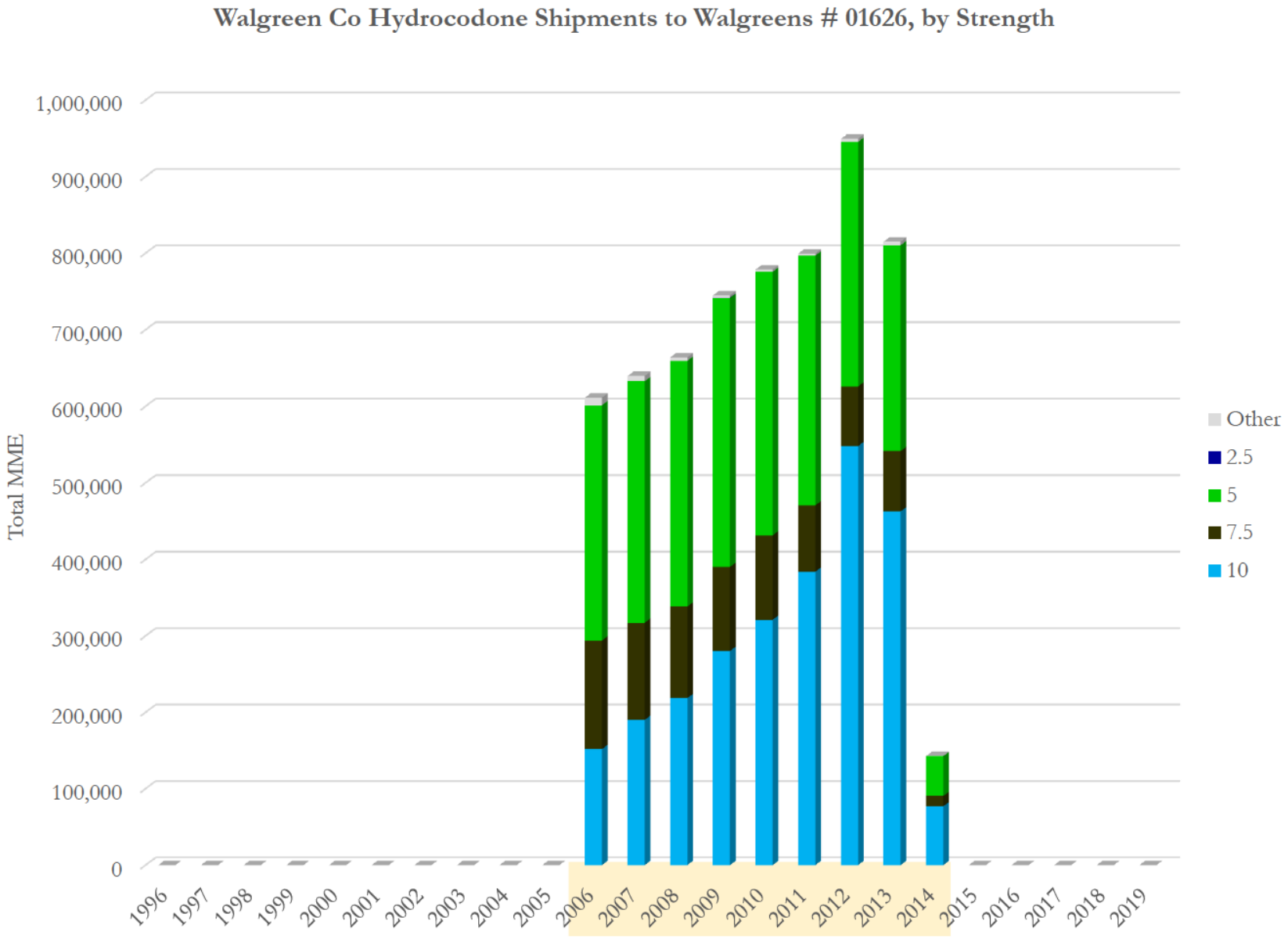

Data source: ARCOS (2006-2014) and Defendant Distribution Data (Walgreens 1/2006 - 3/2014)

Walgreens # 01626 (2/1996 to 12/2017)
DEA: BW0613198
2494 San Bruno Ave
San Francisco, CA 94134

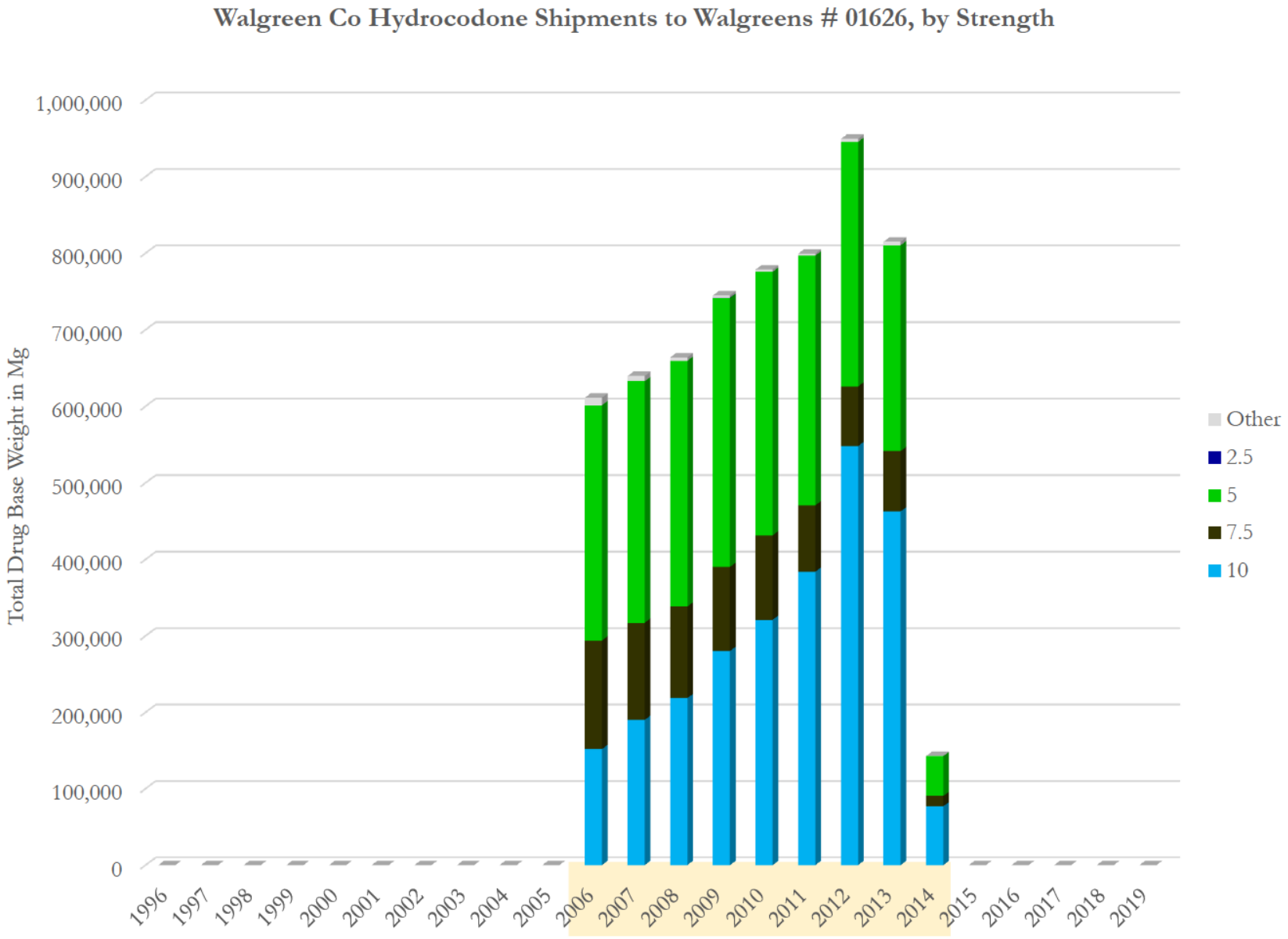

Data source: ARCOS (2006-2014) and Defendant Distribution Data (Walgreens 1/2006 - 3/2014)

Walgreens # 01626 (2/1996 to 12/2017)
DEA: BW0613198
2494 San Bruno Ave
San Francisco, CA 94134

Walgreen Co Hydrocodone Shipments to Walgreens # 01626, by Strength
(Total Dosage Units)

Strength Year\	10	7.5	5	2.5	Other	Total	Avg. Str
1996	0	0	0	0	0	**0**	
1997	0	0	0	0	0	**0**	
1998	0	0	0	0	0	**0**	
1999	0	0	0	0	0	**0**	
2000	0	0	0	0	0	**0**	
2001	0	0	0	0	0	**0**	
2002	0	0	0	0	0	**0**	
2003	0	0	0	0	0	**0**	
2004	0	0	0	0	0	**0**	
2005	0	0	0	0	0	**0**	
2006	25,100	31,300	101,500	0	0	**157,900**	6.29
2007	31,400	28,000	104,200	0	0	**163,600**	6.39
2008	36,100	26,400	106,000	0	0	**168,500**	6.46
2009	46,300	24,200	116,100	100	0	**186,700**	6.56
2010	53,020	24,300	113,800	0	0	**191,120**	6.70
2011	63,400	19,100	107,800	0	0	**190,300**	6.92
2012	90,500	17,200	105,500	0	0	**213,200**	7.32
2013	76,400	17,400	88,800	0	0	**182,600**	7.33
2014	12,700	3,000	17,200	0	0	**32,900**	7.16
2015	0	0	0	0	0	**0**	
2016	0	0	0	0	0	**0**	
2017	0	0	0	0	0	**0**	
2018	0	0	0	0	0	**0**	
2019	0	0	0	0	0	**0**	
Total	**434,920**	**190,900**	**860,900**	**100**	**0**	**1,486,820**	6.78

Data source: ARCOS (2006-2014) and Defendant Distribution Data (Walgreens 1/2006 - 3/2014)

Walgreens # 01626 (2/1996 to 12/2017)
DEA: BW0613198
2494 San Bruno Ave
San Francisco, CA 94134

Walgreen Co Hydrocodone Shipments to Walgreens # 01626, by Strength (Total MME)

Strength / Year\	10	7.5	5	2.5	Other	Total	Avg. Str
1996	0	0	0	0	0	**0**	
1997	0	0	0	0	0	**0**	
1998	0	0	0	0	0	**0**	
1999	0	0	0	0	0	**0**	
2000	0	0	0	0	0	**0**	
2001	0	0	0	0	0	**0**	
2002	0	0	0	0	0	**0**	
2003	0	0	0	0	0	**0**	
2004	0	0	0	0	0	**0**	
2005	0	0	0	0	0	**0**	
2006	151,955	142,118	307,241	0	10,025	**611,339**	6.29
2007	190,096	127,134	315,413	0	7,017	**639,660**	6.39
2008	218,549	119,869	320,862	0	4,583	**663,864**	6.46
2009	280,300	109,880	351,435	151	3,151	**744,917**	6.56
2010	320,983	110,334	344,473	0	2,865	**778,654**	6.70
2011	383,824	86,724	326,311	0	2,435	**799,293**	6.92
2012	547,887	78,097	319,349	0	4,154	**949,486**	7.32
2013	462,526	79,005	268,798	0	4,727	**815,055**	7.33
2014	76,886	13,622	52,064	0	286	**142,858**	7.16
2015	0	0	0	0	0	**0**	
2016	0	0	0	0	0	**0**	
2017	0	0	0	0	0	**0**	
2018	0	0	0	0	0	**0**	
2019	0	0	0	0	0	**0**	
Total	**2,633,006**	**866,781**	**2,605,944**	**151**	**39,243**	**6,145,126**	6.78

Data source: ARCOS (2006-2014) and Defendant Distribution Data (Walgreens 1/2006 - 3/2014)

Walgreens # 01626 (2/1996 to 12/2017)
DEA: BW0613198
2494 San Bruno Ave
San Francisco, CA 94134

Walgreen Co Hydrocodone Shipments to Walgreens # 01626, by Strength
(Total Drug Base Weight in Milligram)

Strength Year\	10	7.5	5	2.5	Other	Total	Avg. Str
1996	0	0	0	0	0	**0**	
1997	0	0	0	0	0	**0**	
1998	0	0	0	0	0	**0**	
1999	0	0	0	0	0	**0**	
2000	0	0	0	0	0	**0**	
2001	0	0	0	0	0	**0**	
2002	0	0	0	0	0	**0**	
2003	0	0	0	0	0	**0**	
2004	0	0	0	0	0	**0**	
2005	0	0	0	0	0	**0**	
2006	151,955	142,118	307,241	0	10,025	**611,339**	6.29
2007	190,096	127,134	315,413	0	7,017	**639,660**	6.39
2008	218,549	119,869	320,862	0	4,583	**663,864**	6.46
2009	280,300	109,880	351,435	151	3,151	**744,917**	6.56
2010	320,983	110,334	344,473	0	2,865	**778,654**	6.70
2011	383,824	86,724	326,311	0	2,435	**799,293**	6.92
2012	547,887	78,097	319,349	0	4,154	**949,486**	7.32
2013	462,526	79,005	268,798	0	4,727	**815,055**	7.33
2014	76,886	13,622	52,064	0	286	**142,858**	7.16
2015	0	0	0	0	0	**0**	
2016	0	0	0	0	0	**0**	
2017	0	0	0	0	0	**0**	
2018	0	0	0	0	0	**0**	
2019	0	0	0	0	0	**0**	
Total	**2,633,006**	**866,781**	**2,605,944**	**151**	**39,243**	**6,145,126**	6.78

Data source: ARCOS (2006-2014) and Defendant Distribution Data (Walgreens 1/2006 - 3/2014)

Walgreens # 04231 (7/1998 to 12/2017)
DEA: BW5742867
2690 Mission St
San Francisco, CA 94110

Walgreen Co Oxycodone Shipments to Walgreens # 04231

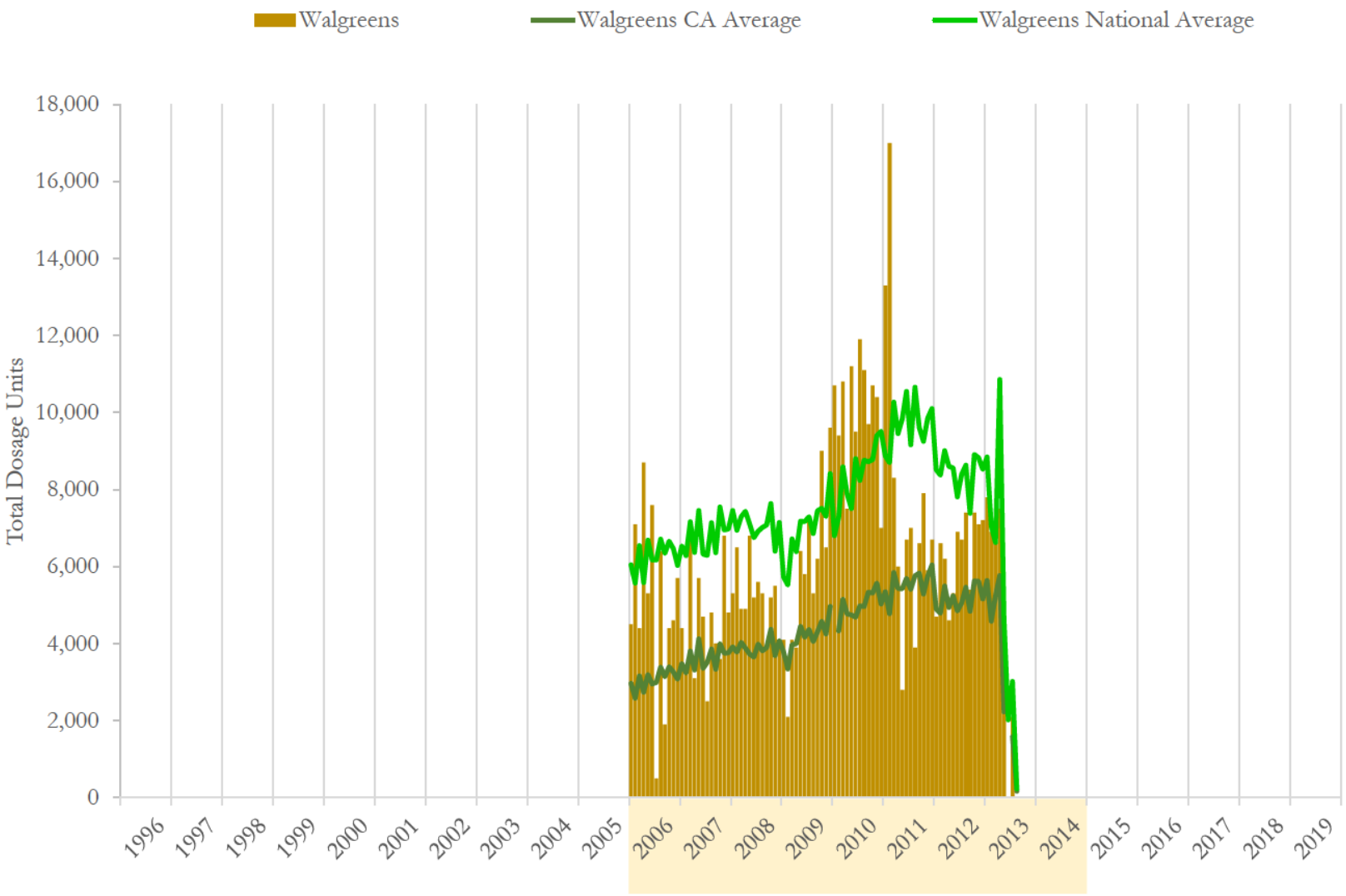

National and state averages reflect oxycodone shipped from Walgreen Co to all active pharmacies each month.
Data source: ARCOS (2006-2014) and Defendant Distribution Data (Walgreens 1/2006 - 3/2014)

Walgreens # 04231 (7/1998 to 12/2017)
DEA: BW5742867
2690 Mission St
San Francisco, CA 94110

Walgreen Co Oxycodone Shipments to Walgreens # 04231

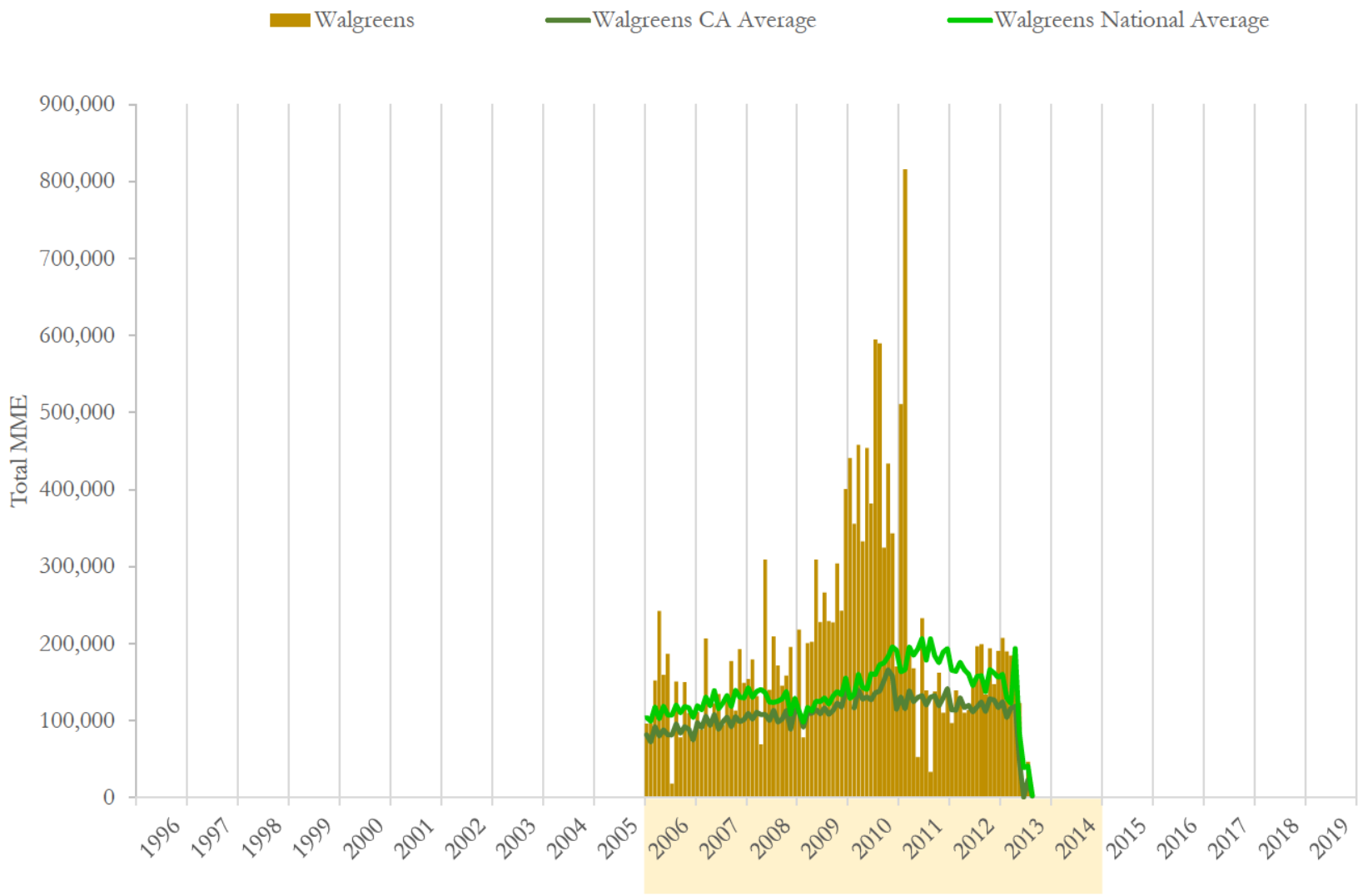

National and state averages reflect oxycodone shipped from Walgreen Co to all active pharmacies each month.
Data source: ARCOS (2006-2014) and Defendant Distribution Data (Walgreens 1/2006 - 3/2014)

Walgreens # 04231 (7/1998 to 12/2017)
DEA: BW5742867
2690 Mission St
San Francisco, CA 94110

Walgreen Co Oxycodone Shipments to Walgreens # 04231

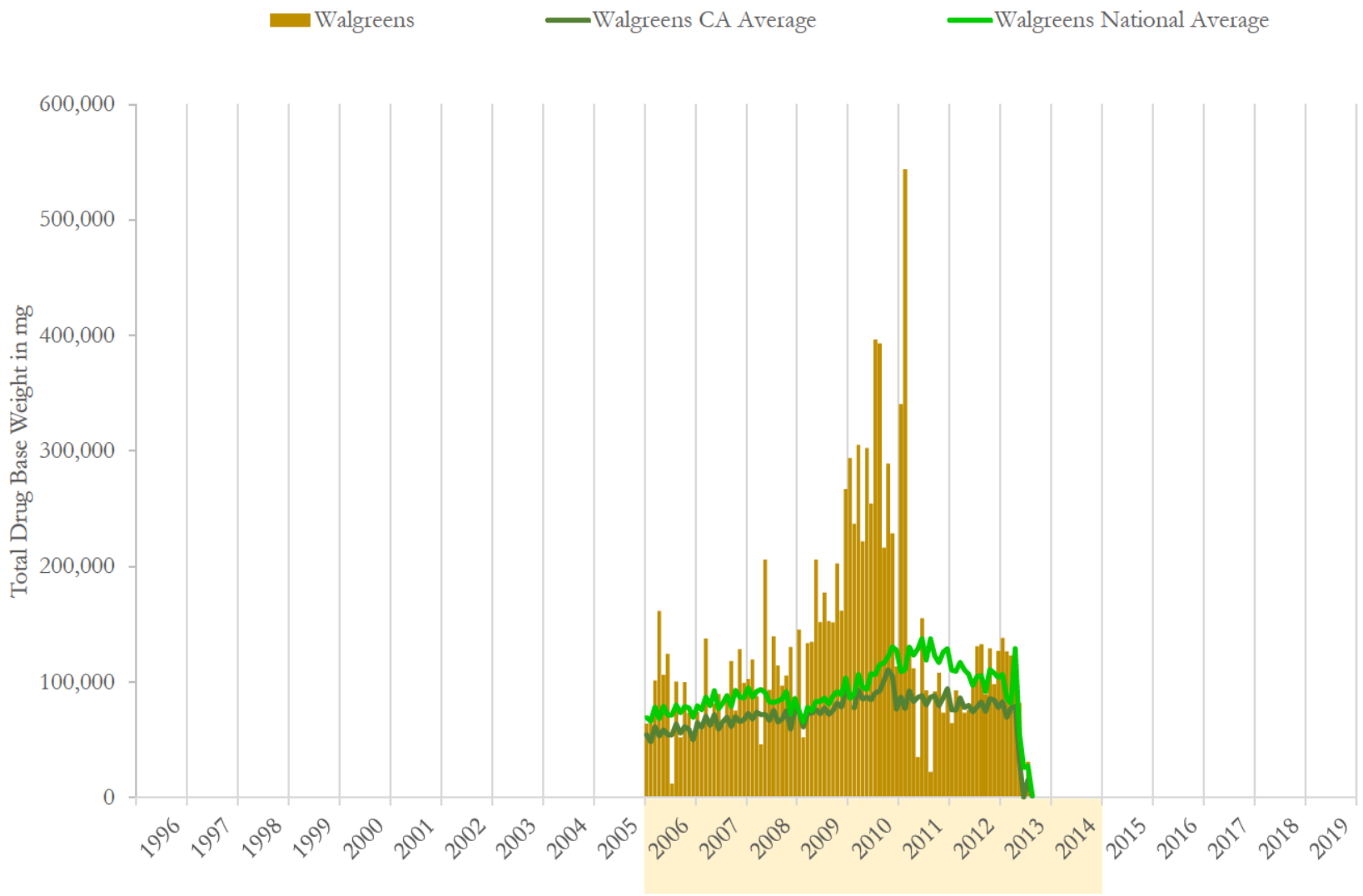

National and state averages reflect oxycodone shipped from Walgreen Co to all active pharmacies each month.
Data source: ARCOS (2006-2014) and Defendant Distribution Data (Walgreens 1/2006 - 3/2014)

Walgreens # 04231 (7/1998 to 12/2017)
DEA: BW5742867
2690 Mission St
San Francisco, CA 94110

Walgreen Co Oxycodone Shipments to Walgreens # 04231

	Dosage Units		MME		Drug Base Weight in mg	
Date	Walgreens	% Change	Walgreens	% Change	Walgreens	% Change
01/2006	4,500	n/a	96,217	n/a	64,144	n/a
02/2006	7,100	57.8%	96,687	0.5%	64,458	0.5%
03/2006	4,400	-38.0%	151,755	57.0%	101,170	57.0%
04/2006	8,700	97.7%	242,391	59.7%	161,594	59.7%
05/2006	5,300	-39.1%	159,420	-34.2%	106,280	-34.2%
06/2006	7,600	43.4%	186,852	17.2%	124,568	17.2%
07/2006	500	-93.4%	18,154	-90.3%	12,103	-90.3%
08/2006	6,400	1180.0%	150,612	729.6%	100,408	729.6%
09/2006	1,900	-70.3%	77,996	-48.2%	51,997	-48.2%
10/2006	4,400	131.6%	149,939	92.2%	99,960	92.2%
11/2006	4,600	4.5%	109,866	-26.7%	73,244	-26.7%
12/2006	5,700	23.9%	75,037	-31.7%	50,025	-31.7%
01/2007	4,400	-22.8%	111,076	48.0%	74,051	48.0%
02/2007	3,300	-25.0%	88,081	-20.7%	58,721	-20.7%
03/2007	6,700	103.0%	206,486	134.4%	137,657	134.4%
04/2007	3,100	-53.7%	97,225	-52.9%	64,817	-52.9%
05/2007	5,700	83.9%	122,344	25.8%	81,563	25.8%
06/2007	4,700	-17.5%	134,212	9.7%	89,475	9.7%
07/2007	2,500	-46.8%	94,119	-29.9%	62,746	-29.9%
08/2007	4,800	92.0%	133,997	42.4%	89,331	42.4%
09/2007	4,000	-16.7%	177,379	32.4%	118,253	32.4%
10/2007	3,600	-10.0%	112,898	-36.4%	75,265	-36.4%
11/2007	6,800	88.9%	192,426	70.4%	128,284	70.4%
12/2007	4,800	-29.4%	149,070	-22.5%	99,380	-22.5%

Data source: ARCOS (2006-2014) and Defendant Distribution Data (Walgreens 1/2006 - 3/2014)

Walgreens # 04231 (7/1998 to 12/2017)
DEA: BW5742867
2690 Mission St
San Francisco, CA 94110

Walgreen Co Oxycodone Shipments to Walgreens # 04231

	Dosage Units		MME		Drug Base Weight in mg	
Date	Walgreens	% Change	Walgreens	% Change	Walgreens	% Change
01/2008	5,300	10.4%	154,141	3.4%	102,761	3.4%
02/2008	6,500	22.6%	179,322	16.3%	119,548	16.3%
03/2008	4,900	-24.6%	131,926	-26.4%	87,951	-26.4%
04/2008	4,900	0.0%	68,864	-47.8%	45,909	-47.8%
05/2008	6,800	38.8%	308,943	348.6%	205,962	348.6%
06/2008	5,200	-23.5%	139,787	-54.8%	93,191	-54.8%
07/2008	5,600	7.7%	209,445	49.8%	139,630	49.8%
08/2008	5,300	-5.4%	171,456	-18.1%	114,304	-18.1%
09/2008	3,900	-26.4%	145,233	-15.3%	96,822	-15.3%
10/2008	5,200	33.3%	158,277	9.0%	105,518	9.0%
11/2008	5,500	5.8%	195,527	23.5%	130,351	23.5%
12/2008	4,100	-25.5%	124,389	-36.4%	82,926	-36.4%
01/2009	4,100	0.0%	218,186	75.4%	145,457	75.4%
02/2009	2,100	-48.8%	77,996	-64.3%	51,997	-64.3%
03/2009	4,100	95.2%	200,233	156.7%	133,489	156.7%
04/2009	3,900	-4.9%	202,250	1.0%	134,834	1.0%
05/2009	6,400	64.1%	308,956	52.8%	205,971	52.8%
06/2009	5,800	-9.4%	227,868	-26.2%	151,912	-26.2%
07/2009	7,300	25.9%	266,261	16.8%	177,507	16.8%
08/2009	5,300	-27.4%	229,078	-14.0%	152,719	-14.0%
09/2009	6,200	17.0%	227,397	-0.7%	151,598	-0.7%
10/2009	9,000	45.2%	303,779	33.6%	202,519	33.6%
11/2009	6,500	-27.8%	242,593	-20.1%	161,729	-20.1%
12/2009	9,600	47.7%	400,736	65.2%	267,157	65.2%

Data source: ARCOS (2006-2014) and Defendant Distribution Data (Walgreens 1/2006 - 3/2014)

Walgreens # 04231 (7/1998 to 12/2017)
DEA: BW5742867
2690 Mission St
San Francisco, CA 94110

Walgreen Co Oxycodone Shipments to Walgreens # 04231

	Dosage Units		MME		Drug Base Weight in mg	
Date	Walgreens	% Change	Walgreens	% Change	Walgreens	% Change
01/2010	10,700	11.5%	440,742	10.0%	293,828	10.0%
02/2010	9,400	-12.1%	355,686	-19.3%	237,124	-19.3%
03/2010	10,800	14.9%	457,820	28.7%	305,213	28.7%
04/2010	7,500	-30.6%	332,489	-27.4%	221,660	-27.4%
05/2010	11,200	49.3%	453,853	36.5%	302,569	36.5%
06/2010	9,500	-15.2%	381,909	-15.9%	254,606	-15.9%
07/2010	11,900	25.3%	594,716	55.7%	396,477	55.7%
08/2010	11,100	-6.7%	589,673	-0.8%	393,115	-0.8%
09/2010	9,700	-12.6%	324,488	-45.0%	216,325	-45.0%
10/2010	10,700	10.3%	433,682	33.7%	289,121	33.7%
11/2010	10,400	-2.8%	342,911	-20.9%	228,608	-20.9%
12/2010	7,000	-32.7%	170,111	-50.4%	113,407	-50.4%
01/2011	13,300	90.0%	511,005	200.4%	340,670	200.4%
02/2011	17,000	27.8%	815,927	59.7%	543,951	59.7%
03/2011	8,300	-51.2%	194,316	-76.2%	129,544	-76.2%
04/2011	6,000	-27.7%	167,758	-13.7%	111,838	-13.7%
05/2011	2,800	-53.3%	52,445	-68.7%	34,964	-68.7%
06/2011	6,700	139.3%	232,642	343.6%	155,095	343.6%
07/2011	7,000	4.5%	139,182	-40.2%	92,788	-40.2%
08/2011	3,900	-44.3%	33,283	-76.1%	22,188	-76.1%
09/2011	6,600	69.2%	137,837	314.1%	91,891	314.1%
10/2011	7,900	19.7%	162,042	17.6%	108,028	17.6%
11/2011	5,900	-25.3%	109,933	-32.2%	73,289	-32.2%
12/2011	6,700	13.6%	137,837	25.4%	91,891	25.4%

Data source: ARCOS (2006-2014) and Defendant Distribution Data (Walgreens 1/2006 - 3/2014)

Walgreen Co Oxycodone Shipments to Walgreens # 04231

	Dosage Units		MME		Drug Base Weight in mg	
Date	Walgreens	% Change	Walgreens	% Change	Walgreens	% Change
01/2012	4,700	-29.9%	96,822	-29.8%	64,548	-29.8%
02/2012	6,600	40.4%	139,160	43.7%	92,773	43.7%
03/2012	6,200	-6.1%	122,708	-11.8%	81,806	-11.8%
04/2012	4,600	-25.8%	109,933	-10.4%	73,289	-10.4%
05/2012	5,300	15.2%	113,631	3.4%	75,754	3.4%
06/2012	6,900	30.2%	149,603	31.7%	99,736	31.7%
07/2012	6,700	-2.9%	196,334	31.2%	130,889	31.2%
08/2012	7,400	10.4%	199,001	1.4%	132,667	1.4%
09/2012	5,400	-27.0%	133,781	-32.8%	89,187	-32.8%
10/2012	7,400	37.0%	193,958	45.0%	129,305	45.0%
11/2012	7,100	-4.1%	147,250	-24.1%	98,167	-24.1%
12/2012	7,200	1.4%	190,282	29.2%	126,855	29.2%
01/2013	7,800	8.3%	207,092	8.8%	138,061	8.8%
02/2013	6,900	-11.5%	189,610	-8.4%	126,407	-8.4%
03/2013	6,600	-4.3%	184,231	-2.8%	122,821	-2.8%
04/2013	7,500	13.6%	173,473	-5.8%	115,649	-5.8%
05/2013	4,500	-40.0%	122,708	-29.3%	81,806	-29.3%
06/2013	0	-100.0%	0	-100.0%	0	-100.0%
07/2013	2,100	n/a	46,394	n/a	30,929	n/a
08/2013	0	-100.0%	0	-100.0%	0	-100.0%
09/2013	0	n/a	0	n/a	0	n/a
10/2013	0	n/a	0	n/a	0	n/a
11/2013	0	n/a	0	n/a	0	n/a
12/2013	0	n/a	0	n/a	0	n/a

Data source: ARCOS (2006-2014) and Defendant Distribution Data (Walgreens 1/2006 - 3/2014)

Walgreen Co Oxycodone Shipments to Walgreens # 04231

	Dosage Units		MME		Drug Base Weight in mg	
Date	Walgreens	% Change	Walgreens	% Change	Walgreens	% Change
1996	0		0		0	
1997	0	n/a	0	n/a	0	n/a
1998	0	n/a	0	n/a	0	n/a
1999	0	n/a	0	n/a	0	n/a
2000	0	n/a	0	n/a	0	n/a
2001	0	n/a	0	n/a	0	n/a
2002	0	n/a	0	n/a	0	n/a
2003	0	n/a	0	n/a	0	n/a
2004	0	n/a	0	n/a	0	n/a
2005	0	n/a	0	n/a	0	n/a
2006	61,100	n/a	1,514,925	n/a	1,009,950	n/a
2007	54,400	-11.0%	1,619,314	6.9%	1,079,543	6.9%
2008	63,200	16.2%	1,987,309	22.7%	1,324,872	22.7%
2009	70,300	11.2%	2,905,332	46.2%	1,936,888	46.2%
2010	119,900	70.6%	4,878,081	67.9%	3,252,054	67.9%
2011	92,100	-23.2%	2,694,207	-44.8%	1,796,138	-44.8%
2012	75,500	-18.0%	1,792,463	-33.5%	1,194,976	-33.5%
2013	35,400	-53.1%	923,507	-48.5%	615,671	-48.5%
2014	0	-100.0%	0	-100.0%	0	-100.0%
2015	0	n/a	0	n/a	0	n/a
2016	0	n/a	0	n/a	0	n/a
2017	0	n/a	0	n/a	0	n/a
2018	0	n/a	0	n/a	0	n/a
2019	0	n/a	0	n/a	0	n/a
Total	**571,900**		**18,315,138**		**12,210,092**	

Data source: ARCOS (2006-2014) and Defendant Distribution Data (Walgreens 1/2006 - 3/2014)

Walgreens # 04231 (7/1998 to 12/2017)
DEA: BW5742867
2690 Mission St
San Francisco, CA 94110

Walgreen Co Oxycodone Shipments to Walgreens # 04231, by Strength

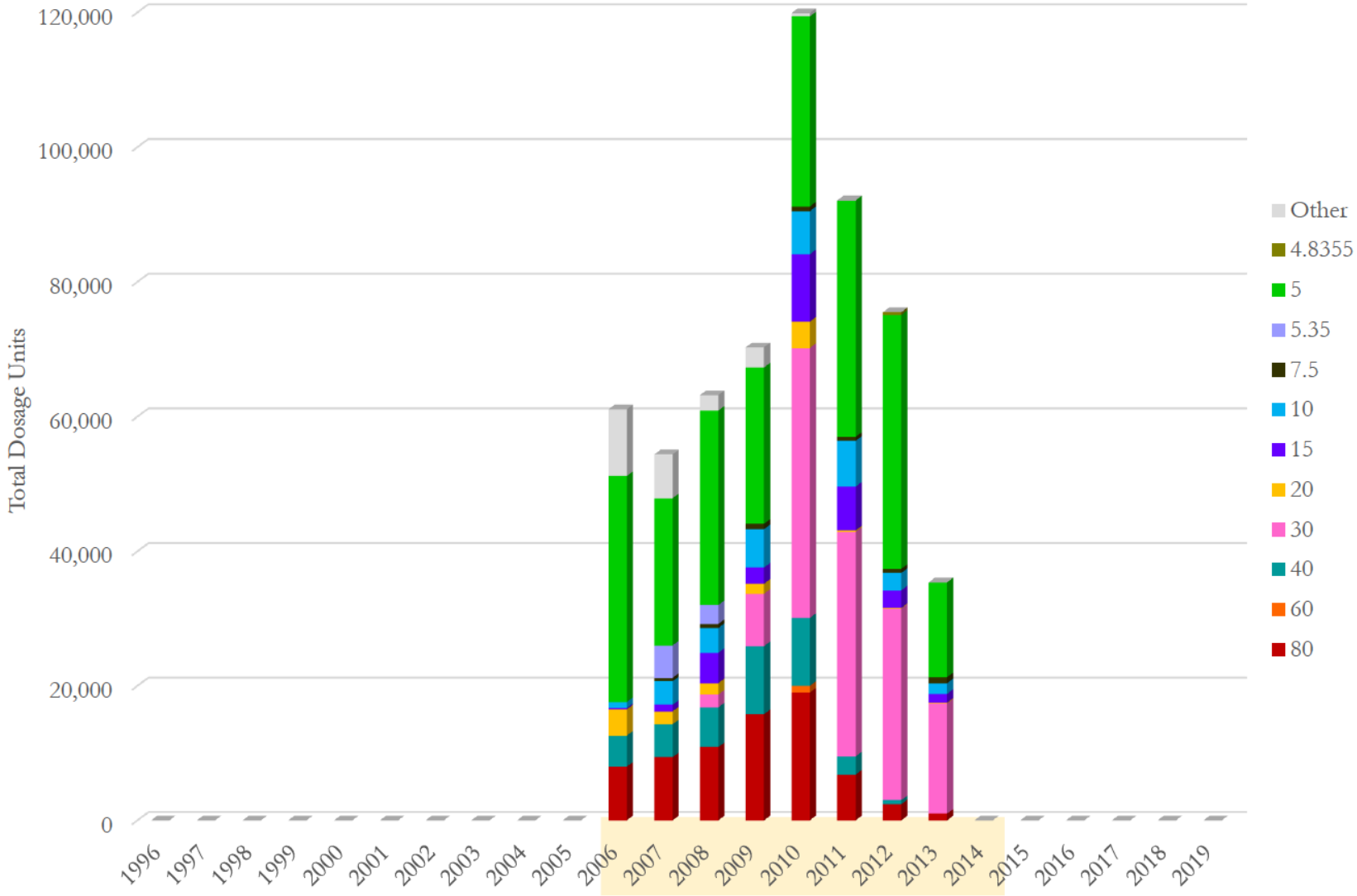

Data source: ARCOS (2006-2014) and Defendant Distribution Data (Walgreens 1/2006 - 3/2014)

Walgreens # 04231 (7/1998 to 12/2017)
DEA: BW5742867
2690 Mission St
San Francisco, CA 94110

Walgreen Co Oxycodone Shipments to Walgreens # 04231, by Strength

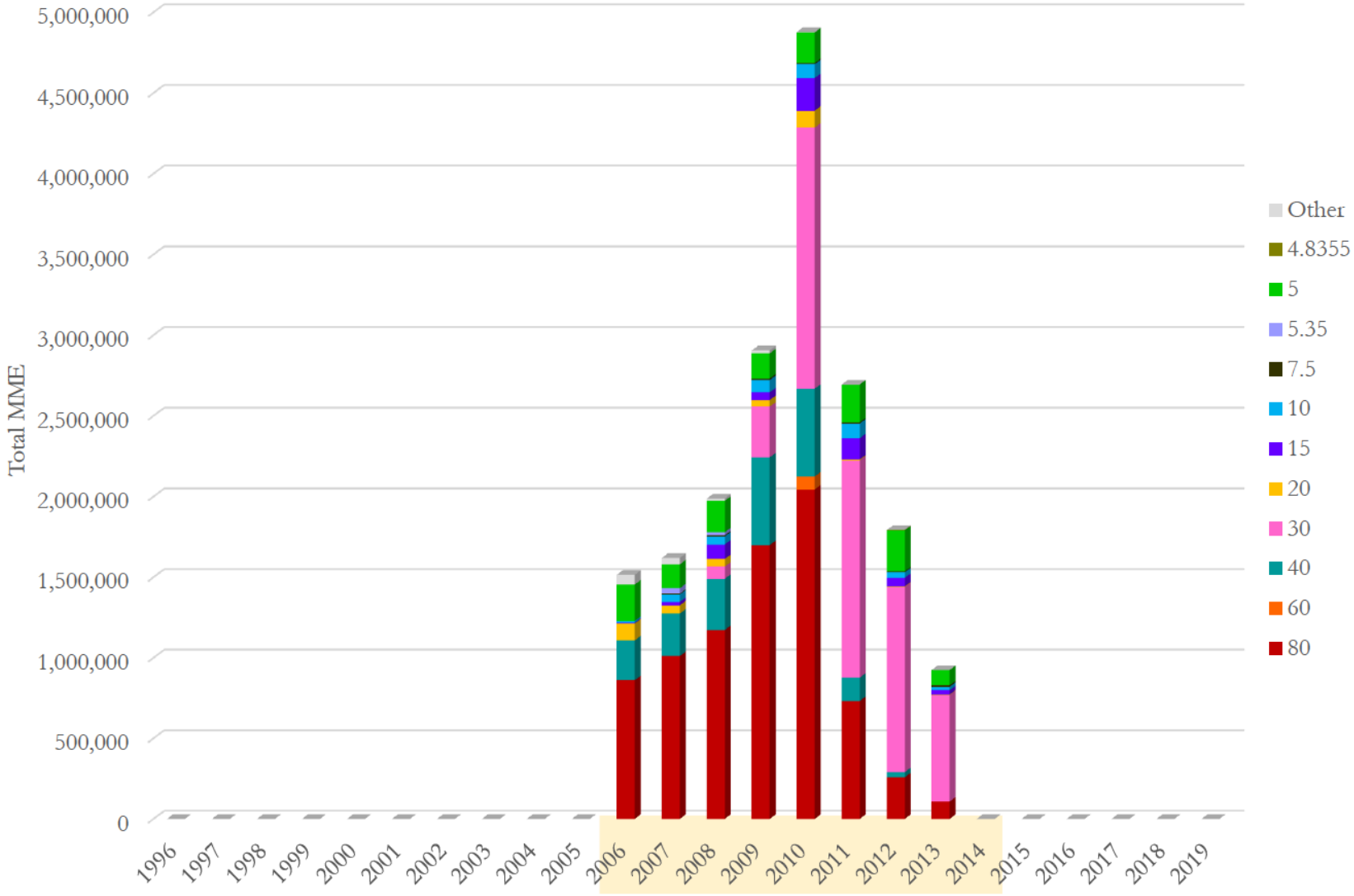

Data source: ARCOS (2006-2014) and Defendant Distribution Data (Walgreens 1/2006 - 3/2014)

Walgreens # 04231 (7/1998 to 12/2017)
DEA: BW5742867
2690 Mission St
San Francisco, CA 94110

Walgreen Co Oxycodone Shipments to Walgreens # 04231, by Strength

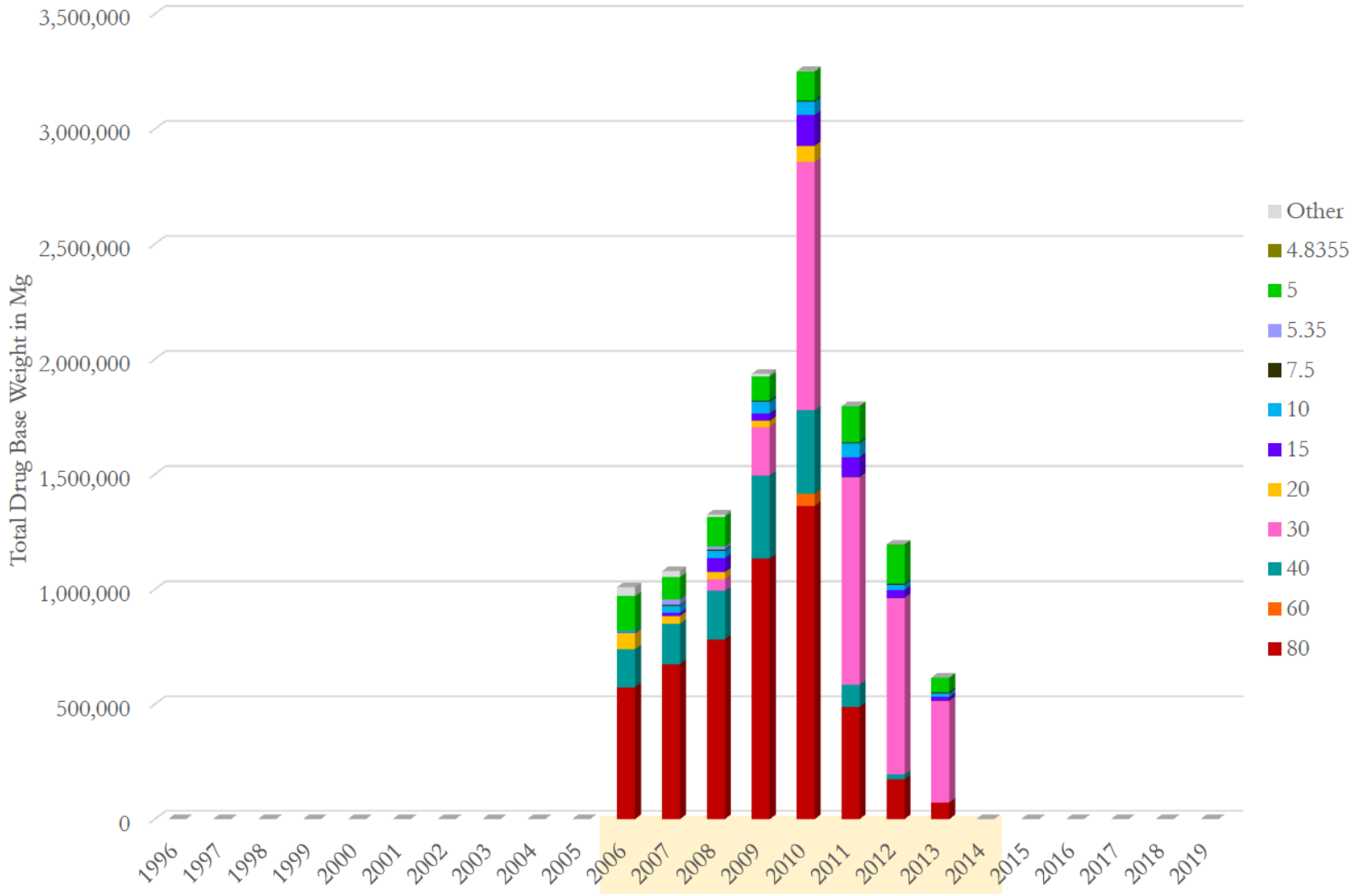

Data source: ARCOS (2006-2014) and Defendant Distribution Data (Walgreens 1/2006 - 3/2014)

Walgreens # 04231 (7/1998 to 12/2017)
DEA: BW5742867
2690 Mission St
San Francisco, CA 94110

Walgreen Co Oxycodone Shipments to Walgreens # 04231, by Strength
(Total Dosage Units)

Strength Year\	80	60	40	30	20	15	10	7.5	5.35	5	4.8355	Other	Total	Avg. Str
1996	0	0	0	0	0	0	0	0	0	0	0	0	**0**	
1997	0	0	0	0	0	0	0	0	0	0	0	0	**0**	
1998	0	0	0	0	0	0	0	0	0	0	0	0	**0**	
1999	0	0	0	0	0	0	0	0	0	0	0	0	**0**	
2000	0	0	0	0	0	0	0	0	0	0	0	0	**0**	
2001	0	0	0	0	0	0	0	0	0	0	0	0	**0**	
2002	0	0	0	0	0	0	0	0	0	0	0	0	**0**	
2003	0	0	0	0	0	0	0	0	0	0	0	0	**0**	
2004	0	0	0	0	0	0	0	0	0	0	0	0	**0**	
2005	0	0	0	0	0	0	0	0	0	0	0	0	**0**	
2006	8,000	0	4,600	0	3,900	200	900	0	0	33,600	0	9,900	**61,100**	21 13
2007	9,400	0	4,900	0	1,900	1,000	3,500	500	4,800	21,900	0	6,500	**54,400**	24 53
2008	10,900	0	5,900	1,900	1,700	4,500	3,700	600	2,800	28,900	0	2,300	**63,200**	24 10
2009	15,800	0	10,100	7,800	1,500	2,400	5,700	800	0	23,200	0	3,000	**70,300**	31 90
2010	19,000	1,000	10,100	40,100	3,900	10,000	6,400	700	0	28,200	0	500	**119,900**	30 36
2011	6,800	0	2,700	33,400	200	6,500	6,800	600	0	35,100	0	0	**92,100**	21 75
2012	2,400	0	600	28,500	100	2,600	2,600	600	0	37,700	400	0	**75,500**	17 65
2013	1,000	0	0	16,400	100	1,300	1,600	900	0	14,100	0	0	**35,400**	19 40
2014	0	0	0	0	0	0	0	0	0	0	0	0	**0**	
2015	0	0	0	0	0	0	0	0	0	0	0	0	**0**	
2016	0	0	0	0	0	0	0	0	0	0	0	0	**0**	
2017	0	0	0	0	0	0	0	0	0	0	0	0	**0**	
2018	0	0	0	0	0	0	0	0	0	0	0	0	**0**	
2019	0	0	0	0	0	0	0	0	0	0	0	0	**0**	
Total	**73,300**	**1,000**	**38,900**	**128,100**	**13,300**	**28,500**	**31,200**	**4,700**	**7,600**	**222,700**	**400**	**22,200**	**571,900**	24 59

Data source: ARCOS (2006-2014) and Defendant Distribution Data (Walgreens 1/2006 - 3/2014)

Walgreens # 04231 (7/1998 to 12/2017)
DEA: BW5742867
2690 Mission St
San Francisco, CA 94110

Walgreen Co Oxycodone Shipments to Walgreens # 04231, by Strength
(Total MME)

Strength Year\	80	60	40	30	20	15	10	7.5	5.35	5	4.8355	Other	Total	Avg. Str
1996	0	0	0	0	0	0	0	0	0	0	0	0	**0**	
1997	0	0	0	0	0	0	0	0	0	0	0	0	**0**	
1998	0	0	0	0	0	0	0	0	0	0	0	0	**0**	
1999	0	0	0	0	0	0	0	0	0	0	0	0	**0**	
2000	0	0	0	0	0	0	0	0	0	0	0	0	**0**	
2001	0	0	0	0	0	0	0	0	0	0	0	0	**0**	
2002	0	0	0	0	0	0	0	0	0	0	0	0	**0**	
2003	0	0	0	0	0	0	0	0	0	0	0	0	**0**	
2004	0	0	0	0	0	0	0	0	0	0	0	0	**0**	
2005	0	0	0	0	0	0	0	0	0	0	0	0	**0**	
2006	860,640	0	247,434	0	104,891	4,034	12,103	0	0	225,915	0	59,909	**1,514,925**	21 13
2007	1,011,252	0	263,571	0	51,101	20,171	47,066	5,043	34,529	147,247	0	39,334	**1,619,314**	24 53
2008	1,172,622	0	317,361	76,651	45,722	90,771	49,756	6,051	20,142	194,315	0	13,918	**1,987,309**	24 10
2009	1,699,764	0	543,279	314,672	40,343	48,411	76,651	8,069	0	155,991	0	18,154	**2,905,332**	31 90
2010	2,044,020	80,685	543,279	1,617,734	104,891	201,713	86,064	7,060	0	189,610	0	3,026	**4,878,081**	30 36
2011	731,544	0	145,233	1,347,440	5,379	131,113	91,443	6,051	0	236,004	0	0	**2,694,207**	21 75
2012	258,192	0	32,274	1,149,761	2,690	52,445	34,964	6,051	0	253,485	2,601	0	**1,792,463**	17 65
2013	107,580	0	0	661,617	2,690	26,223	21,516	9,077	0	94,805	0	0	**923,507**	19 40
2014	0	0	0	0	0	0	0	0	0	0	0	0	**0**	
2015	0	0	0	0	0	0	0	0	0	0	0	0	**0**	
2016	0	0	0	0	0	0	0	0	0	0	0	0	**0**	
2017	0	0	0	0	0	0	0	0	0	0	0	0	**0**	
2018	0	0	0	0	0	0	0	0	0	0	0	0	**0**	
2019	0	0	0	0	0	0	0	0	0	0	0	0	**0**	
Total	**7,885,614**	**80,685**	**2,092,431**	**5,167,874**	**357,704**	**574,881**	**419,562**	**47,402**	**54,671**	**1,497,372**	**2,601**	**134,341**	**18,315,138**	24 59

Data source: ARCOS (2006-2014) and Defendant Distribution Data (Walgreens 1/2006 - 3/2014)

Walgreens # 04231 (7/1998 to 12/2017)
DEA: BW5742867
2690 Mission St
San Francisco, CA 94110

Walgreen Co Oxycodone Shipments to Walgreens # 04231, by Strength
(Total Drug Base Weight in Milligram)

Strength Year\	80	60	40	30	20	15	10	7.5	5.35	5	4.8355	Other	Total	Avg. Str
1996	0	0	0	0	0	0	0	0	0	0	0	0	**0**	
1997	0	0	0	0	0	0	0	0	0	0	0	0	**0**	
1998	0	0	0	0	0	0	0	0	0	0	0	0	**0**	
1999	0	0	0	0	0	0	0	0	0	0	0	0	**0**	
2000	0	0	0	0	0	0	0	0	0	0	0	0	**0**	
2001	0	0	0	0	0	0	0	0	0	0	0	0	**0**	
2002	0	0	0	0	0	0	0	0	0	0	0	0	**0**	
2003	0	0	0	0	0	0	0	0	0	0	0	0	**0**	
2004	0	0	0	0	0	0	0	0	0	0	0	0	**0**	
2005	0	0	0	0	0	0	0	0	0	0	0	0	**0**	
2006	573,760	0	164,956	0	69,927	2,690	8,069	0	0	150,610	0	39,939	**1,009,950**	21 13
2007	674,168	0	175,714	0	34,067	13,448	31,378	3,362	23,020	98,165	0	26,223	**1,079,543**	24 53
2008	781,748	0	211,574	51,101	30,481	60,514	33,171	4,034	13,428	129,544	0	9,279	**1,324,872**	24 10
2009	1,133,176	0	362,186	209,781	26,895	32,274	51,101	5,379	0	103,994	0	12,103	**1,936,888**	31 90
2010	1,362,680	53,790	362,186	1,078,490	69,927	134,475	57,376	4,707	0	126,407	0	2,017	**3,252,054**	30 36
2011	487,696	0	96,822	898,293	3,586	87,409	60,962	4,034	0	157,336	0	0	**1,796,138**	21 75
2012	172,128	0	21,516	766,508	1,793	34,964	23,309	4,034	0	168,990	1,734	0	**1,194,976**	17 65
2013	71,720	0	0	441,078	1,793	17,482	14,344	6,051	0	63,203	0	0	**615,671**	19 40
2014	0	0	0	0	0	0	0	0	0	0	0	0	**0**	
2015	0	0	0	0	0	0	0	0	0	0	0	0	**0**	
2016	0	0	0	0	0	0	0	0	0	0	0	0	**0**	
2017	0	0	0	0	0	0	0	0	0	0	0	0	**0**	
2018	0	0	0	0	0	0	0	0	0	0	0	0	**0**	
2019	0	0	0	0	0	0	0	0	0	0	0	0	**0**	
Total	**5,257,076**	**53,790**	**1,394,954**	**3,445,250**	**238,469**	**383,254**	**279,708**	**31,602**	**36,448**	**998,248**	**1,734**	**89,560**	**12,210,092**	24 59

Data source: ARCOS (2006-2014) and Defendant Distribution Data (Walgreens 1/2006 - 3/2014)

Walgreens # 04231 (7/1998 to 12/2017)
DEA: BW5742867
2690 Mission St
San Francisco, CA 94110

Walgreen Co Hydrocodone Shipments to Walgreens # 04231

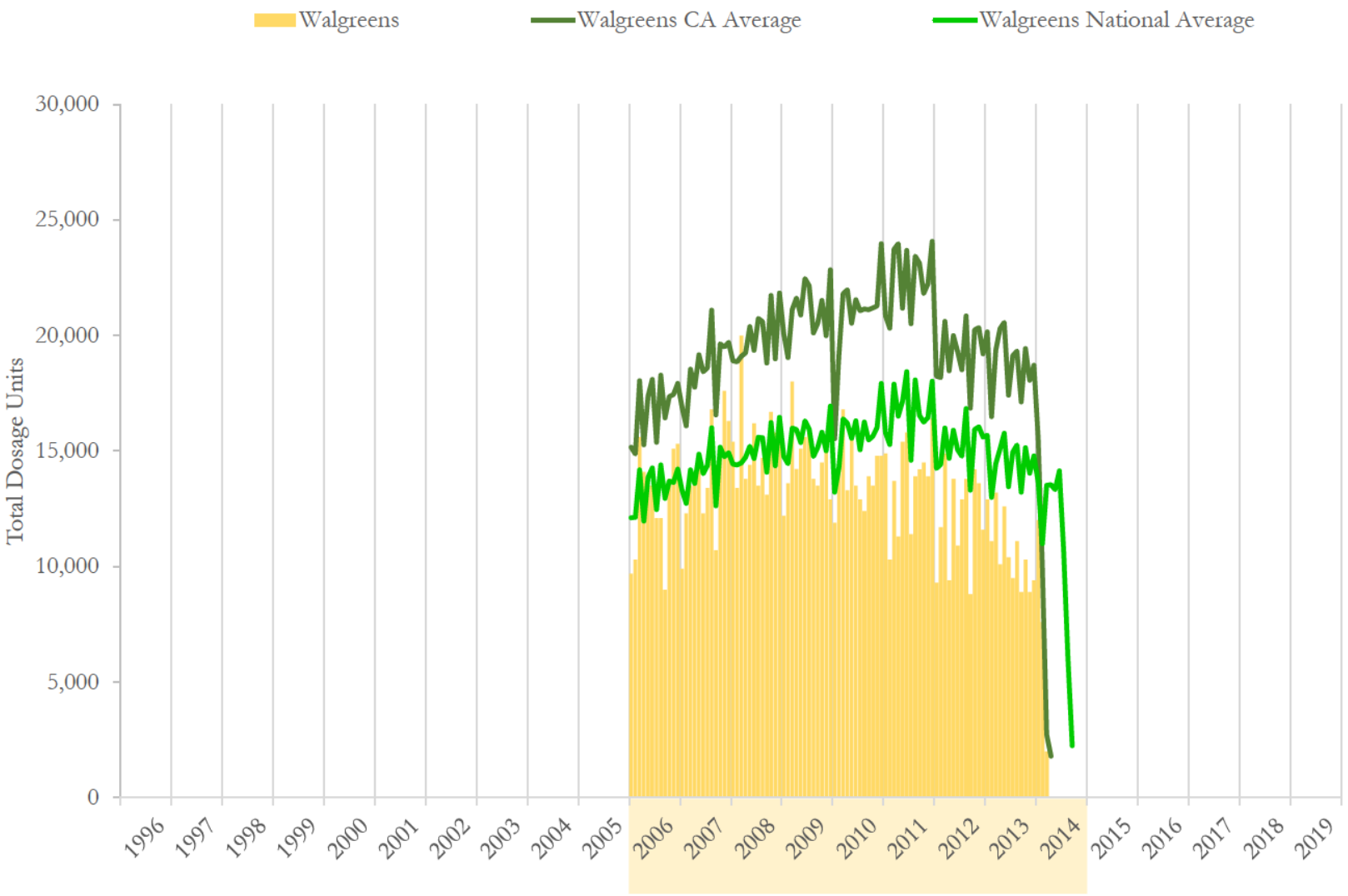

National and state averages reflect hydrocodone shipped from Walgreen Co to all active pharmacies each month.
Data source: ARCOS (2006-2014) and Defendant Distribution Data (Walgreens 1/2006 - 3/2014)

Walgreens # 04231 (7/1998 to 12/2017)
DEA: BW5742867
2690 Mission St
San Francisco, CA 94110

Walgreen Co Hydrocodone Shipments to Walgreens # 04231

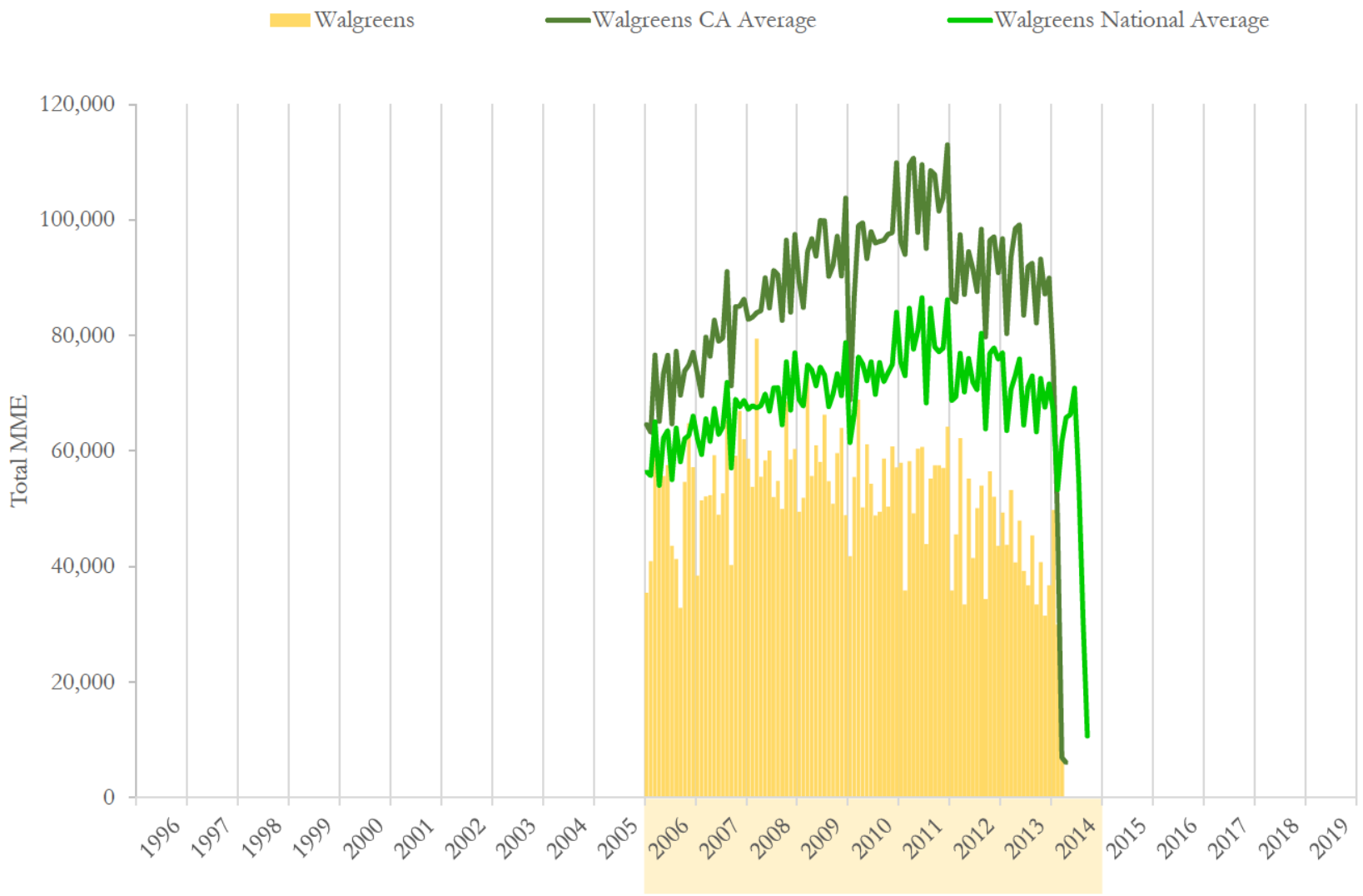

National and state averages reflect hydrocodone shipped from Walgreen Co to all active pharmacies each month.
Data source: ARCOS (2006-2014) and Defendant Distribution Data (Walgreens 1/2006 - 3/2014)

Walgreens # 04231 (7/1998 to 12/2017)
DEA: BW5742867
2690 Mission St
San Francisco, CA 94110

Walgreen Co Hydrocodone Shipments to Walgreens # 04231

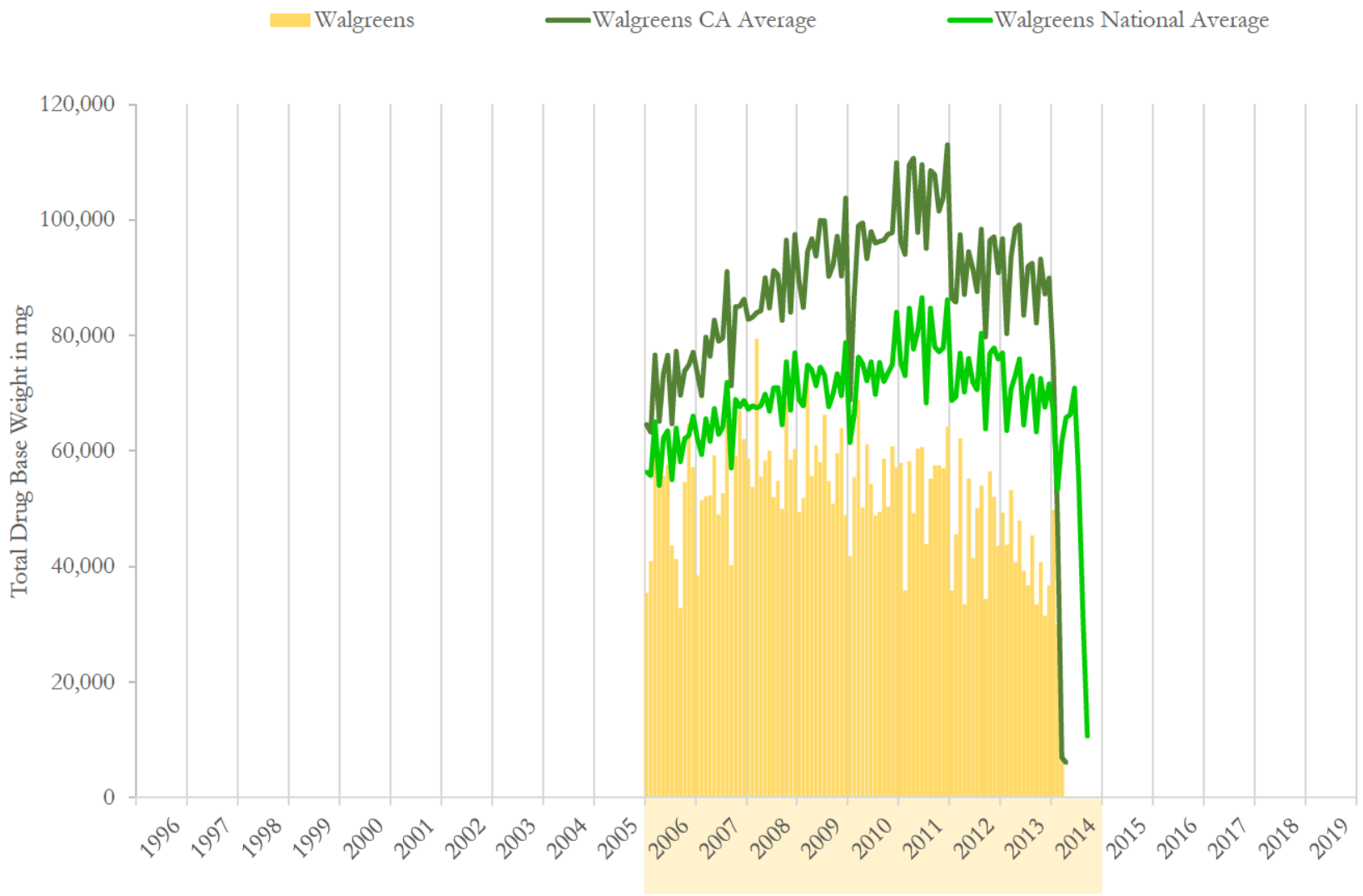

National and state averages reflect hydrocodone shipped from Walgreen Co to all active pharmacies each month.
Data source: ARCOS (2006-2014) and Defendant Distribution Data (Walgreens 1/2006 - 3/2014)

Walgreens # 04231 (7/1998 to 12/2017)
DEA: BW5742867
2690 Mission St
San Francisco, CA 94110

Walgreen Co Hydrocodone Shipments to Walgreens # 04231

	Dosage Units		MME		Drug Base Weight in mg	
Date	Walgreens	% Change	Walgreens	% Change	Walgreens	% Change
01/2006	9,700	n/a	35,416	n/a	35,416	n/a
02/2006	10,300	6.2%	40,967	15.7%	40,967	15.7%
03/2006	15,600	51.5%	62,786	53.3%	62,786	53.3%
04/2006	14,100	-9.6%	56,135	-10.6%	56,135	-10.6%
05/2006	13,500	-4.3%	55,664	-0.8%	55,664	-0.8%
06/2006	13,500	0.0%	57,558	3.4%	57,558	3.4%
07/2006	12,100	-10.4%	43,589	-24.3%	43,589	-24.3%
08/2006	12,100	0.0%	41,294	-5.3%	41,294	-5.3%
09/2006	9,000	-25.6%	32,819	-20.5%	32,819	-20.5%
10/2006	13,800	53.3%	54,605	66.4%	54,605	66.4%
11/2006	15,100	9.4%	64,778	18.6%	64,778	18.6%
12/2006	15,300	1.3%	57,194	-11.7%	57,194	-11.7%
01/2007	9,900	-35.3%	38,410	-32.8%	38,410	-32.8%
02/2007	12,300	24.2%	51,427	33.9%	51,427	33.9%
03/2007	13,500	9.8%	52,118	1.3%	52,118	1.3%
04/2007	14,000	3.7%	52,351	0.4%	52,351	0.4%
05/2007	14,700	5.0%	59,280	13.2%	59,280	13.2%
06/2007	12,300	-16.3%	48,989	-17.4%	48,989	-17.4%
07/2007	13,400	8.9%	52,629	7.4%	52,629	7.4%
08/2007	16,800	25.4%	65,367	24.2%	65,367	24.2%
09/2007	10,700	-36.3%	40,251	-38.4%	40,251	-38.4%
10/2007	15,200	42.1%	59,162	47.0%	59,162	47.0%
11/2007	17,600	15.8%	66,975	13.2%	66,975	13.2%
12/2007	16,300	-7.4%	62,021	-7.4%	62,021	-7.4%

Data source: ARCOS (2006-2014) and Defendant Distribution Data (Walgreens 1/2006 - 3/2014)

Walgreens # 04231 (7/1998 to 12/2017)
DEA: BW5742867
2690 Mission St
San Francisco, CA 94110

Walgreen Co Hydrocodone Shipments to Walgreens # 04231

	Dosage Units		MME		Drug Base Weight in mg	
Date	Walgreens	% Change	Walgreens	% Change	Walgreens	% Change
01/2008	15,400	-5.5%	58,675	-5.4%	58,675	-5.4%
02/2008	13,400	-13.0%	53,799	-8.3%	53,799	-8.3%
03/2008	20,000	49.3%	79,426	47.6%	79,426	47.6%
04/2008	13,800	-31.0%	55,513	-30.1%	55,513	-30.1%
05/2008	14,400	4.3%	58,388	5.2%	58,388	5.2%
06/2008	16,200	12.5%	60,070	2.9%	60,070	2.9%
07/2008	13,500	-16.7%	52,032	-13.4%	52,032	-13.4%
08/2008	14,700	8.9%	54,772	5.3%	54,772	5.3%
09/2008	13,100	-10.9%	49,946	-8.8%	49,946	-8.8%
10/2008	16,700	27.5%	68,545	37.2%	68,545	37.2%
11/2008	15,800	-5.4%	58,540	-14.6%	58,540	-14.6%
12/2008	15,700	-0.6%	60,348	3.1%	60,348	3.1%
01/2009	12,200	-22.3%	49,475	-18.0%	49,475	-18.0%
02/2009	13,600	11.5%	51,905	4.9%	51,905	4.9%
03/2009	18,000	32.4%	72,853	40.4%	72,853	40.4%
04/2009	14,220	-21.0%	55,667	-23.6%	55,667	-23.6%
05/2009	15,100	6.2%	60,970	9.5%	60,970	9.5%
06/2009	15,600	3.3%	58,102	-4.7%	58,102	-4.7%
07/2009	15,900	1.9%	66,275	14.1%	66,275	14.1%
08/2009	13,800	-13.2%	54,756	-17.4%	54,756	-17.4%
09/2009	13,500	-2.2%	50,854	-7.1%	50,854	-7.1%
10/2009	14,500	7.4%	59,632	17.3%	59,632	17.3%
11/2009	15,300	5.5%	63,997	7.3%	63,997	7.3%
12/2009	12,900	-15.7%	48,886	-23.6%	48,886	-23.6%

Data source: ARCOS (2006-2014) and Defendant Distribution Data (Walgreens 1/2006 - 3/2014)

Walgreens # 04231 (7/1998 to 12/2017)
DEA: BW5742867
2690 Mission St
San Francisco, CA 94110

Walgreen Co Hydrocodone Shipments to Walgreens # 04231

	Dosage Units		MME		Drug Base Weight in mg	
Date	Walgreens	% Change	Walgreens	% Change	Walgreens	% Change
01/2010	11,900	-7.8%	41,764	-14.6%	41,764	-14.6%
02/2010	14,300	20.2%	55,480	32.8%	55,480	32.8%
03/2010	16,800	17.5%	68,848	24.1%	68,848	24.1%
04/2010	13,300	-20.8%	50,199	-27.1%	50,199	-27.1%
05/2010	15,800	18.8%	61,137	21.8%	61,137	21.8%
06/2010	13,500	-14.6%	54,335	-11.1%	54,335	-11.1%
07/2010	12,900	-4.4%	48,854	-10.1%	48,854	-10.1%
08/2010	12,400	-3.9%	49,475	1.3%	49,475	1.3%
09/2010	13,900	12.1%	58,691	18.6%	58,691	18.6%
10/2010	13,500	-2.9%	50,367	-14.2%	50,367	-14.2%
11/2010	14,800	9.6%	60,794	20.7%	60,794	20.7%
12/2010	14,800	0.0%	57,162	-6.0%	57,162	-6.0%
01/2011	14,900	0.7%	57,926	1.3%	57,926	1.3%
02/2011	10,300	-30.9%	35,870	-38.1%	35,870	-38.1%
03/2011	13,700	33.0%	58,245	62.4%	58,245	62.4%
04/2011	11,300	-17.5%	49,164	-15.6%	49,164	-15.6%
05/2011	15,400	36.3%	60,389	22.8%	60,389	22.8%
06/2011	15,800	2.6%	60,683	0.5%	60,683	0.5%
07/2011	11,400	-27.8%	43,883	-27.7%	43,883	-27.7%
08/2011	13,900	21.9%	55,227	25.8%	55,227	25.8%
09/2011	14,200	2.2%	57,513	4.1%	57,513	4.1%
10/2011	14,500	2.1%	57,489	0.0%	57,489	0.0%
11/2011	13,900	-4.1%	57,059	-0.7%	57,059	-0.7%
12/2011	16,400	18.0%	64,172	12.5%	64,172	12.5%

Data source: ARCOS (2006-2014) and Defendant Distribution Data (Walgreens 1/2006 - 3/2014)

Walgreens # 04231 (7/1998 to 12/2017)
DEA: BW5742867
2690 Mission St
San Francisco, CA 94110

Walgreen Co Hydrocodone Shipments to Walgreens # 04231

	Dosage Units		MME		Drug Base Weight in mg	
Date	Walgreens	% Change	Walgreens	% Change	Walgreens	% Change
01/2012	9,300	-43.3%	35,870	-44.1%	35,870	-44.1%
02/2012	11,700	25.8%	45,548	27.0%	45,548	27.0%
03/2012	14,900	27.4%	62,197	36.6%	62,197	36.6%
04/2012	9,400	-36.9%	33,440	-46.2%	33,440	-46.2%
05/2012	13,800	46.8%	55,235	65.2%	55,235	65.2%
06/2012	10,900	-21.0%	41,470	-24.9%	41,470	-24.9%
07/2012	12,900	18.3%	50,081	20.8%	50,081	20.8%
08/2012	13,800	7.0%	54,032	7.9%	54,032	7.9%
09/2012	8,800	-36.2%	34,356	-36.4%	34,356	-36.4%
10/2012	14,200	61.4%	56,454	64.3%	56,454	64.3%
11/2012	13,600	-4.2%	52,064	-7.8%	52,064	-7.8%
12/2012	11,600	-14.7%	43,589	-16.3%	43,589	-16.3%
01/2013	12,900	11.2%	49,332	13.2%	49,332	13.2%
02/2013	11,100	-14.0%	43,732	-11.4%	43,732	-11.4%
03/2013	13,200	18.9%	53,259	21.8%	53,259	21.8%
04/2013	10,100	-23.5%	40,705	-23.6%	40,705	-23.6%
05/2013	12,600	24.8%	47,954	17.8%	47,954	17.8%
06/2013	10,400	-17.5%	39,200	-18.3%	39,200	-18.3%
07/2013	9,500	-8.7%	36,762	-6.2%	36,762	-6.2%
08/2013	11,100	16.8%	45,405	23.5%	45,405	23.5%
09/2013	8,900	-19.8%	33,448	-26.3%	33,448	-26.3%
10/2013	10,300	15.7%	40,713	21.7%	40,713	21.7%
11/2013	8,900	-13.6%	31,481	-22.7%	31,481	-22.7%
12/2013	9,400	5.6%	36,778	16.8%	36,778	16.8%

Data source: ARCOS (2006-2014) and Defendant Distribution Data (Walgreens 1/2006 - 3/2014)

Walgreen Co Hydrocodone Shipments to Walgreens # 04231

	Dosage Units		MME		Drug Base Weight in mg	
Date	Walgreens	% Change	Walgreens	% Change	Walgreens	% Change
01/2014	12,000	27.7%	49,794	35.4%	49,794	35.4%
02/2014	7,600	-36.7%	29,951	-39.9%	29,951	-39.9%
03/2014	2,000	-73.7%	7,711	-74.3%	7,711	-74.3%
04/2014	0	-100.0%	0	-100.0%	0	-100.0%
05/2014	0	n/a	0	n/a	0	n/a
06/2014	0	n/a	0	n/a	0	n/a
07/2014	0	n/a	0	n/a	0	n/a
08/2014	0	n/a	0	n/a	0	n/a
09/2014	0	n/a	0	n/a	0	n/a
10/2014	0	n/a	0	n/a	0	n/a
11/2014	0	n/a	0	n/a	0	n/a
12/2014	0	n/a	0	n/a	0	n/a
01/2015	0	n/a	0	n/a	0	n/a
02/2015	0	n/a	0	n/a	0	n/a
03/2015	0	n/a	0	n/a	0	n/a
04/2015	0	n/a	0	n/a	0	n/a
05/2015	0	n/a	0	n/a	0	n/a
06/2015	0	n/a	0	n/a	0	n/a
07/2015	0	n/a	0	n/a	0	n/a
08/2015	0	n/a	0	n/a	0	n/a
09/2015	0	n/a	0	n/a	0	n/a
10/2015	0	n/a	0	n/a	0	n/a
11/2015	0	n/a	0	n/a	0	n/a
12/2015	0	n/a	0	n/a	0	n/a

Data source: ARCOS (2006-2014) and Defendant Distribution Data (Walgreens 1/2006 - 3/2014)

Walgreen Co Hydrocodone Shipments to Walgreens # 04231

	Dosage Units		MME		Drug Base Weight in mg	
Date	Walgreens	% Change	Walgreens	% Change	Walgreens	% Change
1996	0		0		0	
1997	0	n/a	0	n/a	0	n/a
1998	0	n/a	0	n/a	0	n/a
1999	0	n/a	0	n/a	0	n/a
2000	0	n/a	0	n/a	0	n/a
2001	0	n/a	0	n/a	0	n/a
2002	0	n/a	0	n/a	0	n/a
2003	0	n/a	0	n/a	0	n/a
2004	0	n/a	0	n/a	0	n/a
2005	0	n/a	0	n/a	0	n/a
2006	154,100	n/a	602,804	n/a	602,804	n/a
2007	166,700	8.2%	648,979	7.7%	648,979	7.7%
2008	182,700	9.6%	710,054	9.4%	710,054	9.4%
2009	174,620	-4.4%	693,371	-2.3%	693,371	-2.3%
2010	167,900	-3.8%	657,107	-5.2%	657,107	-5.2%
2011	165,700	-1.3%	657,621	0.1%	657,621	0.1%
2012	144,900	-12.6%	564,335	-14.2%	564,335	-14.2%
2013	128,400	-11.4%	498,768	-11.6%	498,768	-11.6%
2014	21,600	-83.2%	87,456	-82.5%	87,456	-82.5%
2015	0	-100.0%	0	-100.0%	0	-100.0%
2016	0	n/a	0	n/a	0	n/a
2017	0	n/a	0	n/a	0	n/a
2018	0	n/a	0	n/a	0	n/a
2019	0	n/a	0	n/a	0	n/a
Total	**1,306,620**		**5,120,497**		**5,120,497**	

Data source: ARCOS (2006-2014) and Defendant Distribution Data (Walgreens 1/2006 - 3/2014)

Walgreens # 04231 (7/1998 to 12/2017)
DEA: BW5742867
2690 Mission St
San Francisco, CA 94110

Walgreen Co Hydrocodone Shipments to Walgreens # 04231, by Strength

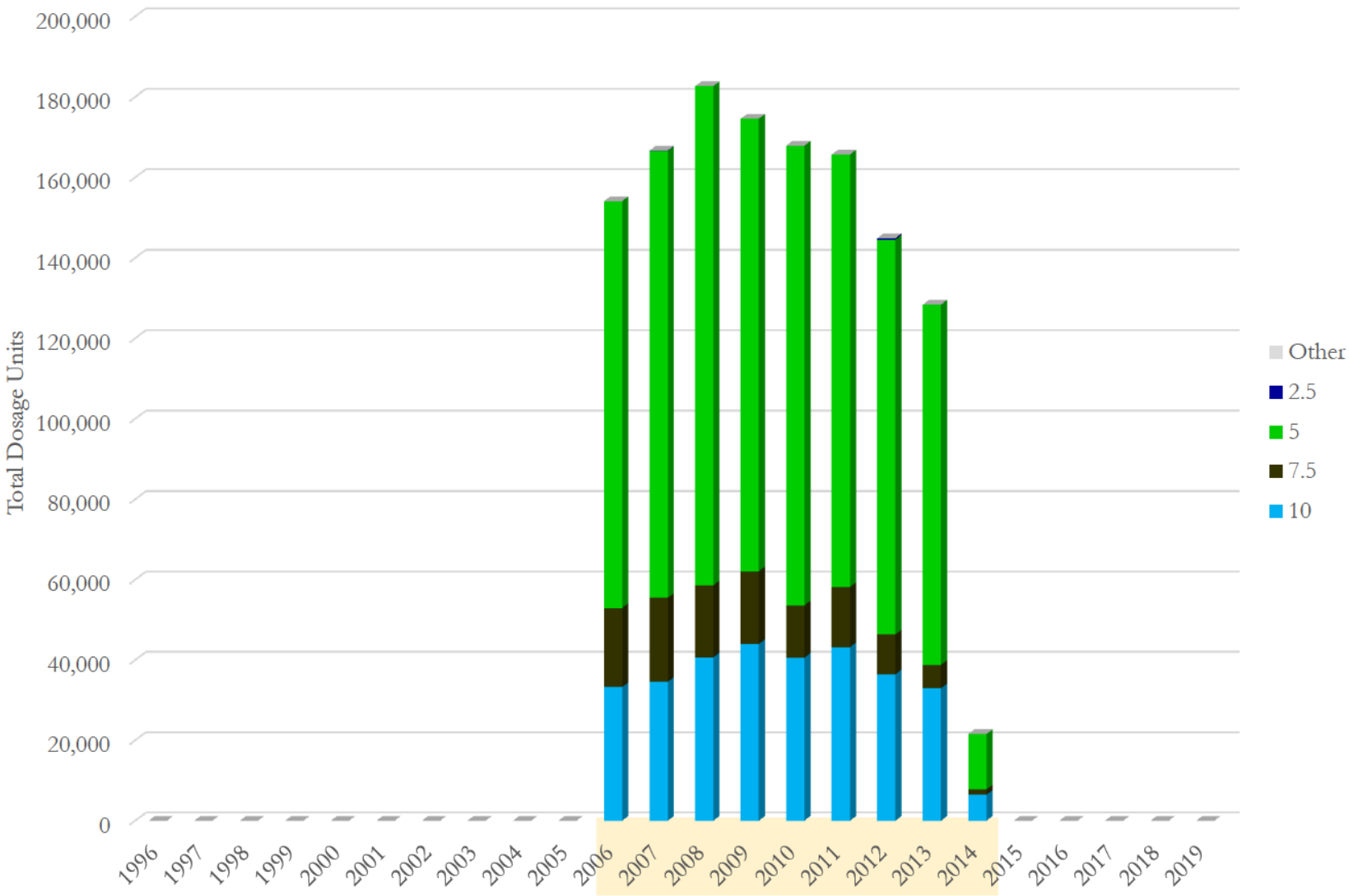

Data source: ARCOS (2006-2014) and Defendant Distribution Data (Walgreens 1/2006 - 3/2014)

Walgreens # 04231 (7/1998 to 12/2017)
DEA: BW5742867
2690 Mission St
San Francisco, CA 94110

Walgreen Co Hydrocodone Shipments to Walgreens # 04231, by Strength

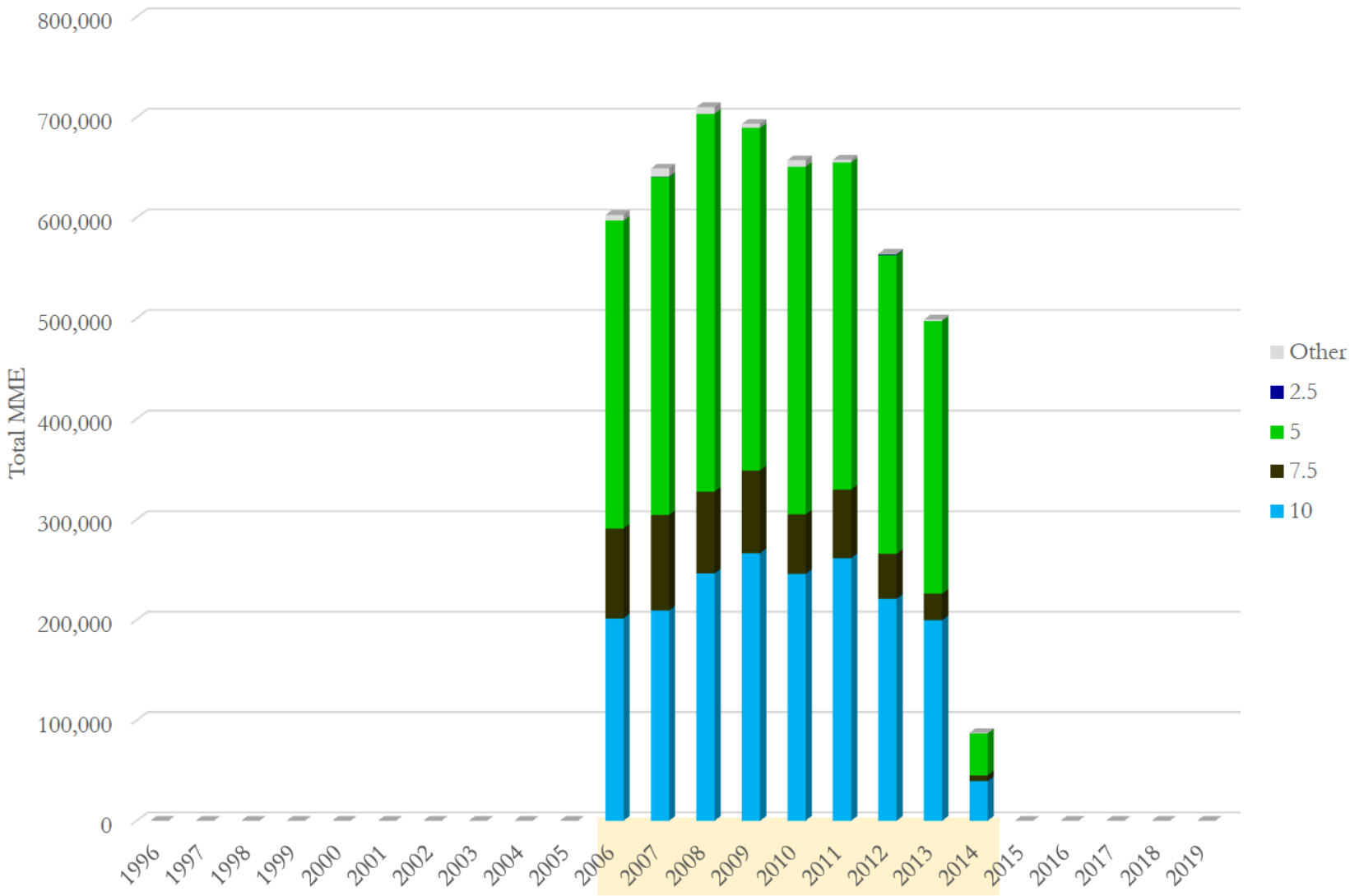

Data source: ARCOS (2006-2014) and Defendant Distribution Data (Walgreens 1/2006 - 3/2014)

Walgreens # 04231 (7/1998 to 12/2017)
DEA: BW5742867
2690 Mission St
San Francisco, CA 94110

Walgreen Co Hydrocodone Shipments to Walgreens # 04231, by Strength

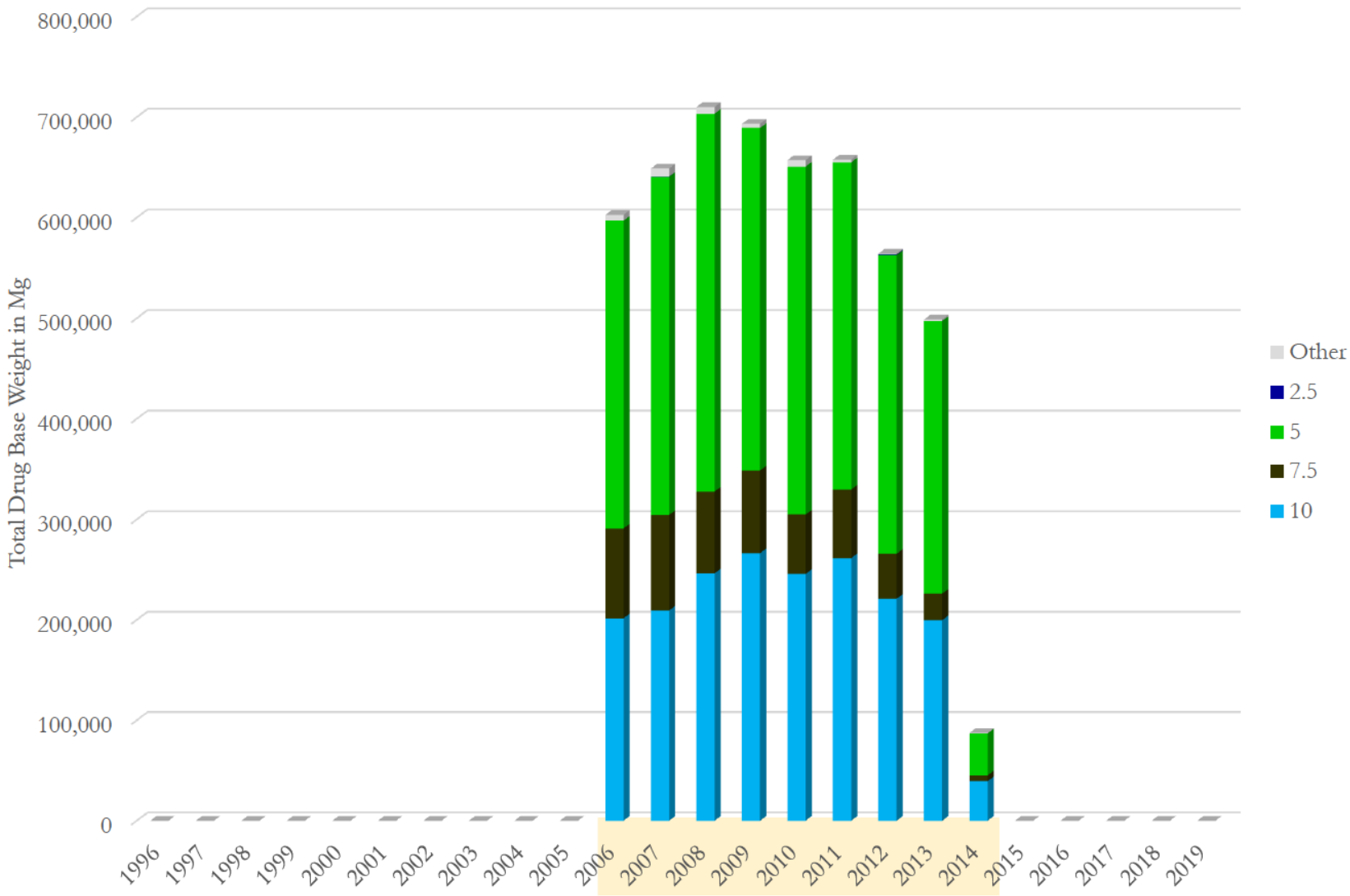

Data source: ARCOS (2006-2014) and Defendant Distribution Data (Walgreens 1/2006 - 3/2014)

Walgreens # 04231 (7/1998 to 12/2017)
DEA: BW5742867
2690 Mission St
San Francisco, CA 94110

Walgreen Co Hydrocodone Shipments to Walgreens # 04231, by Strength
(Total Dosage Units)

Strength Year\	10	7.5	5	2.5	Other	Total	Avg. Str
1996	0	0	0	0	0	**0**	
1997	0	0	0	0	0	**0**	
1998	0	0	0	0	0	**0**	
1999	0	0	0	0	0	**0**	
2000	0	0	0	0	0	**0**	
2001	0	0	0	0	0	**0**	
2002	0	0	0	0	0	**0**	
2003	0	0	0	0	0	**0**	
2004	0	0	0	0	0	**0**	
2005	0	0	0	0	0	**0**	
2006	33,300	19,700	101,100	0	0	**154,100**	6.40
2007	34,600	20,900	111,100	100	0	**166,700**	6.35
2008	40,700	17,900	124,100	0	0	**182,700**	6.36
2009	44,020	18,100	112,500	0	0	**174,620**	6.52
2010	40,600	13,000	114,300	0	0	**167,900**	6.40
2011	43,200	15,000	107,500	0	0	**165,700**	6.53
2012	36,500	9,900	98,100	400	0	**144,900**	6.42
2013	33,000	5,800	89,600	0	0	**128,400**	6.40
2014	6,500	1,300	13,800	0	0	**21,600**	6.66
2015	0	0	0	0	0	**0**	
2016	0	0	0	0	0	**0**	
2017	0	0	0	0	0	**0**	
2018	0	0	0	0	0	**0**	
2019	0	0	0	0	0	**0**	
Total	**312,420**	**121,600**	**872,100**	**500**	**0**	**1,306,620**	6.43

Data source: ARCOS (2006-2014) and Defendant Distribution Data (Walgreens 1/2006 - 3/2014)

Walgreens # 04231 (7/1998 to 12/2017)
DEA: BW5742867
2690 Mission St
San Francisco, CA 94110

Walgreen Co Hydrocodone Shipments to Walgreens # 04231, by Strength (Total MME)

Strength Year\	10	7.5	5	2.5	Other	Total	Avg. Str
1996	0	0	0	0	0	**0**	
1997	0	0	0	0	0	**0**	
1998	0	0	0	0	0	**0**	
1999	0	0	0	0	0	**0**	
2000	0	0	0	0	0	**0**	
2001	0	0	0	0	0	**0**	
2002	0	0	0	0	0	**0**	
2003	0	0	0	0	0	**0**	
2004	0	0	0	0	0	**0**	
2005	0	0	0	0	0	**0**	
2006	201,598	89,448	306,030	0	5,729	**602,804**	6.40
2007	209,468	94,896	336,300	151	8,163	**648,979**	6.35
2008	246,398	81,275	375,651	0	6,731	**710,054**	6.36
2009	266,497	82,183	340,538	0	4,154	**693,371**	6.52
2010	245,792	59,027	345,986	0	6,302	**657,107**	6.40
2011	261,533	68,108	325,403	0	2,578	**657,621**	6.53
2012	220,971	44,951	296,949	605	859	**564,335**	6.42
2013	199,782	26,335	271,219	0	1,432	**498,768**	6.40
2014	39,351	5,903	41,773	0	430	**87,456**	6.66
2015	0	0	0	0	0	**0**	
2016	0	0	0	0	0	**0**	
2017	0	0	0	0	0	**0**	
2018	0	0	0	0	0	**0**	
2019	0	0	0	0	0	**0**	
Total	**1,891,391**	**552,125**	**2,639,847**	**757**	**36,378**	**5,120,497**	6.43

Data source: ARCOS (2006-2014) and Defendant Distribution Data (Walgreens 1/2006 - 3/2014)

Walgreens # 04231 (7/1998 to 12/2017)
DEA: BW5742867
2690 Mission St
San Francisco, CA 94110

Walgreen Co Hydrocodone Shipments to Walgreens # 04231, by Strength
(Total Drug Base Weight in Milligram)

Strength Year\	10	7.5	5	2.5	Other	Total	Avg. Str
1996	0	0	0	0	0	**0**	
1997	0	0	0	0	0	**0**	
1998	0	0	0	0	0	**0**	
1999	0	0	0	0	0	**0**	
2000	0	0	0	0	0	**0**	
2001	0	0	0	0	0	**0**	
2002	0	0	0	0	0	**0**	
2003	0	0	0	0	0	**0**	
2004	0	0	0	0	0	**0**	
2005	0	0	0	0	0	**0**	
2006	201,598	89,448	306,030	0	5,729	**602,804**	6.40
2007	209,468	94,896	336,300	151	8,163	**648,979**	6.35
2008	246,398	81,275	375,651	0	6,731	**710,054**	6.36
2009	266,497	82,183	340,538	0	4,154	**693,371**	6.52
2010	245,792	59,027	345,986	0	6,302	**657,107**	6.40
2011	261,533	68,108	325,403	0	2,578	**657,621**	6.53
2012	220,971	44,951	296,949	605	859	**564,335**	6.42
2013	199,782	26,335	271,219	0	1,432	**498,768**	6.40
2014	39,351	5,903	41,773	0	430	**87,456**	6.66
2015	0	0	0	0	0	**0**	
2016	0	0	0	0	0	**0**	
2017	0	0	0	0	0	**0**	
2018	0	0	0	0	0	**0**	
2019	0	0	0	0	0	**0**	
Total	**1,891,391**	**552,125**	**2,639,847**	**757**	**36,378**	**5,120,497**	6.43

Data source: ARCOS (2006-2014) and Defendant Distribution Data (Walgreens 1/2006 - 3/2014)

Walgreens # 05487 (8/2000 to 6/2018)
DEA: BW6707472
5300 3rd Street
San Francisco, CA 94124

Walgreen Co Oxycodone Shipments to Walgreens # 05487

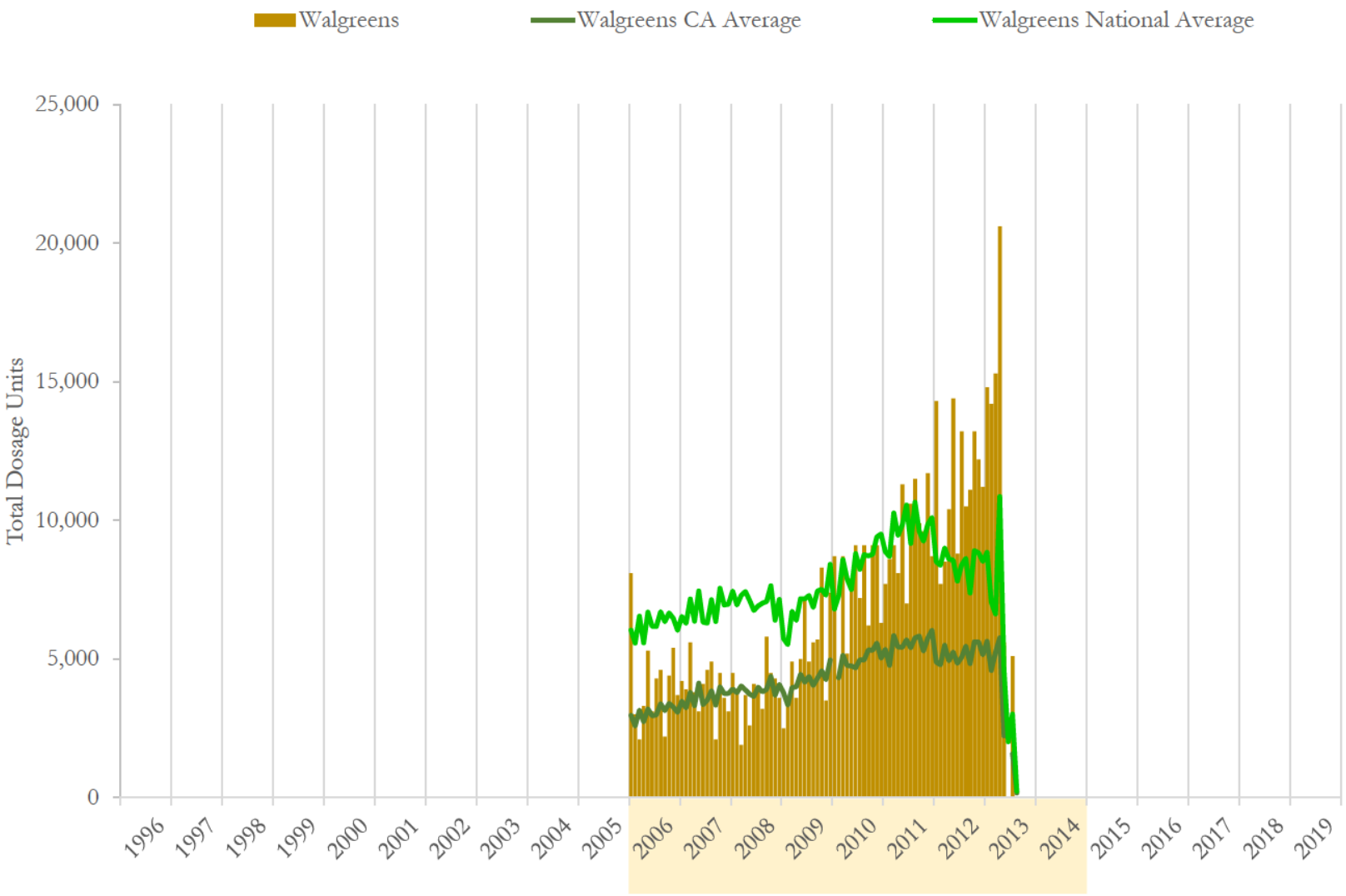

National and state averages reflect oxycodone shipped from Walgreen Co to all active pharmacies each month.
Data source: ARCOS (2006-2014) and Defendant Distribution Data (Walgreens 1/2006 - 3/2014)

Walgreens # 05487 (8/2000 to 6/2018)
DEA: BW6707472
5300 3rd Street
San Francisco, CA 94124

Walgreen Co Oxycodone Shipments to Walgreens # 05487

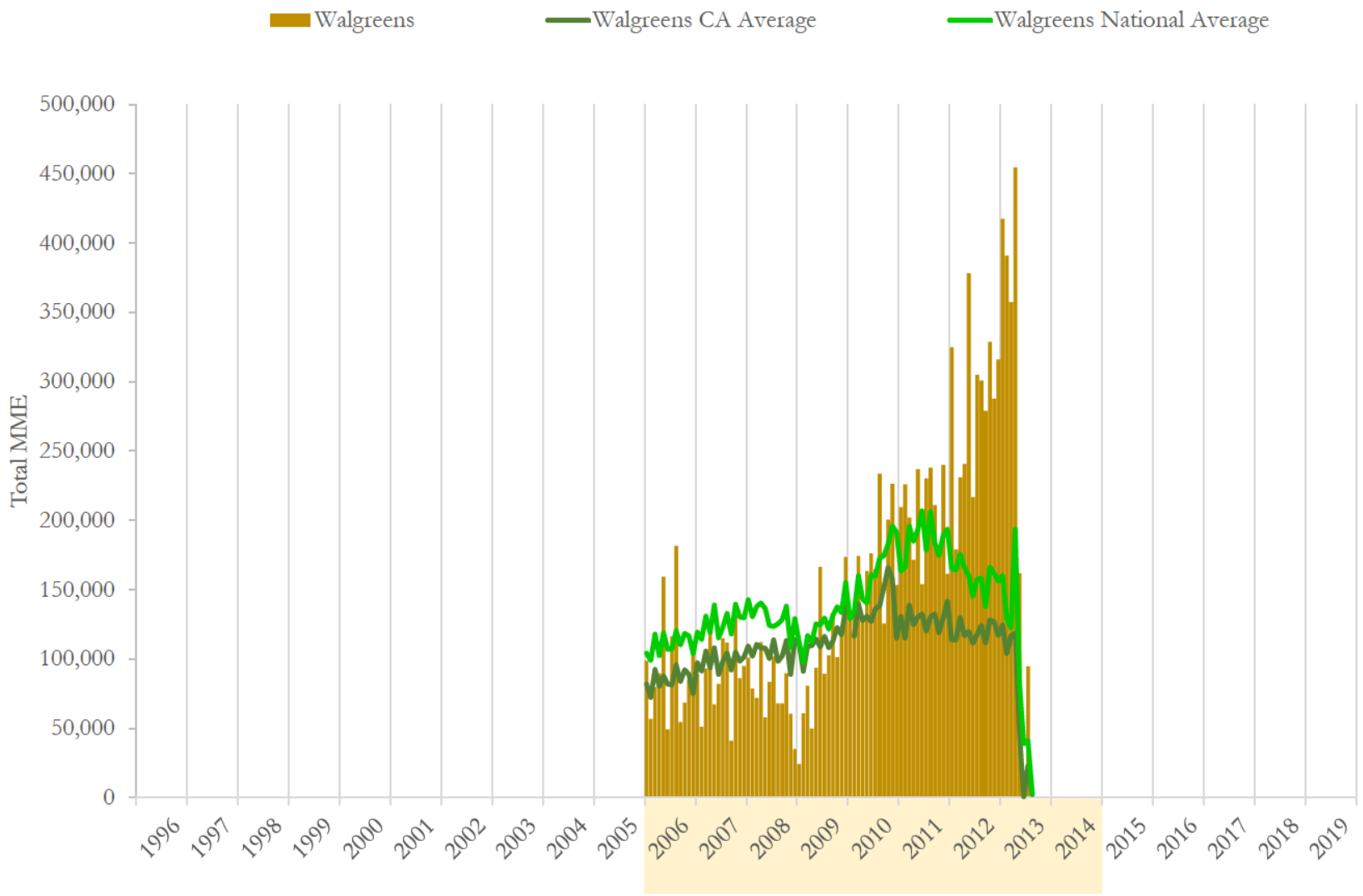

National and state averages reflect oxycodone shipped from Walgreen Co to all active pharmacies each month.
Data source: ARCOS (2006-2014) and Defendant Distribution Data (Walgreens 1/2006 - 3/2014)

Walgreens # 05487 (8/2000 to 6/2018)
DEA: BW6707472
5300 3rd Street
San Francisco, CA 94124

Walgreen Co Oxycodone Shipments to Walgreens # 05487

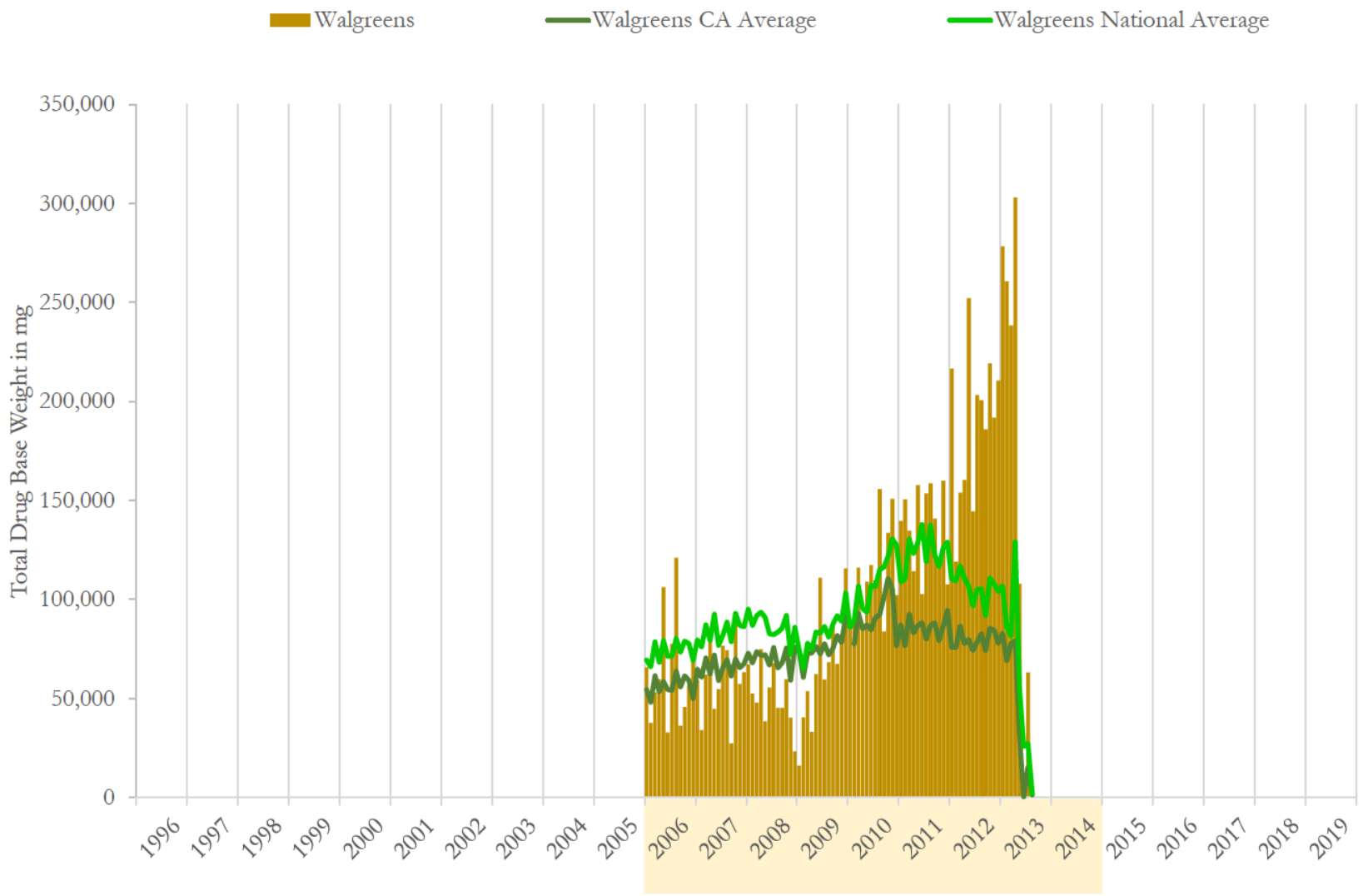

National and state averages reflect oxycodone shipped from Walgreen Co to all active pharmacies each month.
Data source: ARCOS (2006-2014) and Defendant Distribution Data (Walgreens 1/2006 - 3/2014)

Walgreens # 05487 (8/2000 to 6/2018)
DEA: BW6707472
5300 3rd Street
San Francisco, CA 94124

Walgreen Co Oxycodone Shipments to Walgreens # 05487

	Dosage Units		MME		Drug Base Weight in mg	
Date	Walgreens	% Change	Walgreens	% Change	Walgreens	% Change
01/2006	8,100	n/a	98,772	n/a	65,848	n/a
02/2006	3,000	-63.0%	56,681	-42.6%	37,787	-42.6%
03/2006	2,100	-30.0%	79,676	40.6%	53,118	40.6%
04/2006	3,300	57.1%	89,762	12.7%	59,841	12.7%
05/2006	5,300	60.6%	159,285	77.5%	106,190	77.5%
06/2006	3,100	-41.5%	49,352	-69.0%	32,902	-69.0%
07/2006	4,300	38.7%	116,321	135.7%	77,547	135.7%
08/2006	4,600	7.0%	181,541	56.1%	121,028	56.1%
09/2006	2,200	-52.2%	54,462	-70.0%	36,308	-70.0%
10/2006	4,400	100.0%	68,582	25.9%	45,721	25.9%
11/2006	5,400	22.7%	84,719	23.5%	56,480	23.5%
12/2006	3,700	-31.5%	111,479	31.6%	74,319	31.6%
01/2007	4,200	13.5%	88,753	-20.4%	59,169	-20.4%
02/2007	3,900	-7.1%	51,101	-42.4%	34,067	-42.4%
03/2007	5,600	43.6%	93,023	82.0%	62,015	82.0%
04/2007	3,800	-32.1%	123,380	32.6%	82,253	32.6%
05/2007	3,100	-18.4%	67,331	-45.4%	44,888	-45.4%
06/2007	4,100	32.3%	82,076	21.9%	54,717	21.9%
07/2007	4,600	12.2%	114,976	40.1%	76,651	40.1%
08/2007	4,900	6.5%	111,613	-2.9%	74,409	-2.9%
09/2007	2,100	-57.1%	41,015	-63.3%	27,343	-63.3%
10/2007	4,500	114.3%	135,349	230.0%	90,233	230.0%
11/2007	3,600	-20.0%	86,067	-36.4%	57,378	-36.4%
12/2007	3,100	-13.9%	94,898	10.3%	63,265	10.3%

Data source: ARCOS (2006-2014) and Defendant Distribution Data (Walgreens 1/2006 - 3/2014)

Walgreens # 05487 (8/2000 to 6/2018)
DEA: BW6707472
5300 3rd Street
San Francisco, CA 94124

Walgreen Co Oxycodone Shipments to Walgreens # 05487

	Dosage Units		MME		Drug Base Weight in mg	
Date	Walgreens	% Change	Walgreens	% Change	Walgreens	% Change
01/2008	4,500	45.2%	100,856	6.3%	67,237	6.3%
02/2008	3,800	-15.6%	78,668	-22.0%	52,445	-22.0%
03/2008	1,900	-50.0%	71,944	-8.5%	47,963	-8.5%
04/2008	3,700	94.7%	112,286	56.1%	74,858	56.1%
05/2008	2,600	-29.7%	57,824	-48.5%	38,549	-48.5%
06/2008	4,100	57.7%	83,374	44.2%	55,583	44.2%
07/2008	3,900	-4.9%	101,865	22.2%	67,910	22.2%
08/2008	3,200	-17.9%	67,910	-33.3%	45,273	-33.3%
09/2008	5,800	81.3%	67,910	0.0%	45,273	0.0%
10/2008	4,500	-22.4%	89,762	32.2%	59,841	32.2%
11/2008	4,300	-4.4%	60,514	-32.6%	40,343	-32.6%
12/2008	3,600	-16.3%	34,964	-42.2%	23,309	-42.2%
01/2009	2,500	-30.6%	24,206	-30.8%	16,137	-30.8%
02/2009	3,400	36.0%	60,850	151.4%	40,567	151.4%
03/2009	4,900	44.1%	80,685	32.6%	53,790	32.6%
04/2009	3,600	-26.5%	49,756	-38.3%	33,171	-38.3%
05/2009	5,000	38.9%	93,460	87.8%	62,307	87.8%
06/2009	7,100	42.0%	166,413	78.1%	110,942	78.1%
07/2009	4,900	-31.0%	89,426	-46.3%	59,617	-46.3%
08/2009	5,600	14.3%	102,537	14.7%	68,358	14.7%
09/2009	5,700	1.8%	131,113	27.9%	87,409	27.9%
10/2009	8,300	45.6%	101,260	-22.8%	67,506	-22.8%
11/2009	3,500	-57.8%	123,045	21.5%	82,030	21.5%
12/2009	7,400	111.4%	173,473	41.0%	115,649	41.0%

Data source: ARCOS (2006-2014) and Defendant Distribution Data (Walgreens 1/2006 - 3/2014)

Walgreens # 05487 (8/2000 to 6/2018)
DEA: BW6707472
5300 3rd Street
San Francisco, CA 94124

Walgreen Co Oxycodone Shipments to Walgreens # 05487

	Dosage Units		MME		Drug Base Weight in mg	
Date	Walgreens	% Change	Walgreens	% Change	Walgreens	% Change
01/2010	8,700	17.6%	133,130	-23.3%	88,754	-23.3%
02/2010	4,400	-49.4%	131,786	-1.0%	87,857	-1.0%
03/2010	8,700	97.7%	174,145	32.1%	116,097	32.1%
04/2010	5,200	-40.2%	128,424	-26.3%	85,616	-26.3%
05/2010	7,900	51.9%	163,387	27.2%	108,925	27.2%
06/2010	9,100	15.2%	176,162	7.8%	117,442	7.8%
07/2010	7,200	-20.9%	164,597	-6.6%	109,732	-6.6%
08/2010	9,100	26.4%	233,650	42.0%	155,767	42.0%
09/2010	6,200	-31.9%	125,734	-46.2%	83,823	-46.2%
10/2010	9,100	46.8%	200,368	59.4%	133,579	59.4%
11/2010	9,100	0.0%	226,254	12.9%	150,836	12.9%
12/2010	6,300	-30.8%	153,302	-32.2%	102,201	-32.2%
01/2011	7,700	22.2%	209,445	36.6%	139,630	36.6%
02/2011	8,600	11.7%	225,918	7.9%	150,612	7.9%
03/2011	9,100	5.8%	202,049	-10.6%	134,699	-10.6%
04/2011	8,100	-11.0%	171,456	-15.1%	114,304	-15.1%
05/2011	11,300	39.5%	236,676	38.0%	157,784	38.0%
06/2011	7,000	-38.1%	153,974	-34.9%	102,649	-34.9%
07/2011	10,600	51.4%	230,288	49.6%	153,526	49.6%
08/2011	11,500	8.5%	238,021	3.4%	158,681	3.4%
09/2011	9,900	-13.9%	211,126	-11.3%	140,751	-11.3%
10/2011	9,600	-3.0%	180,869	-14.3%	120,579	-14.3%
11/2011	11,700	21.9%	240,038	32.7%	160,025	32.7%
12/2011	8,700	-25.6%	161,370	-32.8%	107,580	-32.8%

Data source: ARCOS (2006-2014) and Defendant Distribution Data (Walgreens 1/2006 - 3/2014)

Walgreens # 05487 (8/2000 to 6/2018)
DEA: BW6707472
5300 3rd Street
San Francisco, CA 94124

Walgreen Co Oxycodone Shipments to Walgreens # 05487

	Dosage Units		MME		Drug Base Weight in mg	
Date	Walgreens	% Change	Walgreens	% Change	Walgreens	% Change
01/2012	14,300	64.4%	324,757	101.3%	216,505	101.3%
02/2012	7,700	-46.2%	178,852	-44.9%	119,235	-44.9%
03/2012	8,500	10.4%	230,961	29.1%	153,974	29.1%
04/2012	10,400	22.4%	240,710	4.2%	160,474	4.2%
05/2012	14,400	38.5%	378,211	57.1%	252,141	57.1%
06/2012	8,800	-38.9%	216,841	-42.7%	144,561	-42.7%
07/2012	13,200	50.0%	304,900	40.6%	203,267	40.6%
08/2012	10,500	-20.5%	300,888	-1.3%	200,592	-1.3%
09/2012	11,100	5.7%	279,036	-7.3%	186,024	-7.3%
10/2012	13,200	18.9%	328,791	17.8%	219,194	17.8%
11/2012	12,200	-7.6%	287,754	-12.5%	191,836	-12.5%
12/2012	11,200	-8.2%	316,016	9.8%	210,678	9.8%
01/2013	14,800	32.1%	417,545	32.1%	278,363	32.1%
02/2013	14,200	-4.1%	390,986	-6.4%	260,657	-6.4%
03/2013	15,300	7.7%	357,367	-8.6%	238,245	-8.6%
04/2013	20,600	34.6%	454,526	27.2%	303,017	27.2%
05/2013	5,600	-72.8%	162,042	-64.3%	108,028	-64.3%
06/2013	0	-100.0%	0	-100.0%	0	-100.0%
07/2013	5,100	n/a	94,805	n/a	63,203	n/a
08/2013	0	-100.0%	0	-100.0%	0	-100.0%
09/2013	0	n/a	0	n/a	0	n/a
10/2013	0	n/a	0	n/a	0	n/a
11/2013	0	n/a	0	n/a	0	n/a
12/2013	0	n/a	0	n/a	0	n/a

Data source: ARCOS (2006-2014) and Defendant Distribution Data (Walgreens 1/2006 - 3/2014)

Walgreens # 05487 (8/2000 to 6/2018)
DEA: BW6707472
5300 3rd Street
San Francisco, CA 94124

Walgreen Co Oxycodone Shipments to Walgreens # 05487

	Dosage Units		MME		Drug Base Weight in mg	
Date	Walgreens	% Change	Walgreens	% Change	Walgreens	% Change
1996	0		0		0	
1997	0	n/a	0	n/a	0	n/a
1998	0	n/a	0	n/a	0	n/a
1999	0	n/a	0	n/a	0	n/a
2000	0	n/a	0	n/a	0	n/a
2001	0	n/a	0	n/a	0	n/a
2002	0	n/a	0	n/a	0	n/a
2003	0	n/a	0	n/a	0	n/a
2004	0	n/a	0	n/a	0	n/a
2005	0	n/a	0	n/a	0	n/a
2006	49,500	n/a	1,150,634	n/a	767,089	n/a
2007	47,500	-4.0%	1,089,582	-5.3%	726,388	-5.3%
2008	45,900	-3.4%	927,876	-14.8%	618,584	-14.8%
2009	61,900	34.9%	1,196,222	28.9%	797,482	28.9%
2010	91,000	47.0%	2,010,939	68.1%	1,340,626	68.1%
2011	113,800	25.1%	2,461,229	22.4%	1,640,819	22.4%
2012	135,500	19.1%	3,387,717	37.6%	2,258,478	37.6%
2013	75,600	-44.2%	1,877,271	-44.6%	1,251,514	-44.6%
2014	0	-100.0%	0	-100.0%	0	-100.0%
2015	0	n/a	0	n/a	0	n/a
2016	0	n/a	0	n/a	0	n/a
2017	0	n/a	0	n/a	0	n/a
2018	0	n/a	0	n/a	0	n/a
2019	0	n/a	0	n/a	0	n/a
Total	**620,700**		**14,101,470**		**9,400,980**	

Data source: ARCOS (2006-2014) and Defendant Distribution Data (Walgreens 1/2006 - 3/2014)

Walgreens # 05487 (8/2000 to 6/2018)
DEA: BW6707472
5300 3rd Street
San Francisco, CA 94124

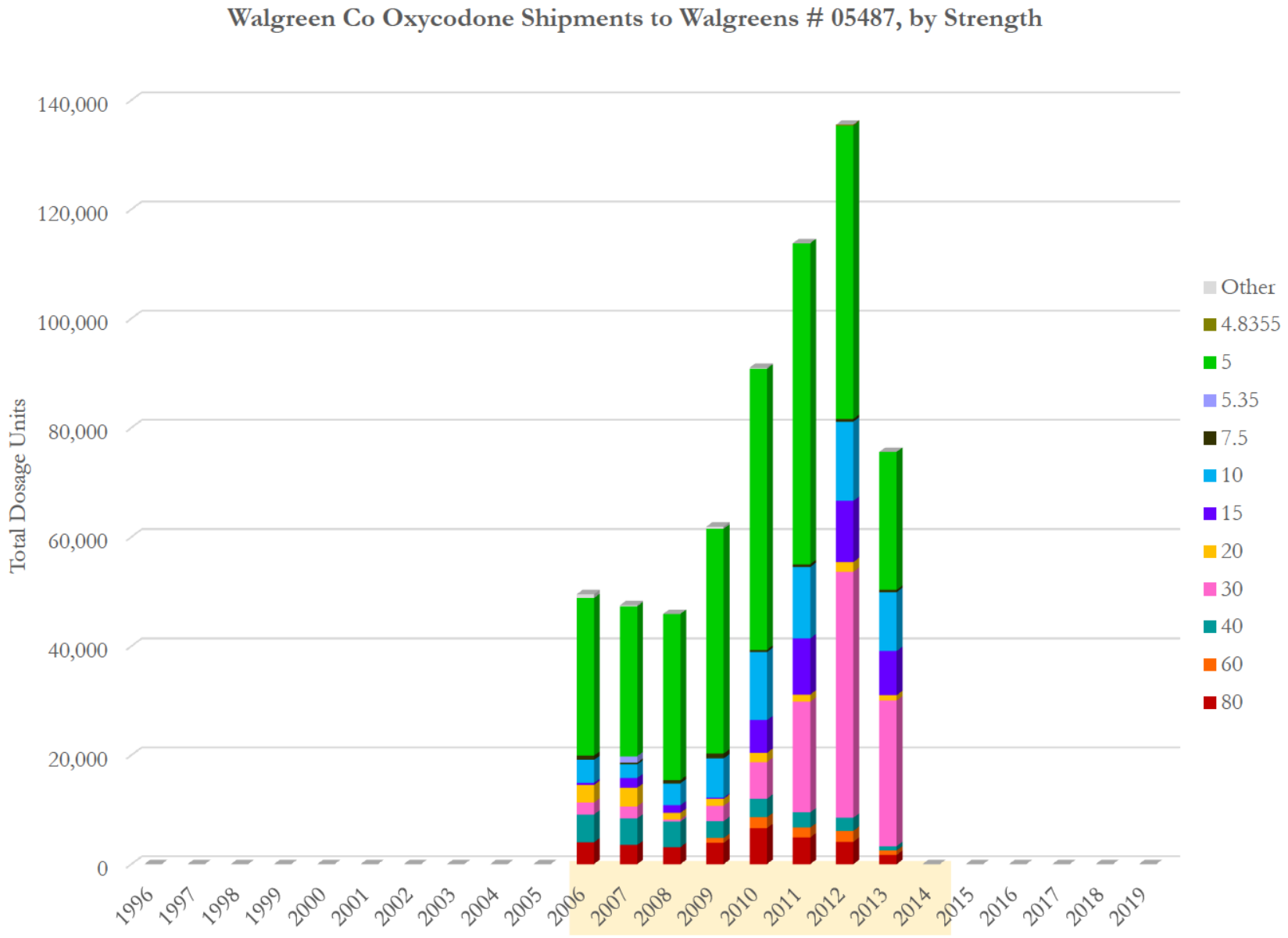

Data source: ARCOS (2006-2014) and Defendant Distribution Data (Walgreens 1/2006 - 3/2014)

Walgreens # 05487 (8/2000 to 6/2018)
DEA: BW6707472
5300 3rd Street
San Francisco, CA 94124

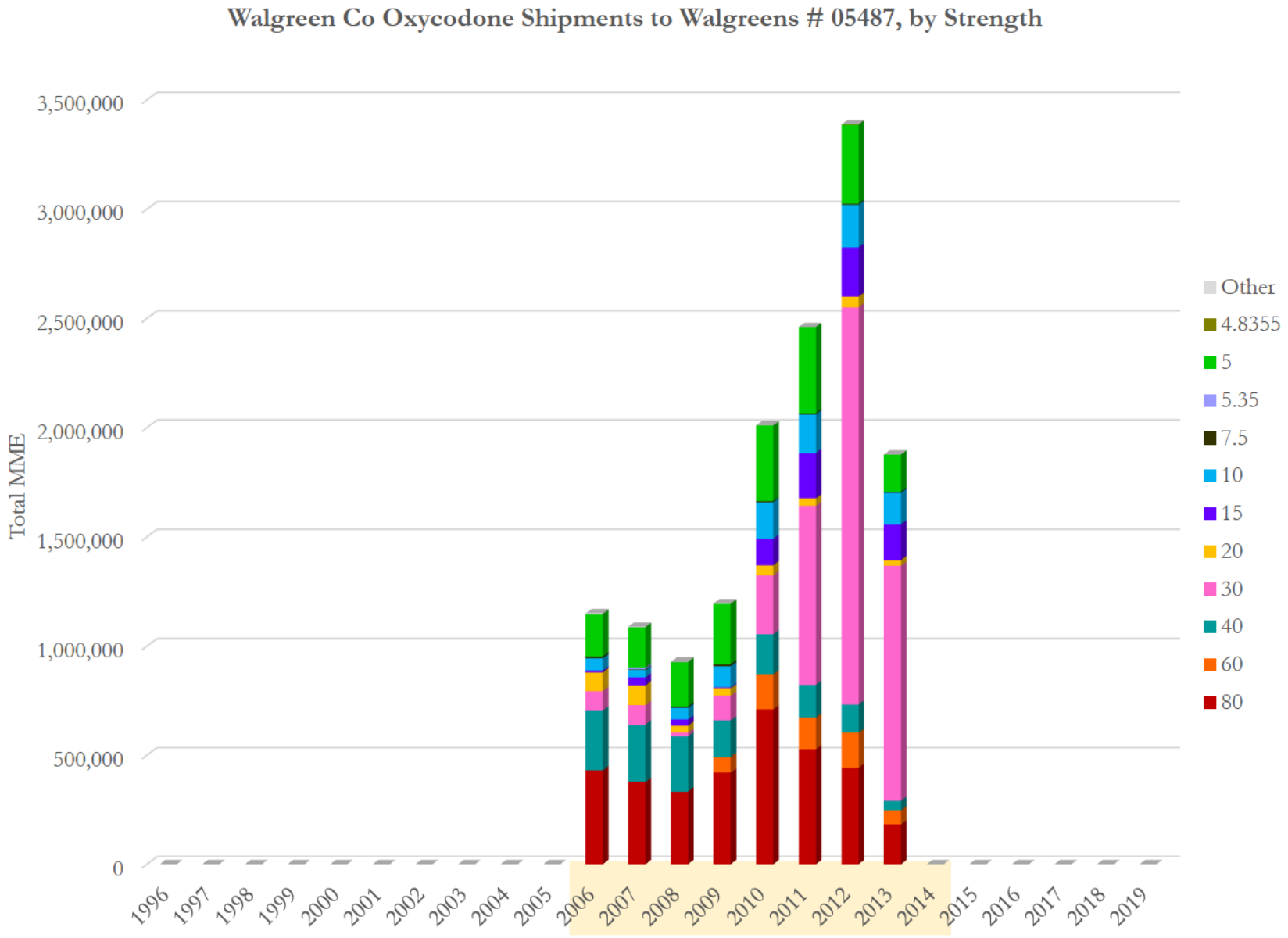

Data source: ARCOS (2006-2014) and Defendant Distribution Data (Walgreens 1/2006 - 3/2014)

Walgreens # 05487 (8/2000 to 6/2018)
DEA: BW6707472
5300 3rd Street
San Francisco, CA 94124

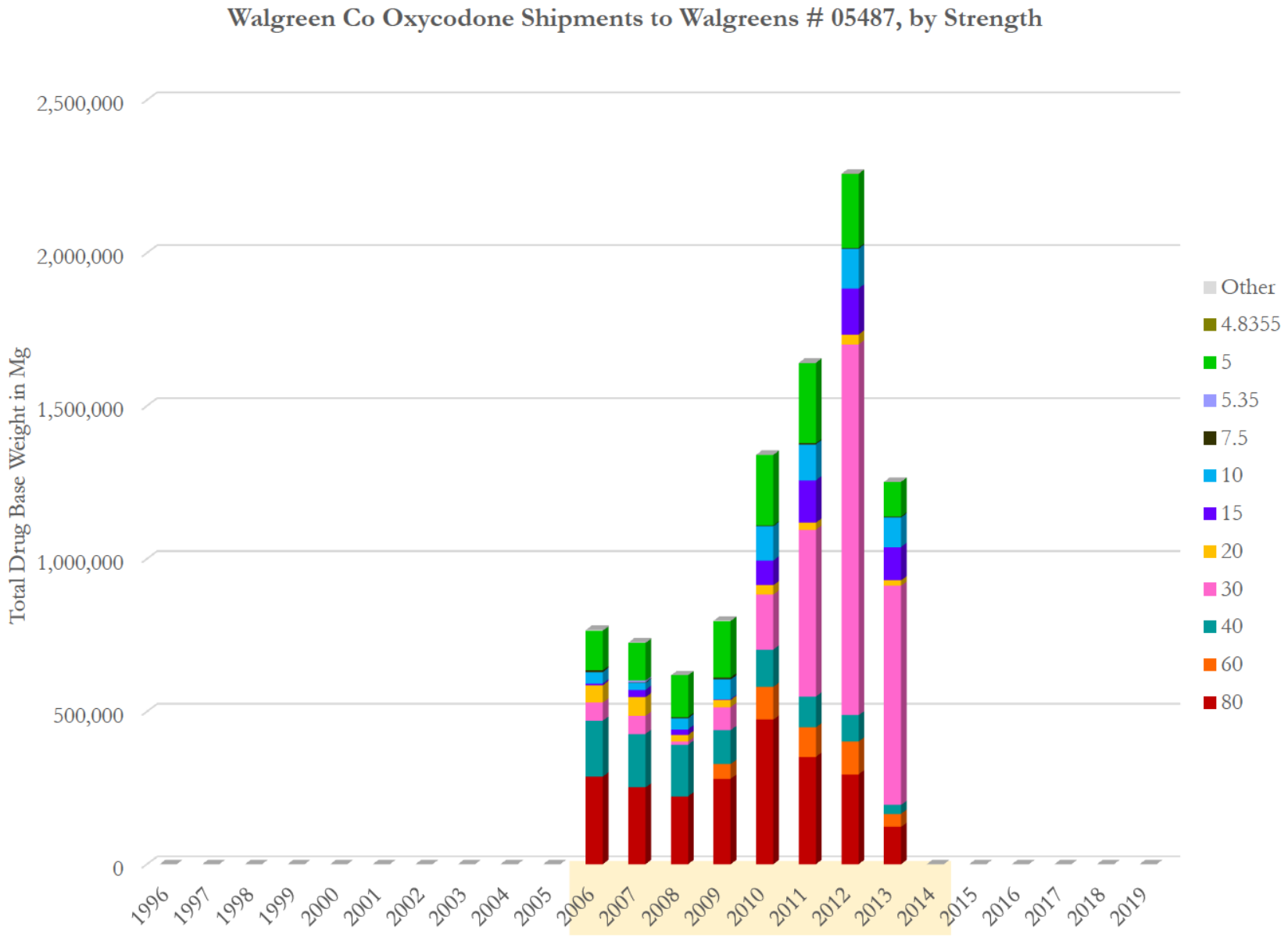

Data source: ARCOS (2006-2014) and Defendant Distribution Data (Walgreens 1/2006 - 3/2014)

Walgreens # 05487 (8/2000 to 6/2018)
DEA: BW6707472
5300 3rd Street
San Francisco, CA 94124

Walgreen Co Oxycodone Shipments to Walgreens # 05487, by Strength
(Total Dosage Units)

Strength Year\	80	60	40	30	20	15	10	7.5	5.35	5	4.8355	Other	Total	Avg. Str
1996	0	0	0	0	0	0	0	0	0	0	0	0	**0**	
1997	0	0	0	0	0	0	0	0	0	0	0	0	**0**	
1998	0	0	0	0	0	0	0	0	0	0	0	0	**0**	
1999	0	0	0	0	0	0	0	0	0	0	0	0	**0**	
2000	0	0	0	0	0	0	0	0	0	0	0	0	**0**	
2001	0	0	0	0	0	0	0	0	0	0	0	0	**0**	
2002	0	0	0	0	0	0	0	0	0	0	0	0	**0**	
2003	0	0	0	0	0	0	0	0	0	0	0	0	**0**	
2004	0	0	0	0	0	0	0	0	0	0	0	0	**0**	
2005	0	0	0	0	0	0	0	0	0	0	0	0	**0**	
2006	4,000	0	5,100	2,200	3,200	400	4,200	800	0	28,900	0	700	**49,500**	17 47
2007	3,500	0	4,900	2,200	3,400	1,800	2,500	300	1,200	27,500	0	200	**47,500**	17 09
2008	3,100	0	4,700	400	1,200	1,400	4,000	600	0	30,500	0	0	**45,900**	15 03
2009	3,900	900	3,100	2,800	1,300	200	7,200	900	0	41,200	0	400	**61,900**	14 43
2010	6,600	2,000	3,400	6,700	1,700	6,000	12,500	400	0	51,500	0	200	**91,000**	16 46
2011	4,900	1,800	2,800	20,300	1,300	10,300	13,100	500	0	58,800	0	0	**113,800**	16 08
2012	4,100	2,000	2,400	45,100	1,800	11,200	14,500	500	0	53,700	200	0	**135,500**	18 59
2013	1,700	800	800	26,700	1,000	8,100	10,800	400	0	25,300	0	0	**75,600**	18 47
2014	0	0	0	0	0	0	0	0	0	0	0	0	**0**	
2015	0	0	0	0	0	0	0	0	0	0	0	0	**0**	
2016	0	0	0	0	0	0	0	0	0	0	0	0	**0**	
2017	0	0	0	0	0	0	0	0	0	0	0	0	**0**	
2018	0	0	0	0	0	0	0	0	0	0	0	0	**0**	
2019	0	0	0	0	0	0	0	0	0	0	0	0	**0**	
Total	**31,800**	**7,500**	**27,200**	**106,400**	**14,900**	**39,400**	**68,800**	**4,400**	**1,200**	**317,400**	**200**	**1,500**	**620,700**	16 92

Data source: ARCOS (2006-2014) and Defendant Distribution Data (Walgreens 1/2006 - 3/2014)

Walgreens # 05487 (8/2000 to 6/2018)
DEA: BW6707472
5300 3rd Street
San Francisco, CA 94124

Walgreen Co Oxycodone Shipments to Walgreens # 05487, by Strength
(Total MME)

Strength Year\	80	60	40	30	20	15	10	7.5	5.35	5	4.8355	Other	Total	Avg. Str
1996	0	0	0	0	0	0	0	0	0	0	0	0	**0**	
1997	0	0	0	0	0	0	0	0	0	0	0	0	**0**	
1998	0	0	0	0	0	0	0	0	0	0	0	0	**0**	
1999	0	0	0	0	0	0	0	0	0	0	0	0	**0**	
2000	0	0	0	0	0	0	0	0	0	0	0	0	**0**	
2001	0	0	0	0	0	0	0	0	0	0	0	0	**0**	
2002	0	0	0	0	0	0	0	0	0	0	0	0	**0**	
2003	0	0	0	0	0	0	0	0	0	0	0	0	**0**	
2004	0	0	0	0	0	0	0	0	0	0	0	0	**0**	
2005	0	0	0	0	0	0	0	0	0	0	0	0	**0**	
2006	430,320	0	274,329	88,754	86,064	8,069	56,480	8,069	0	194,315	0	4,236	**1,150,634**	17 47
2007	376,530	0	263,571	88,754	91,443	36,308	33,619	3,026	8,632	184,899	0	2,801	**1,089,582**	17 09
2008	333,498	0	252,813	16,137	32,274	28,240	53,790	6,051	0	205,072	0	0	**927,876**	15 03
2009	419,562	72,617	166,749	112,959	34,964	4,034	96,822	9,077	0	277,019	0	2,421	**1,196,222**	14 43
2010	710,028	161,370	182,886	270,295	45,722	121,028	168,094	4,034	0	346,273	0	1,210	**2,010,939**	16 46
2011	527,142	145,233	150,612	818,953	34,964	207,764	176,162	5,043	0	395,357	0	0	**2,461,229**	16 08
2012	441,078	161,370	129,096	1,819,447	48,411	225,918	194,989	5,043	0	361,065	1,301	0	**3,387,717**	18 59
2013	182,886	64,548	43,032	1,077,145	26,895	163,387	145,233	4,034	0	170,111	0	0	**1,877,271**	18 47
2014	0	0	0	0	0	0	0	0	0	0	0	0	**0**	
2015	0	0	0	0	0	0	0	0	0	0	0	0	**0**	
2016	0	0	0	0	0	0	0	0	0	0	0	0	**0**	
2017	0	0	0	0	0	0	0	0	0	0	0	0	**0**	
2018	0	0	0	0	0	0	0	0	0	0	0	0	**0**	
2019	0	0	0	0	0	0	0	0	0	0	0	0	**0**	
Total	**3,421,044**	**605,138**	**1,463,088**	**4,292,442**	**400,736**	**794,747**	**925,188**	**44,377**	**8,632**	**2,134,110**	**1,301**	**10,668**	**14,101,470**	16 92

Data source: ARCOS (2006-2014) and Defendant Distribution Data (Walgreens 1/2006 - 3/2014)

Walgreens # 05487 (8/2000 to 6/2018)
DEA: BW6707472
5300 3rd Street
San Francisco, CA 94124

Walgreen Co Oxycodone Shipments to Walgreens # 05487, by Strength
(Total Drug Base Weight in Milligram)

Strength Year\	80	60	40	30	20	15	10	7.5	5.35	5	4.8355	Other	Total	Avg. Str
1996	0	0	0	0	0	0	0	0	0	0	0	0	**0**	
1997	0	0	0	0	0	0	0	0	0	0	0	0	**0**	
1998	0	0	0	0	0	0	0	0	0	0	0	0	**0**	
1999	0	0	0	0	0	0	0	0	0	0	0	0	**0**	
2000	0	0	0	0	0	0	0	0	0	0	0	0	**0**	
2001	0	0	0	0	0	0	0	0	0	0	0	0	**0**	
2002	0	0	0	0	0	0	0	0	0	0	0	0	**0**	
2003	0	0	0	0	0	0	0	0	0	0	0	0	**0**	
2004	0	0	0	0	0	0	0	0	0	0	0	0	**0**	
2005	0	0	0	0	0	0	0	0	0	0	0	0	**0**	
2006	286,880	0	182,886	59,169	57,376	5,379	37,653	5,379	0	129,543	0	2,824	**767,089**	17 47
2007	251,020	0	175,714	59,169	60,962	24,206	22,413	2,017	5,755	123,266	0	1,867	**726,388**	17 09
2008	222,332	0	168,542	10,758	21,516	18,827	35,860	4,034	0	136,715	0	0	**618,584**	15 03
2009	279,708	48,411	111,166	75,306	23,309	2,690	64,548	6,051	0	184,679	0	1,614	**797,482**	14 43
2010	473,352	107,580	121,924	180,197	30,481	80,685	112,063	2,690	0	230,849	0	807	**1,340,626**	16 46
2011	351,428	96,822	100,408	545,969	23,309	138,509	117,442	3,362	0	263,571	0	0	**1,640,819**	16 08
2012	294,052	107,580	86,064	1,212,965	32,274	150,612	129,993	3,362	0	240,710	867	0	**2,258,478**	18 59
2013	121,924	43,032	28,688	718,097	17,930	108,925	96,822	2,690	0	113,407	0	0	**1,251,514**	18 47
2014	0	0	0	0	0	0	0	0	0	0	0	0	**0**	
2015	0	0	0	0	0	0	0	0	0	0	0	0	**0**	
2016	0	0	0	0	0	0	0	0	0	0	0	0	**0**	
2017	0	0	0	0	0	0	0	0	0	0	0	0	**0**	
2018	0	0	0	0	0	0	0	0	0	0	0	0	**0**	
2019	0	0	0	0	0	0	0	0	0	0	0	0	**0**	
Total	**2,280,696**	**403,425**	**975,392**	**2,861,628**	**267,157**	**529,832**	**616,792**	**29,585**	**5,755**	**1,422,740**	**867**	**7,112**	**9,400,980**	16 92

Data source: ARCOS (2006-2014) and Defendant Distribution Data (Walgreens 1/2006 - 3/2014)

Walgreens # 05487 (8/2000 to 6/2018)
DEA: BW6707472
5300 3rd Street
San Francisco, CA 94124

Anda, Inc Hydrocodone Shipments to Walgreens # 05487

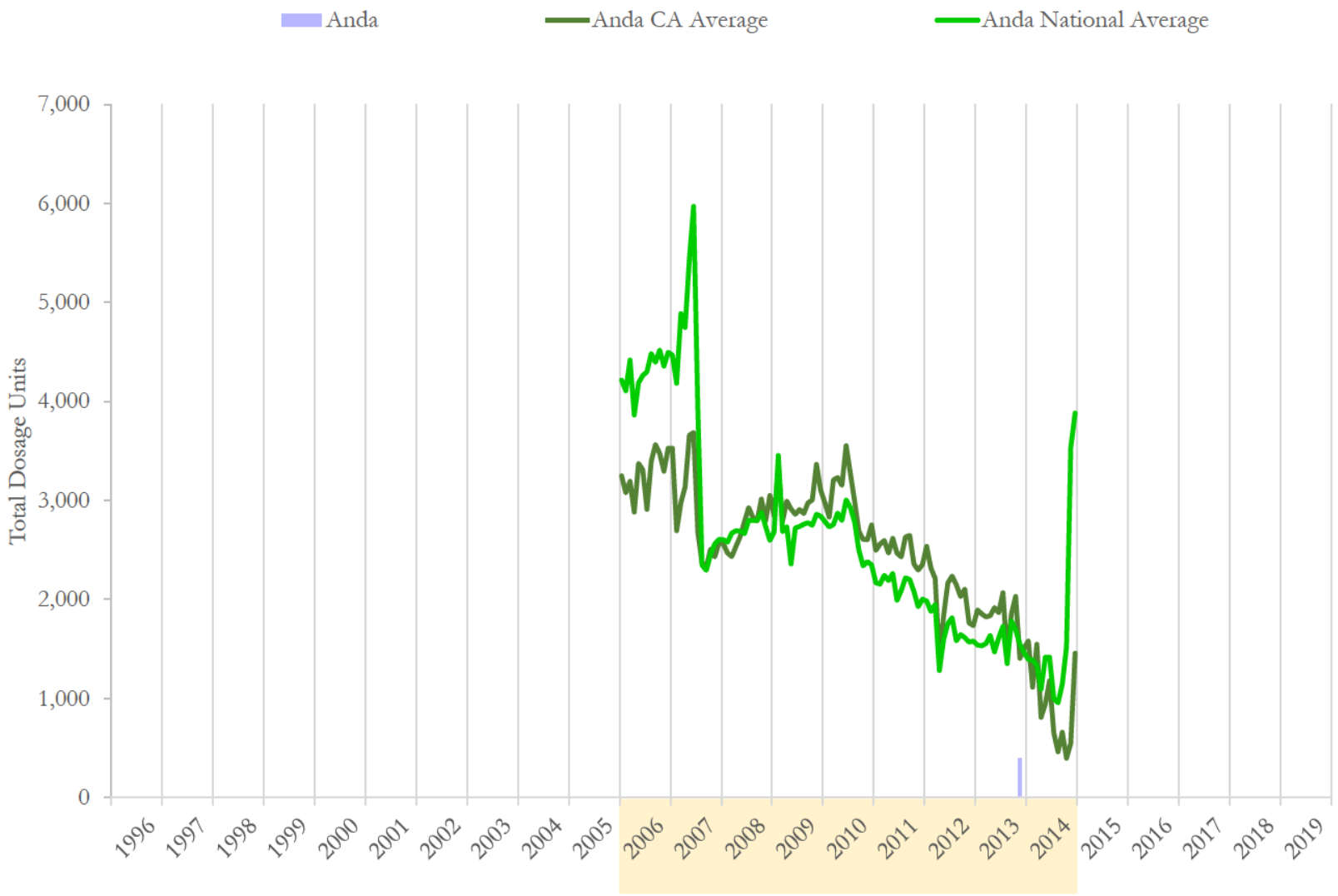

National and state averages reflect hydrocodone shipped from Anda, Inc to all active pharmacies each month.
Data source: ARCOS (2006-2014) and Defendant Distribution Data (Anda 12/1996 - 1/2015)

Walgreens # 05487 (8/2000 to 6/2018)
DEA: BW6707472
5300 3rd Street
San Francisco, CA 94124

Anda, Inc Hydrocodone Shipments to Walgreens # 05487

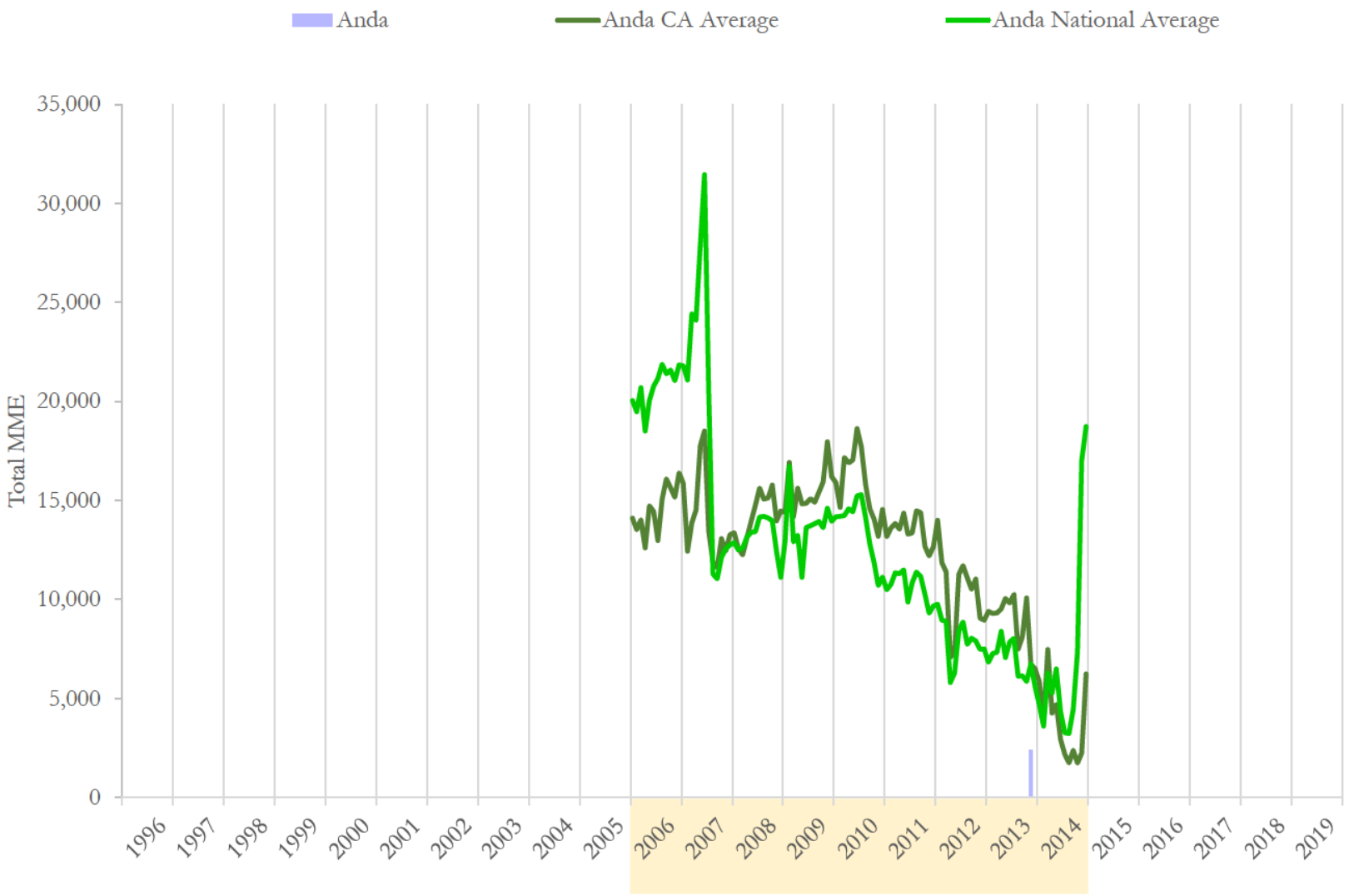

National and state averages reflect hydrocodone shipped from Anda, Inc to all active pharmacies each month.
Data source: ARCOS (2006-2014) and Defendant Distribution Data (Anda 12/1996 - 1/2015)

Walgreens # 05487 (8/2000 to 6/2018)
DEA: BW6707472
5300 3rd Street
San Francisco, CA 94124

Anda, Inc Hydrocodone Shipments to Walgreens # 05487

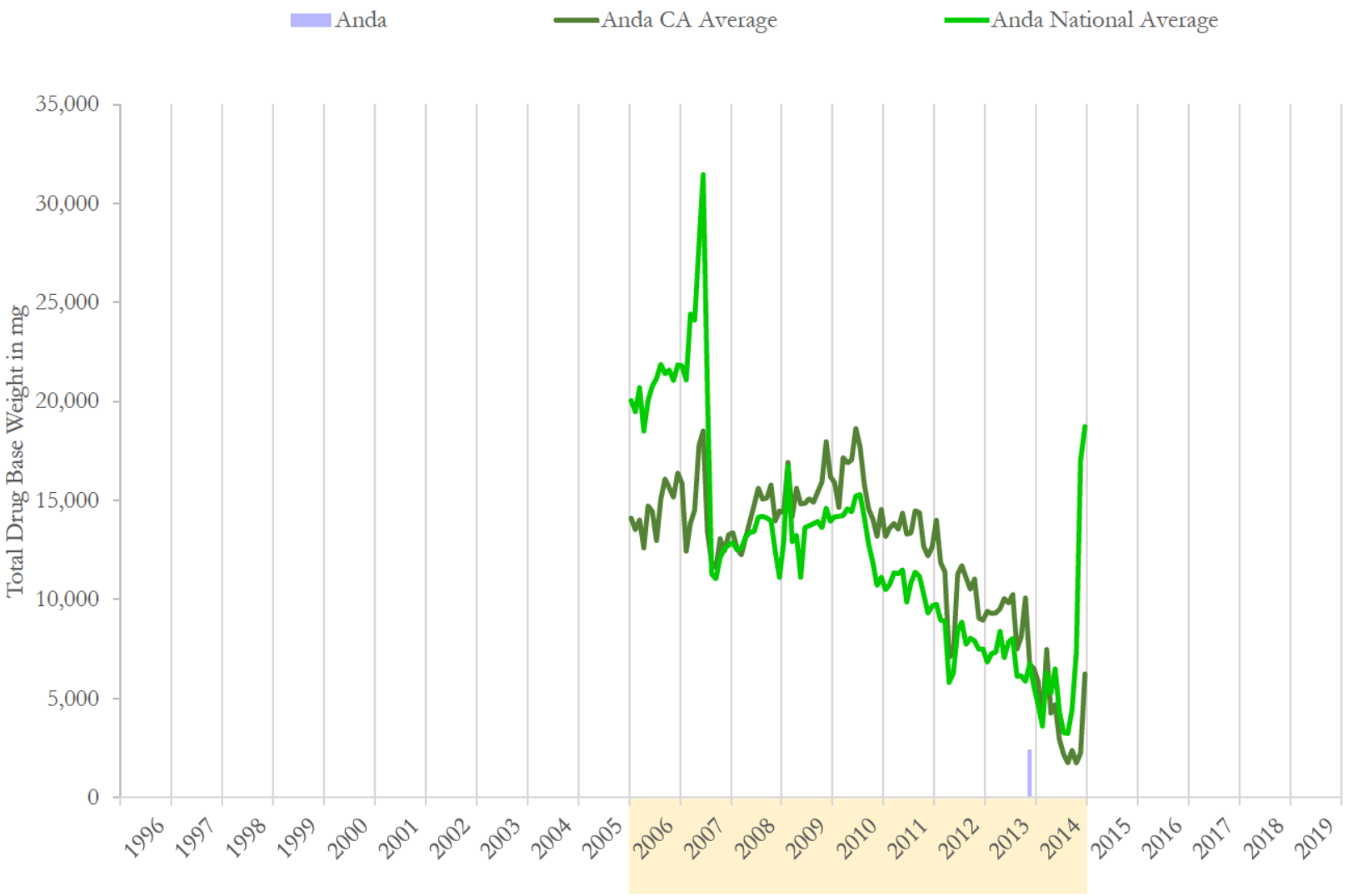

National and state averages reflect hydrocodone shipped from Anda, Inc to all active pharmacies each month.
Data source: ARCOS (2006-2014) and Defendant Distribution Data (Anda 12/1996 - 1/2015)

Walgreens # 05487 (8/2000 to 6/2018)
DEA: BW6707472
5300 3rd Street
San Francisco, CA 94124

Anda, Inc Hydrocodone Shipments to Walgreens # 05487

	Dosage Units		MME		Drug Base Weight in mg	
Date	Anda	% Change	Anda	% Change	Anda	% Change
01/2012	0	n/a	0	n/a	0	n/a
02/2012	0	n/a	0	n/a	0	n/a
03/2012	0	n/a	0	n/a	0	n/a
04/2012	0	n/a	0	n/a	0	n/a
05/2012	0	n/a	0	n/a	0	n/a
06/2012	0	n/a	0	n/a	0	n/a
07/2012	0	n/a	0	n/a	0	n/a
08/2012	0	n/a	0	n/a	0	n/a
09/2012	0	n/a	0	n/a	0	n/a
10/2012	0	n/a	0	n/a	0	n/a
11/2012	0	n/a	0	n/a	0	n/a
12/2012	0	n/a	0	n/a	0	n/a
01/2013	0	n/a	0	n/a	0	n/a
02/2013	0	n/a	0	n/a	0	n/a
03/2013	0	n/a	0	n/a	0	n/a
04/2013	0	n/a	0	n/a	0	n/a
05/2013	0	n/a	0	n/a	0	n/a
06/2013	0	n/a	0	n/a	0	n/a
07/2013	0	n/a	0	n/a	0	n/a
08/2013	0	n/a	0	n/a	0	n/a
09/2013	0	n/a	0	n/a	0	n/a
10/2013	0	n/a	0	n/a	0	n/a
11/2013	400	n/a	2,422	n/a	2,422	n/a
12/2013	0	-100.0%	0	-100.0%	0	-100.0%

Data source: ARCOS (2006-2014) and Defendant Distribution Data (Anda 12/1996 - 1/2015)

Walgreens # 05487 (8/2000 to 6/2018)
DEA: BW6707472
5300 3rd Street
San Francisco, CA 94124

Anda, Inc Hydrocodone Shipments to Walgreens # 05487

	Dosage Units		MME		Drug Base Weight in mg	
Date	**Anda**	**% Change**	**Anda**	**% Change**	**Anda**	**% Change**
1996	0		0		0	
1997	0	n/a	0	n/a	0	n/a
1998	0	n/a	0	n/a	0	n/a
1999	0	n/a	0	n/a	0	n/a
2000	0	n/a	0	n/a	0	n/a
2001	0	n/a	0	n/a	0	n/a
2002	0	n/a	0	n/a	0	n/a
2003	0	n/a	0	n/a	0	n/a
2004	0	n/a	0	n/a	0	n/a
2005	0	n/a	0	n/a	0	n/a
2006	0	n/a	0	n/a	0	n/a
2007	0	n/a	0	n/a	0	n/a
2008	0	n/a	0	n/a	0	n/a
2009	0	n/a	0	n/a	0	n/a
2010	0	n/a	0	n/a	0	n/a
2011	0	n/a	0	n/a	0	n/a
2012	0	n/a	0	n/a	0	n/a
2013	400	n/a	2,422	n/a	2,422	n/a
2014	0	-100.0%	0	-100.0%	0	-100.0%
2015	0	n/a	0	n/a	0	n/a
2016	0	n/a	0	n/a	0	n/a
2017	0	n/a	0	n/a	0	n/a
2018	0	n/a	0	n/a	0	n/a
2019	0	n/a	0	n/a	0	n/a
Total	**400**		**2,422**		**2,422**	

Data source: ARCOS (2006-2014) and Defendant Distribution Data (Anda 12/1996 - 1/2015)

Walgreens # 05487 (8/2000 to 6/2018)
DEA: BW6707472
5300 3rd Street
San Francisco, CA 94124

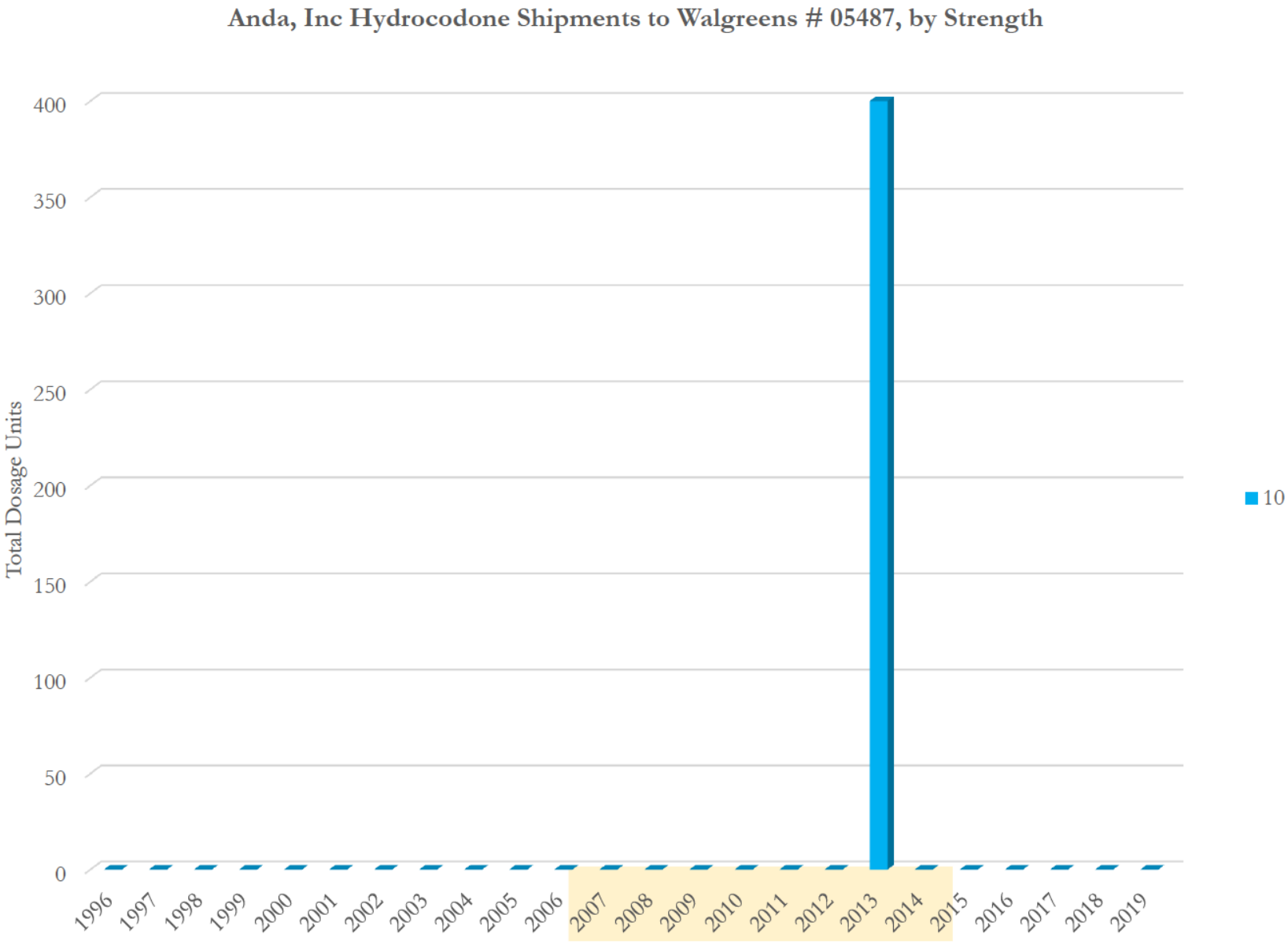

Data source: ARCOS (2006-2014) and Defendant Distribution Data (Anda 12/1996 - 1/2015)

Walgreens # 05487 (8/2000 to 6/2018)
DEA: BW6707472
5300 3rd Street
San Francisco, CA 94124

Anda, Inc Hydrocodone Shipments to Walgreens # 05487, by Strength

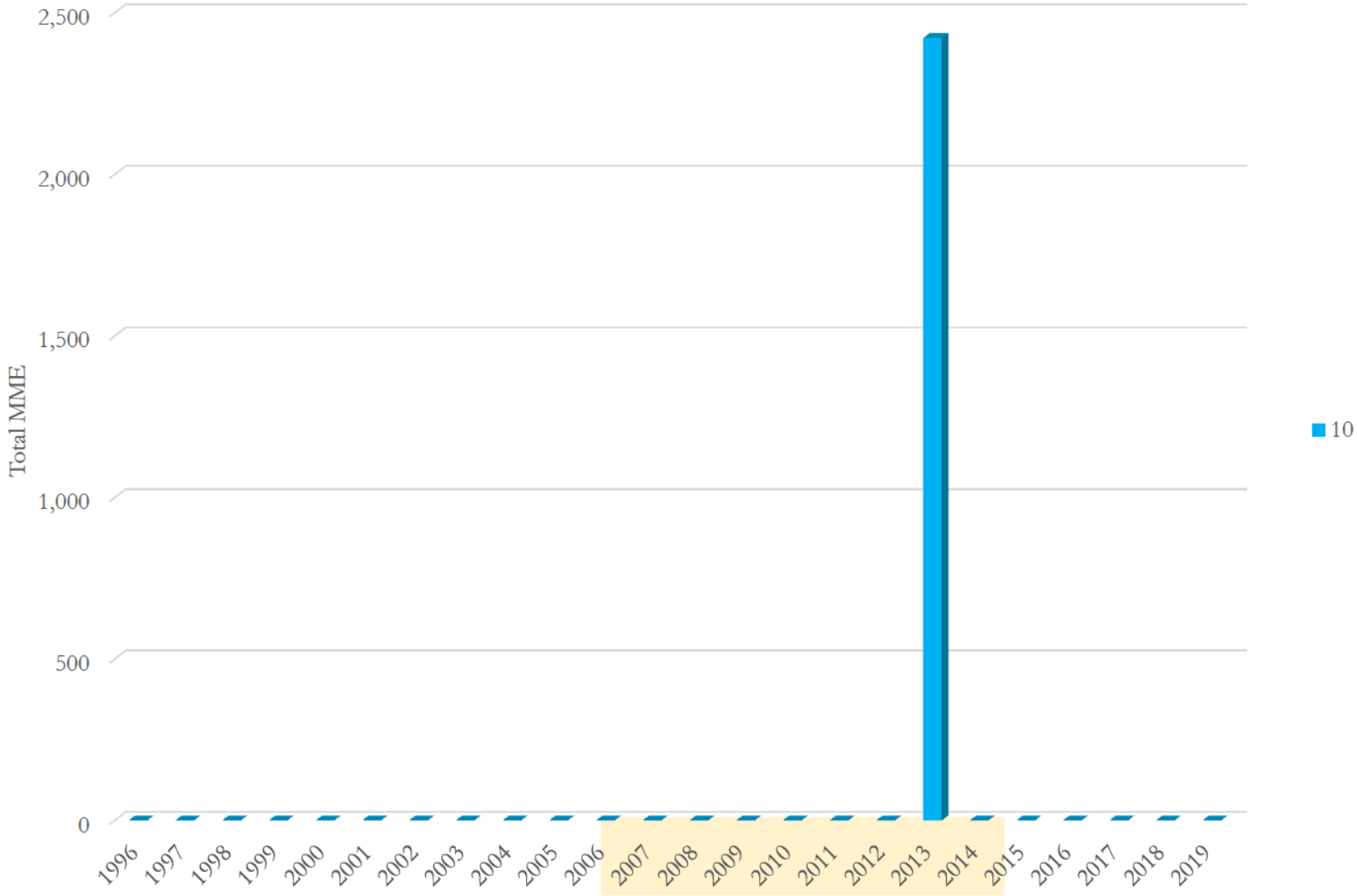

Data source: ARCOS (2006-2014) and Defendant Distribution Data (Anda 12/1996 - 1/2015)

Walgreens # 05487 (8/2000 to 6/2018)
DEA: BW6707472
5300 3rd Street
San Francisco, CA 94124

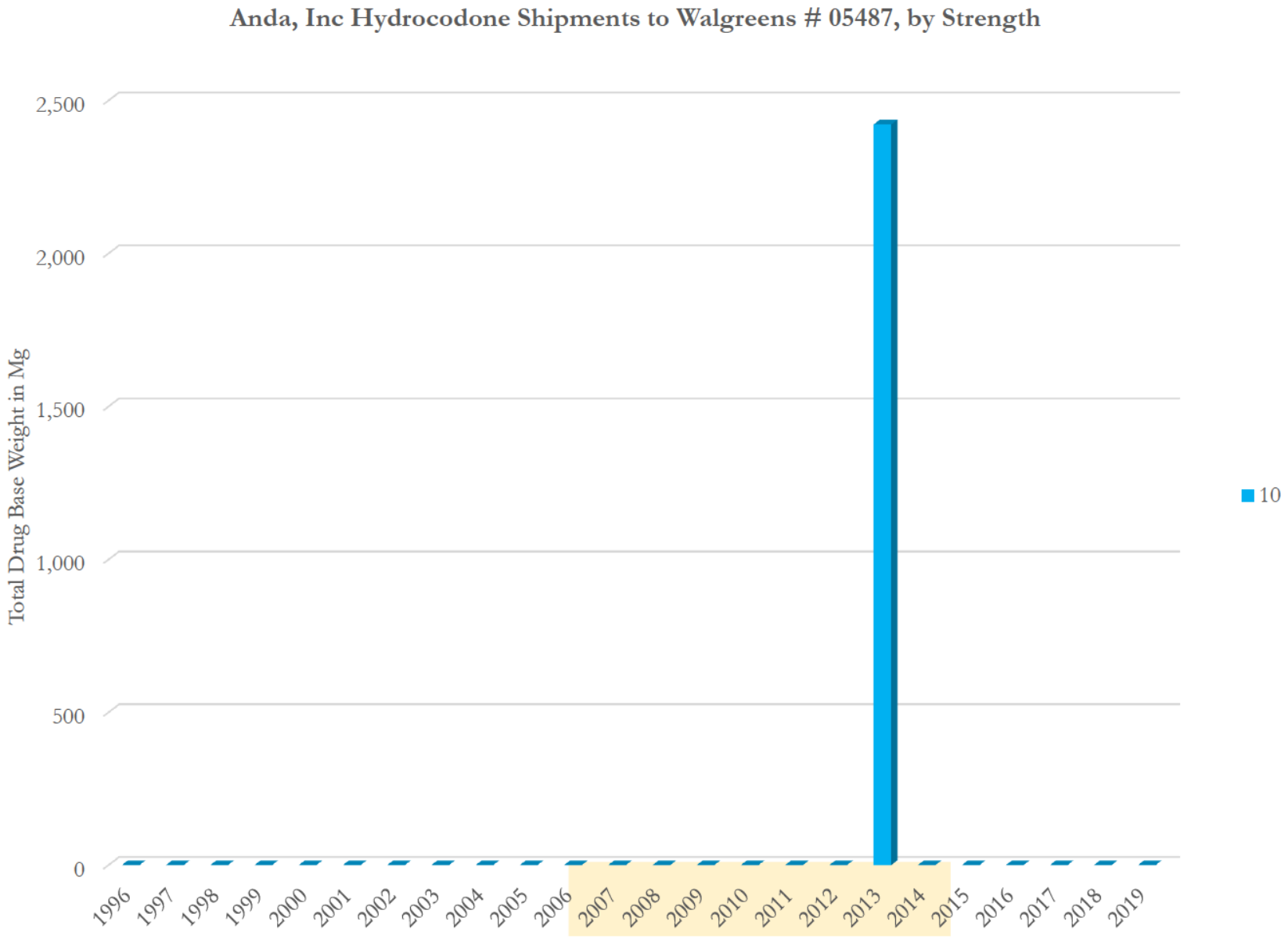

Data source: ARCOS (2006-2014) and Defendant Distribution Data (Anda 12/1996 - 1/2015)

Walgreens # 05487 (8/2000 to 6/2018)
DEA: BW6707472
5300 3rd Street
San Francisco, CA 94124

Anda, Inc Hydrocodone Shipments to Walgreens # 05487, by Strength
(Total Dosage Units)

Strength Year\	10	Total	Avg. Str
1996	0	**0**	
1997	0	**0**	
1998	0	**0**	
1999	0	**0**	
2000	0	**0**	
2001	0	**0**	
2002	0	**0**	
2003	0	**0**	
2004	0	**0**	
2005	0	**0**	
2006	0	**0**	
2007	0	**0**	
2008	0	**0**	
2009	0	**0**	
2010	0	**0**	
2011	0	**0**	
2012	0	**0**	
2013	400	**400**	10.00
2014	0	**0**	
2015	0	**0**	
2016	0	**0**	
2017	0	**0**	
2018	0	**0**	
2019	0	**0**	
Total	**400**	**400**	10.00

Data source: ARCOS (2006-2014) and Defendant Distribution Data (Anda 12/1996 - 1/2015)

Walgreens # 05487 (8/2000 to 6/2018)
DEA: BW6707472
5300 3rd Street
San Francisco, CA 94124

Anda, Inc Hydrocodone Shipments to Walgreens # 05487, by Strength
(Total MME)

Strength Year\	10	Total	Avg. Str
1996	0	**0**	
1997	0	**0**	
1998	0	**0**	
1999	0	**0**	
2000	0	**0**	
2001	0	**0**	
2002	0	**0**	
2003	0	**0**	
2004	0	**0**	
2005	0	**0**	
2006	0	**0**	
2007	0	**0**	
2008	0	**0**	
2009	0	**0**	
2010	0	**0**	
2011	0	**0**	
2012	0	**0**	
2013	2,422	**2,422**	10.00
2014	0	**0**	
2015	0	**0**	
2016	0	**0**	
2017	0	**0**	
2018	0	**0**	
2019	0	**0**	
Total	**2,422**	**2,422**	10.00

Data source: ARCOS (2006-2014) and Defendant Distribution Data (Anda 12/1996 - 1/2015)

Walgreens # 05487 (8/2000 to 6/2018)
DEA: BW6707472
5300 3rd Street
San Francisco, CA 94124

Anda, Inc Hydrocodone Shipments to Walgreens # 05487, by Strength
(Total Drug Base Weight in Milligram)

Strength Year\	10	Total	Avg. Str
1996	0	**0**	
1997	0	**0**	
1998	0	**0**	
1999	0	**0**	
2000	0	**0**	
2001	0	**0**	
2002	0	**0**	
2003	0	**0**	
2004	0	**0**	
2005	0	**0**	
2006	0	**0**	
2007	0	**0**	
2008	0	**0**	
2009	0	**0**	
2010	0	**0**	
2011	0	**0**	
2012	0	**0**	
2013	2,422	**2,422**	10.00
2014	0	**0**	
2015	0	**0**	
2016	0	**0**	
2017	0	**0**	
2018	0	**0**	
2019	0	**0**	
Total	**2,422**	**2,422**	10.00

Data source: ARCOS (2006-2014) and Defendant Distribution Data (Anda 12/1996 - 1/2015)

Walgreens # 05487 (8/2000 to 6/2018)
DEA: BW6707472
5300 3rd Street
San Francisco, CA 94124

Walgreen Co Hydrocodone Shipments to Walgreens # 05487

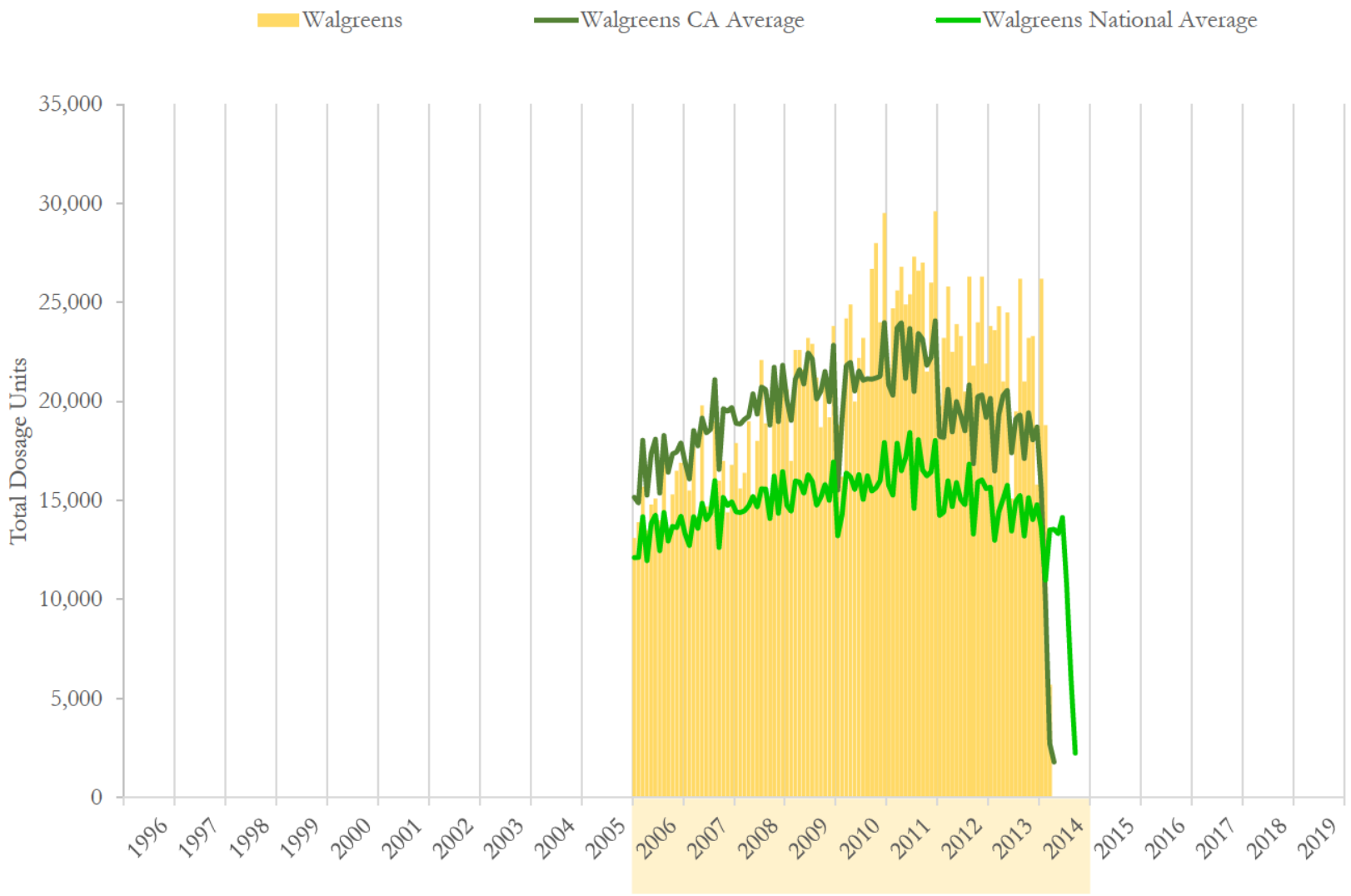

National and state averages reflect hydrocodone shipped from Walgreen Co to all active pharmacies each month.
Data source: ARCOS (2006-2014) and Defendant Distribution Data (Walgreens 1/2006 - 3/2014)

Walgreens # 05487 (8/2000 to 6/2018)
DEA: BW6707472
5300 3rd Street
San Francisco, CA 94124

Walgreen Co Hydrocodone Shipments to Walgreens # 05487

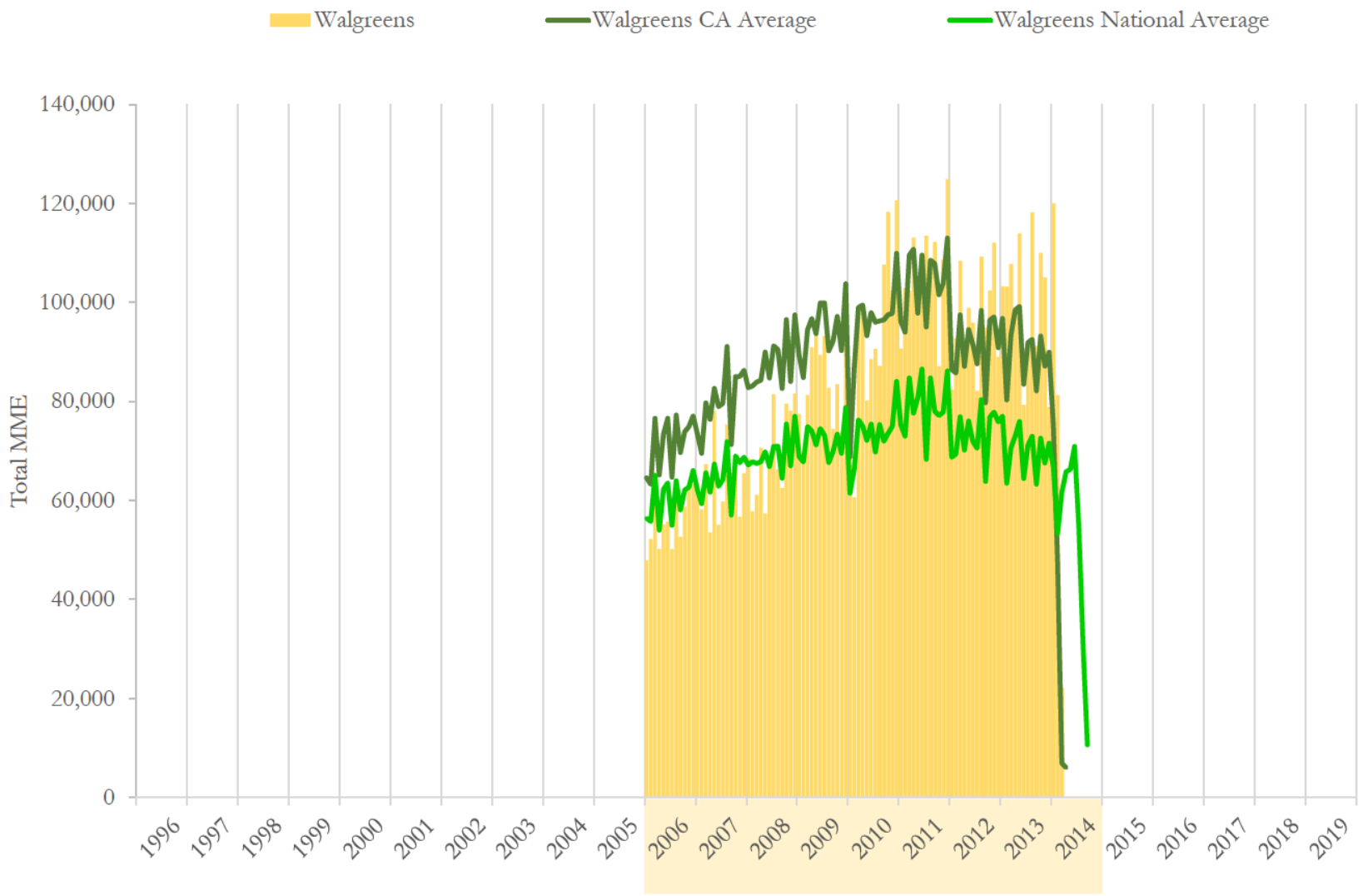

National and state averages reflect hydrocodone shipped from Walgreen Co to all active pharmacies each month.
Data source: ARCOS (2006-2014) and Defendant Distribution Data (Walgreens 1/2006 - 3/2014)

Walgreens # 05487 (8/2000 to 6/2018)
DEA: BW6707472
5300 3rd Street
San Francisco, CA 94124

Walgreen Co Hydrocodone Shipments to Walgreens # 05487

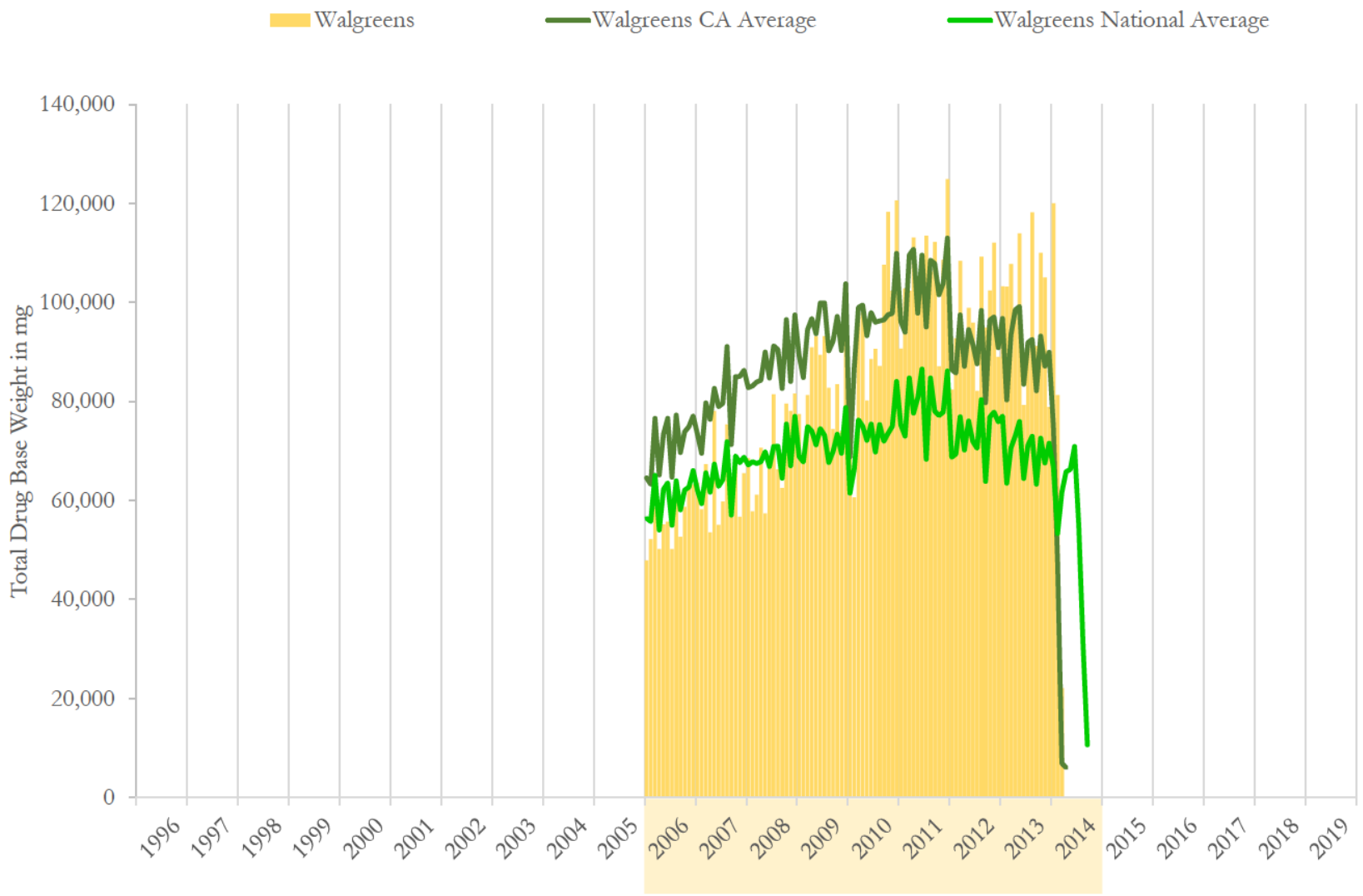

National and state averages reflect hydrocodone shipped from Walgreen Co to all active pharmacies each month.
Data source: ARCOS (2006-2014) and Defendant Distribution Data (Walgreens 1/2006 - 3/2014)

Walgreens # 05487 (8/2000 to 6/2018)
DEA: BW6707472
5300 3rd Street
San Francisco, CA 94124

Walgreen Co Hydrocodone Shipments to Walgreens # 05487

	Dosage Units		MME		Drug Base Weight in mg	
Date	Walgreens	% Change	Walgreens	% Change	Walgreens	% Change
01/2006	13,100	n/a	47,945	n/a	47,945	n/a
02/2006	13,900	6.1%	52,216	8.9%	52,216	8.9%
03/2006	15,700	12.9%	58,691	12.4%	58,691	12.4%
04/2006	13,500	-14.0%	50,216	-14.4%	50,216	-14.4%
05/2006	14,800	9.6%	55,243	10.0%	55,243	10.0%
06/2006	15,100	2.0%	55,697	0.8%	55,697	0.8%
07/2006	14,000	-7.3%	50,248	-9.8%	50,248	-9.8%
08/2006	17,200	22.9%	63,113	25.6%	63,113	25.6%
09/2006	13,600	-20.9%	52,670	-16.5%	52,670	-16.5%
10/2006	15,300	12.5%	58,699	11.4%	58,699	11.4%
11/2006	16,500	7.8%	63,089	7.5%	63,089	7.5%
12/2006	16,900	2.4%	63,264	0.3%	63,264	0.3%
01/2007	17,000	0.6%	63,551	0.5%	63,551	0.5%
02/2007	15,500	-8.8%	58,237	-8.4%	58,237	-8.4%
03/2007	17,700	14.2%	67,343	15.6%	67,343	15.6%
04/2007	14,200	-19.8%	53,578	-20.4%	53,578	-20.4%
05/2007	19,800	39.4%	78,088	45.7%	78,088	45.7%
06/2007	14,700	-25.8%	55,091	-29.5%	55,091	-29.5%
07/2007	14,700	0.0%	59,783	8.5%	59,783	8.5%
08/2007	19,000	29.3%	75,372	26.1%	75,372	26.1%
09/2007	16,000	-15.8%	63,989	-15.1%	63,989	-15.1%
10/2007	17,000	6.3%	67,948	6.2%	67,948	6.2%
11/2007	14,400	-15.3%	56,715	-16.5%	56,715	-16.5%
12/2007	16,800	16.7%	65,510	15.5%	65,510	15.5%

Data source: ARCOS (2006-2014) and Defendant Distribution Data (Walgreens 1/2006 - 3/2014)

Walgreens # 05487 (8/2000 to 6/2018)
DEA: BW6707472
5300 3rd Street
San Francisco, CA 94124

Walgreen Co Hydrocodone Shipments to Walgreens # 05487

	Dosage Units		MME		Drug Base Weight in mg	
Date	Walgreens	% Change	Walgreens	% Change	Walgreens	% Change
01/2008	17,900	6.5%	68,562	4.7%	68,562	4.7%
02/2008	15,600	-12.8%	57,816	-15.7%	57,816	-15.7%
03/2008	16,400	5.1%	61,145	5.8%	61,145	5.8%
04/2008	19,000	15.9%	70,680	15.6%	70,680	15.6%
05/2008	15,100	-20.5%	57,362	-18.8%	57,362	-18.8%
06/2008	18,000	19.2%	68,378	19.2%	68,378	19.2%
07/2008	22,100	22.8%	81,426	19.1%	81,426	19.1%
08/2008	18,900	-14.5%	66,283	-18.6%	66,283	-18.6%
09/2008	15,200	-19.6%	62,508	-5.7%	62,508	-5.7%
10/2008	20,400	34.2%	79,561	27.3%	79,561	27.3%
11/2008	20,200	-1.0%	78,097	-1.8%	78,097	-1.8%
12/2008	21,600	6.9%	81,578	4.5%	81,578	4.5%
01/2009	20,600	-4.6%	77,475	-5.0%	77,475	-5.0%
02/2009	17,000	-17.5%	68,108	-12.1%	68,108	-12.1%
03/2009	22,600	32.9%	81,275	19.3%	81,275	19.3%
04/2009	22,600	0.0%	90,937	11.9%	90,937	11.9%
05/2009	21,600	-4.4%	93,223	2.5%	93,223	2.5%
06/2009	23,200	7.4%	89,440	-4.1%	89,440	-4.1%
07/2009	22,900	-1.3%	93,223	4.2%	93,223	4.2%
08/2009	21,200	-7.4%	82,732	-11.3%	82,732	-11.3%
09/2009	18,700	-11.8%	74,456	-10.0%	74,456	-10.0%
10/2009	21,600	15.5%	83,521	12.2%	83,521	12.2%
11/2009	19,200	-11.1%	74,010	-11.4%	74,010	-11.4%
12/2009	23,800	24.0%	93,813	26.8%	93,813	26.8%

Data source: ARCOS (2006-2014) and Defendant Distribution Data (Walgreens 1/2006 - 3/2014)

Walgreens # 05487 (8/2000 to 6/2018)
DEA: BW6707472
5300 3rd Street
San Francisco, CA 94124

Walgreen Co Hydrocodone Shipments to Walgreens # 05487

	Dosage Units		MME		Drug Base Weight in mg	
Date	Walgreens	% Change	Walgreens	% Change	Walgreens	% Change
01/2010	18,800	-21.0%	76,272	-18.7%	76,272	-18.7%
02/2010	16,200	-13.8%	60,675	-20.4%	60,675	-20.4%
03/2010	24,200	49.4%	97,126	60.1%	97,126	60.1%
04/2010	24,900	2.9%	98,050	1.0%	98,050	1.0%
05/2010	20,000	-19.7%	80,159	-18.2%	80,159	-18.2%
06/2010	22,200	11.0%	88,594	10.5%	88,594	10.5%
07/2010	23,200	4.5%	90,659	2.3%	90,659	2.3%
08/2010	21,100	-9.1%	87,153	-3.9%	87,153	-3.9%
09/2010	26,700	26.5%	107,577	23.4%	107,577	23.4%
10/2010	28,000	4.9%	118,331	10.0%	118,331	10.0%
11/2010	24,000	-14.3%	102,375	-13.5%	102,375	-13.5%
12/2010	29,500	22.9%	120,639	17.8%	120,639	17.8%
01/2011	21,700	-26.4%	90,704	-24.8%	90,704	-24.8%
02/2011	24,700	13.8%	102,837	13.4%	102,837	13.4%
03/2011	25,600	3.6%	102,375	-0.4%	102,375	-0.4%
04/2011	26,800	4.7%	113,120	10.5%	113,120	10.5%
05/2011	24,900	-7.1%	101,921	-9.9%	101,921	-9.9%
06/2011	25,400	2.0%	107,307	5.3%	107,307	5.3%
07/2011	27,300	7.5%	113,513	5.8%	113,513	5.8%
08/2011	26,600	-2.6%	106,248	-6.4%	106,248	-6.4%
09/2011	27,000	1.5%	112,245	5.6%	112,245	5.6%
10/2011	21,500	-20.4%	87,105	-22.4%	87,105	-22.4%
11/2011	26,000	20.9%	108,604	24.7%	108,604	24.7%
12/2011	29,600	13.8%	124,910	15.0%	124,910	15.0%

Data source: ARCOS (2006-2014) and Defendant Distribution Data (Walgreens 1/2006 - 3/2014)

Walgreens # 05487 (8/2000 to 6/2018)
DEA: BW6707472
5300 3rd Street
San Francisco, CA 94124

Walgreen Co Hydrocodone Shipments to Walgreens # 05487

	Dosage Units		MME		Drug Base Weight in mg	
Date	Walgreens	% Change	Walgreens	% Change	Walgreens	% Change
01/2012	19,800	-33.1%	82,396	-34.0%	82,396	-34.0%
02/2012	23,200	17.2%	92,778	12.6%	92,778	12.6%
03/2012	25,800	11.2%	108,396	16.8%	108,396	16.8%
04/2012	22,500	-12.8%	89,145	-17.8%	89,145	-17.8%
05/2012	23,900	6.2%	98,910	11.0%	98,910	11.0%
06/2012	23,300	-2.5%	95,923	-3.0%	95,923	-3.0%
07/2012	20,500	-12.0%	82,126	-14.4%	82,126	-14.4%
08/2012	26,300	28.3%	109,210	33.0%	109,210	33.0%
09/2012	21,800	-17.1%	94,926	-13.1%	94,926	-13.1%
10/2012	24,000	10.1%	102,415	7.9%	102,415	7.9%
11/2012	26,300	9.6%	112,085	9.4%	112,085	9.4%
12/2012	21,900	-16.7%	88,961	-20.6%	88,961	-20.6%
01/2013	23,800	8.7%	103,266	16.1%	103,266	16.1%
02/2013	23,600	-0.8%	103,226	0.0%	103,226	0.0%
03/2013	24,800	5.1%	107,737	4.4%	107,737	4.4%
04/2013	21,000	-15.3%	97,764	-9.3%	97,764	-9.3%
05/2013	24,500	16.7%	113,926	16.5%	113,926	16.5%
06/2013	15,100	-38.4%	79,307	-30.4%	79,307	-30.4%
07/2013	19,500	29.1%	90,810	14.5%	90,810	14.5%
08/2013	26,200	34.4%	118,204	30.2%	118,204	30.2%
09/2013	21,000	-19.8%	91,215	-22.8%	91,215	-22.8%
10/2013	23,200	10.5%	109,999	20.6%	109,999	20.6%
11/2013	23,300	0.4%	105,021	-4.5%	105,021	-4.5%
12/2013	15,800	-32.2%	78,853	-24.9%	78,853	-24.9%

Data source: ARCOS (2006-2014) and Defendant Distribution Data (Walgreens 1/2006 - 3/2014)

Walgreen Co Hydrocodone Shipments to Walgreens # 05487

	Dosage Units		MME		Drug Base Weight in mg	
Date	Walgreens	% Change	Walgreens	% Change	Walgreens	% Change
01/2014	26,200	65.8%	120,004	52.2%	120,004	52.2%
02/2014	18,800	-28.2%	81,259	-32.3%	81,259	-32.3%
03/2014	5,700	-69.7%	22,097	-72.8%	22,097	-72.8%
04/2014	0	-100.0%	0	-100.0%	0	-100.0%
05/2014	0	n/a	0	n/a	0	n/a
06/2014	0	n/a	0	n/a	0	n/a
07/2014	0	n/a	0	n/a	0	n/a
08/2014	0	n/a	0	n/a	0	n/a
09/2014	0	n/a	0	n/a	0	n/a
10/2014	0	n/a	0	n/a	0	n/a
11/2014	0	n/a	0	n/a	0	n/a
12/2014	0	n/a	0	n/a	0	n/a
01/2015	0	n/a	0	n/a	0	n/a
02/2015	0	n/a	0	n/a	0	n/a
03/2015	0	n/a	0	n/a	0	n/a
04/2015	0	n/a	0	n/a	0	n/a
05/2015	0	n/a	0	n/a	0	n/a
06/2015	0	n/a	0	n/a	0	n/a
07/2015	0	n/a	0	n/a	0	n/a
08/2015	0	n/a	0	n/a	0	n/a
09/2015	0	n/a	0	n/a	0	n/a
10/2015	0	n/a	0	n/a	0	n/a
11/2015	0	n/a	0	n/a	0	n/a
12/2015	0	n/a	0	n/a	0	n/a

Data source: ARCOS (2006-2014) and Defendant Distribution Data (Walgreens 1/2006 - 3/2014)

Walgreens # 05487 (8/2000 to 6/2018)
DEA: BW6707472
5300 3rd Street
San Francisco, CA 94124

Walgreen Co Hydrocodone Shipments to Walgreens # 05487

	Dosage Units		MME		Drug Base Weight in mg	
Date	Walgreens	% Change	Walgreens	% Change	Walgreens	% Change
1996	0		0		0	
1997	0	n/a	0	n/a	0	n/a
1998	0	n/a	0	n/a	0	n/a
1999	0	n/a	0	n/a	0	n/a
2000	0	n/a	0	n/a	0	n/a
2001	0	n/a	0	n/a	0	n/a
2002	0	n/a	0	n/a	0	n/a
2003	0	n/a	0	n/a	0	n/a
2004	0	n/a	0	n/a	0	n/a
2005	0	n/a	0	n/a	0	n/a
2006	179,600	n/a	671,091	n/a	671,091	n/a
2007	196,800	9.6%	765,206	14.0%	765,206	14.0%
2008	220,400	12.0%	833,395	8.9%	833,395	8.9%
2009	255,000	15.7%	1,002,212	20.3%	1,002,212	20.3%
2010	278,800	9.3%	1,127,611	12.5%	1,127,611	12.5%
2011	307,100	10.2%	1,270,887	12.7%	1,270,887	12.7%
2012	279,300	-9.1%	1,157,272	-8.9%	1,157,272	-8.9%
2013	261,800	-6.3%	1,199,329	3.6%	1,199,329	3.6%
2014	50,700	-80.6%	223,360	-81.4%	223,360	-81.4%
2015	0	-100.0%	0	-100.0%	0	-100.0%
2016	0	n/a	0	n/a	0	n/a
2017	0	n/a	0	n/a	0	n/a
2018	0	n/a	0	n/a	0	n/a
2019	0	n/a	0	n/a	0	n/a
Total	**2,029,500**		**8,250,364**		**8,250,364**	

Data source: ARCOS (2006-2014) and Defendant Distribution Data (Walgreens 1/2006 - 3/2014)

Walgreens # 05487 (8/2000 to 6/2018)
DEA: BW6707472
5300 3rd Street
San Francisco, CA 94124

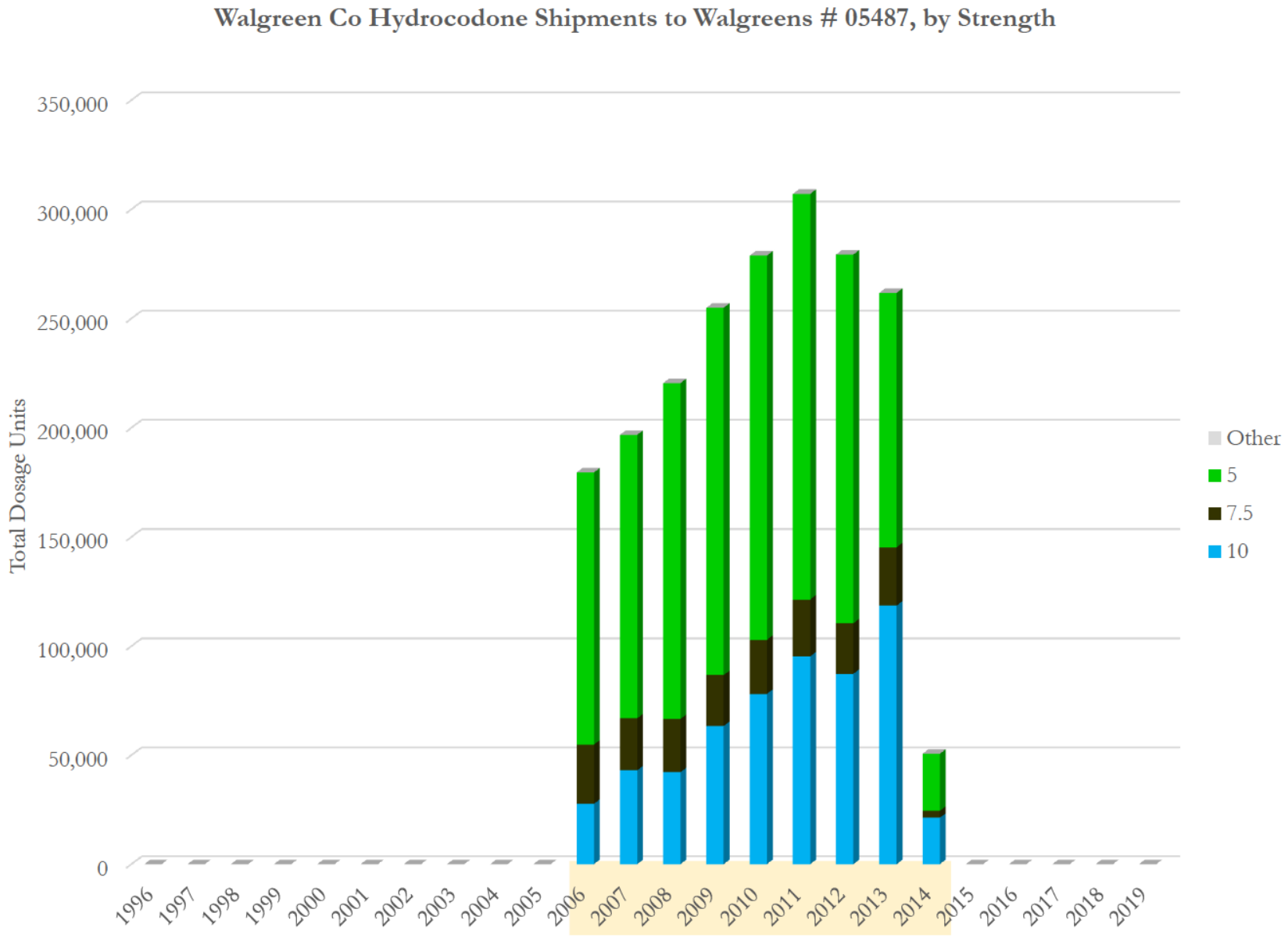

Data source: ARCOS (2006-2014) and Defendant Distribution Data (Walgreens 1/2006 - 3/2014)

Walgreens # 05487 (8/2000 to 6/2018)
DEA: BW6707472
5300 3rd Street
San Francisco, CA 94124

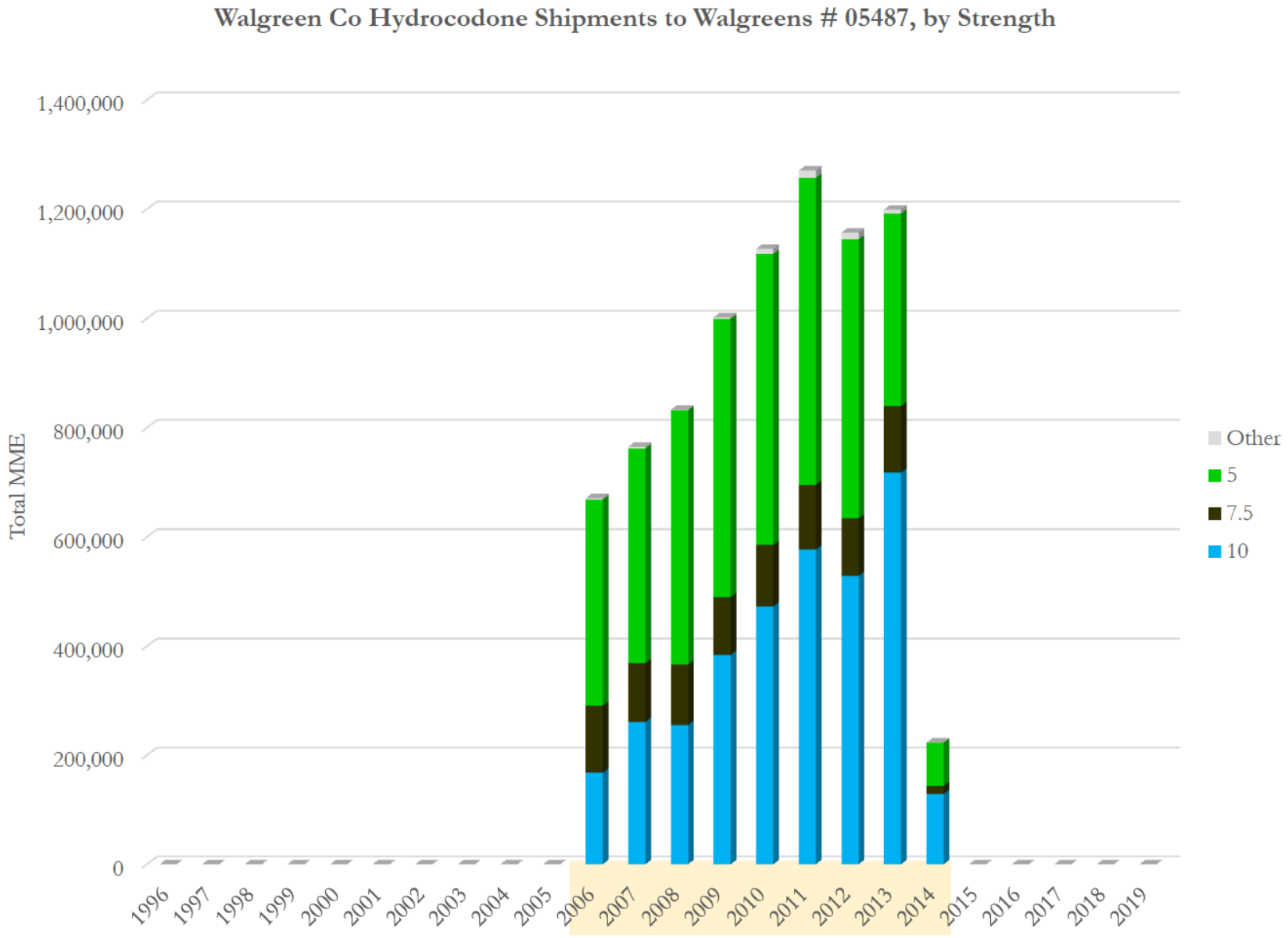

Data source: ARCOS (2006-2014) and Defendant Distribution Data (Walgreens 1/2006 - 3/2014)

Walgreens # 05487 (8/2000 to 6/2018)
DEA: BW6707472
5300 3rd Street
San Francisco, CA 94124

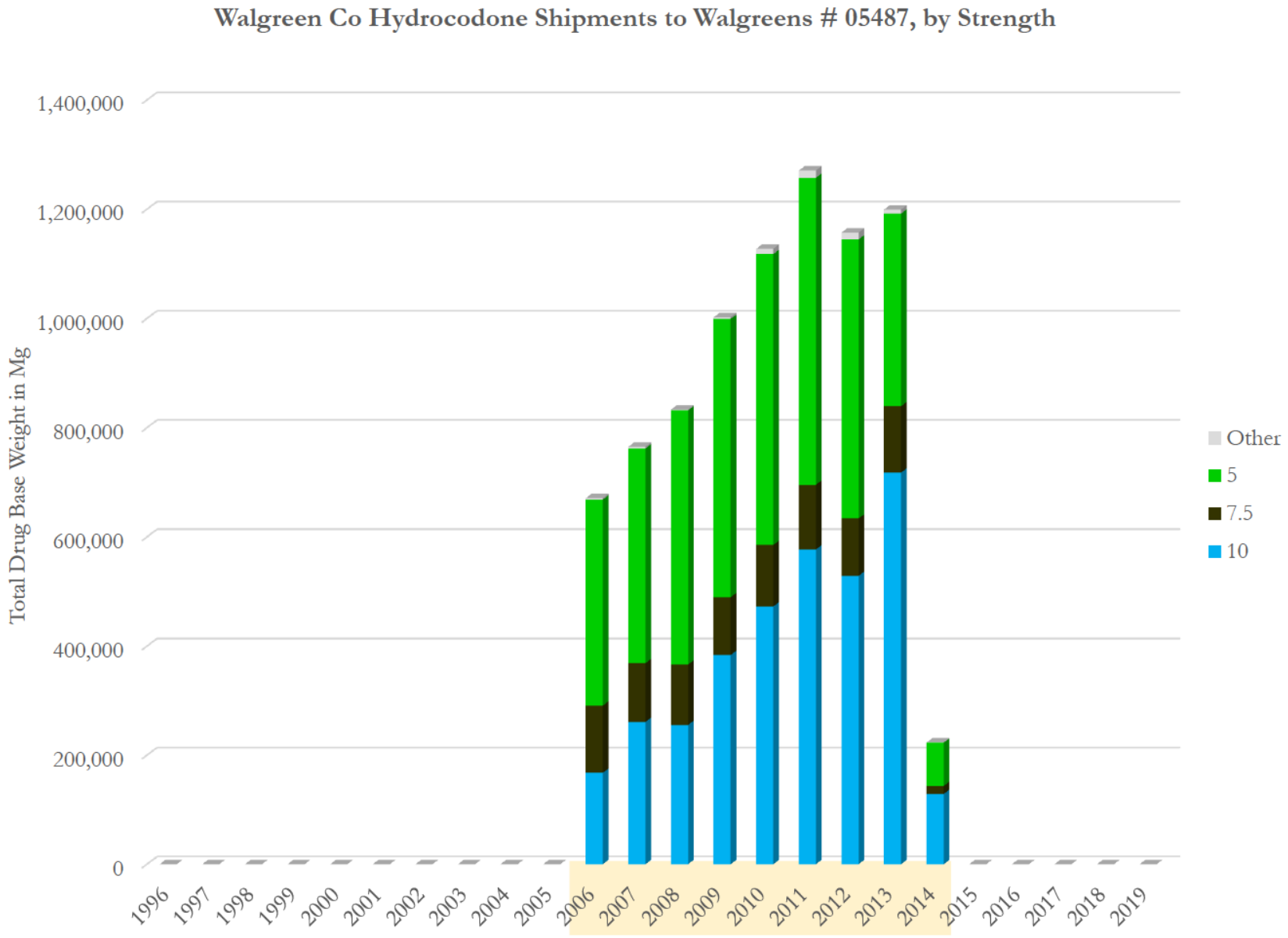

Data source: ARCOS (2006-2014) and Defendant Distribution Data (Walgreens 1/2006 - 3/2014)

Walgreens # 05487 (8/2000 to 6/2018)
DEA: BW6707472
5300 3rd Street
San Francisco, CA 94124

Walgreen Co Hydrocodone Shipments to Walgreens # 05487, by Strength
(Total Dosage Units)

Strength Year\	10	7.5	5	Other	Total	Avg. Str
1996	0	0	0	0	**0**	
1997	0	0	0	0	**0**	
1998	0	0	0	0	**0**	
1999	0	0	0	0	**0**	
2000	0	0	0	0	**0**	
2001	0	0	0	0	**0**	
2002	0	0	0	0	**0**	
2003	0	0	0	0	**0**	
2004	0	0	0	0	**0**	
2005	0	0	0	0	**0**	
2006	27,700	27,100	124,800	0	**179,600**	6.15
2007	43,100	23,800	129,900	0	**196,800**	6.40
2008	42,200	24,400	153,800	0	**220,400**	6.23
2009	63,400	23,300	168,300	0	**255,000**	6.47
2010	78,100	24,800	175,900	0	**278,800**	6.62
2011	95,300	26,100	185,700	0	**307,100**	6.76
2012	87,300	23,200	168,800	0	**279,300**	6.77
2013	118,600	26,700	116,500	0	**261,800**	7.52
2014	21,300	3,200	26,200	0	**50,700**	7.26
2015	0	0	0	0	**0**	
2016	0	0	0	0	**0**	
2017	0	0	0	0	**0**	
2018	0	0	0	0	**0**	
2019	0	0	0	0	**0**	
Total	**577,000**	**202,600**	**1,249,900**	**0**	**2,029,500**	6.67

Data source: ARCOS (2006-2014) and Defendant Distribution Data (Walgreens 1/2006 - 3/2014)

Walgreens # 05487 (8/2000 to 6/2018)
DEA: BW6707472
5300 3rd Street
San Francisco, CA 94124

Walgreen Co Hydrocodone Shipments to Walgreens # 05487, by Strength (Total MME)

Strength Year\	10	7.5	5	Other	Total	Avg. Str
1996	0	0	0	0	**0**	
1997	0	0	0	0	**0**	
1998	0	0	0	0	**0**	
1999	0	0	0	0	**0**	
2000	0	0	0	0	**0**	
2001	0	0	0	0	**0**	
2002	0	0	0	0	**0**	
2003	0	0	0	0	**0**	
2004	0	0	0	0	**0**	
2005	0	0	0	0	**0**	
2006	167,696	123,048	377,770	2,578	**671,091**	6.15
2007	260,927	108,064	393,207	3,007	**765,206**	6.40
2008	255,479	110,788	465,553	1,575	**833,395**	6.23
2009	383,824	105,794	509,444	3,151	**1,002,212**	6.47
2010	472,817	112,604	532,449	9,740	**1,127,611**	6.62
2011	576,946	118,507	562,114	13,320	**1,270,887**	6.76
2012	528,514	105,340	510,958	12,461	**1,157,272**	6.77
2013	718,004	121,231	352,646	7,448	**1,199,329**	7.52
2014	128,950	14,530	79,307	573	**223,360**	7.26
2015	0	0	0	0	**0**	
2016	0	0	0	0	**0**	
2017	0	0	0	0	**0**	
2018	0	0	0	0	**0**	
2019	0	0	0	0	**0**	
Total	**3,493,158**	**919,905**	**3,783,447**	**53,854**	**8,250,364**	6.67

Data source: ARCOS (2006-2014) and Defendant Distribution Data (Walgreens 1/2006 - 3/2014)

Walgreens # 05487 (8/2000 to 6/2018)
DEA: BW6707472
5300 3rd Street
San Francisco, CA 94124

Walgreen Co Hydrocodone Shipments to Walgreens # 05487, by Strength
(Total Drug Base Weight in Milligram)

Strength Year\	10	7.5	5	Other	Total	Avg. Str
1996	0	0	0	0	**0**	
1997	0	0	0	0	**0**	
1998	0	0	0	0	**0**	
1999	0	0	0	0	**0**	
2000	0	0	0	0	**0**	
2001	0	0	0	0	**0**	
2002	0	0	0	0	**0**	
2003	0	0	0	0	**0**	
2004	0	0	0	0	**0**	
2005	0	0	0	0	**0**	
2006	167,696	123,048	377,770	2,578	**671,091**	6.15
2007	260,927	108,064	393,207	3,007	**765,206**	6.40
2008	255,479	110,788	465,553	1,575	**833,395**	6.23
2009	383,824	105,794	509,444	3,151	**1,002,212**	6.47
2010	472,817	112,604	532,449	9,740	**1,127,611**	6.62
2011	576,946	118,507	562,114	13,320	**1,270,887**	6.76
2012	528,514	105,340	510,958	12,461	**1,157,272**	6.77
2013	718,004	121,231	352,646	7,448	**1,199,329**	7.52
2014	128,950	14,530	79,307	573	**223,360**	7.26
2015	0	0	0	0	**0**	
2016	0	0	0	0	**0**	
2017	0	0	0	0	**0**	
2018	0	0	0	0	**0**	
2019	0	0	0	0	**0**	
Total	**3,493,158**	**919,905**	**3,783,447**	**53,854**	**8,250,364**	6.67

Data source: ARCOS (2006-2014) and Defendant Distribution Data (Walgreens 1/2006 - 3/2014)

Walgreens # 01403 (1/1996 to 12/2017)
DEA: AW2706882
3201 Divisadero St
San Francisco, CA 94123

Walgreen Co Oxycodone Shipments to Walgreens # 01403

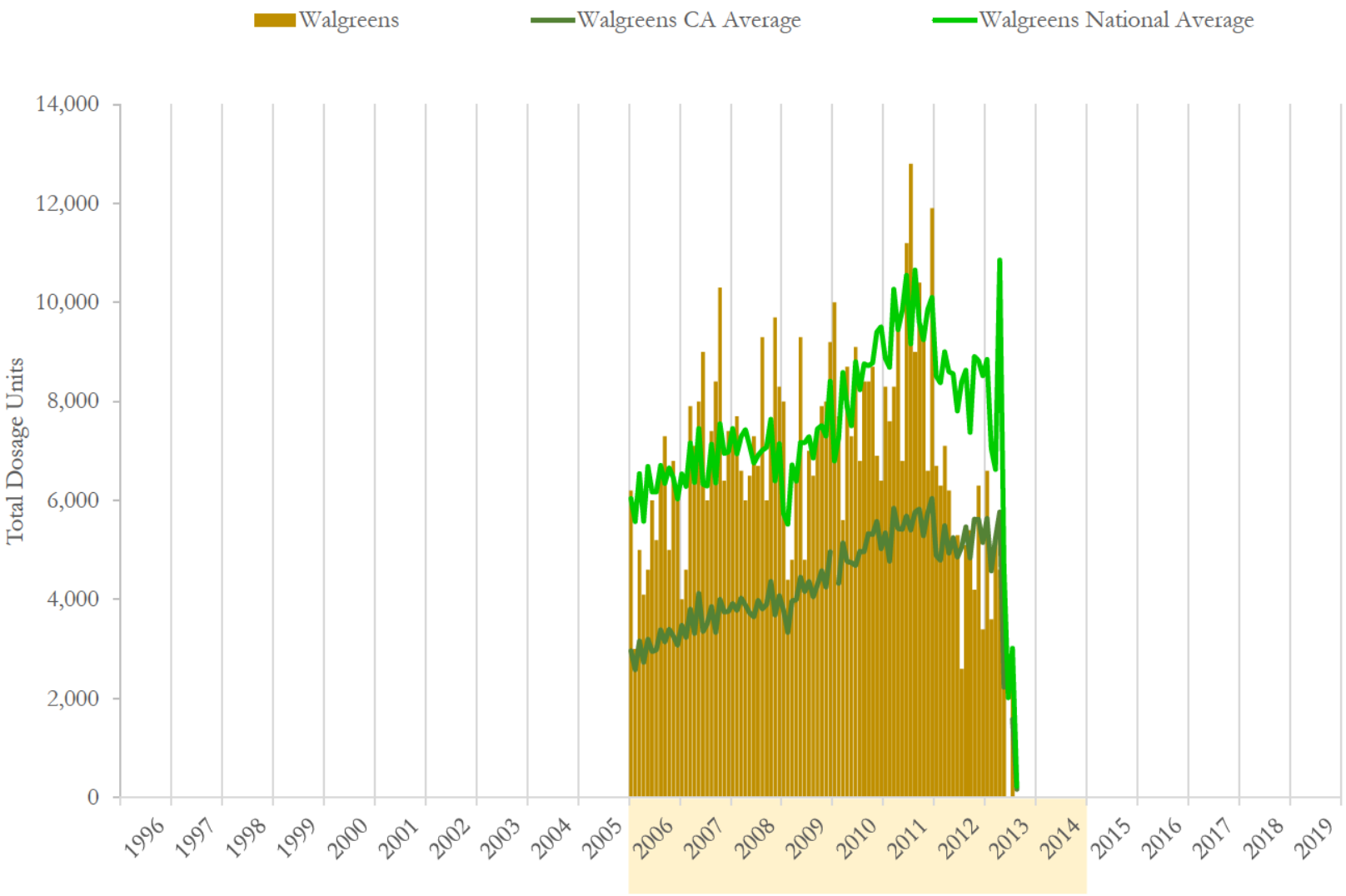

National and state averages reflect oxycodone shipped from Walgreen Co to all active pharmacies each month.
Data source: ARCOS (2006-2014) and Defendant Distribution Data (Walgreens 1/2006 - 3/2014)

Walgreens # 01403 (1/1996 to 12/2017)
DEA: AW2706882
3201 Divisadero St
San Francisco, CA 94123

Walgreen Co Oxycodone Shipments to Walgreens # 01403

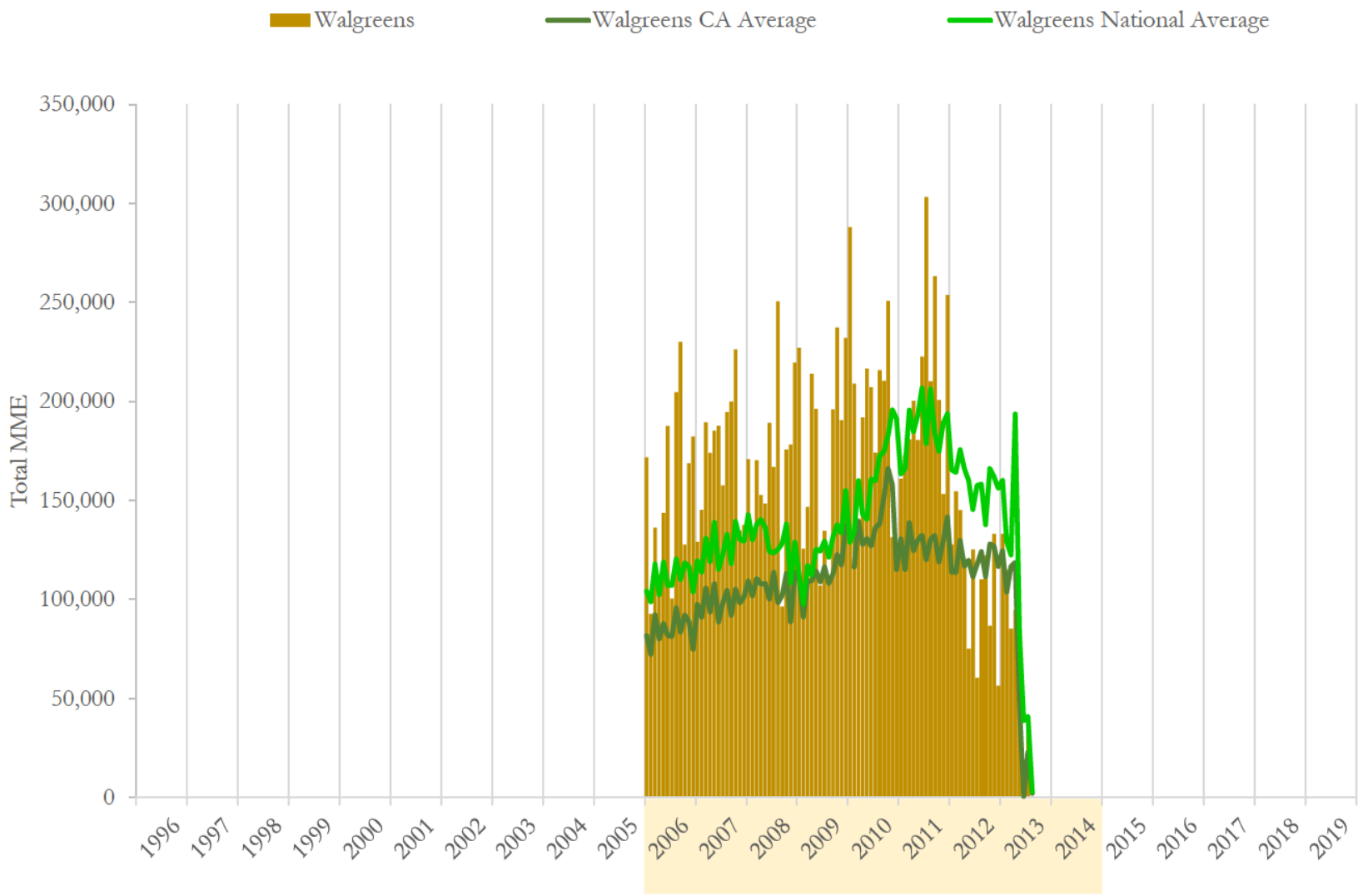

National and state averages reflect oxycodone shipped from Walgreen Co to all active pharmacies each month.
Data source: ARCOS (2006-2014) and Defendant Distribution Data (Walgreens 1/2006 - 3/2014)

Walgreens # 01403 (1/1996 to 12/2017)
DEA: AW2706882
3201 Divisadero St
San Francisco, CA 94123

Walgreen Co Oxycodone Shipments to Walgreens # 01403

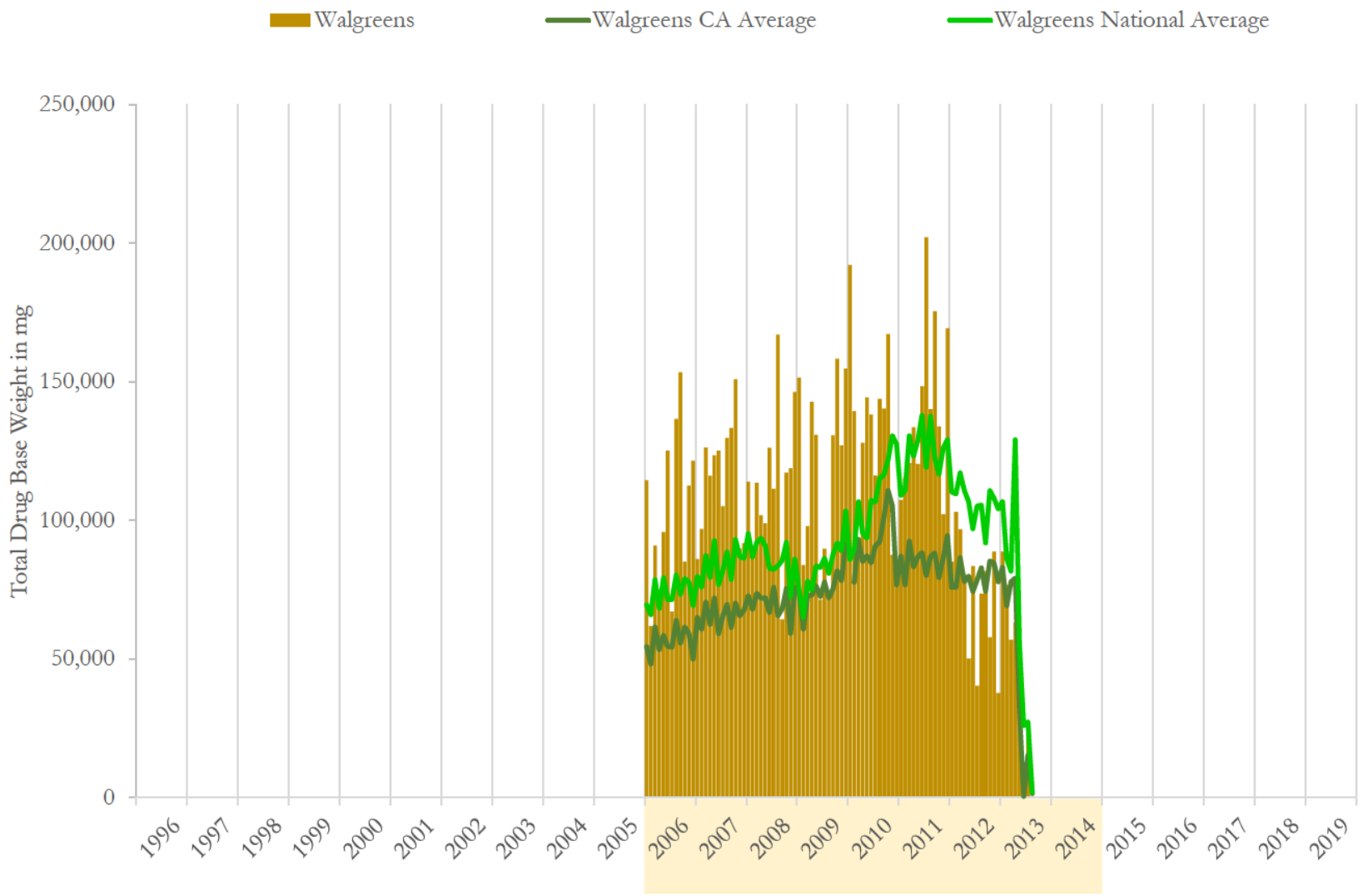

National and state averages reflect oxycodone shipped from Walgreen Co to all active pharmacies each month.
Data source: ARCOS (2006-2014) and Defendant Distribution Data (Walgreens 1/2006 - 3/2014)

Walgreen Co Oxycodone Shipments to Walgreens # 01403

	Dosage Units		MME		Drug Base Weight in mg	
Date	Walgreens	% Change	Walgreens	% Change	Walgreens	% Change
01/2006	6,200	n/a	171,792	n/a	114,528	n/a
02/2006	3,000	-51.6%	92,788	-46.0%	61,859	-46.0%
03/2006	5,000	66.7%	136,325	46.9%	90,883	46.9%
04/2006	4,100	-18.0%	112,219	-17.7%	74,813	-17.7%
05/2006	4,600	12.2%	143,659	28.0%	95,773	28.0%
06/2006	6,000	30.4%	187,667	30.6%	125,111	30.6%
07/2006	5,200	-13.3%	100,609	-46.4%	67,072	-46.4%
08/2006	6,500	25.0%	204,738	103.5%	136,492	103.5%
09/2006	7,300	12.3%	230,189	12.4%	153,459	12.4%
10/2006	5,000	-31.5%	127,684	-44.5%	85,123	-44.5%
11/2006	6,800	36.0%	168,766	32.2%	112,511	32.2%
12/2006	6,100	-10.3%	182,319	8.0%	121,546	8.0%
01/2007	4,000	-34.4%	129,096	-29.2%	86,064	-29.2%
02/2007	4,600	15.0%	145,299	12.6%	96,866	12.6%
03/2007	7,900	71.7%	189,434	30.4%	126,289	30.4%
04/2007	7,100	-10.1%	174,078	-8.1%	116,052	-8.1%
05/2007	8,000	12.7%	185,291	6.4%	123,527	6.4%
06/2007	9,000	12.5%	187,719	1.3%	125,146	1.3%
07/2007	6,000	-33.3%	157,618	-16.0%	105,078	-16.0%
08/2007	7,400	23.3%	194,578	23.4%	129,718	23.4%
09/2007	8,400	13.5%	199,895	2.7%	133,263	2.7%
10/2007	10,300	22.6%	226,341	13.2%	150,894	13.2%
11/2007	6,400	-37.9%	134,877	-40.4%	89,918	-40.4%
12/2007	7,400	15.6%	137,486	1.9%	91,657	1.9%

Data source: ARCOS (2006-2014) and Defendant Distribution Data (Walgreens 1/2006 - 3/2014)

Walgreens # 01403 (1/1996 to 12/2017)
DEA: AW2706882
3201 Divisadero St
San Francisco, CA 94123

Walgreen Co Oxycodone Shipments to Walgreens # 01403

	Dosage Units		MME		Drug Base Weight in mg	
Date	Walgreens	% Change	Walgreens	% Change	Walgreens	% Change
01/2008	7,400	0.0%	170,850	24.3%	113,900	24.3%
02/2008	7,700	4.1%	132,739	-22.3%	88,493	-22.3%
03/2008	6,600	-14.3%	170,346	28.3%	113,564	28.3%
04/2008	6,000	-9.1%	152,763	-10.3%	101,842	-10.3%
05/2008	6,500	8.3%	148,439	-2.8%	98,960	-2.8%
06/2008	7,300	12.3%	189,273	27.5%	126,182	27.5%
07/2008	6,700	-8.2%	167,018	-11.8%	111,345	-11.8%
08/2008	9,300	38.8%	250,460	50.0%	166,973	50.0%
09/2008	6,000	-35.5%	96,419	-61.5%	64,279	-61.5%
10/2008	7,600	26.7%	175,826	82.4%	117,217	82.4%
11/2008	9,700	27.6%	178,179	1.3%	118,786	1.3%
12/2008	8,300	-14.4%	219,530	23.2%	146,354	23.2%
01/2009	8,000	-3.6%	227,128	3.5%	151,419	3.5%
02/2009	4,400	-45.0%	125,734	-44.6%	83,823	-44.6%
03/2009	4,800	9.1%	146,779	16.7%	97,853	16.7%
04/2009	6,600	37.5%	214,017	45.8%	142,678	45.8%
05/2009	9,300	40.9%	196,334	-8.3%	130,889	-8.3%
06/2009	4,800	-48.4%	107,042	-45.5%	71,361	-45.5%
07/2009	7,000	45.8%	134,677	25.8%	89,784	25.8%
08/2009	6,500	-7.1%	107,580	-20.1%	71,720	-20.1%
09/2009	7,400	13.8%	195,997	82.2%	130,665	82.2%
10/2009	7,900	6.8%	237,348	21.1%	158,232	21.1%
11/2009	8,000	1.3%	190,551	-19.7%	127,034	-19.7%
12/2009	9,200	15.0%	231,969	21.7%	154,646	21.7%

Data source: ARCOS (2006-2014) and Defendant Distribution Data (Walgreens 1/2006 - 3/2014)

Walgreens # 01403 (1/1996 to 12/2017)
DEA: AW2706882
3201 Divisadero St
San Francisco, CA 94123

Walgreen Co Oxycodone Shipments to Walgreens # 01403

	Dosage Units		MME		Drug Base Weight in mg	
Date	Walgreens	% Change	Walgreens	% Change	Walgreens	% Change
01/2010	10,000	8.7%	288,045	24.2%	192,030	24.2%
02/2010	7,700	-23.0%	209,041	-27.4%	139,361	-27.4%
03/2010	5,600	-27.3%	140,190	-32.9%	93,460	-32.9%
04/2010	8,700	55.4%	191,963	36.9%	127,975	36.9%
05/2010	7,300	-16.1%	216,505	12.8%	144,337	12.8%
06/2010	9,100	24.7%	207,226	-4.3%	138,151	-4.3%
07/2010	6,800	-25.3%	174,145	-16.0%	116,097	-16.0%
08/2010	8,400	23.5%	215,765	23.9%	143,843	23.9%
09/2010	8,400	0.0%	210,453	-2.5%	140,302	-2.5%
10/2010	8,700	3.6%	250,796	19.2%	167,197	19.2%
11/2010	6,900	-20.7%	131,382	-47.6%	87,588	-47.6%
12/2010	6,400	-7.2%	122,708	-6.6%	81,806	-6.6%
01/2011	8,300	29.7%	161,034	31.2%	107,356	31.2%
02/2011	7,600	-8.4%	173,069	7.5%	115,380	7.5%
03/2011	8,300	9.2%	180,869	4.5%	120,579	4.5%
04/2011	9,700	16.9%	200,368	10.8%	133,579	10.8%
05/2011	6,800	-29.9%	180,533	-9.9%	120,355	-9.9%
06/2011	11,200	64.7%	222,556	23.3%	148,371	23.3%
07/2011	12,800	14.3%	303,241	36.3%	202,161	36.3%
08/2011	9,000	-29.7%	210,117	-30.7%	140,078	-30.7%
09/2011	10,400	15.6%	263,168	25.2%	175,445	25.2%
10/2011	9,300	-10.6%	200,704	-23.7%	133,803	-23.7%
11/2011	6,600	-29.0%	153,302	-23.6%	102,201	-23.6%
12/2011	11,900	80.3%	253,822	65.6%	169,214	65.6%

Data source: ARCOS (2006-2014) and Defendant Distribution Data (Walgreens 1/2006 - 3/2014)

Walgreens # 01403 (1/1996 to 12/2017)
DEA: AW2706882
3201 Divisadero St
San Francisco, CA 94123

Walgreen Co Oxycodone Shipments to Walgreens # 01403

	Dosage Units		MME		Drug Base Weight in mg	
Date	Walgreens	% Change	Walgreens	% Change	Walgreens	% Change
01/2012	6,700	-43.7%	127,729	-49.7%	85,153	-49.7%
02/2012	6,300	-6.0%	154,646	21.1%	103,098	21.1%
03/2012	7,100	12.7%	145,233	-6.1%	96,822	-6.1%
04/2012	6,200	-12.7%	120,355	-17.1%	80,237	-17.1%
05/2012	5,200	-16.1%	75,306	-37.4%	50,204	-37.4%
06/2012	5,300	1.9%	125,196	66.3%	83,464	66.3%
07/2012	2,600	-50.9%	60,514	-51.7%	40,343	-51.7%
08/2012	5,100	96.2%	110,270	82.2%	73,513	82.2%
09/2012	5,400	5.9%	122,372	11.0%	81,582	11.0%
10/2012	4,200	-22.2%	86,736	-29.1%	57,824	-29.1%
11/2012	6,300	50.0%	133,130	53.5%	88,754	53.5%
12/2012	3,400	-46.0%	56,480	-57.6%	37,653	-57.6%
01/2013	6,600	94.1%	133,130	135.7%	88,754	135.7%
02/2013	3,600	-45.5%	114,976	-13.6%	76,651	-13.6%
03/2013	5,200	44.4%	85,392	-25.7%	56,928	-25.7%
04/2013	4,600	-11.5%	94,805	11.0%	63,203	11.0%
05/2013	3,100	-32.6%	48,075	-49.3%	32,050	-49.3%
06/2013	0	-100.0%	0	-100.0%	0	-100.0%
07/2013	2,600	n/a	38,325	n/a	25,550	n/a
08/2013	0	-100.0%	0	-100.0%	0	-100.0%
09/2013	0	n/a	0	n/a	0	n/a
10/2013	0	n/a	0	n/a	0	n/a
11/2013	0	n/a	0	n/a	0	n/a
12/2013	0	n/a	0	n/a	0	n/a

Data source: ARCOS (2006-2014) and Defendant Distribution Data (Walgreens 1/2006 - 3/2014)

Walgreens # 01403 (1/1996 to 12/2017)
DEA: AW2706882
3201 Divisadero St
San Francisco, CA 94123

Walgreen Co Oxycodone Shipments to Walgreens # 01403

	Dosage Units		MME		Drug Base Weight in mg	
Date	Walgreens	% Change	Walgreens	% Change	Walgreens	% Change
1996	0		0		0	
1997	0	n/a	0	n/a	0	n/a
1998	0	n/a	0	n/a	0	n/a
1999	0	n/a	0	n/a	0	n/a
2000	0	n/a	0	n/a	0	n/a
2001	0	n/a	0	n/a	0	n/a
2002	0	n/a	0	n/a	0	n/a
2003	0	n/a	0	n/a	0	n/a
2004	0	n/a	0	n/a	0	n/a
2005	0	n/a	0	n/a	0	n/a
2006	65,800	n/a	1,858,754	n/a	1,239,169	n/a
2007	86,500	31.5%	2,061,711	10.9%	1,374,474	10.9%
2008	89,100	3.0%	2,051,841	-0.5%	1,367,894	-0.5%
2009	83,900	-5.8%	2,115,157	3.1%	1,410,105	3.1%
2010	94,000	12.0%	2,358,221	11.5%	1,572,147	11.5%
2011	111,900	19.0%	2,502,781	6.1%	1,668,521	6.1%
2012	63,800	-43.0%	1,317,967	-47.3%	878,645	-47.3%
2013	25,700	-59.7%	514,703	-60.9%	343,135	-60.9%
2014	0	-100.0%	0	-100.0%	0	-100.0%
2015	0	n/a	0	n/a	0	n/a
2016	0	n/a	0	n/a	0	n/a
2017	0	n/a	0	n/a	0	n/a
2018	0	n/a	0	n/a	0	n/a
2019	0	n/a	0	n/a	0	n/a
Total	**620,700**		**14,781,136**		**9,854,091**	

Data source: ARCOS (2006-2014) and Defendant Distribution Data (Walgreens 1/2006 - 3/2014)

Walgreens # 01403 (1/1996 to 12/2017)
DEA: AW2706882
3201 Divisadero St
San Francisco, CA 94123

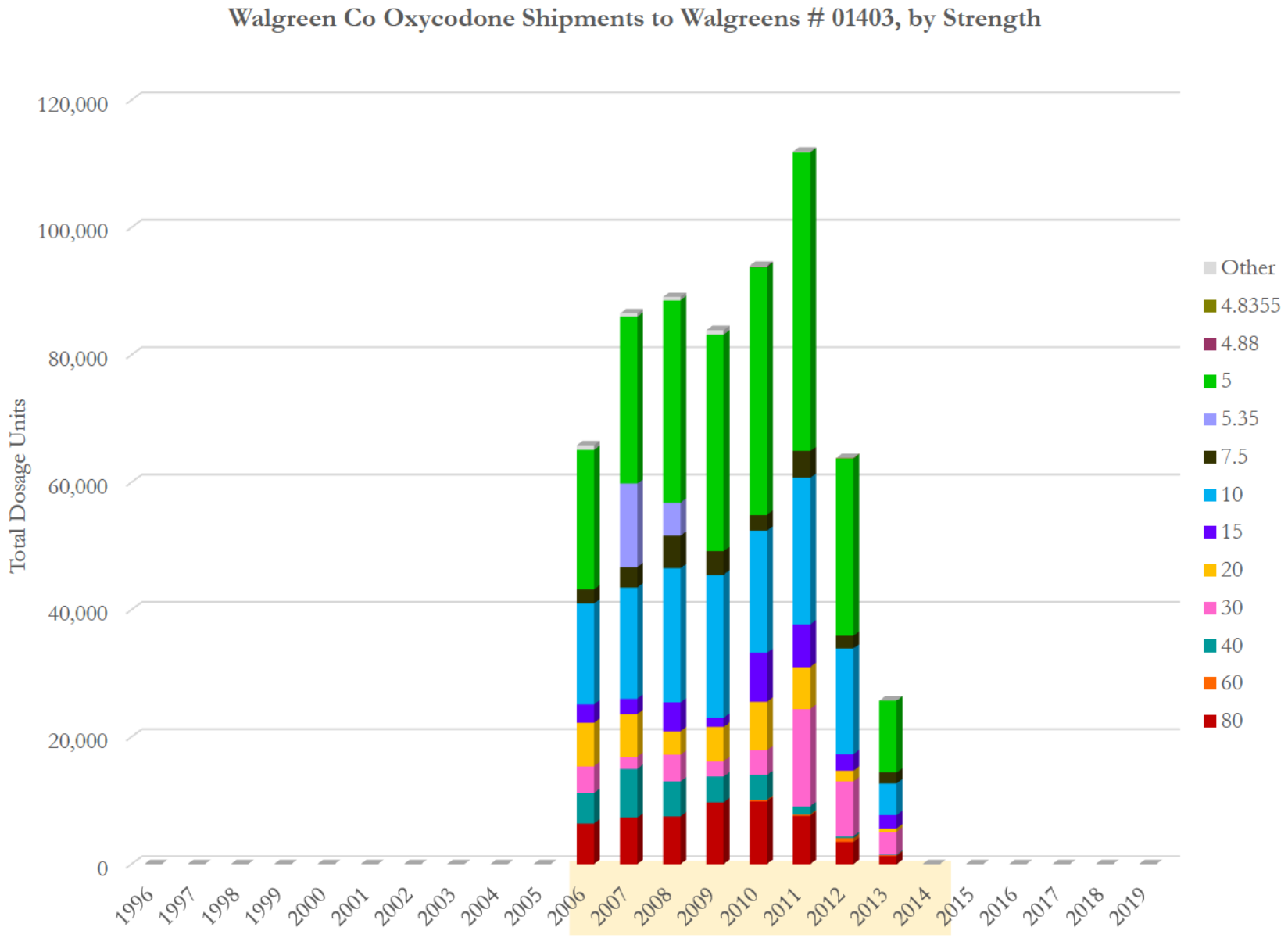

Data source: ARCOS (2006-2014) and Defendant Distribution Data (Walgreens 1/2006 - 3/2014)

Walgreens # 01403 (1/1996 to 12/2017)
DEA: AW2706882
3201 Divisadero St
San Francisco, CA 94123

Walgreen Co Oxycodone Shipments to Walgreens # 01403, by Strength

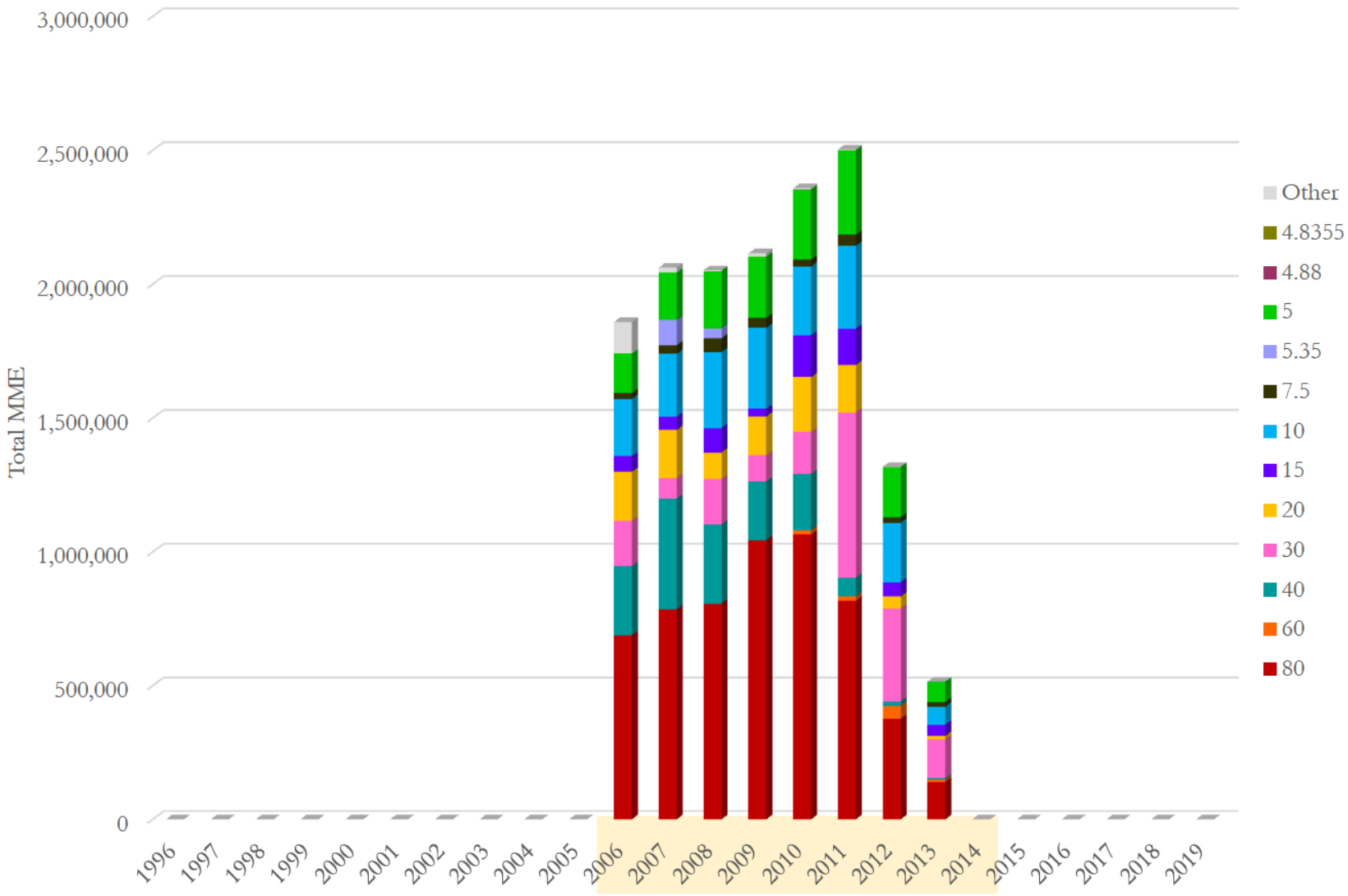

Data source: ARCOS (2006-2014) and Defendant Distribution Data (Walgreens 1/2006 - 3/2014)

Walgreens # 01403 (1/1996 to 12/2017)
DEA: AW2706882
3201 Divisadero St
San Francisco, CA 94123

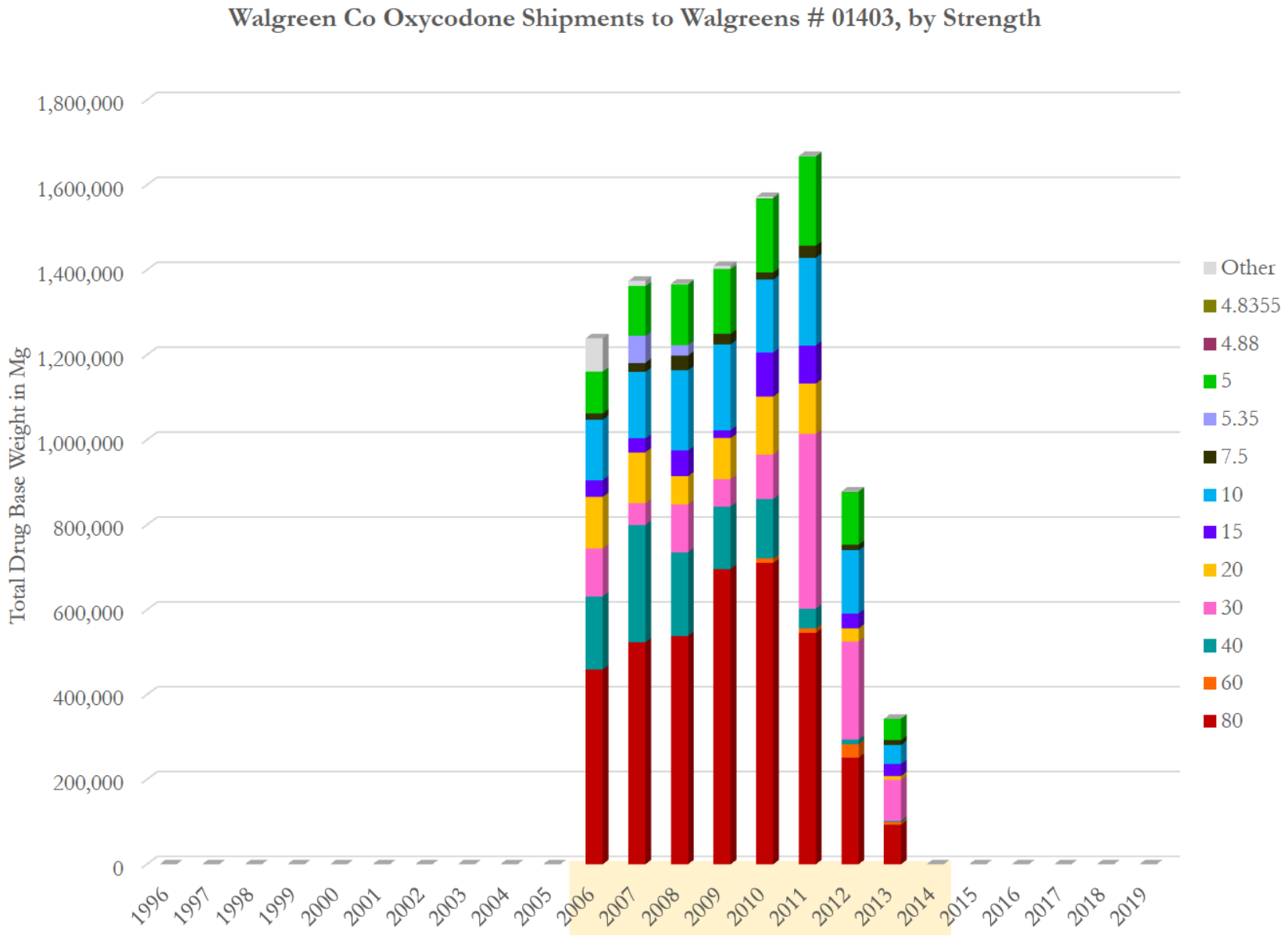

Data source: ARCOS (2006-2014) and Defendant Distribution Data (Walgreens 1/2006 - 3/2014)

Walgreens # 01403 (1/1996 to 12/2017)
DEA: AW2706882
3201 Divisadero St
San Francisco, CA 94123

Walgreen Co Oxycodone Shipments to Walgreens # 01403, by Strength
(Total Dosage Units)

Strength Year\	80	60	40	30	20	15	10	7.5	5.35	5	4.88	4.8355	Other	Total	Avg. Str
1996	0	0	0	0	0	0	0	0	0	0	0	0	0	**0**	
1997	0	0	0	0	0	0	0	0	0	0	0	0	0	**0**	
1998	0	0	0	0	0	0	0	0	0	0	0	0	0	**0**	
1999	0	0	0	0	0	0	0	0	0	0	0	0	0	**0**	
2000	0	0	0	0	0	0	0	0	0	0	0	0	0	**0**	
2001	0	0	0	0	0	0	0	0	0	0	0	0	0	**0**	
2002	0	0	0	0	0	0	0	0	0	0	0	0	0	**0**	
2003	0	0	0	0	0	0	0	0	0	0	0	0	0	**0**	
2004	0	0	0	0	0	0	0	0	0	0	0	0	0	**0**	
2005	0	0	0	0	0	0	0	0	0	0	0	0	0	**0**	
2006	6,400	0	4,800	4,200	6,800	2,900	15,900	2,200	0	21,900	0	0	700	**65,800**	19 88
2007	7,300	0	7,700	1,900	6,700	2,400	17,500	3,200	13,100	26,200	0	0	500	**86,500**	17 66
2008	7,500	0	5,500	4,200	3,700	4,500	21,100	5,100	5,200	31,800	0	0	500	**89,100**	17 20
2009	9,700	0	4,100	2,400	5,400	1,400	22,500	3,700	0	34,000	0	0	700	**83,900**	18 80
2010	9,900	200	3,900	3,900	7,600	7,700	19,200	2,500	0	38,900	100	0	100	**94,000**	18 64
2011	7,600	200	1,300	15,300	6,600	6,700	23,000	4,200	0	46,900	0	0	100	**111,900**	16 63
2012	3,500	600	300	8,600	1,700	2,600	16,600	2,000	0	27,800	0	100	0	**63,800**	15 35
2013	1,300	100	100	3,600	500	2,100	5,000	1,700	0	11,300	0	0	0	**25,700**	14 89
2014	0	0	0	0	0	0	0	0	0	0	0	0	0	**0**	
2015	0	0	0	0	0	0	0	0	0	0	0	0	0	**0**	
2016	0	0	0	0	0	0	0	0	0	0	0	0	0	**0**	
2017	0	0	0	0	0	0	0	0	0	0	0	0	0	**0**	
2018	0	0	0	0	0	0	0	0	0	0	0	0	0	**0**	
2019	0	0	0	0	0	0	0	0	0	0	0	0	0	**0**	
Total	**53,200**	**1,100**	**27,700**	**44,100**	**39,000**	**30,300**	**140,800**	**24,600**	**18,300**	**238,800**	**100**	**100**	**2,600**	**620,700**	17 59

Data source: ARCOS (2006-2014) and Defendant Distribution Data (Walgreens 1/2006 - 3/2014)

Walgreens # 01403 (1/1996 to 12/2017)
DEA: AW2706882
3201 Divisadero St
San Francisco, CA 94123

Walgreen Co Oxycodone Shipments to Walgreens # 01403, by Strength
(Total MME)

Strength Year\	80	60	40	30	20	15	10	7.5	5.35	5	4.88	4.8355	Other	Total	Avg. Str
1996	0	0	0	0	0	0	0	0	0	0	0	0	0	**0**	
1997	0	0	0	0	0	0	0	0	0	0	0	0	0	**0**	
1998	0	0	0	0	0	0	0	0	0	0	0	0	0	**0**	
1999	0	0	0	0	0	0	0	0	0	0	0	0	0	**0**	
2000	0	0	0	0	0	0	0	0	0	0	0	0	0	**0**	
2001	0	0	0	0	0	0	0	0	0	0	0	0	0	**0**	
2002	0	0	0	0	0	0	0	0	0	0	0	0	0	**0**	
2003	0	0	0	0	0	0	0	0	0	0	0	0	0	**0**	
2004	0	0	0	0	0	0	0	0	0	0	0	0	0	**0**	
2005	0	0	0	0	0	0	0	0	0	0	0	0	0	**0**	
2006	688,512	0	258,192	169,439	182,886	58,497	213,815	22,188	0	147,250	0	0	117,975	**1,858,754**	19 88
2007	785,334	0	414,183	76,651	180,197	48,411	235,331	32,274	94,236	176,160	0	0	18,933	**2,061,711**	17 66
2008	806,850	0	295,845	169,439	99,512	90,771	283,742	51,437	37,407	213,814	0	0	3,026	**2,051,841**	17 20
2009	1,043,526	0	220,539	96,822	145,233	28,240	302,569	37,317	0	228,608	0	0	12,304	**2,115,157**	18 80
2010	1,065,042	16,137	209,781	157,336	204,402	155,319	258,192	25,214	0	261,554	605	0	4,639	**2,358,221**	18 64
2011	817,608	16,137	69,927	617,240	177,507	135,147	309,293	42,360	0	315,344	0	0	2,219	**2,502,781**	16 63
2012	376,530	48,411	16,137	346,946	45,722	52,445	223,229	20,171	0	186,920	0	650	807	**1,317,967**	15 35
2013	139,854	8,069	5,379	145,233	13,448	42,360	67,238	17,146	0	75,978	0	0	0	**514,703**	14 89
2014	0	0	0	0	0	0	0	0	0	0	0	0	0	**0**	
2015	0	0	0	0	0	0	0	0	0	0	0	0	0	**0**	
2016	0	0	0	0	0	0	0	0	0	0	0	0	0	**0**	
2017	0	0	0	0	0	0	0	0	0	0	0	0	0	**0**	
2018	0	0	0	0	0	0	0	0	0	0	0	0	0	**0**	
2019	0	0	0	0	0	0	0	0	0	0	0	0	0	**0**	
Total	**5,723,256**	**88,754**	**1,489,983**	**1,779,104**	**1,048,905**	**611,189**	**1,893,408**	**248,106**	**131,643**	**1,605,629**	**605**	**650**	**159,904**	**14,781,136**	17 59

Data source: ARCOS (2006-2014) and Defendant Distribution Data (Walgreens 1/2006 - 3/2014)

Walgreens # 01403 (1/1996 to 12/2017)
DEA: AW2706882
3201 Divisadero St
San Francisco, CA 94123

Walgreen Co Oxycodone Shipments to Walgreens # 01403, by Strength
(Total Drug Base Weight in Milligram)

Strength Year\	80	60	40	30	20	15	10	7.5	5.35	5	4.88	4.8355	Other	Total	Avg. Str
1996	0	0	0	0	0	0	0	0	0	0	0	0	0	**0**	
1997	0	0	0	0	0	0	0	0	0	0	0	0	0	**0**	
1998	0	0	0	0	0	0	0	0	0	0	0	0	0	**0**	
1999	0	0	0	0	0	0	0	0	0	0	0	0	0	**0**	
2000	0	0	0	0	0	0	0	0	0	0	0	0	0	**0**	
2001	0	0	0	0	0	0	0	0	0	0	0	0	0	**0**	
2002	0	0	0	0	0	0	0	0	0	0	0	0	0	**0**	
2003	0	0	0	0	0	0	0	0	0	0	0	0	0	**0**	
2004	0	0	0	0	0	0	0	0	0	0	0	0	0	**0**	
2005	0	0	0	0	0	0	0	0	0	0	0	0	0	**0**	
2006	459,008	0	172,128	112,959	121,924	38,998	142,544	14,792	0	98,167	0	0	78,650	**1,239,169**	19 88
2007	523,556	0	276,122	51,101	120,131	32,274	156,888	21,516	62,824	117,440	0	0	12,622	**1,374,474**	17 66
2008	537,900	0	197,230	112,959	66,341	60,514	189,162	34,291	24,938	142,543	0	0	2,017	**1,367,894**	17 20
2009	695,684	0	147,026	64,548	96,822	18,827	201,713	24,878	0	152,405	0	0	8,203	**1,410,105**	18 80
2010	710,028	10,758	139,854	104,891	136,268	103,546	172,128	16,809	0	174,369	403	0	3,093	**1,572,147**	18 64
2011	545,072	10,758	46,618	411,494	118,338	90,098	206,195	28,240	0	210,229	0	0	1,479	**1,668,521**	16 63
2012	251,020	32,274	10,758	231,297	30,481	34,964	148,819	13,448	0	124,614	0	434	538	**878,645**	15 35
2013	93,236	5,379	3,586	96,822	8,965	28,240	44,825	11,430	0	50,652	0	0	0	**343,135**	14 89
2014	0	0	0	0	0	0	0	0	0	0	0	0	0	**0**	
2015	0	0	0	0	0	0	0	0	0	0	0	0	0	**0**	
2016	0	0	0	0	0	0	0	0	0	0	0	0	0	**0**	
2017	0	0	0	0	0	0	0	0	0	0	0	0	0	**0**	
2018	0	0	0	0	0	0	0	0	0	0	0	0	0	**0**	
2019	0	0	0	0	0	0	0	0	0	0	0	0	0	**0**	
Total	**3,815,504**	**59,169**	**993,322**	**1,186,070**	**699,270**	**407,459**	**1,262,272**	**165,404**	**87,762**	**1,070,419**	**403**	**434**	**106,603**	**9,854,091**	17 59

Data source: ARCOS (2006-2014) and Defendant Distribution Data (Walgreens 1/2006 - 3/2014)

Walgreens # 01403 (1/1996 to 12/2017)
DEA: AW2706882
3201 Divisadero St
San Francisco, CA 94123

Anda, Inc Hydrocodone Shipments to Walgreens # 01403

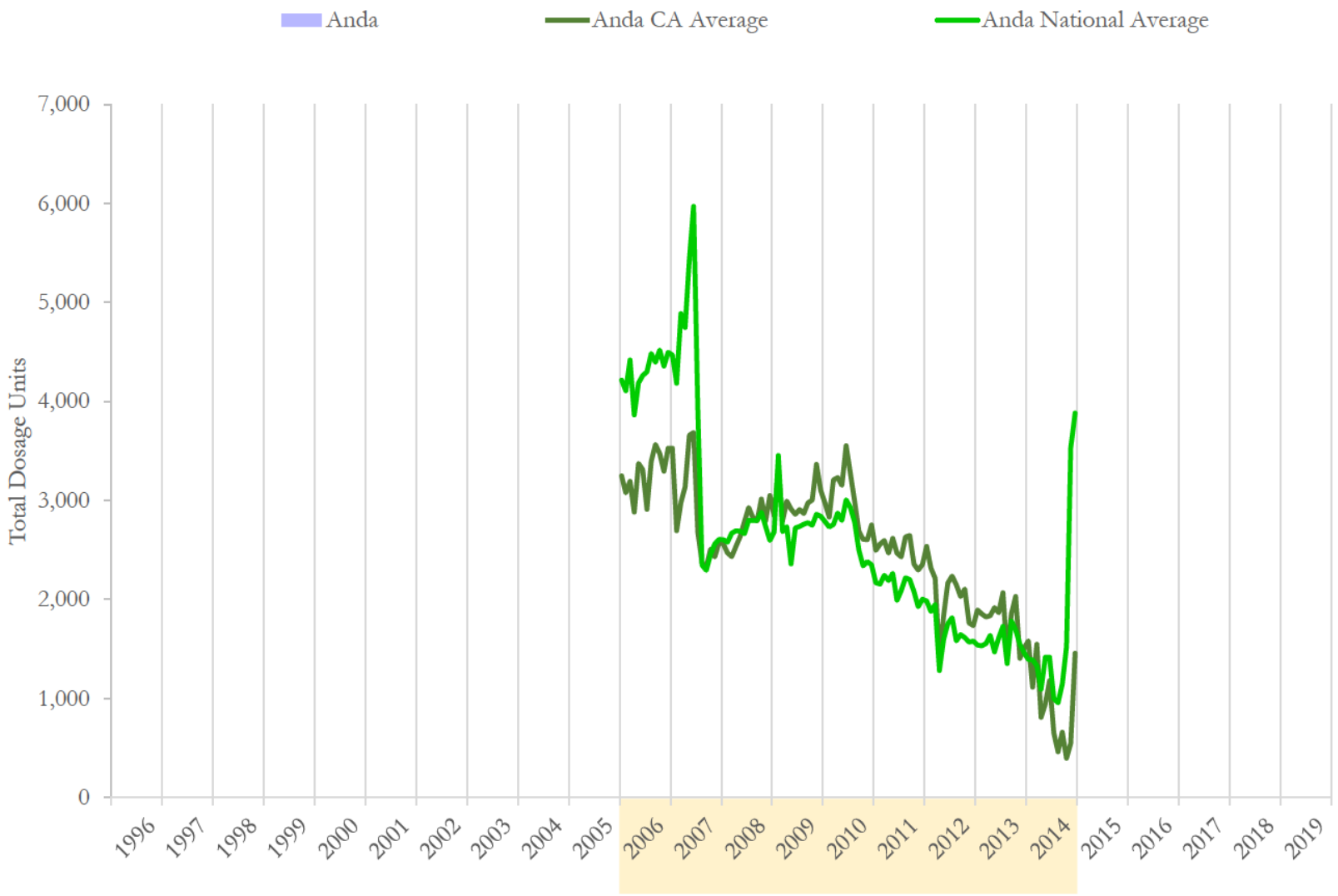

National and state averages reflect hydrocodone shipped from Anda, Inc to all active pharmacies each month.
Data source: ARCOS (2006-2014) and Defendant Distribution Data (Anda 12/1996 - 1/2015)

Walgreens # 01403 (1/1996 to 12/2017)
DEA: AW2706882
3201 Divisadero St
San Francisco, CA 94123

Anda, Inc Hydrocodone Shipments to Walgreens # 01403

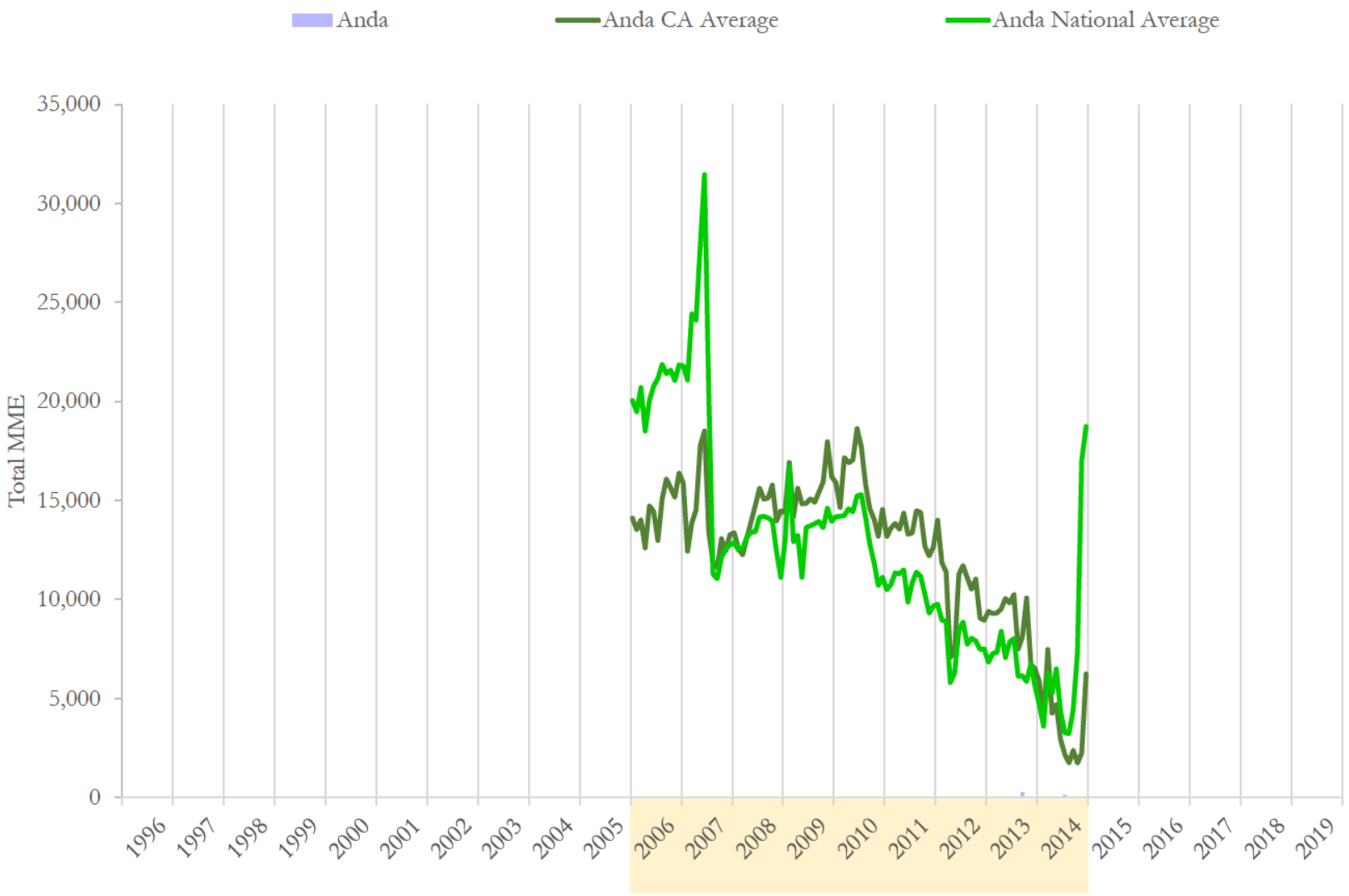

National and state averages reflect hydrocodone shipped from Anda, Inc to all active pharmacies each month.
Data source: ARCOS (2006-2014) and Defendant Distribution Data (Anda 12/1996 - 1/2015)

Walgreens # 01403 (1/1996 to 12/2017)
DEA: AW2706882
3201 Divisadero St
San Francisco, CA 94123

Anda, Inc Hydrocodone Shipments to Walgreens # 01403

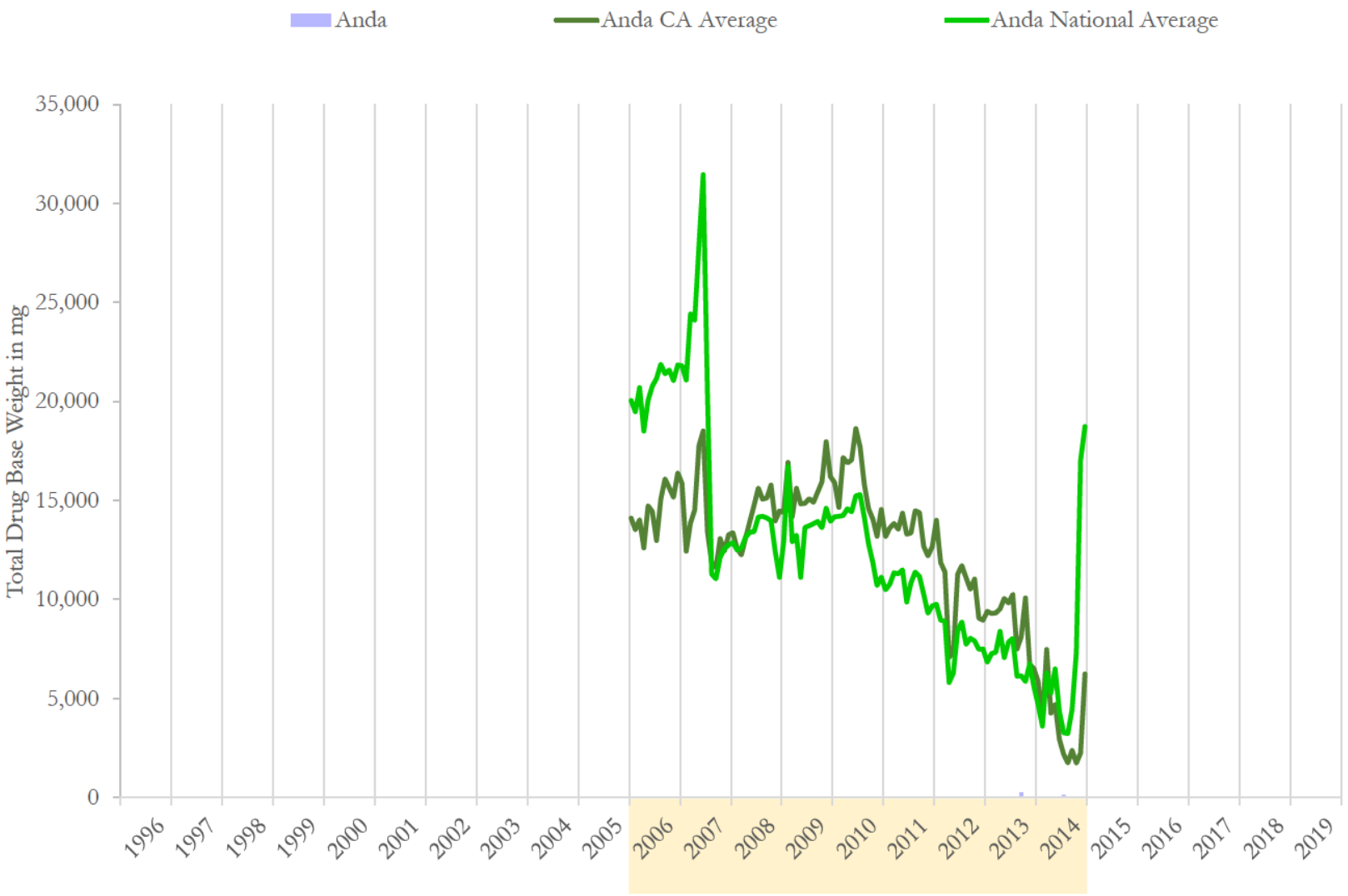

National and state averages reflect hydrocodone shipped from Anda, Inc to all active pharmacies each month.
Data source: ARCOS (2006-2014) and Defendant Distribution Data (Anda 12/1996 - 1/2015)

Walgreens # 01403 (1/1996 to 12/2017)
DEA: AW2706882
3201 Divisadero St
San Francisco, CA 94123

Anda, Inc Hydrocodone Shipments to Walgreens # 01403

	Dosage Units		MME		Drug Base Weight in mg	
Date	Anda	% Change	Anda	% Change	Anda	% Change
01/2012	0	n/a	0	n/a	0	n/a
02/2012	0	n/a	0	n/a	0	n/a
03/2012	0	n/a	0	n/a	0	n/a
04/2012	0	n/a	0	n/a	0	n/a
05/2012	0	n/a	0	n/a	0	n/a
06/2012	0	n/a	0	n/a	0	n/a
07/2012	0	n/a	0	n/a	0	n/a
08/2012	0	n/a	0	n/a	0	n/a
09/2012	0	n/a	0	n/a	0	n/a
10/2012	0	n/a	0	n/a	0	n/a
11/2012	0	n/a	0	n/a	0	n/a
12/2012	0	n/a	0	n/a	0	n/a
01/2013	0	n/a	0	n/a	0	n/a
02/2013	0	n/a	0	n/a	0	n/a
03/2013	0	n/a	0	n/a	0	n/a
04/2013	0	n/a	0	n/a	0	n/a
05/2013	0	n/a	0	n/a	0	n/a
06/2013	0	n/a	0	n/a	0	n/a
07/2013	0	n/a	0	n/a	0	n/a
08/2013	0	n/a	0	n/a	0	n/a
09/2013	0	n/a	286	n/a	286	n/a
10/2013	0	n/a	0	-100.0%	0	-100.0%
11/2013	0	n/a	0	n/a	0	n/a
12/2013	0	n/a	0	n/a	0	n/a

Data source: ARCOS (2006-2014) and Defendant Distribution Data (Anda 12/1996 - 1/2015)

Walgreens # 01403 (1/1996 to 12/2017)
DEA: AW2706882
3201 Divisadero St
San Francisco, CA 94123

Anda, Inc Hydrocodone Shipments to Walgreens # 01403

	Dosage Units		MME		Drug Base Weight in mg	
Date	Anda	% Change	Anda	% Change	Anda	% Change
01/2014	0	n/a	0	n/a	0	n/a
02/2014	0	n/a	0	n/a	0	n/a
03/2014	0	n/a	0	n/a	0	n/a
04/2014	0	n/a	0	n/a	0	n/a
05/2014	0	n/a	0	n/a	0	n/a
06/2014	0	n/a	0	n/a	0	n/a
07/2014	0	n/a	143	n/a	143	n/a
08/2014	0	n/a	0	-100.0%	0	-100.0%
09/2014	0	n/a	0	n/a	0	n/a
10/2014	0	n/a	0	n/a	0	n/a
11/2014	0	n/a	0	n/a	0	n/a
12/2014	0	n/a	0	n/a	0	n/a
01/2015	0	n/a	0	n/a	0	n/a
02/2015	0	n/a	0	n/a	0	n/a
03/2015	0	n/a	0	n/a	0	n/a
04/2015	0	n/a	0	n/a	0	n/a
05/2015	0	n/a	0	n/a	0	n/a
06/2015	0	n/a	0	n/a	0	n/a
07/2015	0	n/a	0	n/a	0	n/a
08/2015	0	n/a	0	n/a	0	n/a
09/2015	0	n/a	0	n/a	0	n/a
10/2015	0	n/a	0	n/a	0	n/a
11/2015	0	n/a	0	n/a	0	n/a
12/2015	0	n/a	0	n/a	0	n/a

Data source: ARCOS (2006-2014) and Defendant Distribution Data (Anda 12/1996 - 1/2015)

Walgreens # 01403 (1/1996 to 12/2017)
DEA: AW2706882
3201 Divisadero St
San Francisco, CA 94123

Anda, Inc Hydrocodone Shipments to Walgreens # 01403

	Dosage Units		MME		Drug Base Weight in mg	
Date	Anda	% Change	Anda	% Change	Anda	% Change
1996	0		0		0	
1997	0	n/a	0	n/a	0	n/a
1998	0	n/a	0	n/a	0	n/a
1999	0	n/a	0	n/a	0	n/a
2000	0	n/a	0	n/a	0	n/a
2001	0	n/a	0	n/a	0	n/a
2002	0	n/a	0	n/a	0	n/a
2003	0	n/a	0	n/a	0	n/a
2004	0	n/a	0	n/a	0	n/a
2005	0	n/a	0	n/a	0	n/a
2006	0	n/a	0	n/a	0	n/a
2007	0	n/a	0	n/a	0	n/a
2008	0	n/a	0	n/a	0	n/a
2009	0	n/a	0	n/a	0	n/a
2010	0	n/a	0	n/a	0	n/a
2011	0	n/a	0	n/a	0	n/a
2012	0	n/a	0	n/a	0	n/a
2013	0	n/a	286	n/a	286	n/a
2014	0	n/a	143	-50.0%	143	-50.0%
2015	0	n/a	0	-100.0%	0	-100.0%
2016	0	n/a	0	n/a	0	n/a
2017	0	n/a	0	n/a	0	n/a
2018	0	n/a	0	n/a	0	n/a
2019	0	n/a	0	n/a	0	n/a
Total	**0**		**430**		**430**	

Data source: ARCOS (2006-2014) and Defendant Distribution Data (Anda 12/1996 - 1/2015)

Walgreens # 01403 (1/1996 to 12/2017)
DEA: AW2706882
3201 Divisadero St
San Francisco, CA 94123

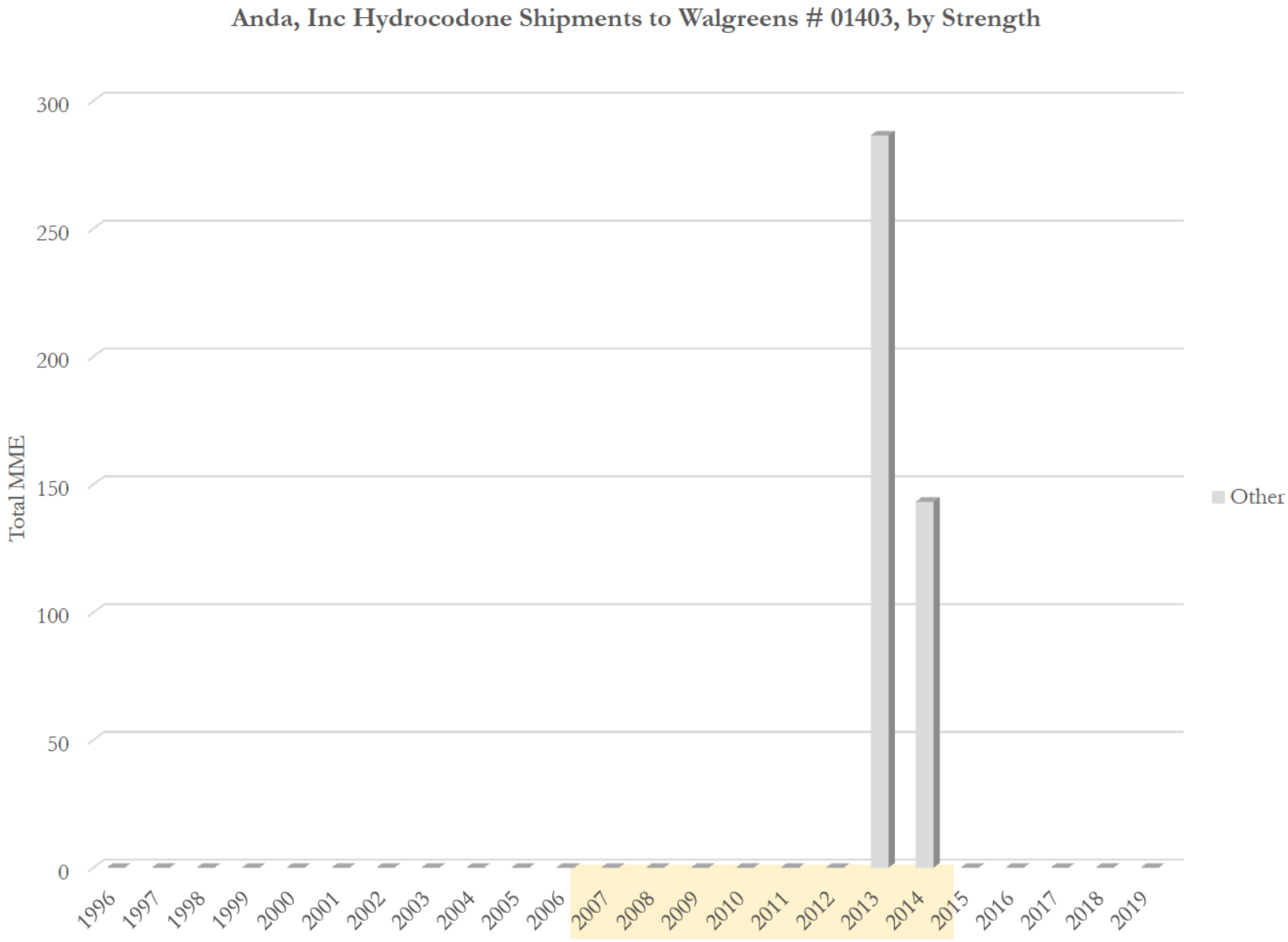

Data source: ARCOS (2006-2014) and Defendant Distribution Data (Anda 12/1996 - 1/2015)

Walgreens # 01403 (1/1996 to 12/2017)
DEA: AW2706882
3201 Divisadero St
San Francisco, CA 94123

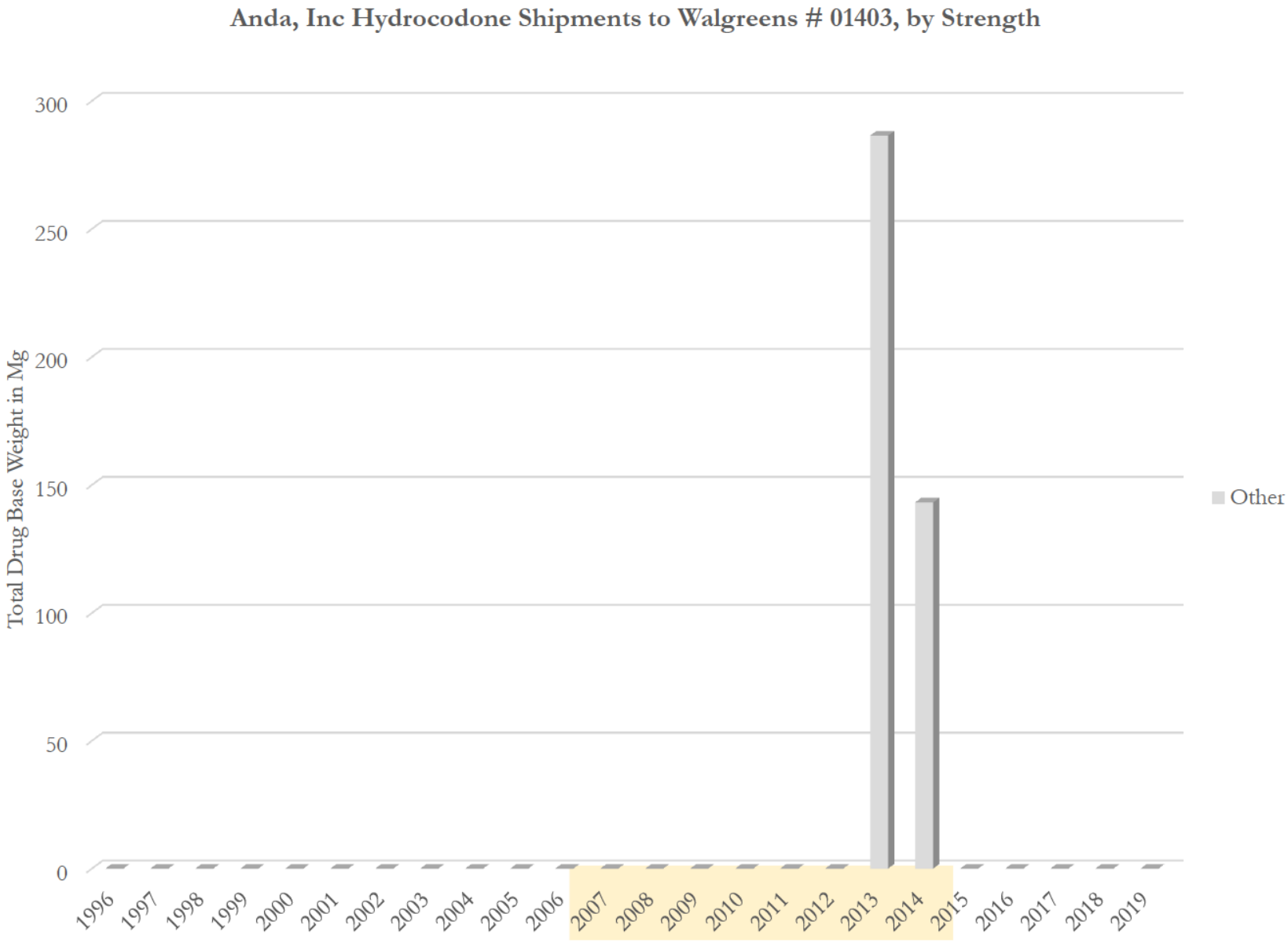

Data source: ARCOS (2006-2014) and Defendant Distribution Data (Anda 12/1996 - 1/2015)

Anda, Inc Hydrocodone Shipments to Walgreens # 01403, by Strength
(Total Dosage Units)

Strength Year\	Other	Total	Avg. Str
1996	0	**0**	
1997	0	**0**	
1998	0	**0**	
1999	0	**0**	
2000	0	**0**	
2001	0	**0**	
2002	0	**0**	
2003	0	**0**	
2004	0	**0**	
2005	0	**0**	
2006	0	**0**	
2007	0	**0**	
2008	0	**0**	
2009	0	**0**	
2010	0	**0**	
2011	0	**0**	
2012	0	**0**	
2013	0	**0**	
2014	0	**0**	
2015	0	**0**	
2016	0	**0**	
2017	0	**0**	
2018	0	**0**	
2019	0	**0**	
Total	**0**	**0**	

Data source: ARCOS (2006-2014) and Defendant Distribution Data (Anda 12/1996 - 1/2015)

Anda, Inc Hydrocodone Shipments to Walgreens # 01403, by Strength (Total MME)

Strength Year\	Other	Total	Avg. Str
1996	0	**0**	
1997	0	**0**	
1998	0	**0**	
1999	0	**0**	
2000	0	**0**	
2001	0	**0**	
2002	0	**0**	
2003	0	**0**	
2004	0	**0**	
2005	0	**0**	
2006	0	**0**	
2007	0	**0**	
2008	0	**0**	
2009	0	**0**	
2010	0	**0**	
2011	0	**0**	
2012	0	**0**	
2013	286	**286**	
2014	143	**143**	
2015	0	**0**	
2016	0	**0**	
2017	0	**0**	
2018	0	**0**	
2019	0	**0**	
Total	**430**	**430**	

Data source: ARCOS (2006-2014) and Defendant Distribution Data (Anda 12/1996 - 1/2015)

Anda, Inc Hydrocodone Shipments to Walgreens # 01403, by Strength
(Total Drug Base Weight in Milligram)

Strength Year\	Other	Total	Avg. Str
1996	0	**0**	
1997	0	**0**	
1998	0	**0**	
1999	0	**0**	
2000	0	**0**	
2001	0	**0**	
2002	0	**0**	
2003	0	**0**	
2004	0	**0**	
2005	0	**0**	
2006	0	**0**	
2007	0	**0**	
2008	0	**0**	
2009	0	**0**	
2010	0	**0**	
2011	0	**0**	
2012	0	**0**	
2013	286	**286**	
2014	143	**143**	
2015	0	**0**	
2016	0	**0**	
2017	0	**0**	
2018	0	**0**	
2019	0	**0**	
Total	**430**	**430**	

Data source: ARCOS (2006-2014) and Defendant Distribution Data (Anda 12/1996 - 1/2015)

Walgreens # 01403 (1/1996 to 12/2017)
DEA: AW2706882
3201 Divisadero St
San Francisco, CA 94123

Walgreen Co Hydrocodone Shipments to Walgreens # 01403

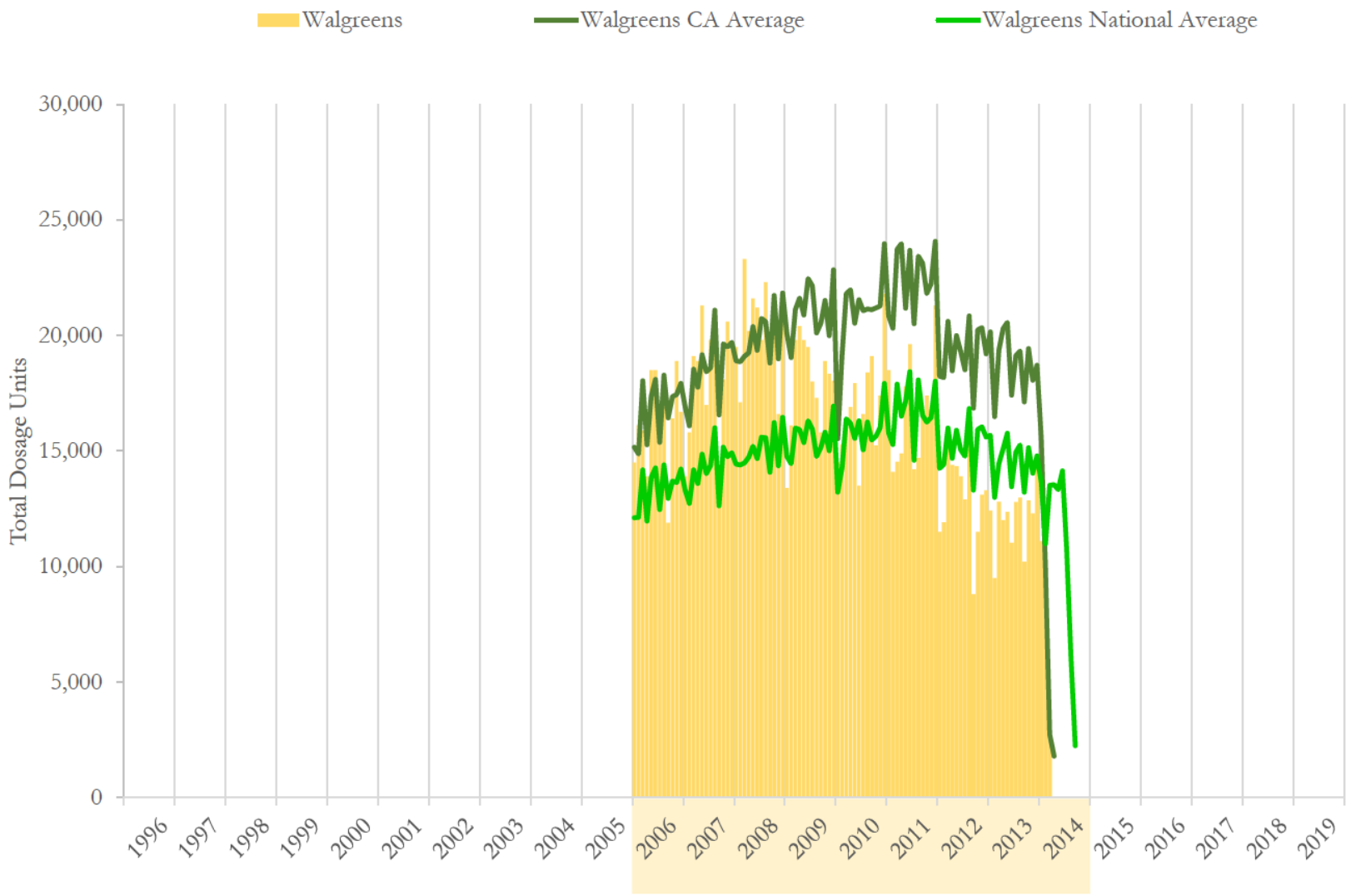

National and state averages reflect hydrocodone shipped from Walgreen Co to all active pharmacies each month.
Data source: ARCOS (2006-2014) and Defendant Distribution Data (Walgreens 1/2006 - 3/2014)

Walgreens # 01403 (1/1996 to 12/2017)
DEA: AW2706882
3201 Divisadero St
San Francisco, CA 94123

Walgreen Co Hydrocodone Shipments to Walgreens # 01403

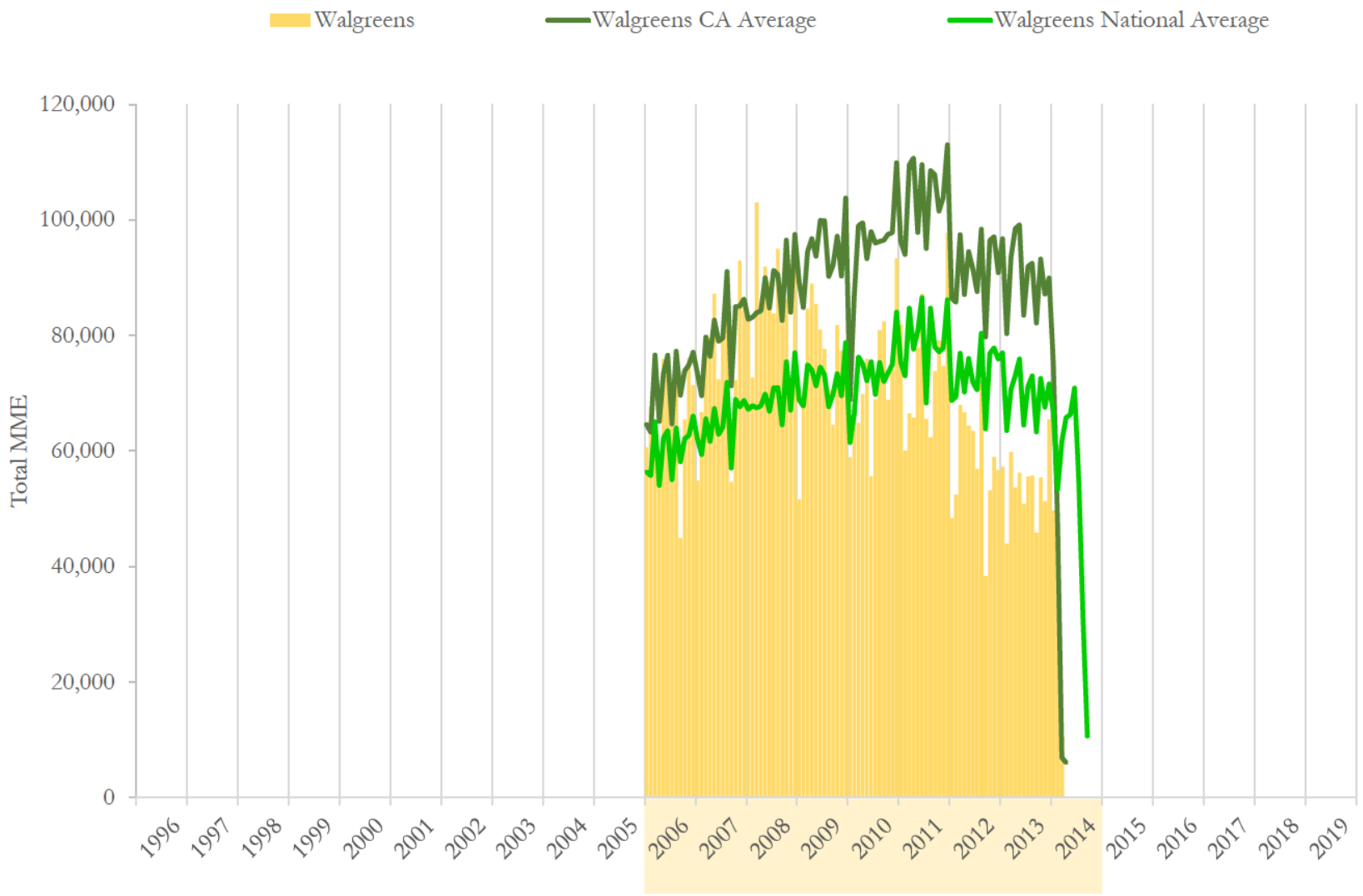

National and state averages reflect hydrocodone shipped from Walgreen Co to all active pharmacies each month.
Data source: ARCOS (2006-2014) and Defendant Distribution Data (Walgreens 1/2006 - 3/2014)

Walgreens # 01403 (1/1996 to 12/2017)
DEA: AW2706882
3201 Divisadero St
San Francisco, CA 94123

Walgreen Co Hydrocodone Shipments to Walgreens # 01403

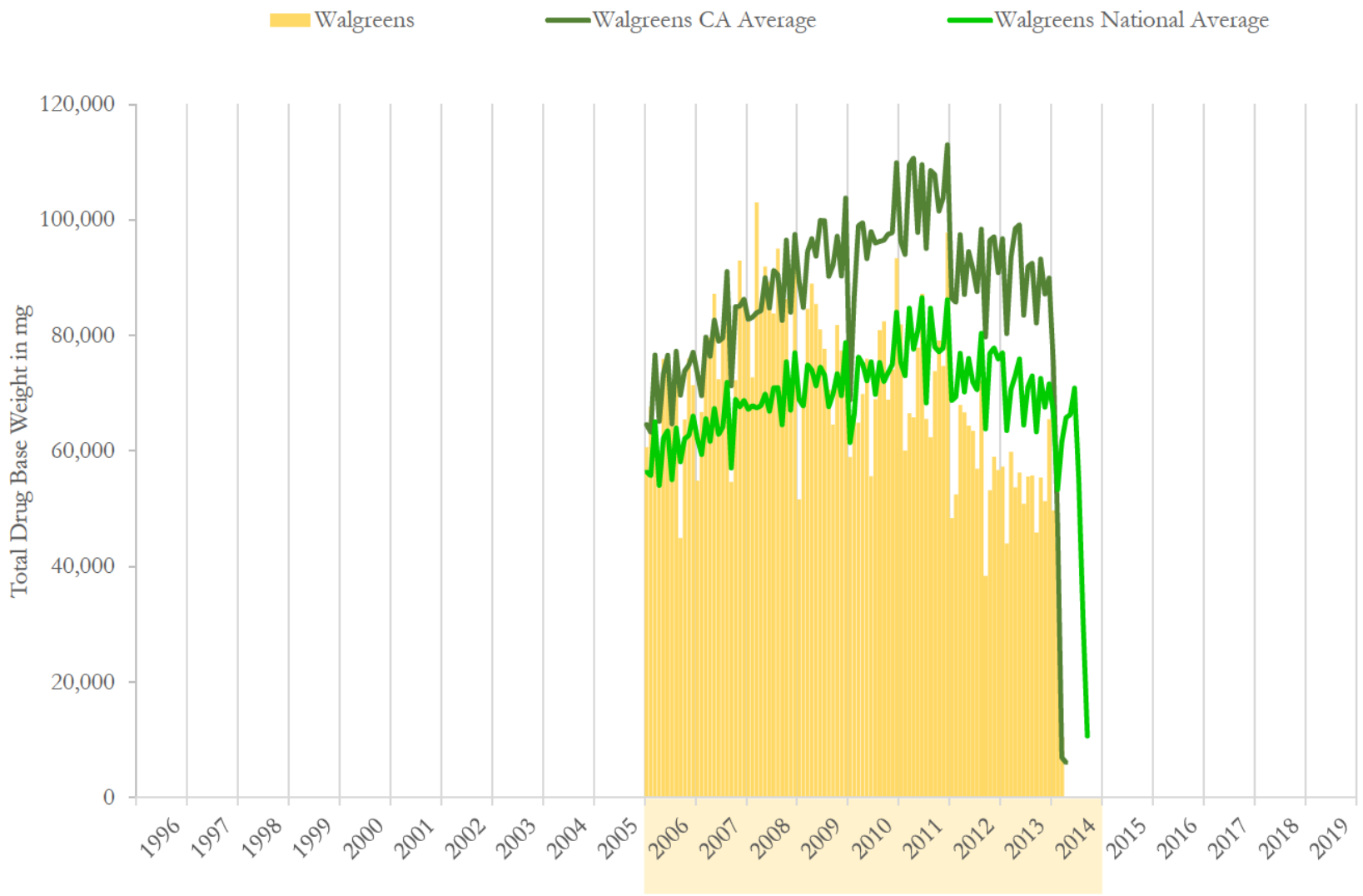

National and state averages reflect hydrocodone shipped from Walgreen Co to all active pharmacies each month.
Data source: ARCOS (2006-2014) and Defendant Distribution Data (Walgreens 1/2006 - 3/2014)

Walgreens # 01403 (1/1996 to 12/2017)
DEA: AW2706882
3201 Divisadero St
San Francisco, CA 94123

Walgreen Co Hydrocodone Shipments to Walgreens # 01403

	Dosage Units		MME		Drug Base Weight in mg	
Date	Walgreens	% Change	Walgreens	% Change	Walgreens	% Change
01/2006	14,500	n/a	60,672	n/a	60,672	n/a
02/2006	16,100	11.0%	67,580	11.4%	67,580	11.4%
03/2006	15,900	-1.2%	65,126	-3.6%	65,126	-3.6%
04/2006	13,900	-12.6%	55,202	-15.2%	55,202	-15.2%
05/2006	18,500	33.1%	75,913	37.5%	75,913	37.5%
06/2006	18,500	0.0%	75,585	-0.4%	75,585	-0.4%
07/2006	16,300	-11.9%	68,624	-9.2%	68,624	-9.2%
08/2006	17,600	8.0%	72,097	5.1%	72,097	5.1%
09/2006	11,900	-32.4%	44,935	-37.7%	44,935	-37.7%
10/2006	16,400	37.8%	65,445	45.6%	65,445	45.6%
11/2006	18,900	15.2%	76,007	16.1%	76,007	16.1%
12/2006	16,700	-11.6%	71,394	-6.1%	71,394	-6.1%
01/2007	13,900	-16.8%	54,826	-23.2%	54,826	-23.2%
02/2007	15,800	13.7%	66,734	21.7%	66,734	21.7%
03/2007	19,100	20.9%	78,969	18.3%	78,969	18.3%
04/2007	18,900	-1.0%	79,688	0.9%	79,688	0.9%
05/2007	21,300	12.7%	87,232	9.5%	87,232	9.5%
06/2007	17,000	-20.2%	72,424	-17.0%	72,424	-17.0%
07/2007	19,800	16.5%	79,815	10.2%	79,815	10.2%
08/2007	20,700	4.5%	89,534	12.2%	89,534	12.2%
09/2007	13,400	-35.3%	54,605	-39.0%	54,605	-39.0%
10/2007	18,100	35.1%	72,248	32.3%	72,248	32.3%
11/2007	20,600	13.8%	92,971	28.7%	92,971	28.7%
12/2007	19,400	-5.8%	86,307	-7.2%	86,307	-7.2%

Data source: ARCOS (2006-2014) and Defendant Distribution Data (Walgreens 1/2006 - 3/2014)

Walgreens # 01403 (1/1996 to 12/2017)
DEA: AW2706882
3201 Divisadero St
San Francisco, CA 94123

Walgreen Co Hydrocodone Shipments to Walgreens # 01403

	Dosage Units		MME		Drug Base Weight in mg	
Date	Walgreens	% Change	Walgreens	% Change	Walgreens	% Change
01/2008	19,500	0.5%	82,331	-4.6%	82,331	-4.6%
02/2008	17,100	-12.3%	72,718	-11.7%	72,718	-11.7%
03/2008	23,300	36.3%	103,026	41.7%	103,026	41.7%
04/2008	20,200	-13.3%	85,567	-16.9%	85,567	-16.9%
05/2008	21,600	6.9%	91,940	7.4%	91,940	7.4%
06/2008	21,200	-1.9%	89,232	-2.9%	89,232	-2.9%
07/2008	19,800	-6.6%	83,759	-6.1%	83,759	-6.1%
08/2008	22,300	12.6%	95,023	13.4%	95,023	13.4%
09/2008	20,100	-9.9%	84,413	-11.2%	84,413	-11.2%
10/2008	20,900	4.0%	86,340	2.3%	86,340	2.3%
11/2008	16,600	-20.6%	70,726	-18.1%	70,726	-18.1%
12/2008	21,400	28.9%	92,807	31.2%	92,807	31.2%
01/2009	13,400	-37.4%	51,648	-44.3%	51,648	-44.3%
02/2009	16,100	20.1%	68,018	31.7%	68,018	31.7%
03/2009	19,800	23.0%	84,593	24.4%	84,593	24.4%
04/2009	20,400	3.0%	88,966	5.2%	88,966	5.2%
05/2009	19,800	-2.9%	85,440	-4.0%	85,440	-4.0%
06/2009	19,500	-1.5%	81,075	-5.1%	81,075	-5.1%
07/2009	18,000	-7.7%	77,688	-4.2%	77,688	-4.2%
08/2009	17,300	-3.9%	70,559	-9.2%	70,559	-9.2%
09/2009	15,800	-8.7%	64,578	-8.5%	64,578	-8.5%
10/2009	18,900	19.6%	81,829	26.7%	81,829	26.7%
11/2009	18,340	-3.0%	77,358	-5.5%	77,358	-5.5%
12/2009	18,040	-1.6%	77,706	0.5%	77,706	0.5%

Data source: ARCOS (2006-2014) and Defendant Distribution Data (Walgreens 1/2006 - 3/2014)

Walgreens # 01403 (1/1996 to 12/2017)
DEA: AW2706882
3201 Divisadero St
San Francisco, CA 94123

Walgreen Co Hydrocodone Shipments to Walgreens # 01403

	Dosage Units		MME		Drug Base Weight in mg	
Date	Walgreens	% Change	Walgreens	% Change	Walgreens	% Change
01/2010	14,520	-19.5%	58,931	-24.2%	58,931	-24.2%
02/2010	15,280	5.2%	65,095	10.5%	65,095	10.5%
03/2010	16,200	6.0%	64,889	-0.3%	64,889	-0.3%
04/2010	16,900	4.3%	69,834	7.6%	69,834	7.6%
05/2010	17,940	6.2%	75,963	8.8%	75,963	8.8%
06/2010	13,500	-24.7%	55,632	-26.8%	55,632	-26.8%
07/2010	16,600	23.0%	68,967	24.0%	68,967	24.0%
08/2010	18,400	10.8%	80,915	17.3%	80,915	17.3%
09/2010	19,100	3.8%	82,429	1.9%	82,429	1.9%
10/2010	15,240	-20.2%	68,866	-16.5%	68,866	-16.5%
11/2010	17,400	14.2%	74,072	7.6%	74,072	7.6%
12/2010	21,820	25.4%	93,336	26.0%	93,336	26.0%
01/2011	18,500	-15.2%	81,910	-12.2%	81,910	-12.2%
02/2011	14,100	-23.8%	60,053	-26.7%	60,053	-26.7%
03/2011	14,540	3.1%	66,538	10.8%	66,538	10.8%
04/2011	14,900	2.5%	65,850	-1.0%	65,850	-1.0%
05/2011	17,800	19.5%	77,872	18.3%	77,872	18.3%
06/2011	19,620	10.2%	87,185	12.0%	87,185	12.0%
07/2011	14,200	-27.6%	65,518	-24.9%	65,518	-24.9%
08/2011	14,700	3.5%	62,340	-4.9%	62,340	-4.9%
09/2011	16,600	12.9%	73,810	18.4%	73,810	18.4%
10/2011	17,400	4.8%	79,136	7.2%	79,136	7.2%
11/2011	16,800	-3.4%	74,702	-5.6%	74,702	-5.6%
12/2011	21,300	26.8%	97,802	30.9%	97,802	30.9%

Data source: ARCOS (2006-2014) and Defendant Distribution Data (Walgreens 1/2006 - 3/2014)

Walgreens # 01403 (1/1996 to 12/2017)
DEA: AW2706882
3201 Divisadero St
San Francisco, CA 94123

Walgreen Co Hydrocodone Shipments to Walgreens # 01403

	Dosage Units		MME		Drug Base Weight in mg	
Date	Walgreens	% Change	Walgreens	% Change	Walgreens	% Change
01/2012	11,500	-46.0%	48,367	-50.5%	48,367	-50.5%
02/2012	11,920	3.7%	52,482	8.5%	52,482	8.5%
03/2012	15,500	30.0%	68,010	29.6%	68,010	29.6%
04/2012	14,400	-7.1%	66,648	-2.0%	66,648	-2.0%
05/2012	14,340	-0.4%	64,382	-3.4%	64,382	-3.4%
06/2012	13,900	-3.1%	63,494	-1.4%	63,494	-1.4%
07/2012	12,900	-7.2%	56,891	-10.4%	56,891	-10.4%
08/2012	15,900	23.3%	72,321	27.1%	72,321	27.1%
09/2012	8,800	-44.7%	38,345	-47.0%	38,345	-47.0%
10/2012	11,500	30.7%	53,178	38.7%	53,178	38.7%
11/2012	13,100	13.9%	58,953	10.9%	58,953	10.9%
12/2012	13,300	1.5%	56,683	-3.9%	56,683	-3.9%
01/2013	12,430	-6.5%	57,282	1.1%	57,282	1.1%
02/2013	9,500	-23.6%	43,978	-23.2%	43,978	-23.2%
03/2013	12,800	34.7%	59,829	36.0%	59,829	36.0%
04/2013	12,000	-6.3%	53,681	-10.3%	53,681	-10.3%
05/2013	12,360	3.0%	56,276	4.8%	56,276	4.8%
06/2013	11,030	-10.8%	50,871	-9.6%	50,871	-9.6%
07/2013	12,790	16.0%	55,585	9.3%	55,585	9.3%
08/2013	12,990	1.6%	55,745	0.3%	55,745	0.3%
09/2013	10,200	-21.5%	45,843	-17.8%	45,843	-17.8%
10/2013	12,860	26.1%	55,376	20.8%	55,376	20.8%
11/2013	12,300	-4.4%	51,283	-7.4%	51,283	-7.4%
12/2013	14,700	19.5%	65,486	27.7%	65,486	27.7%

Data source: ARCOS (2006-2014) and Defendant Distribution Data (Walgreens 1/2006 - 3/2014)

Walgreen Co Hydrocodone Shipments to Walgreens # 01403

	Dosage Units		MME		Drug Base Weight in mg	
Date	Walgreens	% Change	Walgreens	% Change	Walgreens	% Change
01/2014	11,100	-24.5%	49,697	-24.1%	49,697	-24.1%
02/2014	10,300	-7.2%	44,105	-11.3%	44,105	-11.3%
03/2014	2,700	-73.8%	10,411	-76.4%	10,411	-76.4%
04/2014	0	-100.0%	0	-100.0%	0	-100.0%
05/2014	0	n/a	0	n/a	0	n/a
06/2014	0	n/a	0	n/a	0	n/a
07/2014	0	n/a	0	n/a	0	n/a
08/2014	0	n/a	0	n/a	0	n/a
09/2014	0	n/a	0	n/a	0	n/a
10/2014	0	n/a	0	n/a	0	n/a
11/2014	0	n/a	0	n/a	0	n/a
12/2014	0	n/a	0	n/a	0	n/a
01/2015	0	n/a	0	n/a	0	n/a
02/2015	0	n/a	0	n/a	0	n/a
03/2015	0	n/a	0	n/a	0	n/a
04/2015	0	n/a	0	n/a	0	n/a
05/2015	0	n/a	0	n/a	0	n/a
06/2015	0	n/a	0	n/a	0	n/a
07/2015	0	n/a	0	n/a	0	n/a
08/2015	0	n/a	0	n/a	0	n/a
09/2015	0	n/a	0	n/a	0	n/a
10/2015	0	n/a	0	n/a	0	n/a
11/2015	0	n/a	0	n/a	0	n/a
12/2015	0	n/a	0	n/a	0	n/a

Data source: ARCOS (2006-2014) and Defendant Distribution Data (Walgreens 1/2006 - 3/2014)

Walgreens # 01403 (1/1996 to 12/2017)
DEA: AW2706882
3201 Divisadero St
San Francisco, CA 94123

Walgreen Co Hydrocodone Shipments to Walgreens # 01403

	Dosage Units		MME		Drug Base Weight in mg	
Date	Walgreens	% Change	Walgreens	% Change	Walgreens	% Change
1996	0		0		0	
1997	0	n/a	0	n/a	0	n/a
1998	0	n/a	0	n/a	0	n/a
1999	0	n/a	0	n/a	0	n/a
2000	0	n/a	0	n/a	0	n/a
2001	0	n/a	0	n/a	0	n/a
2002	0	n/a	0	n/a	0	n/a
2003	0	n/a	0	n/a	0	n/a
2004	0	n/a	0	n/a	0	n/a
2005	0	n/a	0	n/a	0	n/a
2006	195,200	n/a	798,580	n/a	798,580	n/a
2007	218,000	11.7%	915,353	14.6%	915,353	14.6%
2008	244,000	11.9%	1,037,880	13.4%	1,037,880	13.4%
2009	215,380	-11.7%	909,457	-12.4%	909,457	-12.4%
2010	202,900	-5.8%	858,929	-5.6%	858,929	-5.6%
2011	200,460	-1.2%	892,717	3.9%	892,717	3.9%
2012	157,060	-21.7%	699,755	-21.6%	699,755	-21.6%
2013	145,960	-7.1%	651,234	-6.9%	651,234	-6.9%
2014	24,100	-83.5%	104,212	-84.0%	104,212	-84.0%
2015	0	-100.0%	0	-100.0%	0	-100.0%
2016	0	n/a	0	n/a	0	n/a
2017	0	n/a	0	n/a	0	n/a
2018	0	n/a	0	n/a	0	n/a
2019	0	n/a	0	n/a	0	n/a
Total	**1,603,060**		**6,868,116**		**6,868,116**	

Data source: ARCOS (2006-2014) and Defendant Distribution Data (Walgreens 1/2006 - 3/2014)

Walgreens # 01403 (1/1996 to 12/2017)
DEA: AW2706882
3201 Divisadero St
San Francisco, CA 94123

Walgreen Co Hydrocodone Shipments to Walgreens # 01403, by Strength

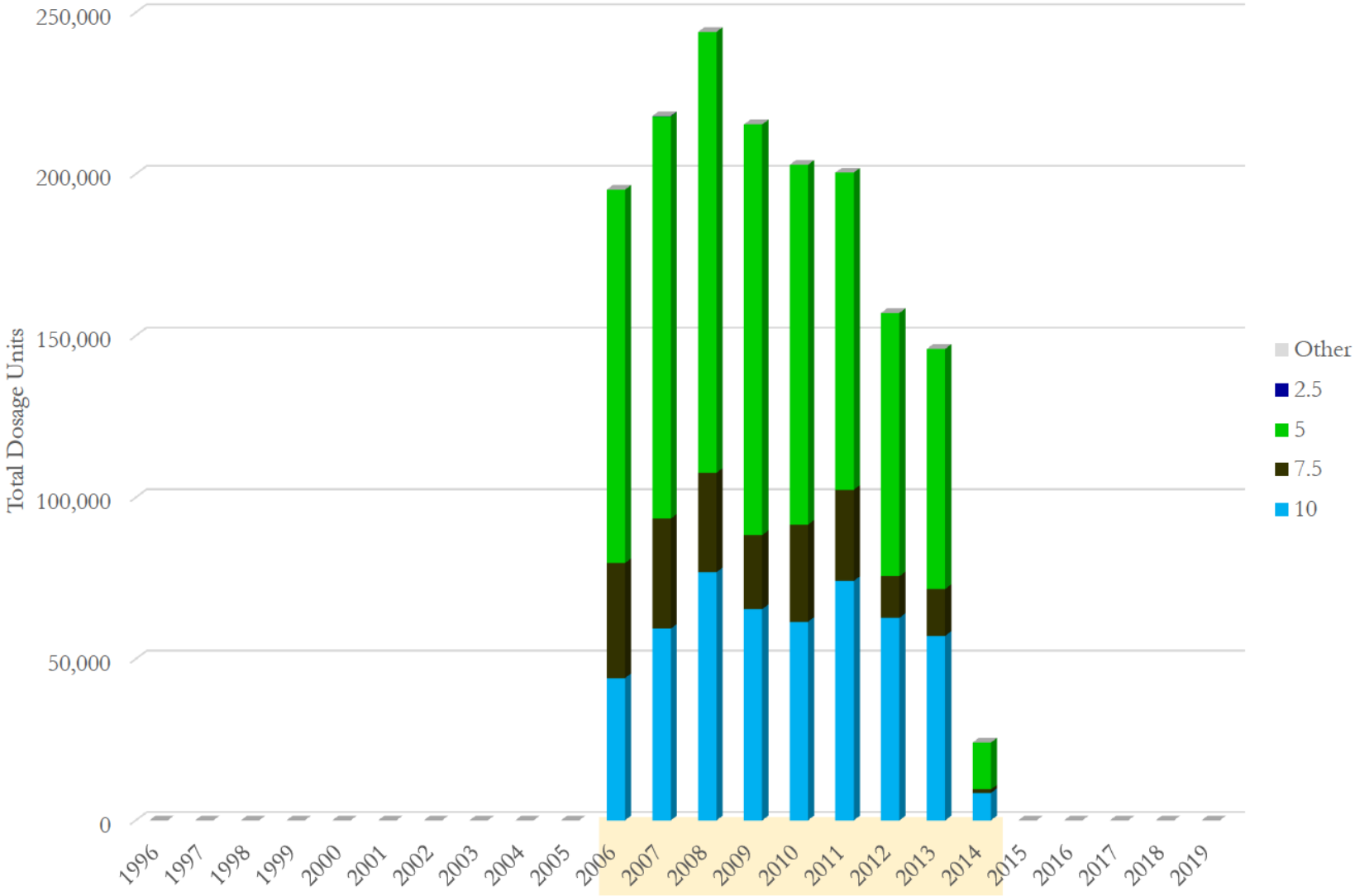

Data source: ARCOS (2006-2014) and Defendant Distribution Data (Walgreens 1/2006 - 3/2014)

Walgreens # 01403 (1/1996 to 12/2017)
DEA: AW2706882
3201 Divisadero St
San Francisco, CA 94123

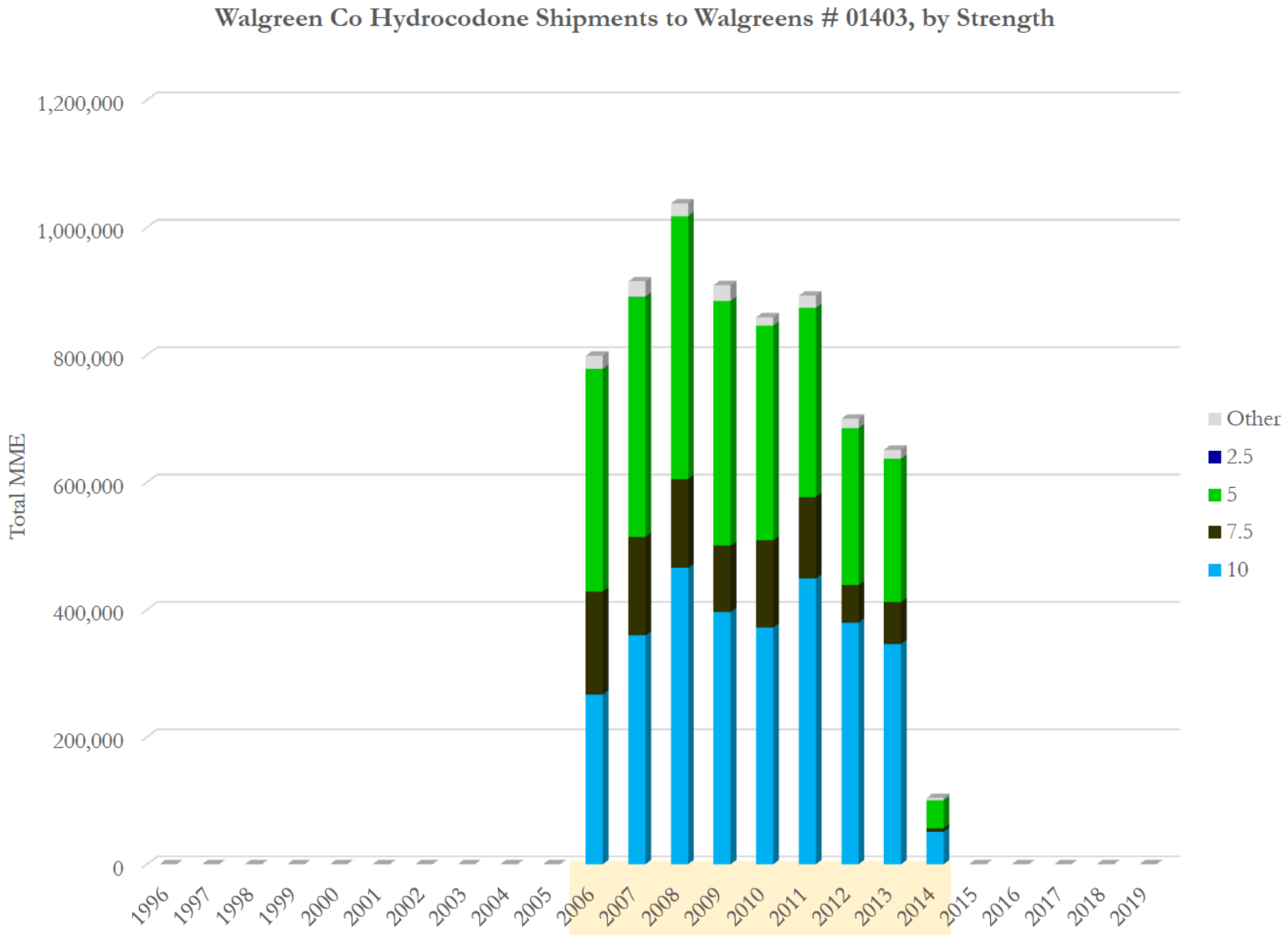

Data source: ARCOS (2006-2014) and Defendant Distribution Data (Walgreens 1/2006 - 3/2014)

Walgreens # 01403 (1/1996 to 12/2017)
DEA: AW2706882
3201 Divisadero St
San Francisco, CA 94123

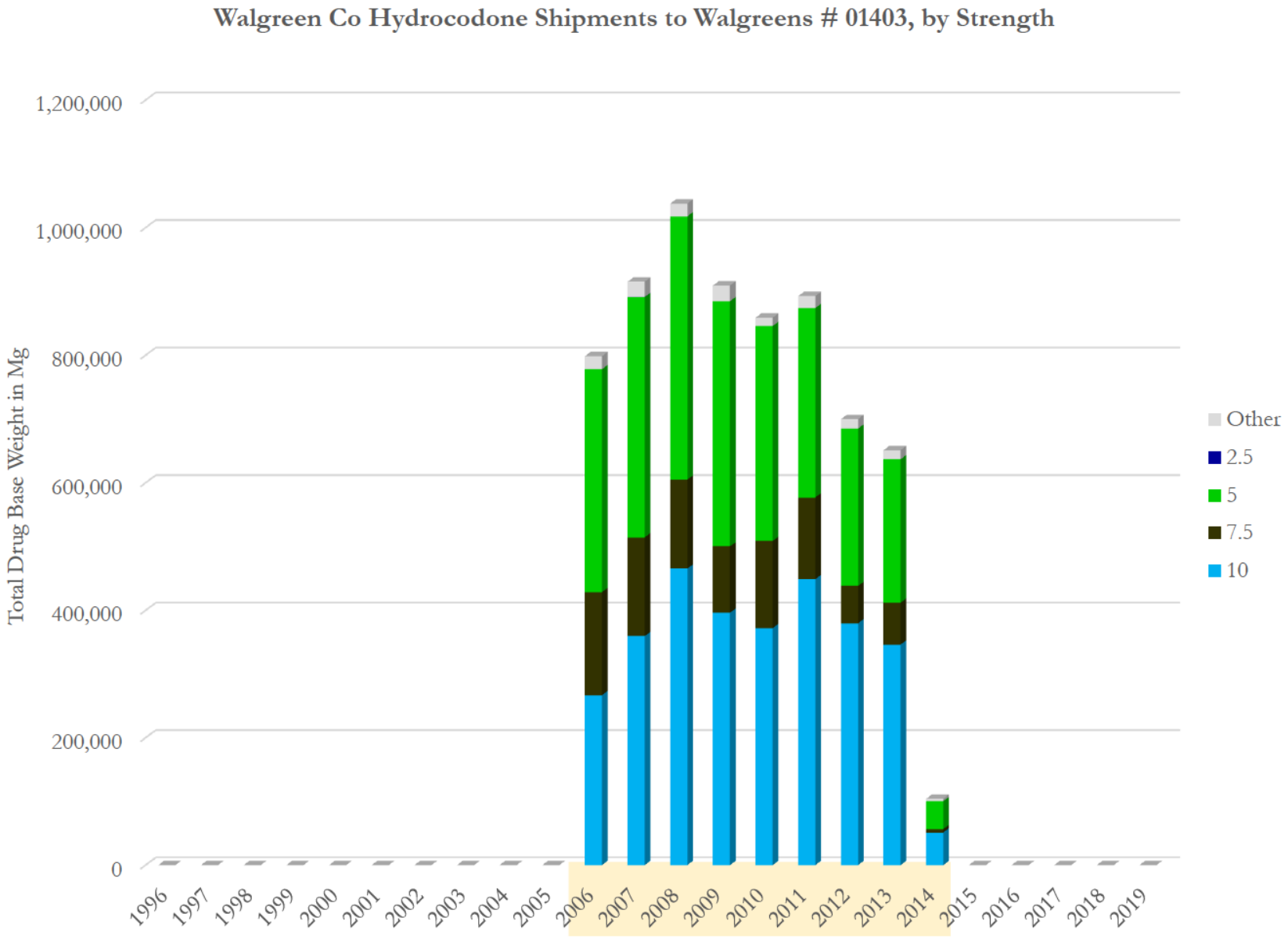

Data source: ARCOS (2006-2014) and Defendant Distribution Data (Walgreens 1/2006 - 3/2014)

Walgreens # 01403 (1/1996 to 12/2017)
DEA: AW2706882
3201 Divisadero St
San Francisco, CA 94123

Walgreen Co Hydrocodone Shipments to Walgreens # 01403, by Strength
(Total Dosage Units)

Strength Year\	10	7.5	5	2.5	Other	Total	Avg. Str
1996	0	0	0	0	0	**0**	
1997	0	0	0	0	0	**0**	
1998	0	0	0	0	0	**0**	
1999	0	0	0	0	0	**0**	
2000	0	0	0	0	0	**0**	
2001	0	0	0	0	0	**0**	
2002	0	0	0	0	0	**0**	
2003	0	0	0	0	0	**0**	
2004	0	0	0	0	0	**0**	
2005	0	0	0	0	0	**0**	
2006	44,100	35,600	115,500	0	0	**195,200**	6.59
2007	59,400	34,100	124,400	100	0	**218,000**	6.75
2008	76,900	30,700	136,400	0	0	**244,000**	6.89
2009	65,480	22,900	127,000	0	0	**215,380**	6.79
2010	61,500	30,100	111,300	0	0	**202,900**	6.89
2011	74,160	28,200	98,100	0	0	**200,460**	7.20
2012	62,740	12,900	81,420	0	0	**157,060**	7.20
2013	57,200	14,500	74,260	0	0	**145,960**	7.21
2014	8,500	1,100	14,500	0	0	**24,100**	6.88
2015	0	0	0	0	0	**0**	
2016	0	0	0	0	0	**0**	
2017	0	0	0	0	0	**0**	
2018	0	0	0	0	0	**0**	
2019	0	0	0	0	0	**0**	
Total	**509,980**	**210,100**	**882,880**	**100**	**0**	**1,603,060**	6.92

Data source: ARCOS (2006-2014) and Defendant Distribution Data (Walgreens 1/2006 - 3/2014)

Walgreens # 01403 (1/1996 to 12/2017)
DEA: AW2706882
3201 Divisadero St
San Francisco, CA 94123

Walgreen Co Hydrocodone Shipments to Walgreens # 01403, by Strength (Total MME)

Strength Year\	10	7.5	5	2.5	Other	Total	Avg. Str
1996	0	0	0	0	0	**0**	
1997	0	0	0	0	0	**0**	
1998	0	0	0	0	0	**0**	
1999	0	0	0	0	0	**0**	
2000	0	0	0	0	0	**0**	
2001	0	0	0	0	0	**0**	
2002	0	0	0	0	0	**0**	
2003	0	0	0	0	0	**0**	
2004	0	0	0	0	0	**0**	
2005	0	0	0	0	0	**0**	
2006	266,981	161,642	349,619	0	20,338	**798,580**	6.59
2007	359,608	154,831	376,559	151	24,204	**915,353**	6.75
2008	465,553	139,393	412,883	0	20,051	**1,037,880**	6.89
2009	396,416	103,977	384,429	0	24,635	**909,457**	6.79
2010	372,321	136,669	336,905	0	13,034	**858,929**	6.89
2011	448,965	128,042	296,949	0	18,761	**892,717**	7.20
2012	379,828	58,572	246,458	0	14,896	**699,755**	7.20
2013	346,289	65,837	224,785	0	14,323	**651,234**	7.21
2014	51,459	4,995	43,892	0	3,867	**104,212**	6.88
2015	0	0	0	0	0	**0**	
2016	0	0	0	0	0	**0**	
2017	0	0	0	0	0	**0**	
2018	0	0	0	0	0	**0**	
2019	0	0	0	0	0	**0**	
Total	**3,087,419**	**953,959**	**2,672,478**	**151**	**154,109**	**6,868,116**	6.92

Data source: ARCOS (2006-2014) and Defendant Distribution Data (Walgreens 1/2006 - 3/2014)

Walgreens # 01403 (1/1996 to 12/2017)
DEA: AW2706882
3201 Divisadero St
San Francisco, CA 94123

Walgreen Co Hydrocodone Shipments to Walgreens # 01403, by Strength
(Total Drug Base Weight in Milligram)

Strength Year\	10	7.5	5	2.5	Other	Total	Avg. Str
1996	0	0	0	0	0	**0**	
1997	0	0	0	0	0	**0**	
1998	0	0	0	0	0	**0**	
1999	0	0	0	0	0	**0**	
2000	0	0	0	0	0	**0**	
2001	0	0	0	0	0	**0**	
2002	0	0	0	0	0	**0**	
2003	0	0	0	0	0	**0**	
2004	0	0	0	0	0	**0**	
2005	0	0	0	0	0	**0**	
2006	266,981	161,642	349,619	0	20,338	**798,580**	6.59
2007	359,608	154,831	376,559	151	24,204	**915,353**	6.75
2008	465,553	139,393	412,883	0	20,051	**1,037,880**	6.89
2009	396,416	103,977	384,429	0	24,635	**909,457**	6.79
2010	372,321	136,669	336,905	0	13,034	**858,929**	6.89
2011	448,965	128,042	296,949	0	18,761	**892,717**	7.20
2012	379,828	58,572	246,458	0	14,896	**699,755**	7.20
2013	346,289	65,837	224,785	0	14,323	**651,234**	7.21
2014	51,459	4,995	43,892	0	3,867	**104,212**	6.88
2015	0	0	0	0	0	**0**	
2016	0	0	0	0	0	**0**	
2017	0	0	0	0	0	**0**	
2018	0	0	0	0	0	**0**	
2019	0	0	0	0	0	**0**	
Total	**3,087,419**	**953,959**	**2,672,478**	**151**	**154,109**	**6,868,116**	6.92

Data source: ARCOS (2006-2014) and Defendant Distribution Data (Walgreens 1/2006 - 3/2014)

Walgreens # 02866 (11/1998 to 2/2018)
DEA: BW3895945
1363 Divisadero St
San Francisco, CA 94115

Walgreen Co Oxycodone Shipments to Walgreens # 02866

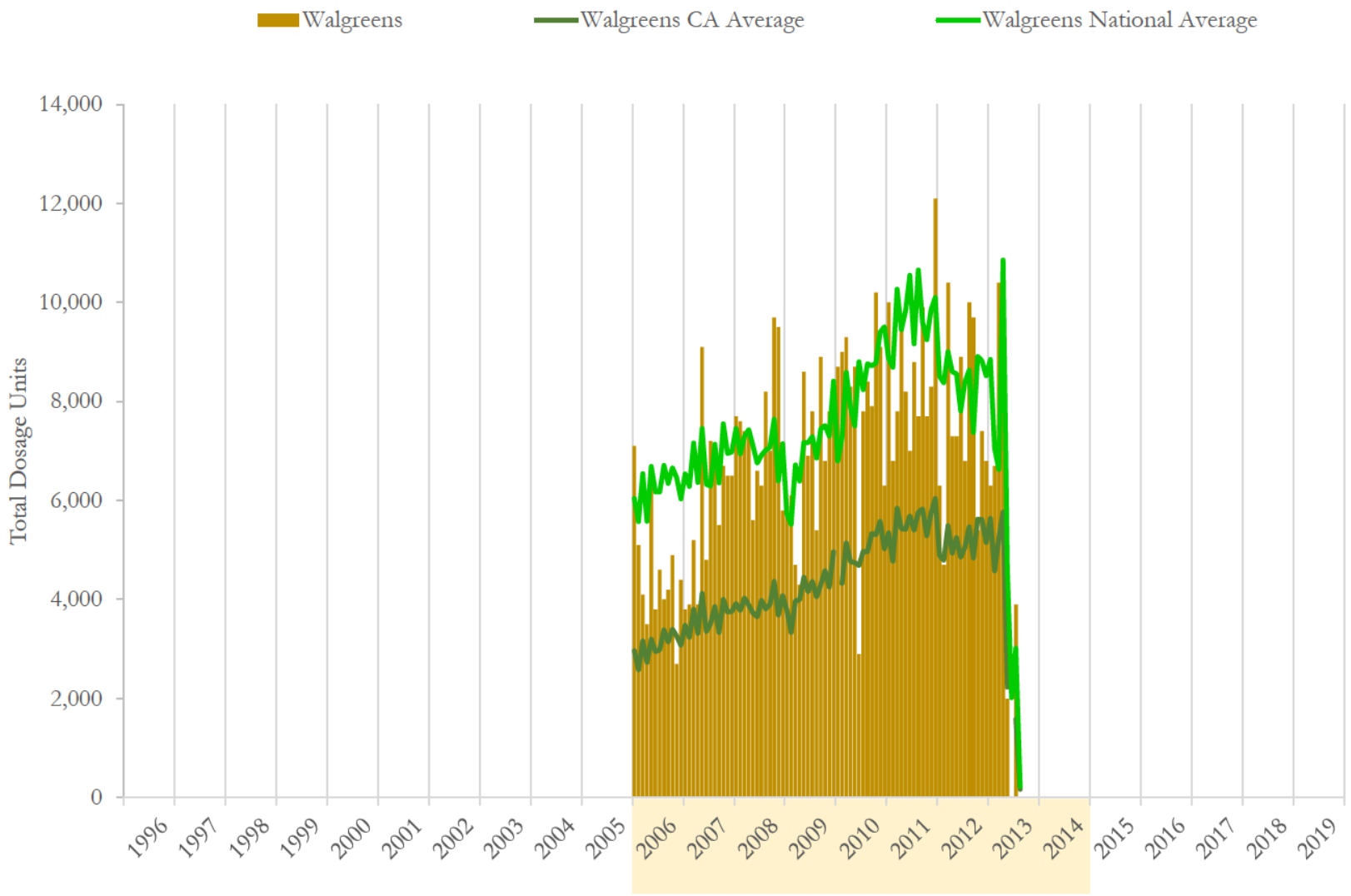

National and state averages reflect oxycodone shipped from Walgreen Co to all active pharmacies each month.
Data source: ARCOS (2006-2014) and Defendant Distribution Data (Walgreens 1/2006 - 3/2014)

Walgreens # 02866 (11/1998 to 2/2018)
DEA: BW3895945
1363 Divisadero St
San Francisco, CA 94115

Walgreen Co Oxycodone Shipments to Walgreens # 02866

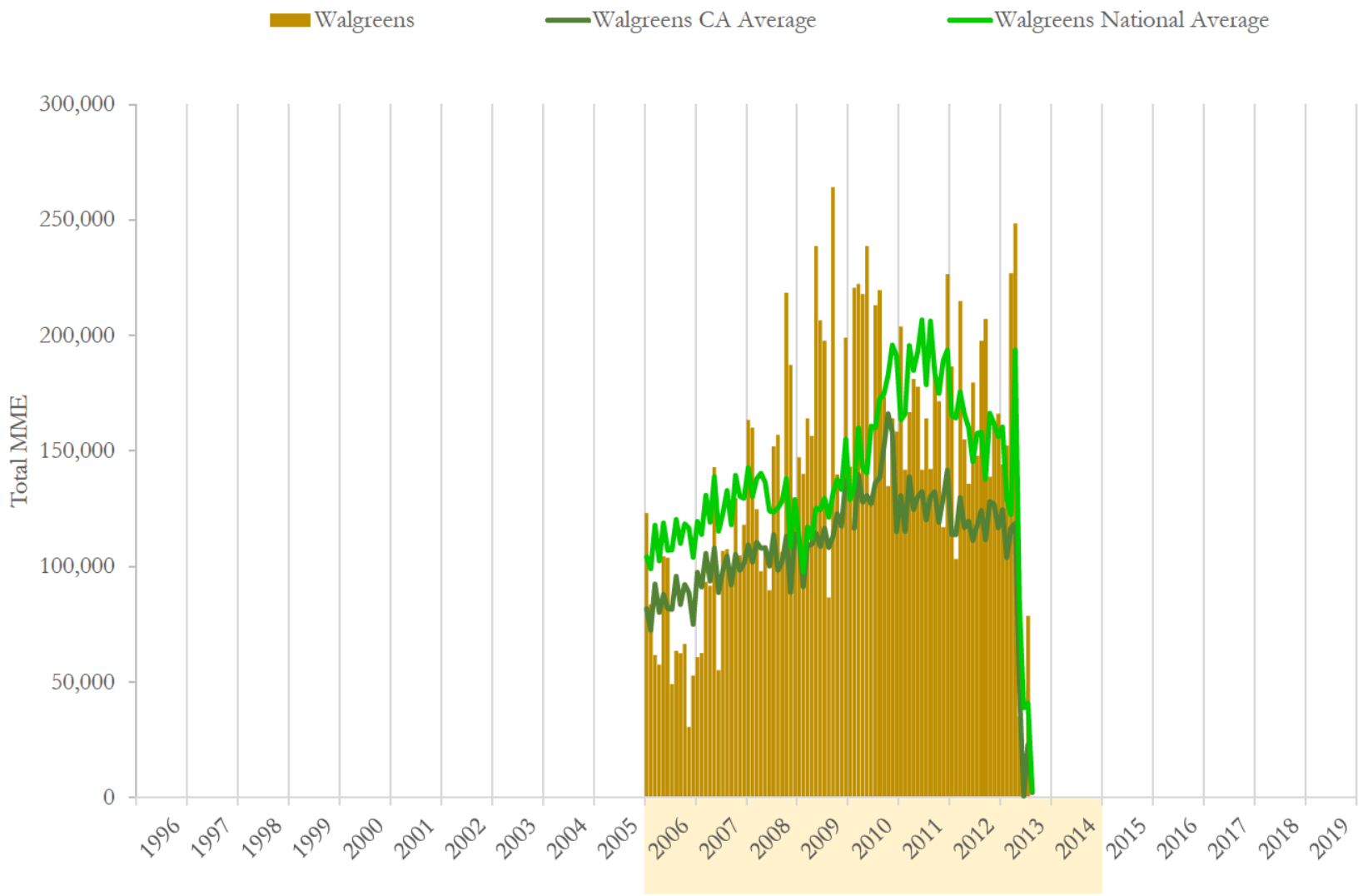

National and state averages reflect oxycodone shipped from Walgreen Co to all active pharmacies each month.
Data source: ARCOS (2006-2014) and Defendant Distribution Data (Walgreens 1/2006 - 3/2014)

Walgreens # 02866 (11/1998 to 2/2018)
DEA: BW3895945
1363 Divisadero St
San Francisco, CA 94115

Walgreen Co Oxycodone Shipments to Walgreens # 02866

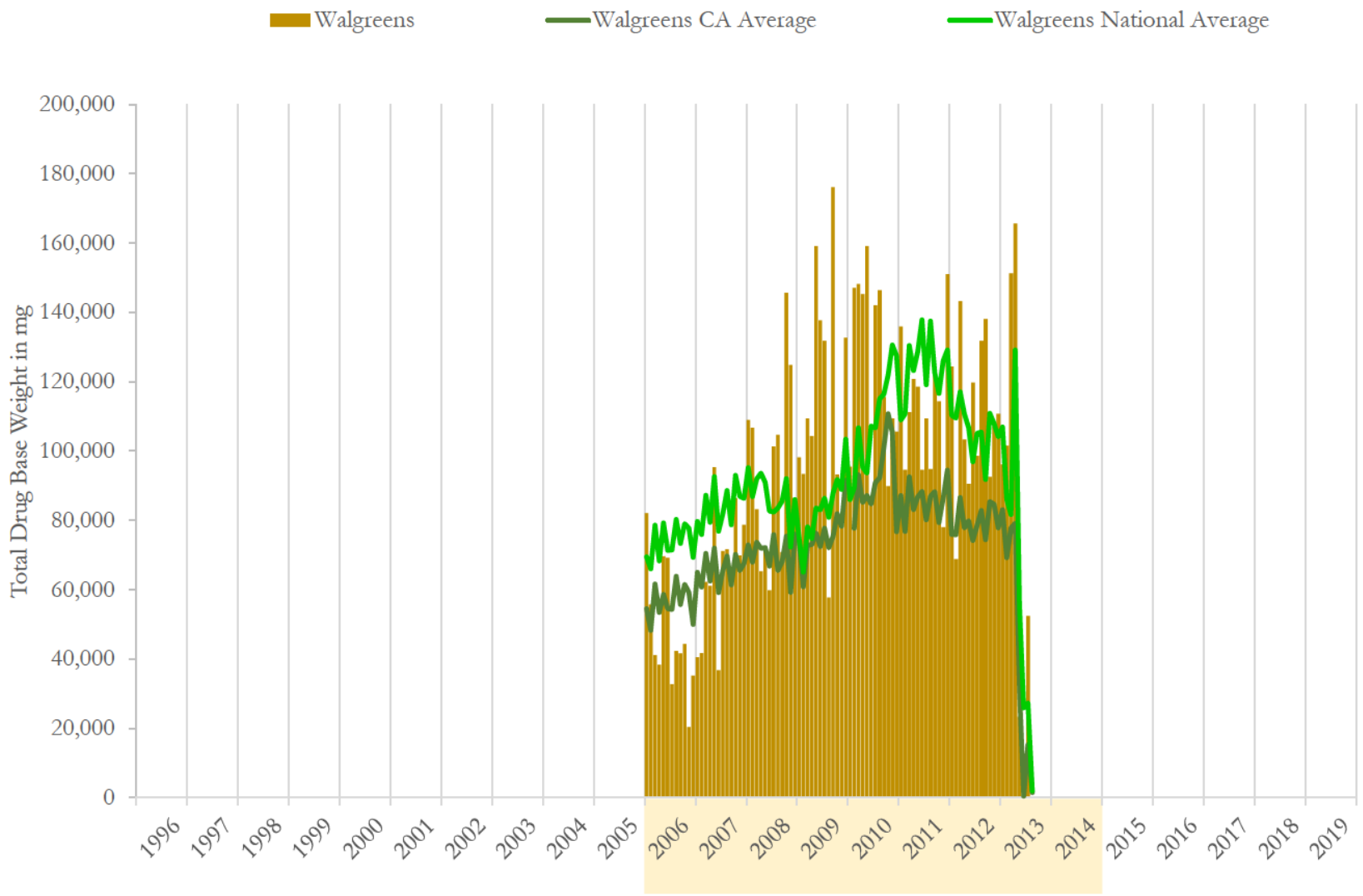

National and state averages reflect oxycodone shipped from Walgreen Co to all active pharmacies each month.
Data source: ARCOS (2006-2014) and Defendant Distribution Data (Walgreens 1/2006 - 3/2014)

Walgreens # 02866 (11/1998 to 2/2018)
DEA: BW3895945
1363 Divisadero St
San Francisco, CA 94115

Walgreen Co Oxycodone Shipments to Walgreens # 02866

	Dosage Units		MME		Drug Base Weight in mg	
Date	Walgreens	% Change	Walgreens	% Change	Walgreens	% Change
01/2006	7,100	n/a	123,044	n/a	82,029	n/a
02/2006	5,100	-28.2%	83,643	-32.0%	55,762	-32.0%
03/2006	4,100	-19.6%	61,657	-26.3%	41,104	-26.3%
04/2006	3,500	-14.6%	57,488	-6.8%	38,325	-6.8%
05/2006	6,400	82.9%	104,419	81.6%	69,613	81.6%
06/2006	3,800	-40.6%	103,815	-0.6%	69,210	-0.6%
07/2006	4,600	21.1%	49,083	-52.7%	32,722	-52.7%
08/2006	4,000	-13.0%	63,472	29.3%	42,315	29.3%
09/2006	4,200	5.0%	62,439	-1.6%	41,626	-1.6%
10/2006	4,900	16.7%	66,498	6.5%	44,332	6.5%
11/2006	2,700	-44.9%	30,593	-54.0%	20,395	-54.0%
12/2006	4,400	63.0%	52,714	72.3%	35,143	72.3%
01/2007	3,800	-13.6%	60,715	15.2%	40,477	15.2%
02/2007	3,900	2.6%	62,578	3.1%	41,719	3.1%
03/2007	5,200	33.3%	93,284	49.1%	62,189	49.1%
04/2007	3,900	-25.0%	91,712	-1.7%	61,141	-1.7%
05/2007	9,100	133.3%	142,965	55.9%	95,310	55.9%
06/2007	4,800	-47.3%	55,127	-61.4%	36,752	-61.4%
07/2007	7,200	50.0%	106,651	93.5%	71,101	93.5%
08/2007	6,700	-6.9%	107,504	0.8%	71,670	0.8%
09/2007	5,500	-17.9%	94,219	-12.4%	62,813	-12.4%
10/2007	6,700	21.8%	129,680	37.6%	86,453	37.6%
11/2007	6,500	-3.0%	104,795	-19.2%	69,863	-19.2%
12/2007	6,500	0.0%	118,014	12.6%	78,676	12.6%

Data source: ARCOS (2006-2014) and Defendant Distribution Data (Walgreens 1/2006 - 3/2014)

Walgreens # 02866 (11/1998 to 2/2018)
DEA: BW3895945
1363 Divisadero St
San Francisco, CA 94115

Walgreen Co Oxycodone Shipments to Walgreens # 02866

	Dosage Units		MME		Drug Base Weight in mg	
Date	Walgreens	% Change	Walgreens	% Change	Walgreens	% Change
01/2008	7,700	18.5%	163,365	38.4%	108,910	38.4%
02/2008	7,600	-1.3%	160,105	-2.0%	106,736	-2.0%
03/2008	7,400	-2.6%	124,757	-22.1%	83,171	-22.1%
04/2008	7,300	-1.4%	97,910	-21.5%	65,273	-21.5%
05/2008	5,600	-23.3%	107,276	9.6%	71,517	9.6%
06/2008	6,600	17.9%	89,761	-16.3%	59,841	-16.3%
07/2008	6,300	-4.5%	151,957	69.3%	101,304	69.3%
08/2008	8,200	30.2%	157,000	3.3%	104,666	3.3%
09/2008	7,000	-14.6%	106,235	-32.3%	70,824	-32.3%
10/2008	9,700	38.6%	218,522	105.7%	145,681	105.7%
11/2008	9,500	-2.1%	187,256	-14.3%	124,838	-14.3%
12/2008	5,800	-38.9%	129,634	-30.8%	86,423	-30.8%
01/2009	5,900	1.7%	147,250	13.6%	98,167	13.6%
02/2009	6,100	3.4%	140,056	-4.9%	93,370	-4.9%
03/2009	4,700	-23.0%	164,060	17.1%	109,373	17.1%
04/2009	4,300	-8.5%	156,529	-4.6%	104,353	-4.6%
05/2009	8,600	100.0%	238,693	52.5%	159,129	52.5%
06/2009	6,900	-19.8%	206,486	-13.5%	137,658	-13.5%
07/2009	7,800	13.0%	197,678	-4.3%	131,786	-4.3%
08/2009	5,400	-30.8%	86,669	-56.2%	57,779	-56.2%
09/2009	8,900	64.8%	264,243	204.9%	176,162	204.9%
10/2009	6,800	-23.6%	139,787	-47.1%	93,191	-47.1%
11/2009	7,800	14.7%	116,590	-16.6%	77,727	-16.6%
12/2009	8,200	5.1%	199,023	70.7%	132,682	70.7%

Data source: ARCOS (2006-2014) and Defendant Distribution Data (Walgreens 1/2006 - 3/2014)

Walgreens # 02866 (11/1998 to 2/2018)
DEA: BW3895945
1363 Divisadero St
San Francisco, CA 94115

Walgreen Co Oxycodone Shipments to Walgreens # 02866

	Dosage Units		MME		Drug Base Weight in mg	
Date	Walgreens	% Change	Walgreens	% Change	Walgreens	% Change
01/2010	8,700	6.1%	143,216	-28.0%	95,477	-28.0%
02/2010	9,000	3.4%	220,539	54.0%	147,026	54.0%
03/2010	9,300	3.3%	222,220	0.8%	148,147	0.8%
04/2010	8,300	-10.8%	217,850	-2.0%	145,233	-2.0%
05/2010	8,700	4.8%	238,693	9.6%	159,129	9.6%
06/2010	2,900	-66.7%	127,079	-46.8%	84,719	-46.8%
07/2010	7,800	169.0%	213,143	67.7%	142,095	67.7%
08/2010	8,400	7.7%	219,530	3.0%	146,354	3.0%
09/2010	7,900	-6.0%	173,473	-21.0%	115,649	-21.0%
10/2010	10,200	29.1%	134,811	-22.3%	89,874	-22.3%
11/2010	9,100	-10.8%	164,194	21.8%	109,463	21.8%
12/2010	6,300	-30.8%	158,277	-3.6%	105,518	-3.6%
01/2011	10,000	58.7%	203,864	28.8%	135,909	28.8%
02/2011	6,800	-32.0%	141,871	-30.4%	94,581	-30.4%
03/2011	7,800	14.7%	166,749	17.5%	111,166	17.5%
04/2011	9,500	21.8%	181,138	8.6%	120,759	8.6%
05/2011	8,200	-13.7%	177,843	-1.8%	118,562	-1.8%
06/2011	7,000	-14.6%	141,871	-20.2%	94,581	-20.2%
07/2011	8,800	25.7%	164,060	15.6%	109,373	15.6%
08/2011	7,700	-12.5%	142,140	-13.4%	94,760	-13.4%
09/2011	9,900	28.6%	183,895	29.4%	122,596	29.4%
10/2011	7,700	-22.2%	171,456	-6.8%	114,304	-6.8%
11/2011	8,300	7.8%	116,993	-31.8%	77,996	-31.8%
12/2011	12,100	45.8%	226,590	93.7%	151,060	93.7%

Data source: ARCOS (2006-2014) and Defendant Distribution Data (Walgreens 1/2006 - 3/2014)

Walgreens # 02866 (11/1998 to 2/2018)
DEA: BW3895945
1363 Divisadero St
San Francisco, CA 94115

Walgreen Co Oxycodone Shipments to Walgreens # 02866

	Dosage Units		MME		Drug Base Weight in mg	
Date	Walgreens	% Change	Walgreens	% Change	Walgreens	% Change
01/2012	6,300	-47.9%	186,584	-17.7%	124,389	-17.7%
02/2012	4,700	-25.4%	103,210	-44.7%	68,806	-44.7%
03/2012	10,400	121.3%	214,802	108.1%	143,201	108.1%
04/2012	7,300	-29.8%	154,982	-27.8%	103,322	-27.8%
05/2012	7,300	0.0%	135,820	-12.4%	90,547	-12.4%
06/2012	8,900	21.9%	179,524	32.2%	119,683	32.2%
07/2012	6,800	-23.6%	147,923	-17.6%	98,615	-17.6%
08/2012	10,000	47.1%	197,678	33.6%	131,786	33.6%
09/2012	9,700	-3.0%	207,092	4.8%	138,061	4.8%
10/2012	5,400	-44.3%	138,845	-33.0%	92,564	-33.0%
11/2012	7,400	37.0%	160,698	15.7%	107,132	15.7%
12/2012	6,800	-8.1%	166,077	3.3%	110,718	3.3%
01/2013	6,300	-7.4%	144,224	-13.2%	96,150	-13.2%
02/2013	6,700	6.3%	152,293	5.6%	101,529	5.6%
03/2013	10,400	55.2%	226,927	49.0%	151,284	49.0%
04/2013	10,100	-2.9%	248,443	9.5%	165,628	9.5%
05/2013	2,000	-80.2%	34,964	-85.9%	23,309	-85.9%
06/2013	0	-100.0%	0	-100.0%	0	-100.0%
07/2013	3,900	n/a	78,668	n/a	52,445	n/a
08/2013	0	-100.0%	0	-100.0%	0	-100.0%
09/2013	0	n/a	0	n/a	0	n/a
10/2013	0	n/a	0	n/a	0	n/a
11/2013	0	n/a	0	n/a	0	n/a
12/2013	0	n/a	0	n/a	0	n/a

Data source: ARCOS (2006-2014) and Defendant Distribution Data (Walgreens 1/2006 - 3/2014)

Walgreens # 02866 (11/1998 to 2/2018)
DEA: BW3895945
1363 Divisadero St
San Francisco, CA 94115

Walgreen Co Oxycodone Shipments to Walgreens # 02866

	Dosage Units		MME		Drug Base Weight in mg	
Date	Walgreens	% Change	Walgreens	% Change	Walgreens	% Change
1996	0		0		0	
1997	0	n/a	0	n/a	0	n/a
1998	0	n/a	0	n/a	0	n/a
1999	0	n/a	0	n/a	0	n/a
2000	0	n/a	0	n/a	0	n/a
2001	0	n/a	0	n/a	0	n/a
2002	0	n/a	0	n/a	0	n/a
2003	0	n/a	0	n/a	0	n/a
2004	0	n/a	0	n/a	0	n/a
2005	0	n/a	0	n/a	0	n/a
2006	54,800	n/a	858,865	n/a	572,576	n/a
2007	69,800	27.4%	1,167,244	35.9%	778,163	35.9%
2008	88,700	27.1%	1,693,778	45.1%	1,129,185	45.1%
2009	81,400	-8.2%	2,057,064	21.4%	1,371,376	21.4%
2010	96,600	18.7%	2,233,025	8.6%	1,488,683	8.6%
2011	103,800	7.5%	2,018,470	-9.6%	1,345,647	-9.6%
2012	91,000	-12.3%	1,993,234	-1.3%	1,328,822	-1.3%
2013	39,400	-56.7%	885,518	-55.6%	590,345	-55.6%
2014	0	-100.0%	0	-100.0%	0	-100.0%
2015	0	n/a	0	n/a	0	n/a
2016	0	n/a	0	n/a	0	n/a
2017	0	n/a	0	n/a	0	n/a
2018	0	n/a	0	n/a	0	n/a
2019	0	n/a	0	n/a	0	n/a
Total	**625,500**		**12,907,196**		**8,604,798**	

Data source: ARCOS (2006-2014) and Defendant Distribution Data (Walgreens 1/2006 - 3/2014)

Walgreens # 02866 (11/1998 to 2/2018)
DEA: BW3895945
1363 Divisadero St
San Francisco, CA 94115

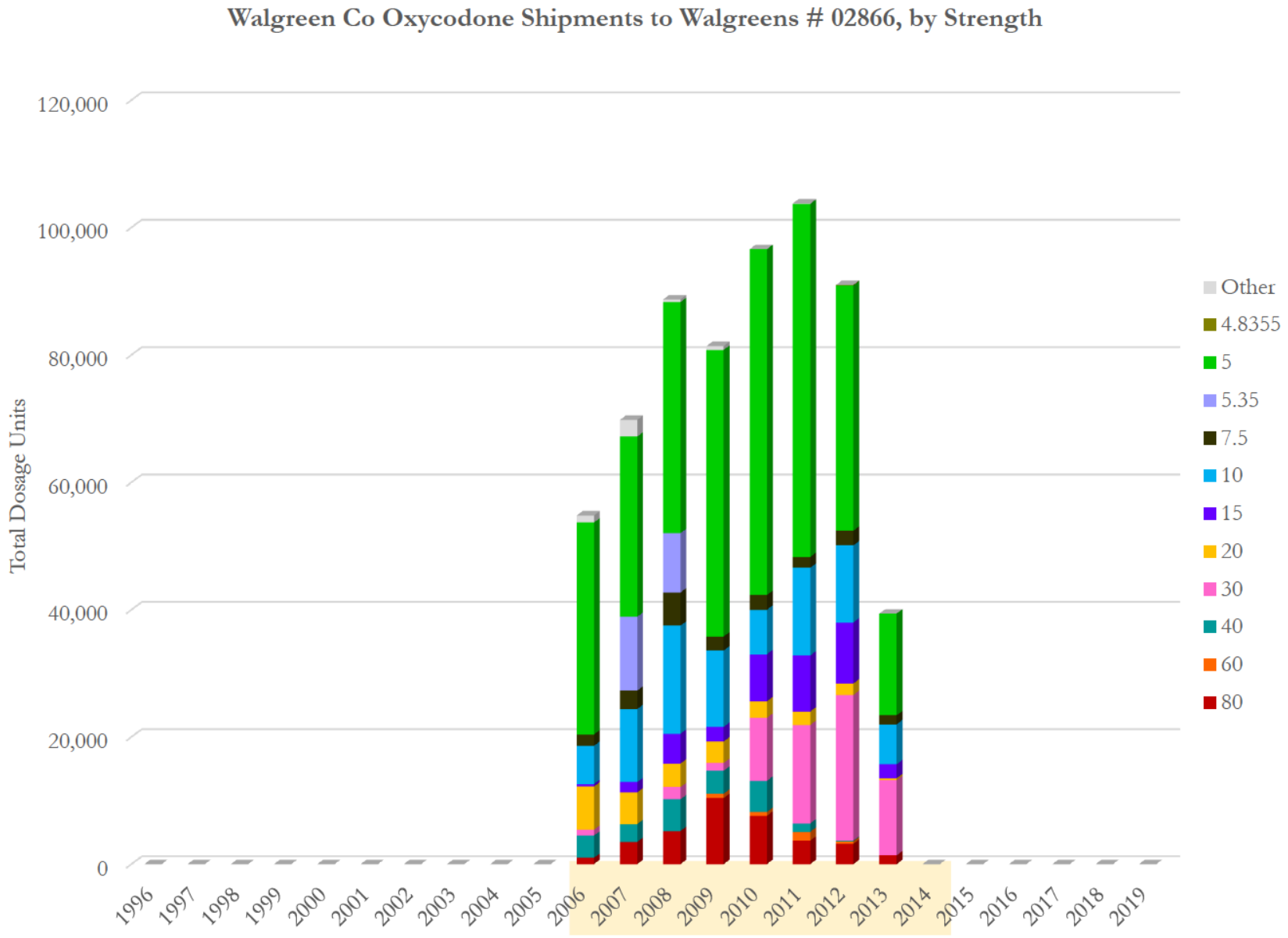

Data source: ARCOS (2006-2014) and Defendant Distribution Data (Walgreens 1/2006 - 3/2014)

Walgreens # 02866 (11/1998 to 2/2018)
DEA: BW3895945
1363 Divisadero St
San Francisco, CA 94115

Walgreen Co Oxycodone Shipments to Walgreens # 02866, by Strength

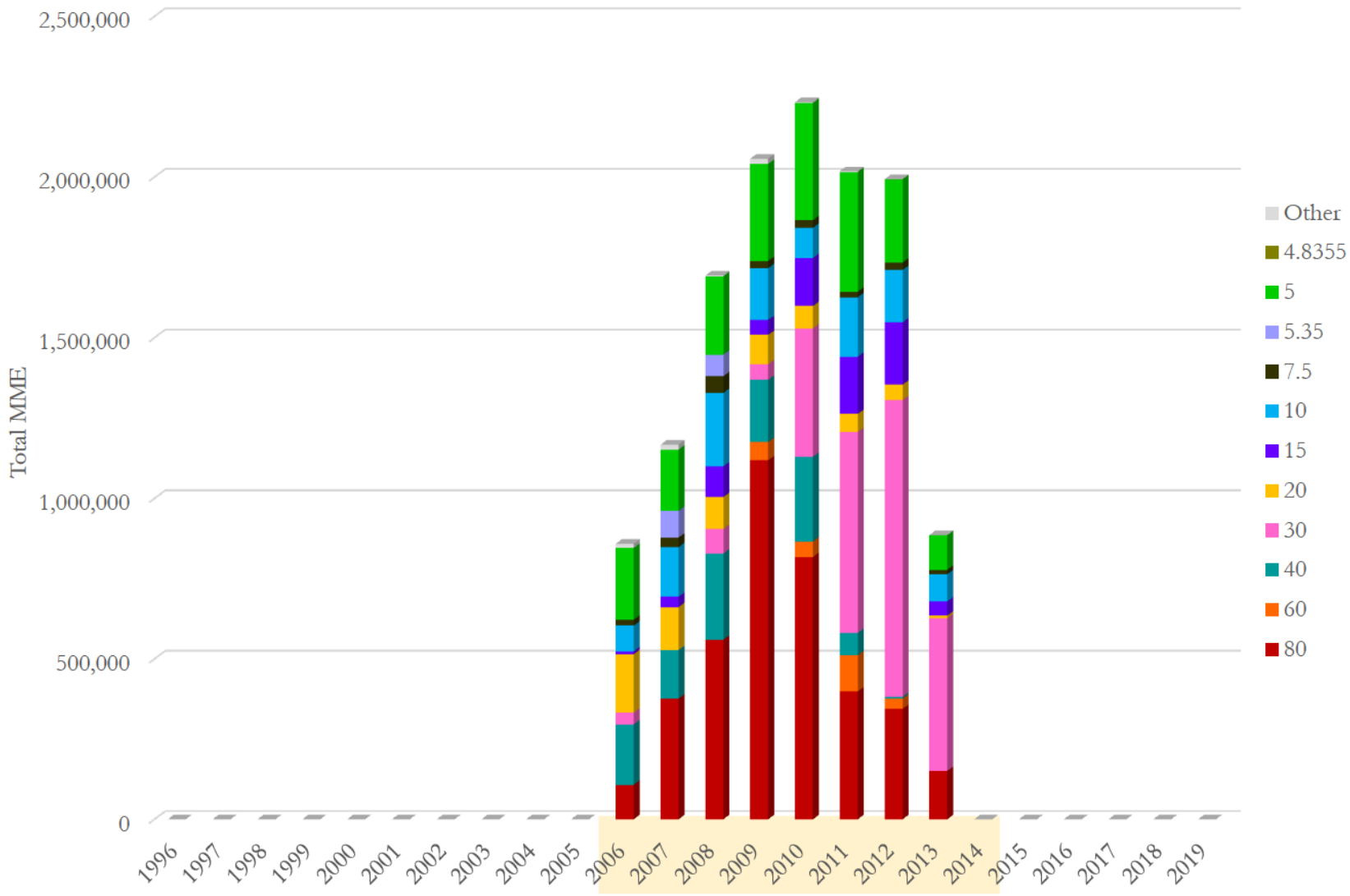

Data source: ARCOS (2006-2014) and Defendant Distribution Data (Walgreens 1/2006 - 3/2014)

Walgreens # 02866 (11/1998 to 2/2018)
DEA: BW3895945
1363 Divisadero St
San Francisco, CA 94115

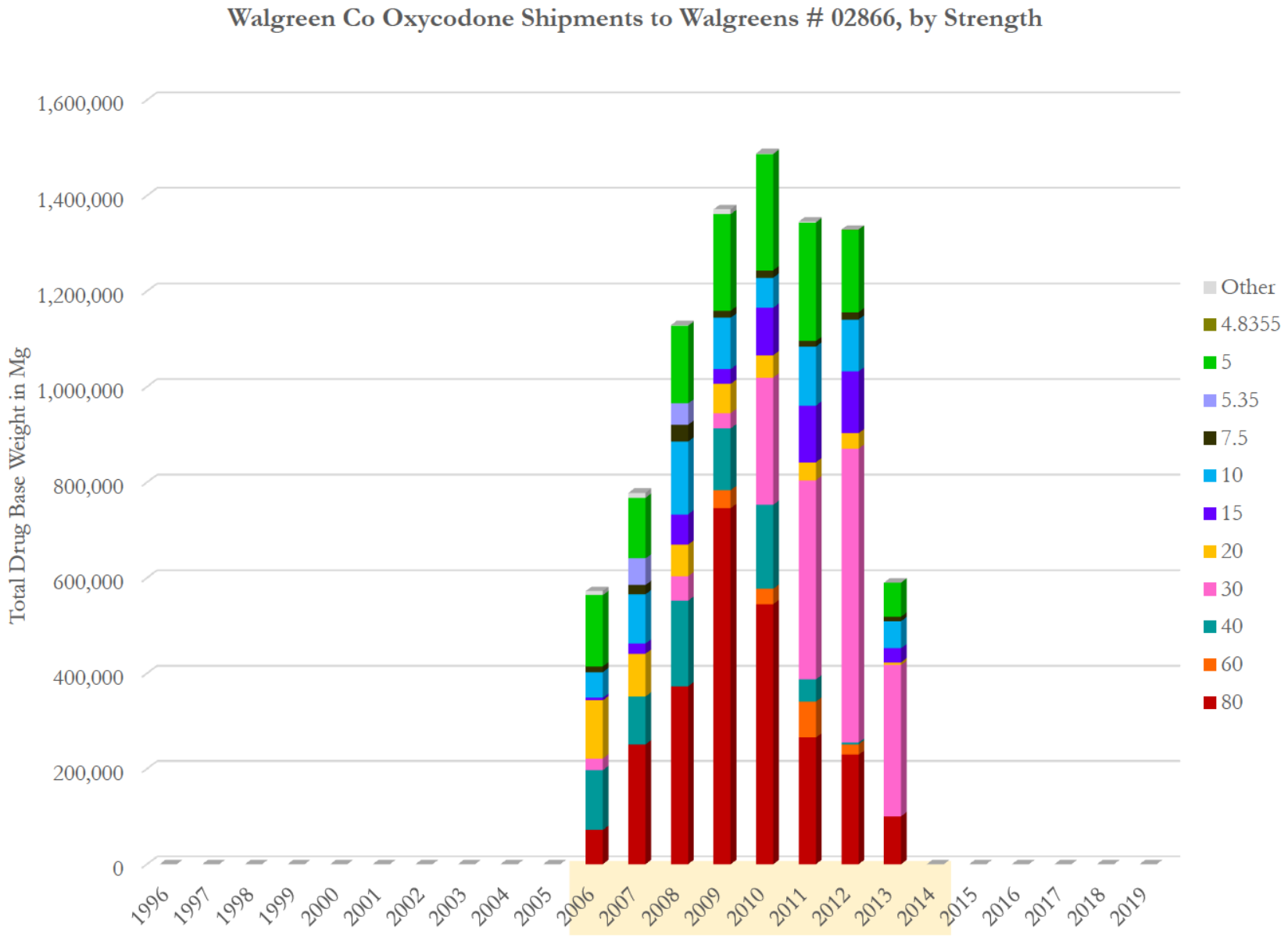

Data source: ARCOS (2006-2014) and Defendant Distribution Data (Walgreens 1/2006 - 3/2014)

Walgreens # 02866 (11/1998 to 2/2018)
DEA: BW3895945
1363 Divisadero St
San Francisco, CA 94115

Walgreen Co Oxycodone Shipments to Walgreens # 02866, by Strength
(Total Dosage Units)

Strength Year\	80	60	40	30	20	15	10	7.5	5.35	5	4.8355	Other	Total	Avg. Str
1996	0	0	0	0	0	0	0	0	0	0	0	0	**0**	
1997	0	0	0	0	0	0	0	0	0	0	0	0	**0**	
1998	0	0	0	0	0	0	0	0	0	0	0	0	**0**	
1999	0	0	0	0	0	0	0	0	0	0	0	0	**0**	
2000	0	0	0	0	0	0	0	0	0	0	0	0	**0**	
2001	0	0	0	0	0	0	0	0	0	0	0	0	**0**	
2002	0	0	0	0	0	0	0	0	0	0	0	0	**0**	
2003	0	0	0	0	0	0	0	0	0	0	0	0	**0**	
2004	0	0	0	0	0	0	0	0	0	0	0	0	**0**	
2005	0	0	0	0	0	0	0	0	0	0	0	0	**0**	
2006	1,000	0	3,500	900	6,800	400	6,000	1,800	0	33,300	0	1,100	**54,800**	11 71
2007	3,500	0	2,800	0	5,000	1,600	11,500	2,900	11,600	28,300	0	2,600	**69,800**	12 74
2008	5,200	0	5,000	1,900	3,700	4,700	17,000	5,200	9,300	36,300	0	400	**88,700**	14 24
2009	10,400	700	3,600	1,200	3,400	2,300	12,000	2,200	0	45,000	0	600	**81,400**	18 79
2010	7,600	600	4,900	9,900	2,600	7,400	7,000	2,300	0	54,300	0	0	**96,600**	17 17
2011	3,700	1,400	1,300	15,500	2,100	8,800	13,800	1,700	0	55,400	0	100	**103,800**	14 45
2012	3,200	400	100	22,900	1,800	9,600	12,100	2,300	0	38,500	100	0	**91,000**	16 29
2013	1,400	0	0	11,800	300	2,200	6,300	1,400	0	16,000	0	0	**39,400**	16 71
2014	0	0	0	0	0	0	0	0	0	0	0	0	**0**	
2015	0	0	0	0	0	0	0	0	0	0	0	0	**0**	
2016	0	0	0	0	0	0	0	0	0	0	0	0	**0**	
2017	0	0	0	0	0	0	0	0	0	0	0	0	**0**	
2018	0	0	0	0	0	0	0	0	0	0	0	0	**0**	
2019	0	0	0	0	0	0	0	0	0	0	0	0	**0**	
Total	**36,000**	**3,100**	**21,200**	**64,100**	**25,700**	**37,000**	**85,700**	**19,800**	**20,900**	**307,100**	**100**	**4,800**	**625,500**	15 40

Data source: ARCOS (2006-2014) and Defendant Distribution Data (Walgreens 1/2006 - 3/2014)

Walgreens # 02866 (11/1998 to 2/2018)
DEA: BW3895945
1363 Divisadero St
San Francisco, CA 94115

Walgreen Co Oxycodone Shipments to Walgreens # 02866, by Strength
(Total MME)

Strength Year\	80	60	40	30	20	15	10	7.5	5.35	5	4.8355	Other	Total	Avg. Str
1996	0	0	0	0	0	0	0	0	0	0	0	0	**0**	
1997	0	0	0	0	0	0	0	0	0	0	0	0	**0**	
1998	0	0	0	0	0	0	0	0	0	0	0	0	**0**	
1999	0	0	0	0	0	0	0	0	0	0	0	0	**0**	
2000	0	0	0	0	0	0	0	0	0	0	0	0	**0**	
2001	0	0	0	0	0	0	0	0	0	0	0	0	**0**	
2002	0	0	0	0	0	0	0	0	0	0	0	0	**0**	
2003	0	0	0	0	0	0	0	0	0	0	0	0	**0**	
2004	0	0	0	0	0	0	0	0	0	0	0	0	**0**	
2005	0	0	0	0	0	0	0	0	0	0	0	0	**0**	
2006	107,580	0	188,265	36,308	182,886	8,069	80,685	18,154	0	223,898	0	13,020	**858,865**	11 71
2007	376,530	0	150,612	0	134,475	32,274	154,646	29,248	83,446	190,279	0	15,734	**1,167,244**	12 74
2008	559,416	0	268,950	76,651	99,512	94,805	228,608	52,445	66,901	244,071	0	2,421	**1,693,778**	14 24
2009	1,118,832	56,480	193,644	48,411	91,443	46,394	161,370	22,188	0	302,569	0	15,734	**2,057,064**	18 79
2010	817,608	48,411	263,571	399,391	69,927	149,267	94,133	23,197	0	365,100	0	2,421	**2,233,025**	17 17
2011	398,046	112,959	69,927	625,309	56,480	177,507	185,576	17,146	0	372,496	0	3,026	**2,018,470**	14 45
2012	344,256	32,274	5,379	923,843	48,411	193,644	162,715	23,197	0	258,864	650	0	**1,993,234**	16 29
2013	150,612	0	0	476,042	8,069	44,377	84,719	14,120	0	107,580	0	0	**885,518**	16 71
2014	0	0	0	0	0	0	0	0	0	0	0	0	**0**	
2015	0	0	0	0	0	0	0	0	0	0	0	0	**0**	
2016	0	0	0	0	0	0	0	0	0	0	0	0	**0**	
2017	0	0	0	0	0	0	0	0	0	0	0	0	**0**	
2018	0	0	0	0	0	0	0	0	0	0	0	0	**0**	
2019	0	0	0	0	0	0	0	0	0	0	0	0	**0**	
Total	**3,872,880**	**250,124**	**1,140,348**	**2,585,954**	**691,202**	**746,336**	**1,152,451**	**199,695**	**150,346**	**2,064,857**	**650**	**52,353**	**12,907,196**	15 40

Data source: ARCOS (2006-2014) and Defendant Distribution Data (Walgreens 1/2006 - 3/2014)

Walgreens # 02866 (11/1998 to 2/2018)
DEA: BW3895945
1363 Divisadero St
San Francisco, CA 94115

Walgreen Co Oxycodone Shipments to Walgreens # 02866, by Strength
(Total Drug Base Weight in Milligram)

Strength Year\	80	60	40	30	20	15	10	7.5	5.35	5	4.8355	Other	Total	Avg. Str
1996	0	0	0	0	0	0	0	0	0	0	0	0	**0**	
1997	0	0	0	0	0	0	0	0	0	0	0	0	**0**	
1998	0	0	0	0	0	0	0	0	0	0	0	0	**0**	
1999	0	0	0	0	0	0	0	0	0	0	0	0	**0**	
2000	0	0	0	0	0	0	0	0	0	0	0	0	**0**	
2001	0	0	0	0	0	0	0	0	0	0	0	0	**0**	
2002	0	0	0	0	0	0	0	0	0	0	0	0	**0**	
2003	0	0	0	0	0	0	0	0	0	0	0	0	**0**	
2004	0	0	0	0	0	0	0	0	0	0	0	0	**0**	
2005	0	0	0	0	0	0	0	0	0	0	0	0	**0**	
2006	71,720	0	125,510	24,206	121,924	5,379	53,790	12,103	0	149,265	0	8,680	**572,576**	11 71
2007	251,020	0	100,408	0	89,650	21,516	103,098	19,499	55,631	126,853	0	10,489	**778,163**	12 74
2008	372,944	0	179,300	51,101	66,341	63,203	152,405	34,964	44,600	162,714	0	1,614	**1,129,185**	14 24
2009	745,888	37,653	129,096	32,274	60,962	30,929	107,580	14,792	0	201,713	0	10,489	**1,371,376**	18 79
2010	545,072	32,274	175,714	266,261	46,618	99,512	62,755	15,465	0	243,400	0	1,614	**1,488,683**	17 17
2011	265,364	75,306	46,618	416,873	37,653	118,338	123,717	11,430	0	248,331	0	2,017	**1,345,647**	14 45
2012	229,504	21,516	3,586	615,896	32,274	129,096	108,477	15,465	0	172,576	434	0	**1,328,822**	16 29
2013	100,408	0	0	317,361	5,379	29,585	56,480	9,413	0	71,720	0	0	**590,345**	16 71
2014	0	0	0	0	0	0	0	0	0	0	0	0	**0**	
2015	0	0	0	0	0	0	0	0	0	0	0	0	**0**	
2016	0	0	0	0	0	0	0	0	0	0	0	0	**0**	
2017	0	0	0	0	0	0	0	0	0	0	0	0	**0**	
2018	0	0	0	0	0	0	0	0	0	0	0	0	**0**	
2019	0	0	0	0	0	0	0	0	0	0	0	0	**0**	
Total	**2,581,920**	**166,749**	**760,232**	**1,723,970**	**460,801**	**497,558**	**768,301**	**133,130**	**100,231**	**1,376,571**	**434**	**34,902**	**8,604,798**	15 40

Data source: ARCOS (2006-2014) and Defendant Distribution Data (Walgreens 1/2006 - 3/2014)

Walgreens # 02866 (11/1998 to 2/2018)
DEA: BW3895945
1363 Divisadero St
San Francisco, CA 94115

Walgreen Co Hydrocodone Shipments to Walgreens # 02866

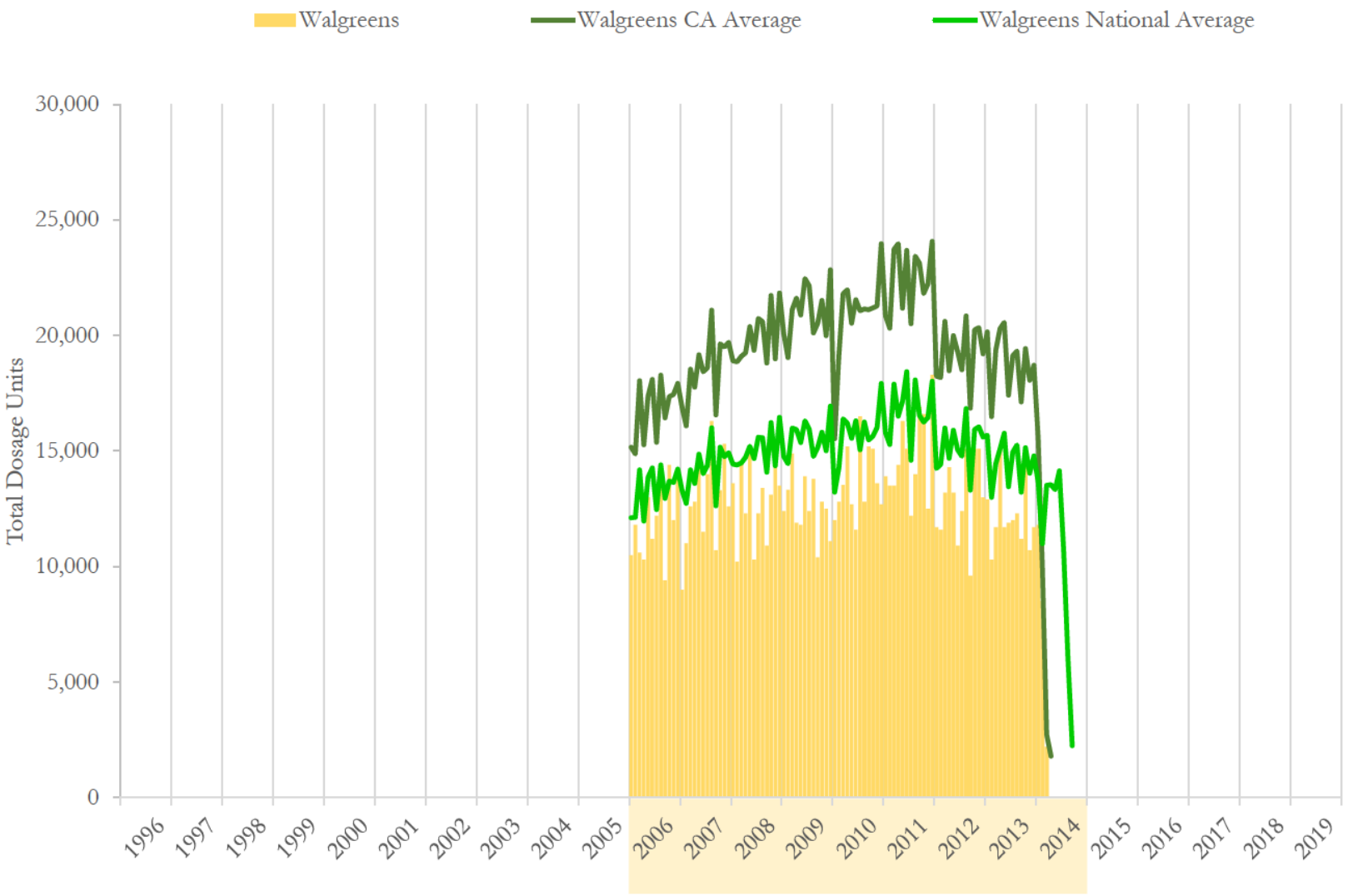

National and state averages reflect hydrocodone shipped from Walgreen Co to all active pharmacies each month.
Data source: ARCOS (2006-2014) and Defendant Distribution Data (Walgreens 1/2006 - 3/2014)

Walgreens # 02866 (11/1998 to 2/2018)
DEA: BW3895945
1363 Divisadero St
San Francisco, CA 94115

Walgreen Co Hydrocodone Shipments to Walgreens # 02866

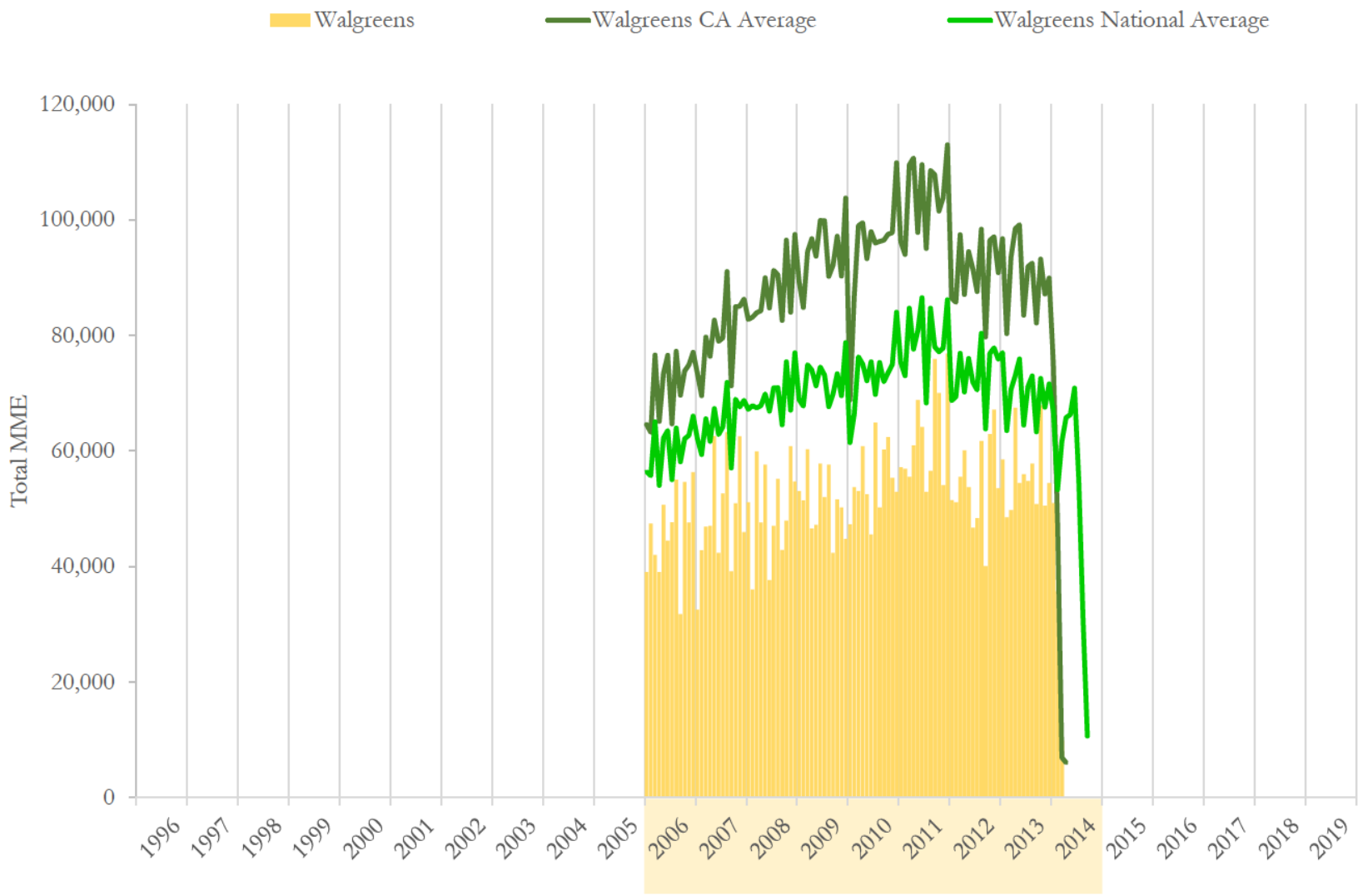

National and state averages reflect hydrocodone shipped from Walgreen Co to all active pharmacies each month.
Data source: ARCOS (2006-2014) and Defendant Distribution Data (Walgreens 1/2006 - 3/2014)

Walgreens # 02866 (11/1998 to 2/2018)
DEA: BW3895945
1363 Divisadero St
San Francisco, CA 94115

Walgreen Co Hydrocodone Shipments to Walgreens # 02866

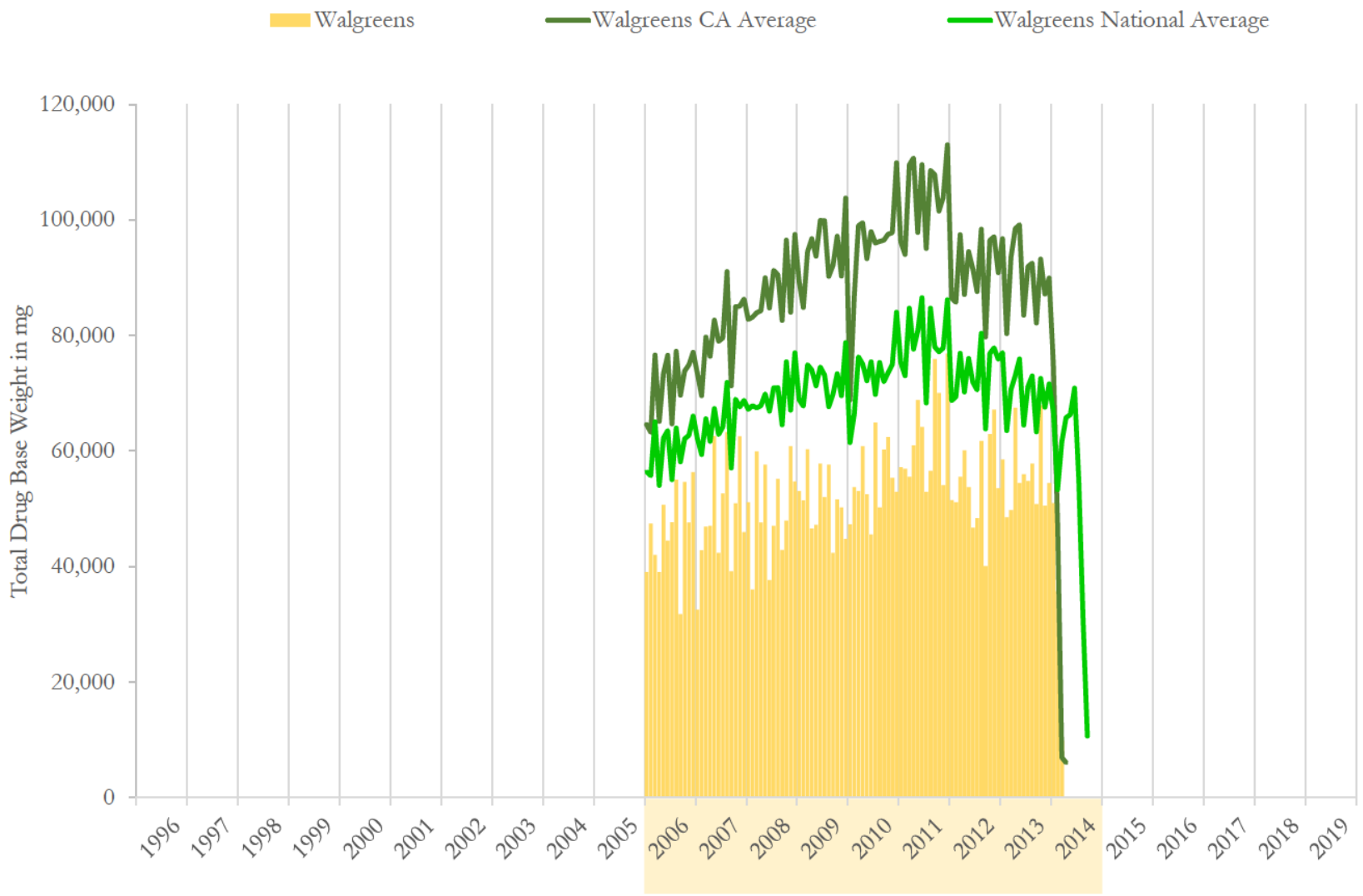

National and state averages reflect hydrocodone shipped from Walgreen Co to all active pharmacies each month.
Data source: ARCOS (2006-2014) and Defendant Distribution Data (Walgreens 1/2006 - 3/2014)

Walgreens # 02866 (11/1998 to 2/2018)
DEA: BW3895945
1363 Divisadero St
San Francisco, CA 94115

Walgreen Co Hydrocodone Shipments to Walgreens # 02866

	Dosage Units		MME		Drug Base Weight in mg	
Date	Walgreens	% Change	Walgreens	% Change	Walgreens	% Change
01/2006	10,500	n/a	39,032	n/a	39,032	n/a
02/2006	11,800	12.4%	47,475	21.6%	47,475	21.6%
03/2006	10,600	-10.2%	42,043	-11.4%	42,043	-11.4%
04/2006	10,300	-2.8%	39,048	-7.1%	39,048	-7.1%
05/2006	13,000	26.2%	50,678	29.8%	50,678	29.8%
06/2006	11,200	-13.8%	44,489	-12.2%	44,489	-12.2%
07/2006	12,200	8.9%	47,659	7.1%	47,659	7.1%
08/2006	14,200	16.4%	55,034	15.5%	55,034	15.5%
09/2006	9,400	-33.8%	31,775	-42.3%	31,775	-42.3%
10/2006	14,400	53.2%	54,605	71.8%	54,605	71.8%
11/2006	12,000	-16.7%	47,643	-12.7%	47,643	-12.7%
12/2006	14,000	16.7%	56,356	18.3%	56,356	18.3%
01/2007	9,000	-35.7%	32,524	-42.3%	32,524	-42.3%
02/2007	11,000	22.2%	42,800	31.6%	42,800	31.6%
03/2007	12,600	14.5%	46,886	9.5%	46,886	9.5%
04/2007	12,800	1.6%	47,029	0.3%	47,029	0.3%
05/2007	14,500	13.3%	62,586	33.1%	62,586	33.1%
06/2007	11,500	-20.7%	42,354	-32.3%	42,354	-32.3%
07/2007	14,000	21.7%	52,637	24.3%	52,637	24.3%
08/2007	16,300	16.4%	63,224	20.1%	63,224	20.1%
09/2007	10,700	-34.4%	39,159	-38.1%	39,159	-38.1%
10/2007	13,300	24.3%	50,948	30.1%	50,948	30.1%
11/2007	15,300	15.0%	62,569	22.8%	62,569	22.8%
12/2007	12,600	-17.6%	45,970	-26.5%	45,970	-26.5%

Data source: ARCOS (2006-2014) and Defendant Distribution Data (Walgreens 1/2006 - 3/2014)

Walgreens # 02866 (11/1998 to 2/2018)
DEA: BW3895945
1363 Divisadero St
San Francisco, CA 94115

Walgreen Co Hydrocodone Shipments to Walgreens # 02866

	Dosage Units		MME		Drug Base Weight in mg	
Date	Walgreens	% Change	Walgreens	% Change	Walgreens	% Change
01/2008	13,600	7.9%	51,132	11.2%	51,132	11.2%
02/2008	10,200	-25.0%	36,021	-29.6%	36,021	-29.6%
03/2008	14,500	42.2%	59,918	66.3%	59,918	66.3%
04/2008	12,300	-15.2%	47,618	-20.5%	47,618	-20.5%
05/2008	14,900	21.1%	57,648	21.1%	57,648	21.1%
06/2008	10,300	-30.9%	37,678	-34.6%	37,678	-34.6%
07/2008	12,300	19.4%	47,021	24.8%	47,021	24.8%
08/2008	13,400	8.9%	55,194	17.4%	55,194	17.4%
09/2008	10,900	-18.7%	42,832	-22.4%	42,832	-22.4%
10/2008	13,100	20.2%	47,937	11.9%	47,937	11.9%
11/2008	15,200	16.0%	60,835	26.9%	60,835	26.9%
12/2008	13,500	-11.2%	54,691	-10.1%	54,691	-10.1%
01/2009	12,400	-8.1%	53,083	-2.9%	53,083	-2.9%
02/2009	13,320	7.4%	51,412	-3.1%	51,412	-3.1%
03/2009	14,900	11.9%	60,316	17.3%	60,316	17.3%
04/2009	11,900	-20.1%	46,583	-22.8%	46,583	-22.8%
05/2009	11,800	-0.8%	47,180	1.3%	47,180	1.3%
06/2009	13,900	17.8%	57,791	22.5%	57,791	22.5%
07/2009	12,400	-10.8%	52,048	-9.9%	52,048	-9.9%
08/2009	13,800	11.3%	57,624	10.7%	57,624	10.7%
09/2009	10,400	-24.6%	42,378	-26.5%	42,378	-26.5%
10/2009	12,800	23.1%	51,602	21.8%	51,602	21.8%
11/2009	12,500	-2.3%	50,232	-2.7%	50,232	-2.7%
12/2009	11,100	-11.2%	44,800	-10.8%	44,800	-10.8%

Data source: ARCOS (2006-2014) and Defendant Distribution Data (Walgreens 1/2006 - 3/2014)

Walgreens # 02866 (11/1998 to 2/2018)
DEA: BW3895945
1363 Divisadero St
San Francisco, CA 94115

Walgreen Co Hydrocodone Shipments to Walgreens # 02866

	Dosage Units		MME		Drug Base Weight in mg	
Date	Walgreens	% Change	Walgreens	% Change	Walgreens	% Change
01/2010	12,000	8.1%	47,348	5.7%	47,348	5.7%
02/2010	12,800	6.7%	53,721	13.5%	53,721	13.5%
03/2010	13,540	5.8%	53,063	-1.2%	53,063	-1.2%
04/2010	15,200	12.3%	60,810	14.6%	60,810	14.6%
05/2010	12,700	-16.4%	52,518	-13.6%	52,518	-13.6%
06/2010	11,600	-8.7%	45,548	-13.3%	45,548	-13.3%
07/2010	16,500	42.2%	64,929	42.6%	64,929	42.6%
08/2010	12,800	-22.4%	50,232	-22.6%	50,232	-22.6%
09/2010	15,200	18.8%	60,221	19.9%	60,221	19.9%
10/2010	15,100	-0.7%	62,442	3.7%	62,442	3.7%
11/2010	13,600	-9.9%	55,370	-11.3%	55,370	-11.3%
12/2010	12,700	-6.6%	52,916	-4.4%	52,916	-4.4%
01/2011	13,900	9.4%	57,194	8.1%	57,194	8.1%
02/2011	13,500	-2.9%	56,899	-0.5%	56,899	-0.5%
03/2011	13,500	0.0%	55,513	-2.4%	55,513	-2.4%
04/2011	14,400	6.7%	60,962	9.8%	60,962	9.8%
05/2011	16,300	13.2%	68,824	12.9%	68,824	12.9%
06/2011	15,100	-7.4%	64,132	-6.8%	64,132	-6.8%
07/2011	12,200	-19.2%	52,940	-17.5%	52,940	-17.5%
08/2011	14,000	14.8%	56,548	6.8%	56,548	6.8%
09/2011	16,900	20.7%	75,905	34.2%	75,905	34.2%
10/2011	16,600	-1.8%	70,059	-7.7%	70,059	-7.7%
11/2011	12,500	-24.7%	54,094	-22.8%	54,094	-22.8%
12/2011	18,300	46.4%	76,878	42.1%	76,878	42.1%

Data source: ARCOS (2006-2014) and Defendant Distribution Data (Walgreens 1/2006 - 3/2014)

Walgreens # 02866 (11/1998 to 2/2018)
DEA: BW3895945
1363 Divisadero St
San Francisco, CA 94115

Walgreen Co Hydrocodone Shipments to Walgreens # 02866

	Dosage Units		MME		Drug Base Weight in mg	
Date	Walgreens	% Change	Walgreens	% Change	Walgreens	% Change
01/2012	11,700	-36.1%	51,459	-33.1%	51,459	-33.1%
02/2012	11,600	-0.9%	51,124	-0.7%	51,124	-0.7%
03/2012	13,200	13.8%	55,529	8.6%	55,529	8.6%
04/2012	14,300	8.3%	60,086	8.2%	60,086	8.2%
05/2012	13,200	-7.7%	53,713	-10.6%	53,713	-10.6%
06/2012	10,900	-17.4%	46,735	-13.0%	46,735	-13.0%
07/2012	12,400	13.8%	48,408	3.6%	48,408	3.6%
08/2012	15,100	21.8%	61,735	27.5%	61,735	27.5%
09/2012	9,600	-36.4%	40,100	-35.0%	40,100	-35.0%
10/2012	15,100	57.3%	62,953	57.0%	62,953	57.0%
11/2012	15,100	0.0%	67,183	6.7%	67,183	6.7%
12/2012	13,000	-13.9%	53,562	-20.3%	53,562	-20.3%
01/2013	12,900	-0.8%	58,548	9.3%	58,548	9.3%
02/2013	10,300	-20.2%	48,543	-17.1%	48,543	-17.1%
03/2013	11,700	13.6%	49,778	2.5%	49,778	2.5%
04/2013	15,100	29.1%	67,486	35.6%	67,486	35.6%
05/2013	11,700	-22.5%	54,454	-19.3%	54,454	-19.3%
06/2013	11,900	1.7%	55,991	2.8%	55,991	2.8%
07/2013	12,000	0.8%	54,781	-2.2%	54,781	-2.2%
08/2013	12,300	2.5%	57,816	5.5%	57,816	5.5%
09/2013	11,200	-8.9%	50,837	-12.1%	50,837	-12.1%
10/2013	14,600	30.4%	67,940	33.6%	67,940	33.6%
11/2013	10,700	-26.7%	50,535	-25.6%	50,535	-25.6%
12/2013	11,700	9.3%	54,462	7.8%	54,462	7.8%

Data source: ARCOS (2006-2014) and Defendant Distribution Data (Walgreens 1/2006 - 3/2014)

Walgreens # 02866 (11/1998 to 2/2018)
DEA: BW3895945
1363 Divisadero St
San Francisco, CA 94115

Walgreen Co Hydrocodone Shipments to Walgreens # 02866

	Dosage Units		MME		Drug Base Weight in mg	
Date	Walgreens	% Change	Walgreens	% Change	Walgreens	% Change
01/2014	11,800	0.9%	50,989	-6.4%	50,989	-6.4%
02/2014	8,500	-28.0%	35,719	-29.9%	35,719	-29.9%
03/2014	2,200	-74.1%	9,838	-72.5%	9,838	-72.5%
04/2014	0	-100.0%	0	-100.0%	0	-100.0%
05/2014	0	n/a	0	n/a	0	n/a
06/2014	0	n/a	0	n/a	0	n/a
07/2014	0	n/a	0	n/a	0	n/a
08/2014	0	n/a	0	n/a	0	n/a
09/2014	0	n/a	0	n/a	0	n/a
10/2014	0	n/a	0	n/a	0	n/a
11/2014	0	n/a	0	n/a	0	n/a
12/2014	0	n/a	0	n/a	0	n/a
01/2015	0	n/a	0	n/a	0	n/a
02/2015	0	n/a	0	n/a	0	n/a
03/2015	0	n/a	0	n/a	0	n/a
04/2015	0	n/a	0	n/a	0	n/a
05/2015	0	n/a	0	n/a	0	n/a
06/2015	0	n/a	0	n/a	0	n/a
07/2015	0	n/a	0	n/a	0	n/a
08/2015	0	n/a	0	n/a	0	n/a
09/2015	0	n/a	0	n/a	0	n/a
10/2015	0	n/a	0	n/a	0	n/a
11/2015	0	n/a	0	n/a	0	n/a
12/2015	0	n/a	0	n/a	0	n/a

Data source: ARCOS (2006-2014) and Defendant Distribution Data (Walgreens 1/2006 - 3/2014)

Walgreens # 02866 (11/1998 to 2/2018)
DEA: BW3895945
1363 Divisadero St
San Francisco, CA 94115

Walgreen Co Hydrocodone Shipments to Walgreens # 02866

	Dosage Units		MME		Drug Base Weight in mg	
Date	Walgreens	% Change	Walgreens	% Change	Walgreens	% Change
1996	0		0		0	
1997	0	n/a	0	n/a	0	n/a
1998	0	n/a	0	n/a	0	n/a
1999	0	n/a	0	n/a	0	n/a
2000	0	n/a	0	n/a	0	n/a
2001	0	n/a	0	n/a	0	n/a
2002	0	n/a	0	n/a	0	n/a
2003	0	n/a	0	n/a	0	n/a
2004	0	n/a	0	n/a	0	n/a
2005	0	n/a	0	n/a	0	n/a
2006	143,600	n/a	555,837	n/a	555,837	n/a
2007	153,600	7.0%	588,685	5.9%	588,685	5.9%
2008	154,200	0.4%	598,526	1.7%	598,526	1.7%
2009	151,220	-1.9%	615,050	2.8%	615,050	2.8%
2010	163,740	8.3%	659,119	7.2%	659,119	7.2%
2011	177,200	8.2%	749,947	13.8%	749,947	13.8%
2012	155,200	-12.4%	652,586	-13.0%	652,586	-13.0%
2013	146,100	-5.9%	671,169	2.8%	671,169	2.8%
2014	22,500	-84.6%	96,545	-85.6%	96,545	-85.6%
2015	0	-100.0%	0	-100.0%	0	-100.0%
2016	0	n/a	0	n/a	0	n/a
2017	0	n/a	0	n/a	0	n/a
2018	0	n/a	0	n/a	0	n/a
2019	0	n/a	0	n/a	0	n/a
Total	**1,267,360**		**5,187,465**		**5,187,465**	

Data source: ARCOS (2006-2014) and Defendant Distribution Data (Walgreens 1/2006 - 3/2014)

Walgreens # 02866 (11/1998 to 2/2018)
DEA: BW3895945
1363 Divisadero St
San Francisco, CA 94115

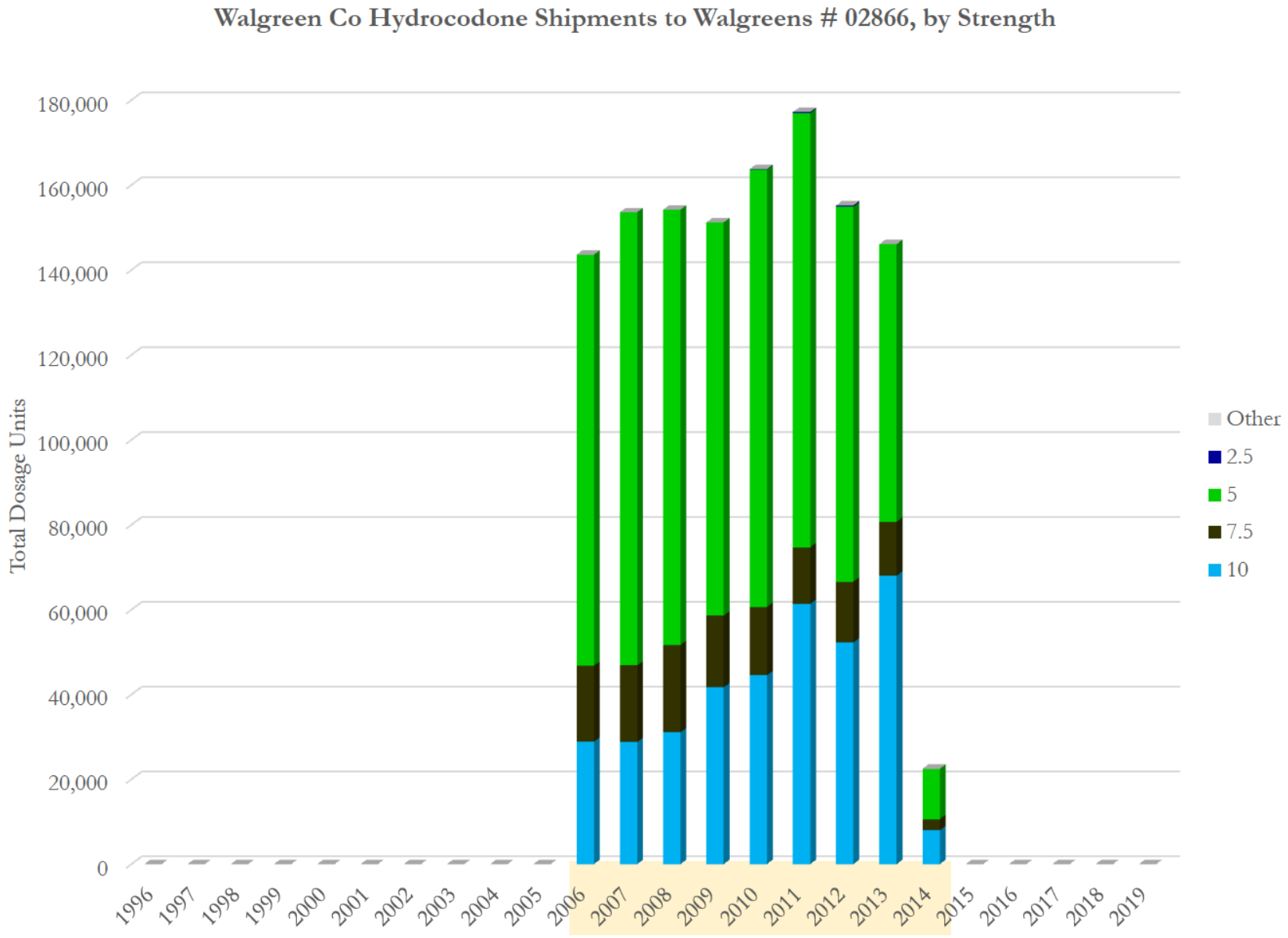

Data source: ARCOS (2006-2014) and Defendant Distribution Data (Walgreens 1/2006 - 3/2014)

Walgreens # 02866 (11/1998 to 2/2018)
DEA: BW3895945
1363 Divisadero St
San Francisco, CA 94115

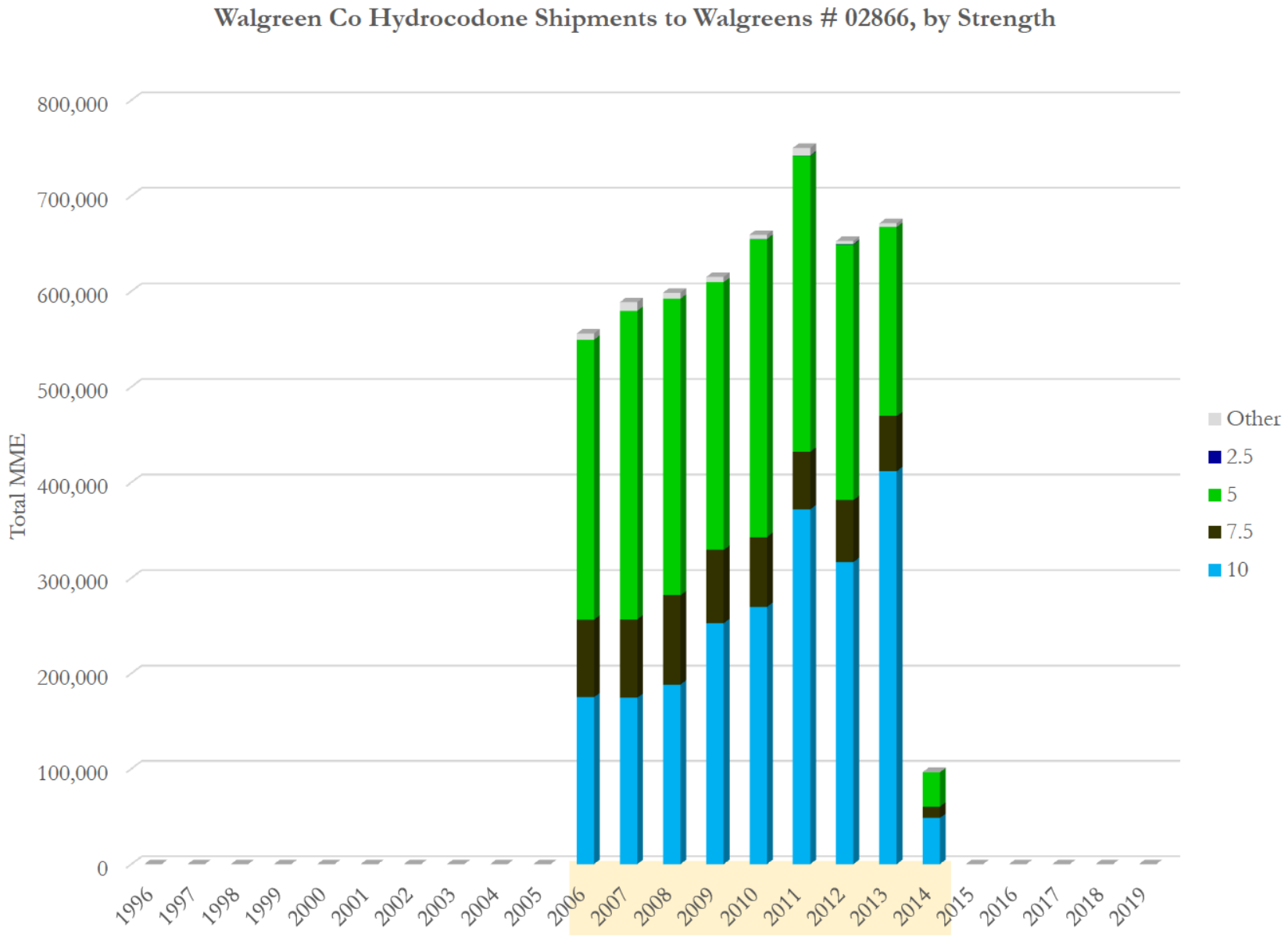

Data source: ARCOS (2006-2014) and Defendant Distribution Data (Walgreens 1/2006 - 3/2014)

Walgreens # 02866 (11/1998 to 2/2018)
DEA: BW3895945
1363 Divisadero St
San Francisco, CA 94115

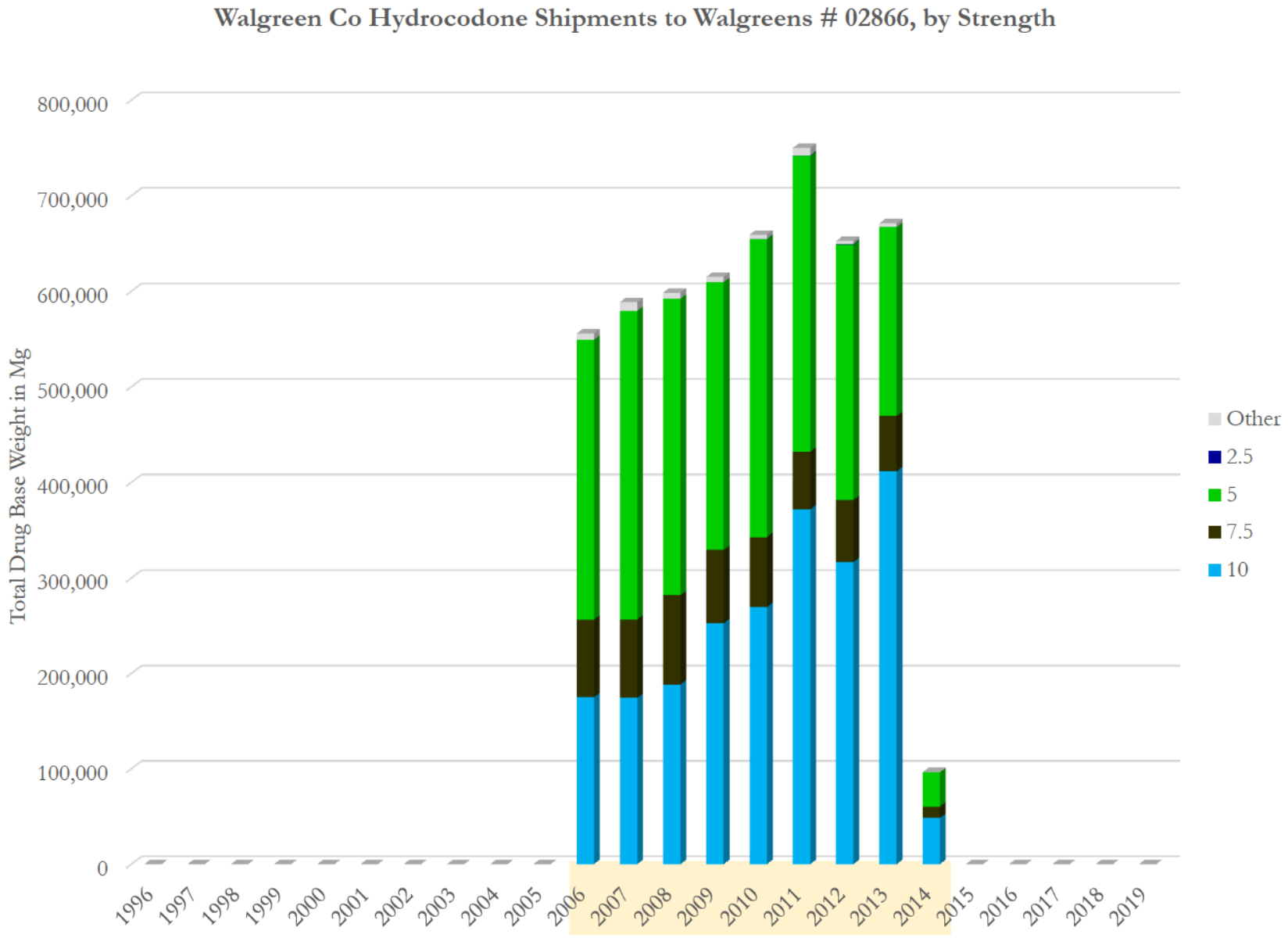

Data source: ARCOS (2006-2014) and Defendant Distribution Data (Walgreens 1/2006 - 3/2014)

Walgreens # 02866 (11/1998 to 2/2018)
DEA: BW3895945
1363 Divisadero St
San Francisco, CA 94115

Walgreen Co Hydrocodone Shipments to Walgreens # 02866, by Strength
(Total Dosage Units)

Strength Year\	10	7.5	5	2.5	Other	Total	Avg. Str
1996	0	0	0	0	0	**0**	
1997	0	0	0	0	0	**0**	
1998	0	0	0	0	0	**0**	
1999	0	0	0	0	0	**0**	
2000	0	0	0	0	0	**0**	
2001	0	0	0	0	0	**0**	
2002	0	0	0	0	0	**0**	
2003	0	0	0	0	0	**0**	
2004	0	0	0	0	0	**0**	
2005	0	0	0	0	0	**0**	
2006	28,900	17,900	96,800	0	0	**143,600**	6.32
2007	28,800	18,100	106,700	0	0	**153,600**	6.23
2008	31,100	20,600	102,500	0	0	**154,200**	6.34
2009	41,720	16,900	92,600	0	0	**151,220**	6.66
2010	44,540	16,100	103,000	100	0	**163,740**	6.60
2011	61,400	13,300	102,300	200	0	**177,200**	6.92
2012	52,300	14,300	88,300	300	0	**155,200**	6.91
2013	68,000	12,700	65,400	0	0	**146,100**	7.54
2014	8,000	2,600	11,900	0	0	**22,500**	7.07
2015	0	0	0	0	0	**0**	
2016	0	0	0	0	0	**0**	
2017	0	0	0	0	0	**0**	
2018	0	0	0	0	0	**0**	
2019	0	0	0	0	0	**0**	
Total	**364,760**	**132,500**	**769,500**	**600**	**0**	**1,267,360**	6.70

Data source: ARCOS (2006-2014) and Defendant Distribution Data (Walgreens 1/2006 - 3/2014)

Walgreens # 02866 (11/1998 to 2/2018)
DEA: BW3895945
1363 Divisadero St
San Francisco, CA 94115

Walgreen Co Hydrocodone Shipments to Walgreens # 02866, by Strength (Total MME)

Strength / Year\	10	7.5	5	2.5	Other	Total	Avg. Str
1996	0	0	0	0	0	**0**	
1997	0	0	0	0	0	**0**	
1998	0	0	0	0	0	**0**	
1999	0	0	0	0	0	**0**	
2000	0	0	0	0	0	**0**	
2001	0	0	0	0	0	**0**	
2002	0	0	0	0	0	**0**	
2003	0	0	0	0	0	**0**	
2004	0	0	0	0	0	**0**	
2005	0	0	0	0	0	**0**	
2006	174,961	81,275	293,014	0	6,588	**555,837**	6.32
2007	174,355	82,183	322,981	0	9,166	**588,685**	6.23
2008	188,279	93,534	310,268	0	6,445	**598,526**	6.34
2009	252,573	76,734	280,300	0	5,442	**615,050**	6.66
2010	269,645	73,102	311,781	151	4,440	**659,119**	6.60
2011	371,716	60,389	309,662	303	7,878	**749,947**	6.92
2012	316,624	64,929	267,284	454	3,294	**652,586**	6.91
2013	411,672	57,664	197,966	0	3,867	**671,169**	7.54
2014	48,432	11,805	36,021	0	286	**96,545**	7.07
2015	0	0	0	0	0	**0**	
2016	0	0	0	0	0	**0**	
2017	0	0	0	0	0	**0**	
2018	0	0	0	0	0	**0**	
2019	0	0	0	0	0	**0**	
Total	**2,208,257**	**601,616**	**2,329,277**	**908**	**47,407**	**5,187,465**	6.70

Data source: ARCOS (2006-2014) and Defendant Distribution Data (Walgreens 1/2006 - 3/2014)

Walgreens # 02866 (11/1998 to 2/2018)
DEA: BW3895945
1363 Divisadero St
San Francisco, CA 94115

Walgreen Co Hydrocodone Shipments to Walgreens # 02866, by Strength
(Total Drug Base Weight in Milligram)

Strength Year\	10	7.5	5	2.5	Other	Total	Avg. Str
1996	0	0	0	0	0	**0**	
1997	0	0	0	0	0	**0**	
1998	0	0	0	0	0	**0**	
1999	0	0	0	0	0	**0**	
2000	0	0	0	0	0	**0**	
2001	0	0	0	0	0	**0**	
2002	0	0	0	0	0	**0**	
2003	0	0	0	0	0	**0**	
2004	0	0	0	0	0	**0**	
2005	0	0	0	0	0	**0**	
2006	174,961	81,275	293,014	0	6,588	**555,837**	6.32
2007	174,355	82,183	322,981	0	9,166	**588,685**	6.23
2008	188,279	93,534	310,267	0	6,445	**598,526**	6.34
2009	252,573	76,734	280,300	0	5,442	**615,050**	6.66
2010	269,645	73,102	311,781	151	4,440	**659,119**	6.60
2011	371,716	60,389	309,662	303	7,878	**749,947**	6.92
2012	316,624	64,929	267,284	454	3,294	**652,586**	6.91
2013	411,672	57,664	197,966	0	3,867	**671,169**	7.54
2014	48,432	11,805	36,021	0	286	**96,545**	7.07
2015	0	0	0	0	0	**0**	
2016	0	0	0	0	0	**0**	
2017	0	0	0	0	0	**0**	
2018	0	0	0	0	0	**0**	
2019	0	0	0	0	0	**0**	
Total	**2,208,257**	**601,616**	**2,329,277**	**908**	**47,407**	**5,187,465**	6.70

Data source: ARCOS (2006-2014) and Defendant Distribution Data (Walgreens 1/2006 - 3/2014)

Walgreens # 10044 (12/2008 to 12/2017)
DEA: FW1139991
45 Castro St Suite 124
San Francisco, CA 94114

Walgreen Co Oxycodone Shipments to Walgreens # 10044

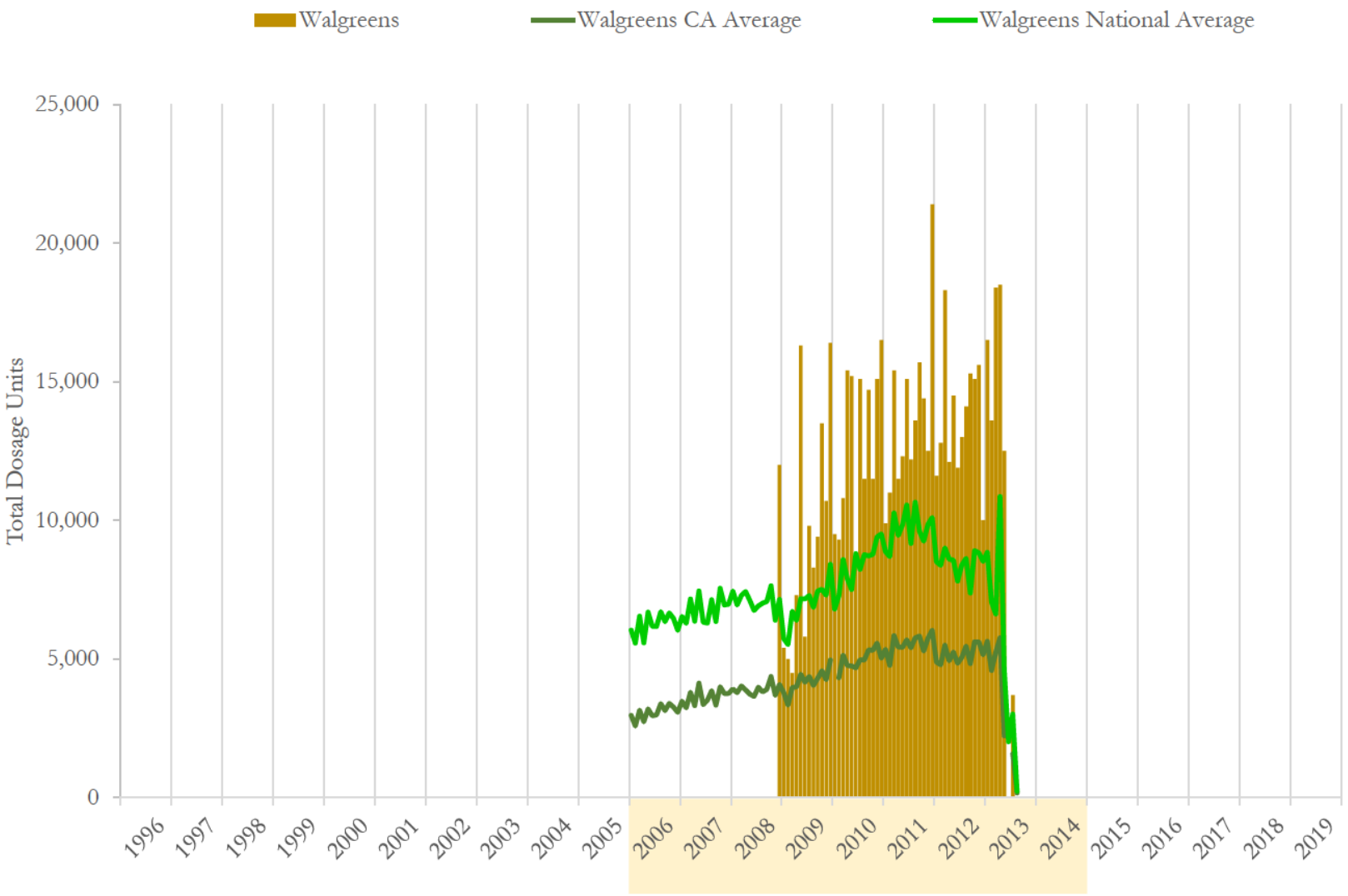

National and state averages reflect oxycodone shipped from Walgreen Co to all active pharmacies each month.
Data source: ARCOS (2006-2014) and Defendant Distribution Data (Walgreens 1/2006 - 3/2014)

Walgreens # 10044 (12/2008 to 12/2017)
DEA: FW1139991
45 Castro St Suite 124
San Francisco, CA 94114

Walgreen Co Oxycodone Shipments to Walgreens # 10044

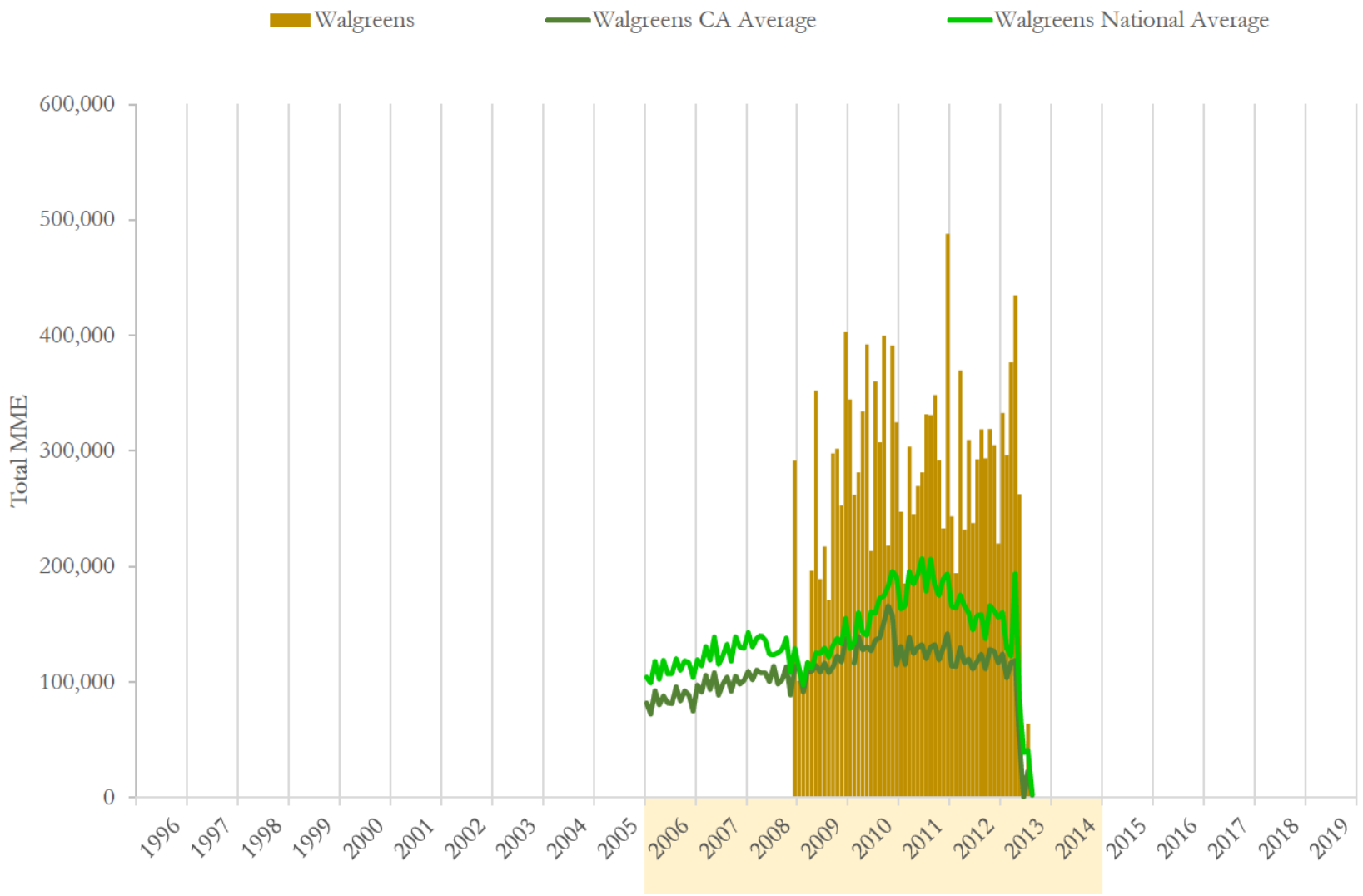

National and state averages reflect oxycodone shipped from Walgreen Co to all active pharmacies each month.
Data source: ARCOS (2006-2014) and Defendant Distribution Data (Walgreens 1/2006 - 3/2014)

Walgreens # 10044 (12/2008 to 12/2017)
DEA: FW1139991
45 Castro St Suite 124
San Francisco, CA 94114

Walgreen Co Oxycodone Shipments to Walgreens # 10044

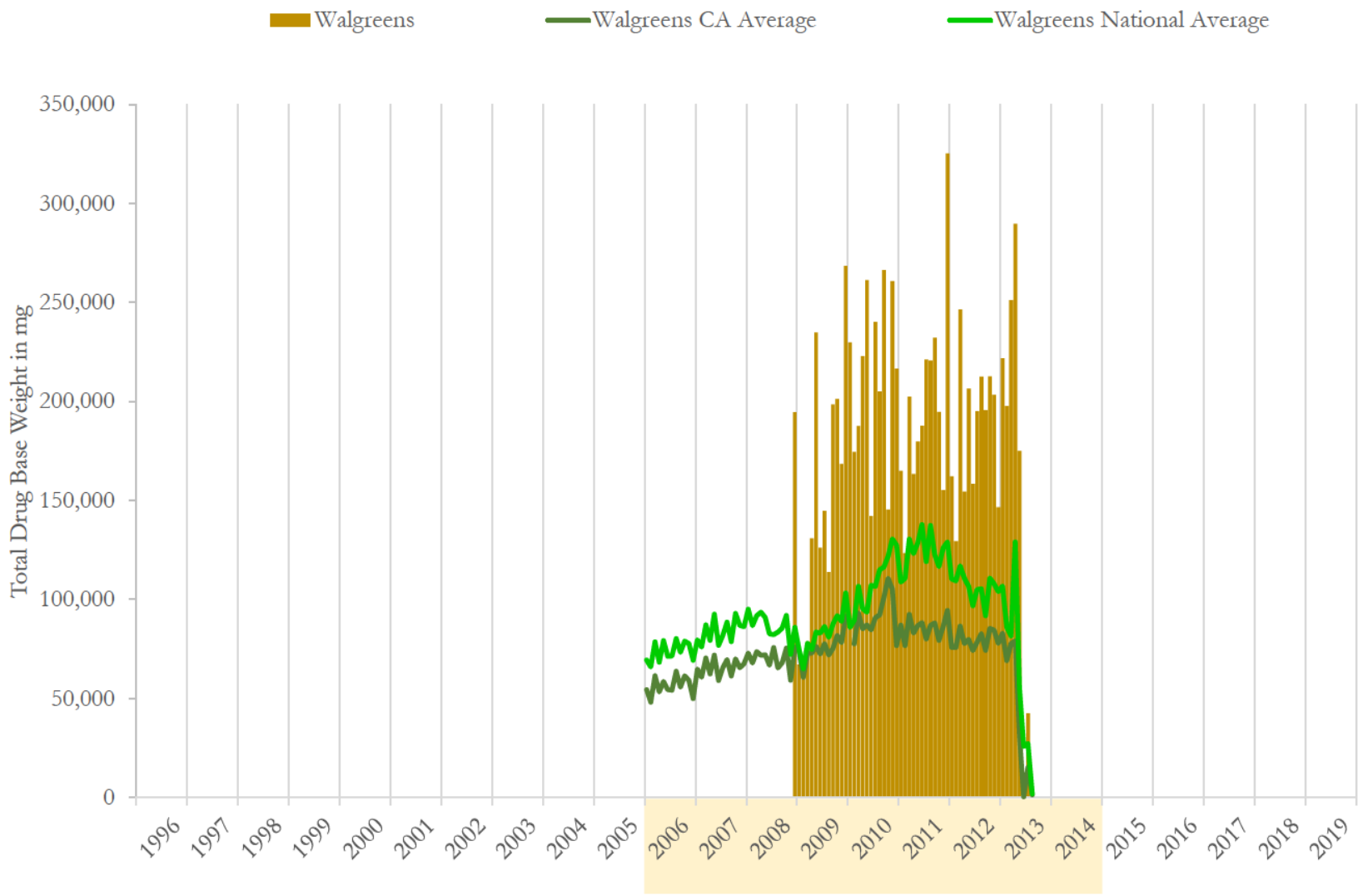

National and state averages reflect oxycodone shipped from Walgreen Co to all active pharmacies each month.
Data source: ARCOS (2006-2014) and Defendant Distribution Data (Walgreens 1/2006 - 3/2014)

Walgreen Co Oxycodone Shipments to Walgreens # 10044

	Dosage Units		MME		Drug Base Weight in mg	
Date	Walgreens	% Change	Walgreens	% Change	Walgreens	% Change
01/2008	0	n/a	0	n/a	0	n/a
02/2008	0	n/a	0	n/a	0	n/a
03/2008	0	n/a	0	n/a	0	n/a
04/2008	0	n/a	0	n/a	0	n/a
05/2008	0	n/a	0	n/a	0	n/a
06/2008	0	n/a	0	n/a	0	n/a
07/2008	0	n/a	0	n/a	0	n/a
08/2008	0	n/a	0	n/a	0	n/a
09/2008	0	n/a	0	n/a	0	n/a
10/2008	0	n/a	0	n/a	0	n/a
11/2008	0	n/a	0	n/a	0	n/a
12/2008	12,000	n/a	291,811	n/a	194,541	n/a
01/2009	5,400	-55.0%	100,856	-65.4%	67,238	-65.4%
02/2009	5,000	-7.4%	100,453	-0.4%	66,969	-0.4%
03/2009	4,500	-10.0%	118,338	17.8%	78,892	17.8%
04/2009	7,300	62.2%	196,334	65.9%	130,889	65.9%
05/2009	16,300	123.3%	352,190	79.4%	234,793	79.4%
06/2009	5,800	-64.4%	189,274	-46.3%	126,182	-46.3%
07/2009	9,800	69.0%	217,177	14.7%	144,785	14.7%
08/2009	8,300	-15.3%	170,918	-21.3%	113,945	-21.3%
09/2009	9,400	13.3%	297,862	74.3%	198,575	74.3%
10/2009	13,500	43.6%	301,964	1.4%	201,309	1.4%
11/2009	10,700	-20.7%	252,813	-16.3%	168,542	-16.3%
12/2009	16,400	53.3%	402,753	59.3%	268,502	59.3%

Data source: ARCOS (2006-2014) and Defendant Distribution Data (Walgreens 1/2006 - 3/2014)

Walgreen Co Oxycodone Shipments to Walgreens # 10044

	Dosage Units		MME		Drug Base Weight in mg	
Date	Walgreens	% Change	Walgreens	% Change	Walgreens	% Change
01/2010	9,500	-42.1%	344,794	-14.4%	229,863	-14.4%
02/2010	9,300	-2.1%	261,823	-24.1%	174,549	-24.1%
03/2010	10,800	16.1%	281,456	7.5%	187,637	7.5%
04/2010	15,400	42.6%	334,238	18.8%	222,825	18.8%
05/2010	15,200	-1.3%	392,062	17.3%	261,375	17.3%
06/2010	8,700	-42.8%	213,345	-45.6%	142,230	-45.6%
07/2010	15,100	73.6%	360,326	68.9%	240,217	68.9%
08/2010	11,500	-23.8%	307,612	-14.6%	205,074	-14.6%
09/2010	14,700	27.8%	399,592	29.9%	266,395	29.9%
10/2010	11,500	-21.8%	218,118	-45.4%	145,412	-45.4%
11/2010	15,100	31.3%	391,255	79.4%	260,837	79.4%
12/2010	16,500	9.3%	324,824	-17.0%	216,550	-17.0%
01/2011	9,900	-40.0%	247,434	-23.8%	164,956	-23.8%
02/2011	11,000	11.1%	185,239	-25.1%	123,493	-25.1%
03/2011	15,400	40.0%	303,712	64.0%	202,475	64.0%
04/2011	11,500	-25.3%	245,215	-19.3%	163,477	-19.3%
05/2011	12,300	7.0%	269,622	10.0%	179,748	10.0%
06/2011	15,100	22.8%	281,591	4.4%	187,727	4.4%
07/2011	12,200	-19.2%	331,817	17.8%	221,211	17.8%
08/2011	13,600	11.5%	331,010	-0.2%	220,673	-0.2%
09/2011	15,700	15.4%	348,290	5.2%	232,194	5.2%
10/2011	14,400	-8.3%	292,147	-16.1%	194,765	-16.1%
11/2011	12,500	-13.2%	232,911	-20.3%	155,274	-20.3%
12/2011	21,400	71.2%	487,808	109.4%	325,205	109.4%

Data source: ARCOS (2006-2014) and Defendant Distribution Data (Walgreens 1/2006 - 3/2014)

Walgreens # 10044 (12/2008 to 12/2017)
DEA: FW1139991
45 Castro St Suite 124
San Francisco, CA 94114

Walgreen Co Oxycodone Shipments to Walgreens # 10044

	Dosage Units		MME		Drug Base Weight in mg	
Date	Walgreens	% Change	Walgreens	% Change	Walgreens	% Change
01/2012	11,600	-45.8%	243,378	-50.1%	162,252	-50.1%
02/2012	12,800	10.3%	194,316	-20.2%	129,544	-20.2%
03/2012	18,300	43.0%	369,806	90.3%	246,538	90.3%
04/2012	12,100	-33.9%	231,835	-37.3%	154,557	-37.3%
05/2012	14,500	19.8%	309,629	33.6%	206,419	33.6%
06/2012	11,900	-17.9%	237,685	-23.2%	158,456	-23.2%
07/2012	13,000	9.2%	292,685	23.1%	195,123	23.1%
08/2012	14,100	8.5%	318,706	8.9%	212,471	8.9%
09/2012	15,300	8.5%	293,492	-7.9%	195,661	-7.9%
10/2012	15,100	-1.3%	318,998	8.7%	212,665	8.7%
11/2012	15,600	3.3%	304,922	-4.4%	203,281	-4.4%
12/2012	10,000	-35.9%	219,867	-27.9%	146,578	-27.9%
01/2013	16,500	65.0%	332,826	51.4%	221,884	51.4%
02/2013	13,600	-17.6%	296,517	-10.9%	197,678	-10.9%
03/2013	18,400	35.3%	376,866	27.1%	251,244	27.1%
04/2013	18,500	0.5%	434,690	15.3%	289,794	15.3%
05/2013	12,500	-32.4%	262,562	-39.6%	175,042	-39.6%
06/2013	0	-100.0%	0	-100.0%	0	-100.0%
07/2013	3,700	n/a	63,876	n/a	42,584	n/a
08/2013	0	-100.0%	0	-100.0%	0	-100.0%
09/2013	0	n/a	0	n/a	0	n/a
10/2013	0	n/a	0	n/a	0	n/a
11/2013	0	n/a	0	n/a	0	n/a
12/2013	0	n/a	0	n/a	0	n/a

Data source: ARCOS (2006-2014) and Defendant Distribution Data (Walgreens 1/2006 - 3/2014)

Walgreens # 10044 (12/2008 to 12/2017)
DEA: FW1139991
45 Castro St Suite 124
San Francisco, CA 94114

Walgreen Co Oxycodone Shipments to Walgreens # 10044

	Dosage Units		MME		Drug Base Weight in mg	
Date	Walgreens	% Change	Walgreens	% Change	Walgreens	% Change
1996	0		0		0	
1997	0	n/a	0	n/a	0	n/a
1998	0	n/a	0	n/a	0	n/a
1999	0	n/a	0	n/a	0	n/a
2000	0	n/a	0	n/a	0	n/a
2001	0	n/a	0	n/a	0	n/a
2002	0	n/a	0	n/a	0	n/a
2003	0	n/a	0	n/a	0	n/a
2004	0	n/a	0	n/a	0	n/a
2005	0	n/a	0	n/a	0	n/a
2006	0	n/a	0	n/a	0	n/a
2007	0	n/a	0	n/a	0	n/a
2008	12,000	n/a	291,811	n/a	194,541	n/a
2009	112,400	836.7%	2,700,930	825.6%	1,800,620	825.6%
2010	153,300	36.4%	3,829,445	41.8%	2,552,963	41.8%
2011	165,000	7.6%	3,556,797	-7.1%	2,371,198	-7.1%
2012	164,300	-0.4%	3,335,317	-6.2%	2,223,545	-6.2%
2013	83,200	-49.4%	1,767,338	-47.0%	1,178,225	-47.0%
2014	0	-100.0%	0	-100.0%	0	-100.0%
2015	0	n/a	0	n/a	0	n/a
2016	0	n/a	0	n/a	0	n/a
2017	0	n/a	0	n/a	0	n/a
2018	0	n/a	0	n/a	0	n/a
2019	0	n/a	0	n/a	0	n/a
Total	**690,200**		**15,481,637**		**10,321,091**	

Data source: ARCOS (2006-2014) and Defendant Distribution Data (Walgreens 1/2006 - 3/2014)

Walgreens # 10044 (12/2008 to 12/2017)
DEA: FW1139991
45 Castro St Suite 124
San Francisco, CA 94114

Walgreen Co Oxycodone Shipments to Walgreens # 10044, by Strength

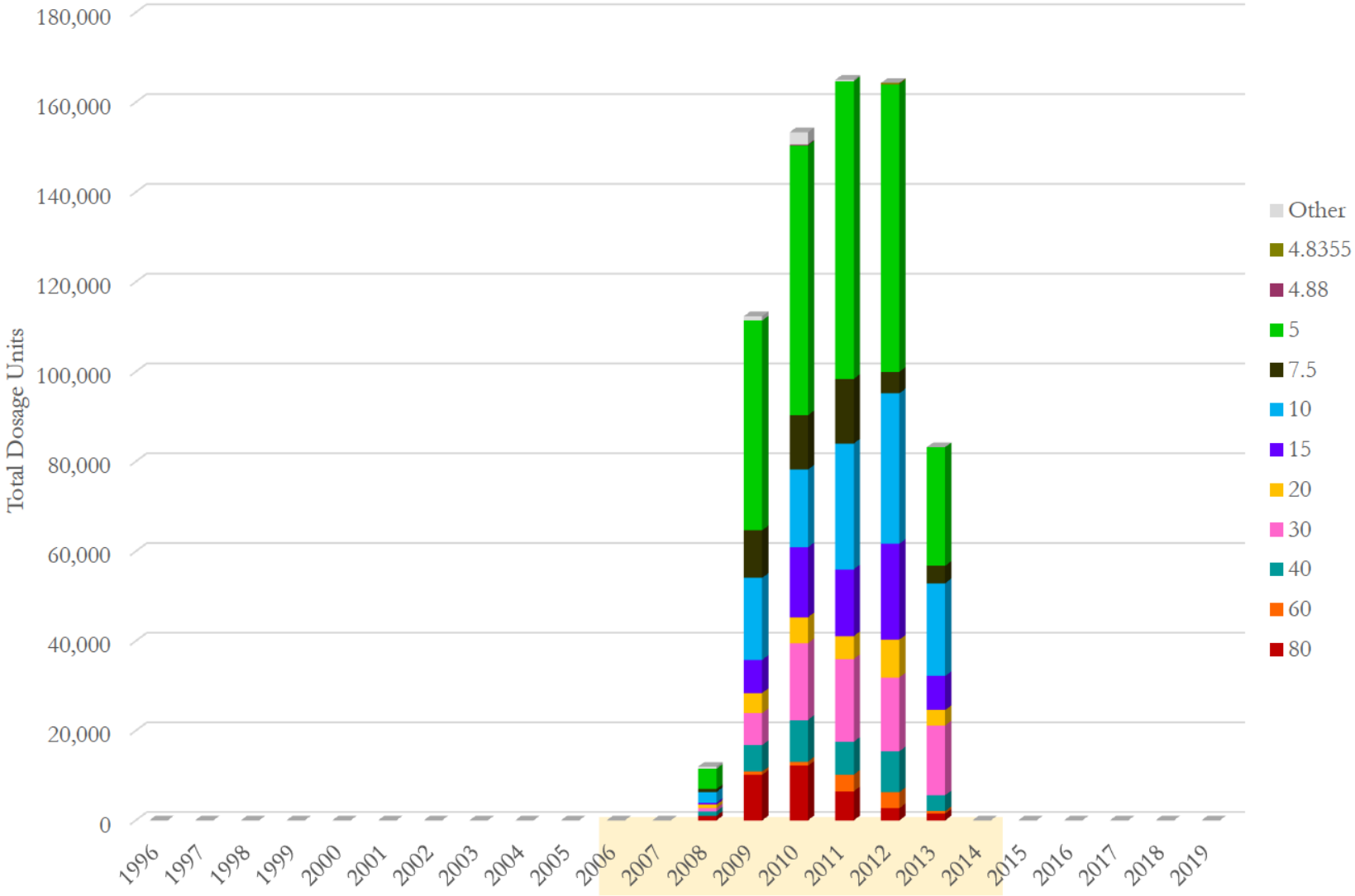

Data source: ARCOS (2006-2014) and Defendant Distribution Data (Walgreens 1/2006 - 3/2014)

Walgreens # 10044 (12/2008 to 12/2017)
DEA: FW1139991
45 Castro St Suite 124
San Francisco, CA 94114

Walgreen Co Oxycodone Shipments to Walgreens # 10044, by Strength

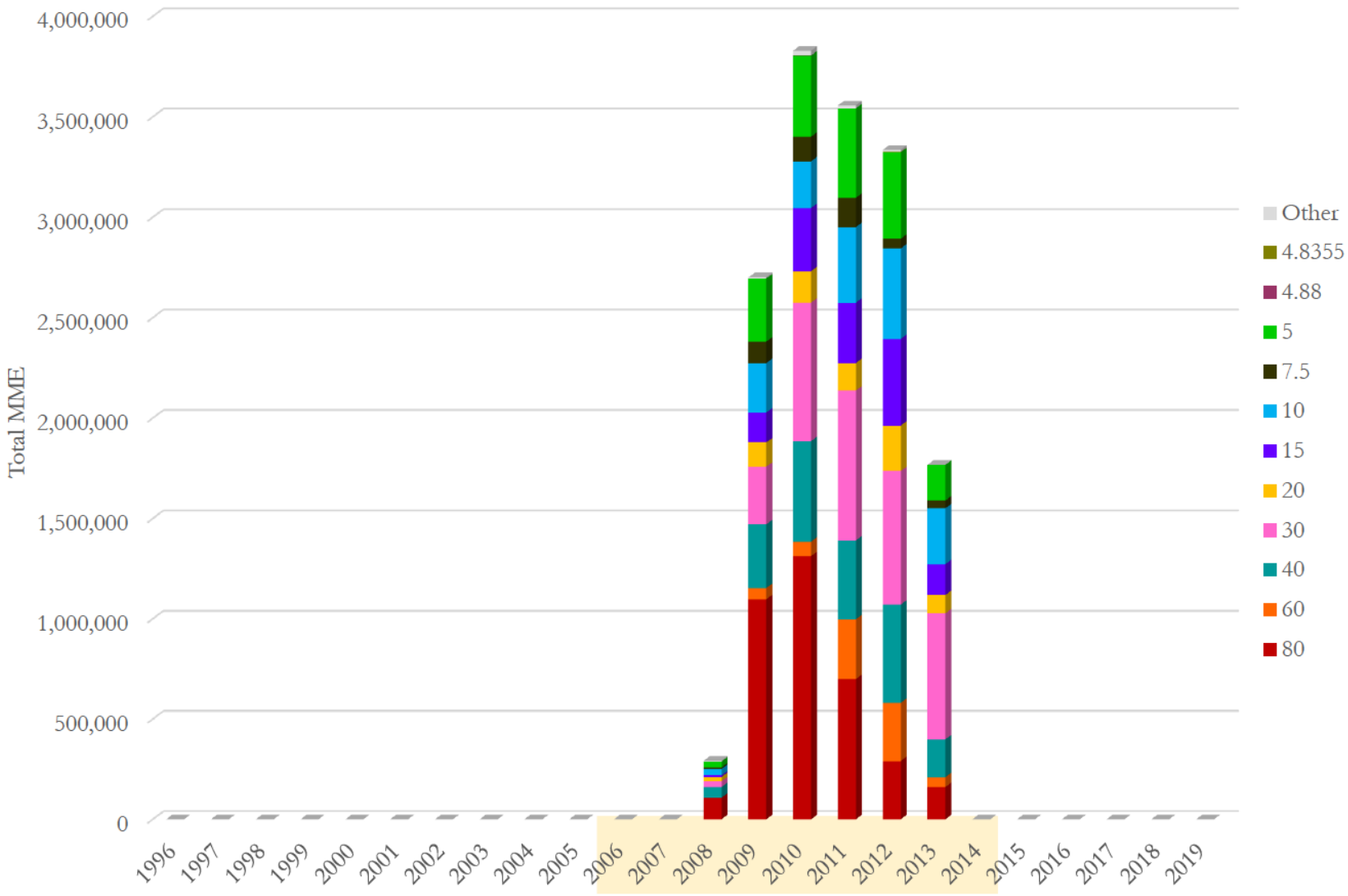

Data source: ARCOS (2006-2014) and Defendant Distribution Data (Walgreens 1/2006 - 3/2014)

Walgreens # 10044 (12/2008 to 12/2017)
DEA: FW1139991
45 Castro St Suite 124
San Francisco, CA 94114

Walgreen Co Oxycodone Shipments to Walgreens # 10044, by Strength

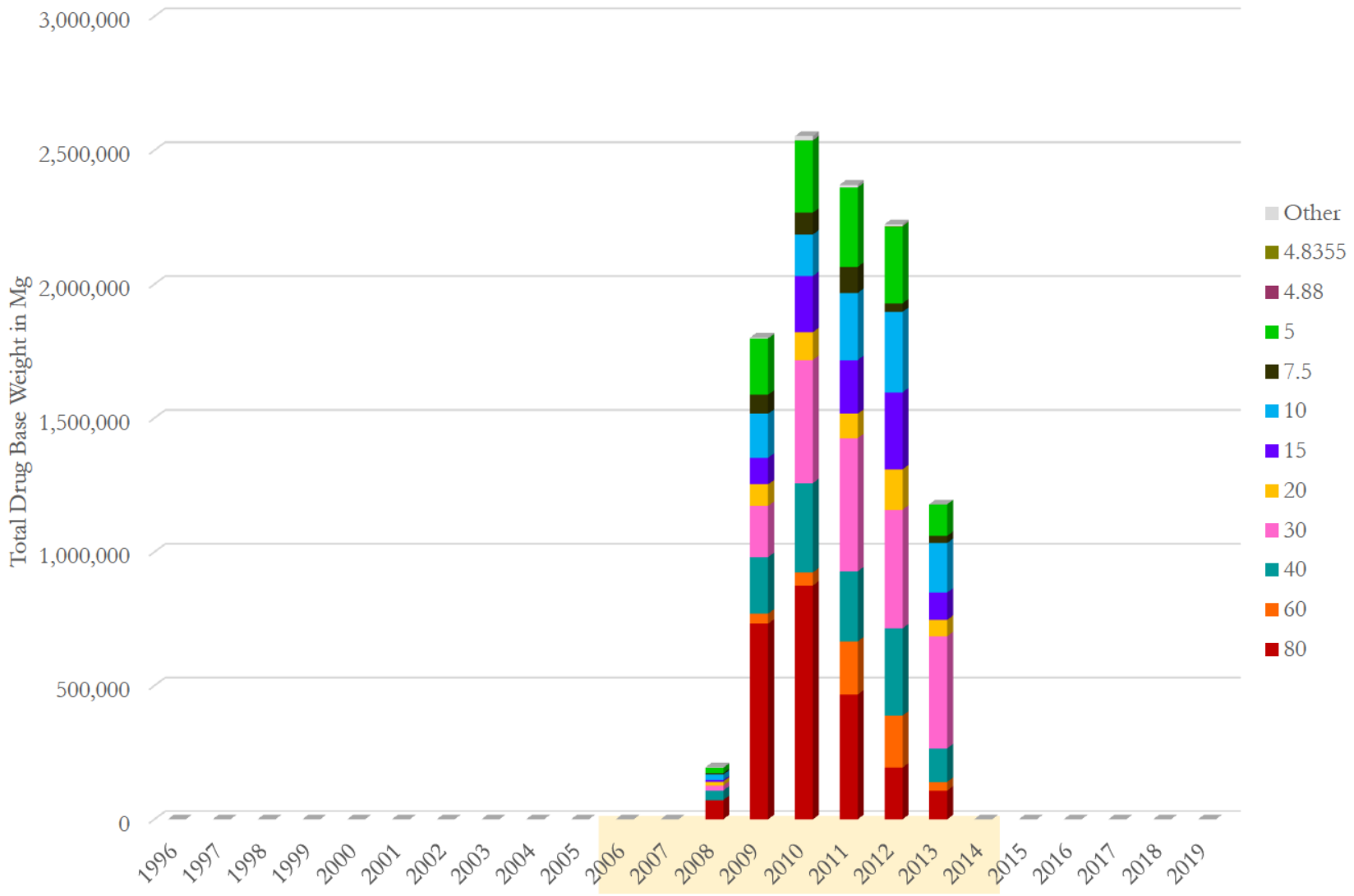

Data source: ARCOS (2006-2014) and Defendant Distribution Data (Walgreens 1/2006 - 3/2014)

Walgreens # 10044 (12/2008 to 12/2017)
DEA: FW1139991
45 Castro St Suite 124
San Francisco, CA 94114

Walgreen Co Oxycodone Shipments to Walgreens # 10044, by Strength
(Total Dosage Units)

Strength Year\	80	60	40	30	20	15	10	7.5	5	4.88	4.8355	Other	Total	Avg. Str
1996	0	0	0	0	0	0	0	0	0	0	0	0	**0**	
1997	0	0	0	0	0	0	0	0	0	0	0	0	**0**	
1998	0	0	0	0	0	0	0	0	0	0	0	0	**0**	
1999	0	0	0	0	0	0	0	0	0	0	0	0	**0**	
2000	0	0	0	0	0	0	0	0	0	0	0	0	**0**	
2001	0	0	0	0	0	0	0	0	0	0	0	0	**0**	
2002	0	0	0	0	0	0	0	0	0	0	0	0	**0**	
2003	0	0	0	0	0	0	0	0	0	0	0	0	**0**	
2004	0	0	0	0	0	0	0	0	0	0	0	0	**0**	
2005	0	0	0	0	0	0	0	0	0	0	0	0	**0**	
2006	0	0	0	0	0	0	0	0	0	0	0	0	**0**	
2007	0	0	0	0	0	0	0	0	0	0	0	0	**0**	
2008	1,000	0	1,000	700	800	400	2,400	700	4,500	0	0	500	**12,000**	18 67
2009	10,200	700	5,900	7,100	4,500	7,400	18,300	10,600	46,700	0	0	1,000	**112,400**	17 99
2010	12,200	900	9,300	17,100	5,800	15,600	17,300	12,100	60,100	200	0	2,700	**153,300**	18 79
2011	6,500	3,700	7,300	18,500	5,100	14,900	28,000	14,400	66,300	0	0	300	**165,000**	15 99
2012	2,700	3,600	9,100	16,500	8,400	21,400	33,500	4,800	64,000	0	300	0	**164,300**	15 05
2013	1,500	600	3,500	15,600	3,400	7,600	20,700	3,900	26,400	0	0	0	**83,200**	15 80
2014	0	0	0	0	0	0	0	0	0	0	0	0	**0**	
2015	0	0	0	0	0	0	0	0	0	0	0	0	**0**	
2016	0	0	0	0	0	0	0	0	0	0	0	0	**0**	
2017	0	0	0	0	0	0	0	0	0	0	0	0	**0**	
2018	0	0	0	0	0	0	0	0	0	0	0	0	**0**	
2019	0	0	0	0	0	0	0	0	0	0	0	0	**0**	
Total	**34,100**	**9,500**	**36,100**	**75,500**	**28,000**	**67,300**	**120,200**	**46,500**	**268,000**	**200**	**300**	**4,500**	**690,200**	16 73

Data source: ARCOS (2006-2014) and Defendant Distribution Data (Walgreens 1/2006 - 3/2014)

Walgreens # 10044 (12/2008 to 12/2017)
DEA: FW1139991
45 Castro St Suite 124
San Francisco, CA 94114

Walgreen Co Oxycodone Shipments to Walgreens # 10044, by Strength
(Total MME)

Strength Year\	80	60	40	30	20	15	10	7.5	5	4.88	4.8355	Other	Total	Avg. Str
1996	0	0	0	0	0	0	0	0	0	0	0	0	**0**	
1997	0	0	0	0	0	0	0	0	0	0	0	0	**0**	
1998	0	0	0	0	0	0	0	0	0	0	0	0	**0**	
1999	0	0	0	0	0	0	0	0	0	0	0	0	**0**	
2000	0	0	0	0	0	0	0	0	0	0	0	0	**0**	
2001	0	0	0	0	0	0	0	0	0	0	0	0	**0**	
2002	0	0	0	0	0	0	0	0	0	0	0	0	**0**	
2003	0	0	0	0	0	0	0	0	0	0	0	0	**0**	
2004	0	0	0	0	0	0	0	0	0	0	0	0	**0**	
2005	0	0	0	0	0	0	0	0	0	0	0	0	**0**	
2006	0	0	0	0	0	0	0	0	0	0	0	0	**0**	
2007	0	0	0	0	0	0	0	0	0	0	0	0	**0**	
2008	107,580	0	53,790	28,240	21,516	8,069	32,274	7,060	30,257	0	0	3,026	**291,811**	18 67
2009	1,097,316	56,480	317,361	286,432	121,028	149,267	246,089	106,908	313,999	0	0	6,051	**2,700,930**	17 99
2010	1,312,476	72,617	500,247	689,857	155,991	314,672	232,642	122,036	404,097	1,210	0	23,600	**3,829,445**	18 79
2011	699,270	298,535	392,667	746,336	137,165	300,552	376,530	145,233	445,785	0	0	14,725	**3,556,797**	15 99
2012	290,466	290,466	489,489	665,651	225,918	431,665	450,491	48,411	430,320	0	1,951	10,489	**3,335,317**	15 05
2013	161,370	48,411	188,265	629,343	91,443	153,302	278,363	39,334	177,507	0	0	0	**1,767,338**	15 80
2014	0	0	0	0	0	0	0	0	0	0	0	0	**0**	
2015	0	0	0	0	0	0	0	0	0	0	0	0	**0**	
2016	0	0	0	0	0	0	0	0	0	0	0	0	**0**	
2017	0	0	0	0	0	0	0	0	0	0	0	0	**0**	
2018	0	0	0	0	0	0	0	0	0	0	0	0	**0**	
2019	0	0	0	0	0	0	0	0	0	0	0	0	**0**	
Total	**3,668,478**	**766,508**	**1,941,819**	**3,045,859**	**753,060**	**1,357,525**	**1,616,390**	**468,982**	**1,801,965**	**1,210**	**1,951**	**57,891**	**15,481,637**	16 73

Data source: ARCOS (2006-2014) and Defendant Distribution Data (Walgreens 1/2006 - 3/2014)

Walgreens # 10044 (12/2008 to 12/2017)
DEA: FW1139991
45 Castro St Suite 124
San Francisco, CA 94114

Walgreen Co Oxycodone Shipments to Walgreens # 10044, by Strength
(Total Drug Base Weight in Milligram)

Strength Year\	80	60	40	30	20	15	10	7.5	5	4.88	4.8355	Other	Total	Avg. Str
1996	0	0	0	0	0	0	0	0	0	0	0	0	**0**	
1997	0	0	0	0	0	0	0	0	0	0	0	0	**0**	
1998	0	0	0	0	0	0	0	0	0	0	0	0	**0**	
1999	0	0	0	0	0	0	0	0	0	0	0	0	**0**	
2000	0	0	0	0	0	0	0	0	0	0	0	0	**0**	
2001	0	0	0	0	0	0	0	0	0	0	0	0	**0**	
2002	0	0	0	0	0	0	0	0	0	0	0	0	**0**	
2003	0	0	0	0	0	0	0	0	0	0	0	0	**0**	
2004	0	0	0	0	0	0	0	0	0	0	0	0	**0**	
2005	0	0	0	0	0	0	0	0	0	0	0	0	**0**	
2006	0	0	0	0	0	0	0	0	0	0	0	0	**0**	
2007	0	0	0	0	0	0	0	0	0	0	0	0	**0**	
2008	71,720	0	35,860	18,827	14,344	5,379	21,516	4,707	20,171	0	0	2,017	**194,541**	18 67
2009	731,544	37,653	211,574	190,955	80,685	99,512	164,060	71,272	209,333	0	0	4,034	**1,800,620**	17 99
2010	874,984	48,411	333,498	459,905	103,994	209,781	155,095	81,357	269,398	807	0	15,734	**2,552,963**	18 79
2011	466,180	199,023	261,778	497,558	91,443	200,368	251,020	96,822	297,190	0	0	9,817	**2,371,198**	15 99
2012	193,644	193,644	326,326	443,768	150,612	287,777	300,328	32,274	286,880	0	1,301	6,993	**2,223,545**	15 05
2013	107,580	32,274	125,510	419,562	60,962	102,201	185,576	26,223	118,338	0	0	0	**1,178,225**	15 80
2014	0	0	0	0	0	0	0	0	0	0	0	0	**0**	
2015	0	0	0	0	0	0	0	0	0	0	0	0	**0**	
2016	0	0	0	0	0	0	0	0	0	0	0	0	**0**	
2017	0	0	0	0	0	0	0	0	0	0	0	0	**0**	
2018	0	0	0	0	0	0	0	0	0	0	0	0	**0**	
2019	0	0	0	0	0	0	0	0	0	0	0	0	**0**	
Total	**2,445,652**	**511,005**	**1,294,546**	**2,030,573**	**502,040**	**905,017**	**1,077,593**	**312,654**	**1,201,310**	**807**	**1,301**	**38,594**	**10,321,091**	16 73

Data source: ARCOS (2006-2014) and Defendant Distribution Data (Walgreens 1/2006 - 3/2014)

Walgreens # 10044 (12/2008 to 12/2017)
DEA: FW1139991
45 Castro St Suite 124
San Francisco, CA 94114

Walgreen Co Hydrocodone Shipments to Walgreens # 10044

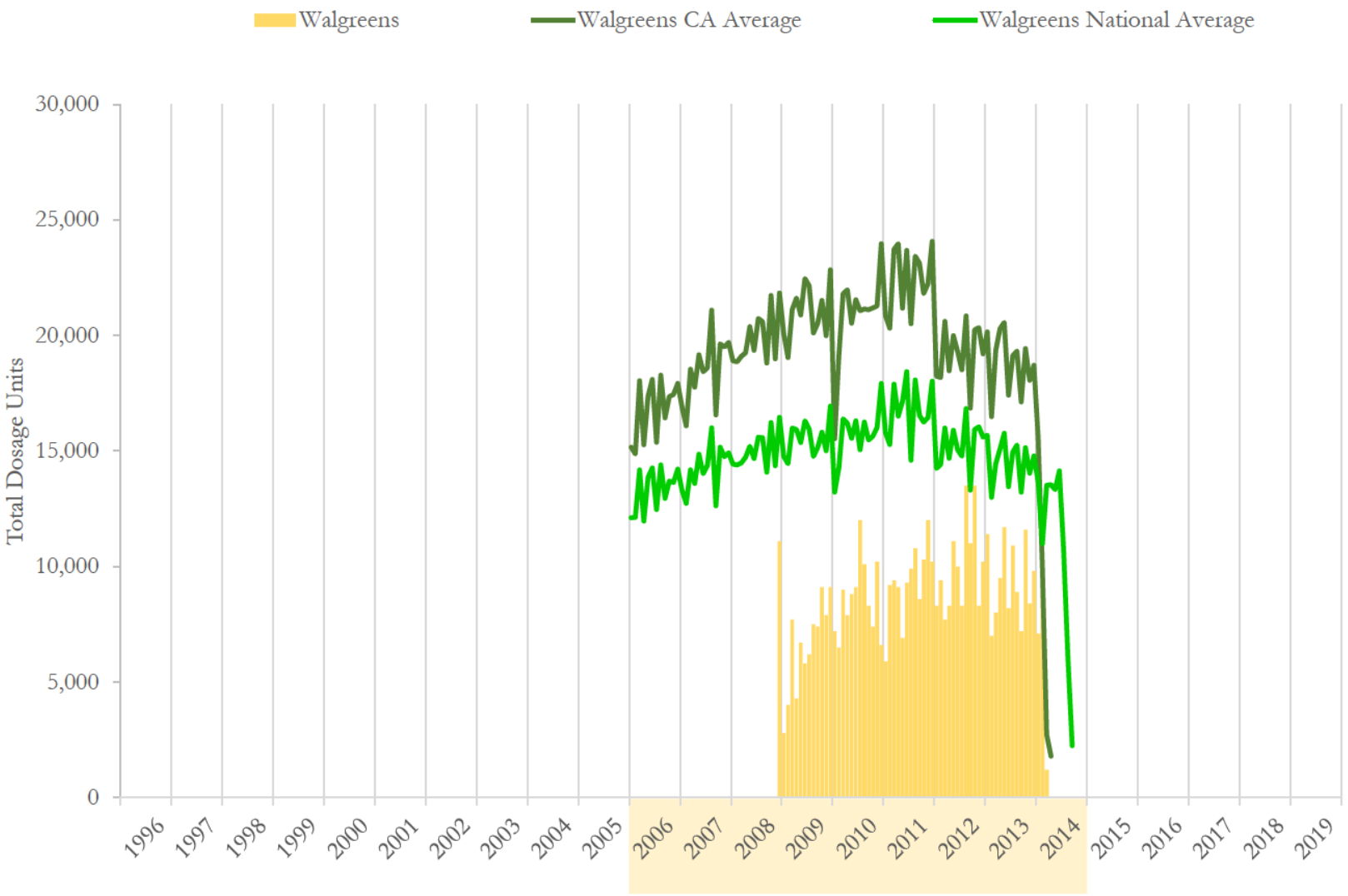

National and state averages reflect hydrocodone shipped from Walgreen Co to all active pharmacies each month.
Data source: ARCOS (2006-2014) and Defendant Distribution Data (Walgreens 1/2006 - 3/2014)

Walgreens # 10044 (12/2008 to 12/2017)
DEA: FW1139991
45 Castro St Suite 124
San Francisco, CA 94114

Walgreen Co Hydrocodone Shipments to Walgreens # 10044

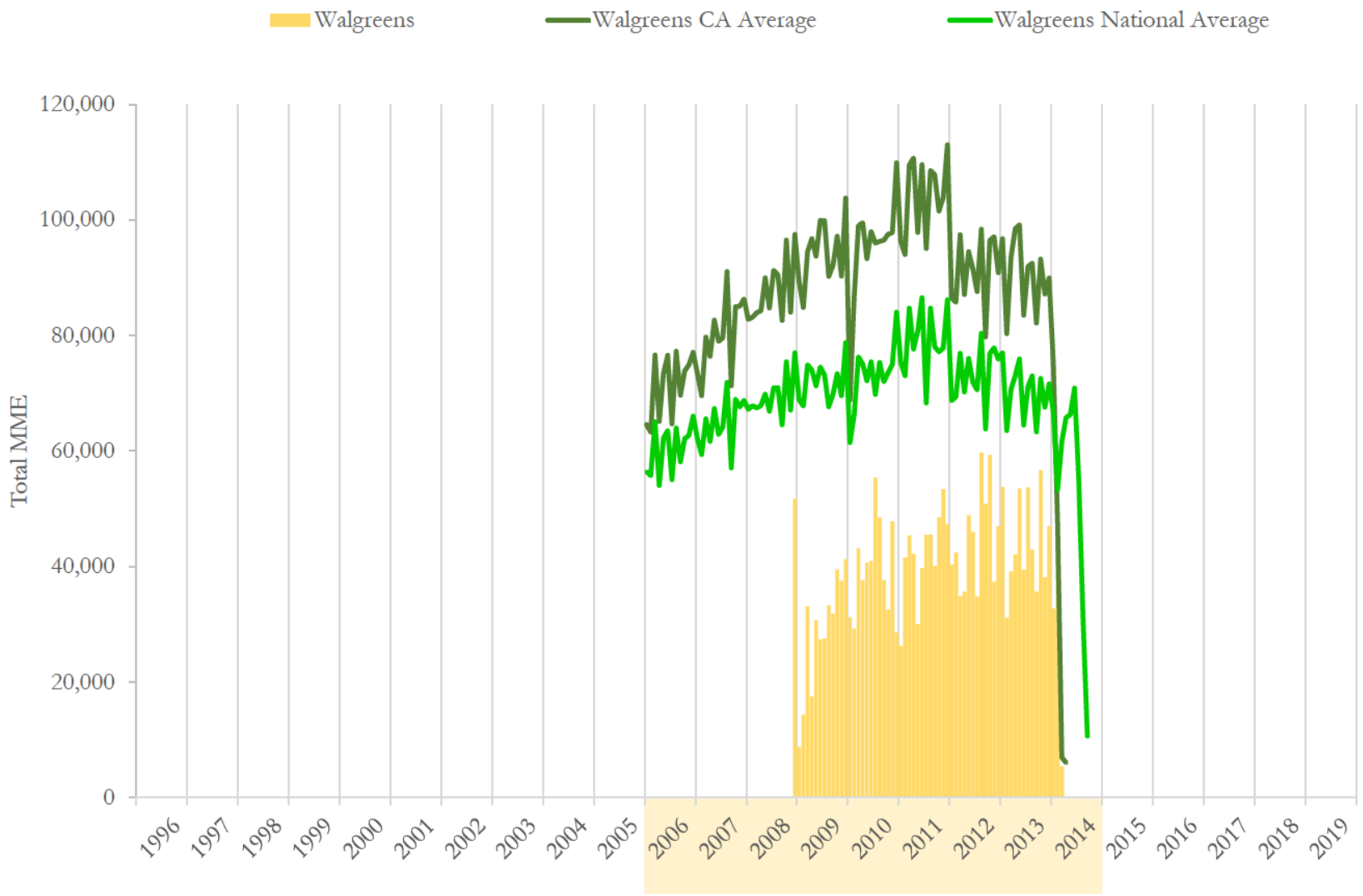

National and state averages reflect hydrocodone shipped from Walgreen Co to all active pharmacies each month.
Data source: ARCOS (2006-2014) and Defendant Distribution Data (Walgreens 1/2006 - 3/2014)

Walgreens # 10044 (12/2008 to 12/2017)
DEA: FW1139991
45 Castro St Suite 124
San Francisco, CA 94114

Walgreen Co Hydrocodone Shipments to Walgreens # 10044

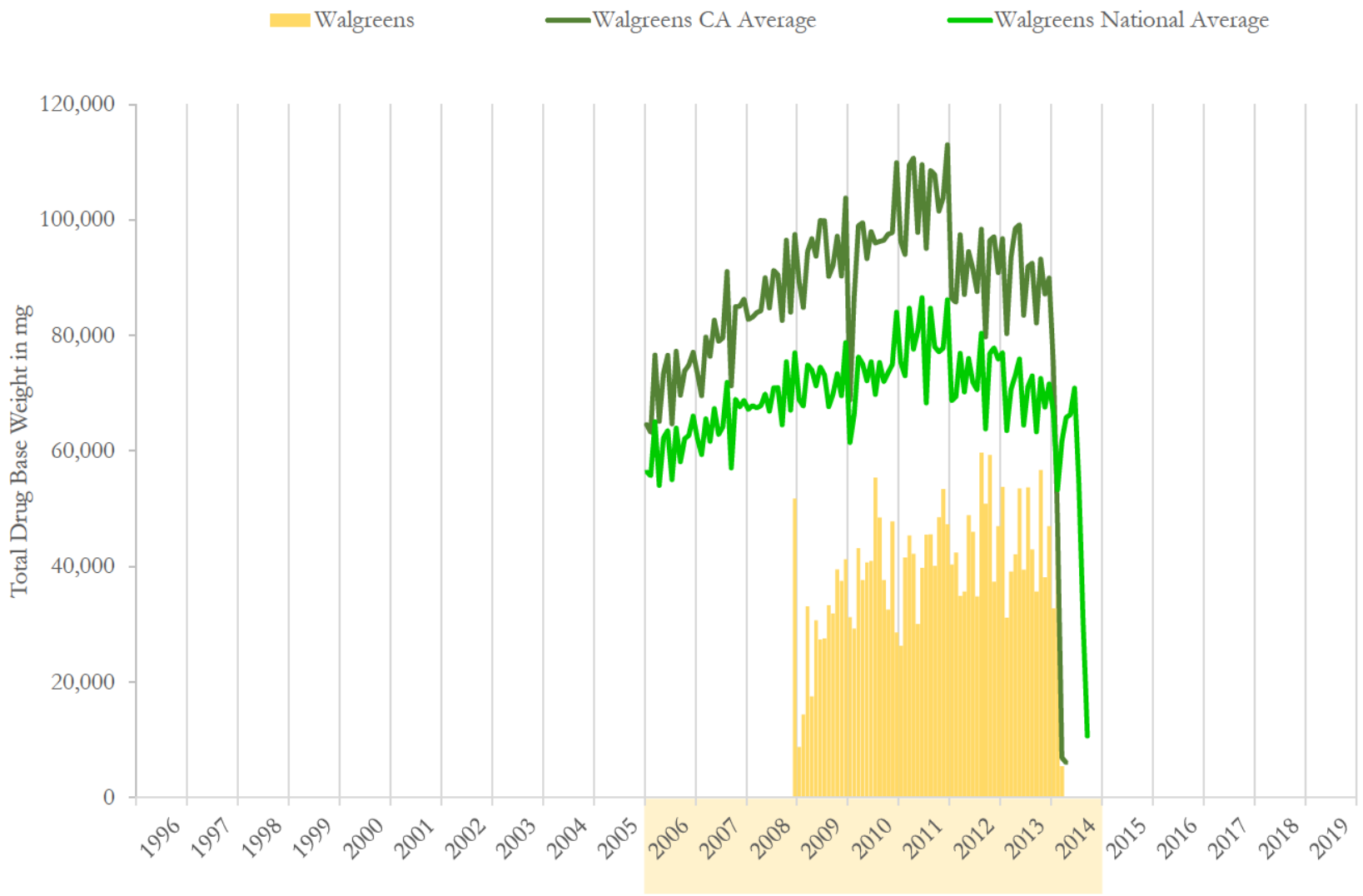

National and state averages reflect hydrocodone shipped from Walgreen Co to all active pharmacies each month.
Data source: ARCOS (2006-2014) and Defendant Distribution Data (Walgreens 1/2006 - 3/2014)

Walgreens # 10044 (12/2008 to 12/2017)
DEA: FW1139991
45 Castro St Suite 124
San Francisco, CA 94114

Walgreen Co Hydrocodone Shipments to Walgreens # 10044

	Dosage Units		MME		Drug Base Weight in mg	
Date	Walgreens	% Change	Walgreens	% Change	Walgreens	% Change
01/2008	0	n/a	0	n/a	0	n/a
02/2008	0	n/a	0	n/a	0	n/a
03/2008	0	n/a	0	n/a	0	n/a
04/2008	0	n/a	0	n/a	0	n/a
05/2008	0	n/a	0	n/a	0	n/a
06/2008	0	n/a	0	n/a	0	n/a
07/2008	0	n/a	0	n/a	0	n/a
08/2008	0	n/a	0	n/a	0	n/a
09/2008	0	n/a	0	n/a	0	n/a
10/2008	0	n/a	0	n/a	0	n/a
11/2008	0	n/a	0	n/a	0	n/a
12/2008	11,100	n/a	51,767	n/a	51,767	n/a
01/2009	2,800	-74.8%	8,778	-83.0%	8,778	-83.0%
02/2009	4,000	42.9%	14,378	63.8%	14,378	63.8%
03/2009	7,700	92.5%	33,097	130.2%	33,097	130.2%
04/2009	4,300	-44.2%	17,508	-47.1%	17,508	-47.1%
05/2009	6,700	55.8%	30,675	75.2%	30,675	75.2%
06/2009	5,800	-13.4%	27,346	-10.9%	27,346	-10.9%
07/2009	6,200	6.9%	27,529	0.7%	27,529	0.7%
08/2009	7,500	21.0%	33,281	20.9%	33,281	20.9%
09/2009	7,400	-1.3%	31,854	-4.3%	31,854	-4.3%
10/2009	9,100	23.0%	39,486	24.0%	39,486	24.0%
11/2009	7,900	-13.2%	37,494	-5.0%	37,494	-5.0%
12/2009	9,100	15.2%	41,254	10.0%	41,254	10.0%

Data source: ARCOS (2006-2014) and Defendant Distribution Data (Walgreens 1/2006 - 3/2014)

Walgreens # 10044 (12/2008 to 12/2017)
DEA: FW1139991
45 Castro St Suite 124
San Francisco, CA 94114

Walgreen Co Hydrocodone Shipments to Walgreens # 10044

	Dosage Units		MME		Drug Base Weight in mg	
Date	Walgreens	% Change	Walgreens	% Change	Walgreens	% Change
01/2010	7,200	-20.9%	31,256	-24.2%	31,256	-24.2%
02/2010	6,500	-9.7%	29,264	-6.4%	29,264	-6.4%
03/2010	9,000	38.5%	43,181	47.6%	43,181	47.6%
04/2010	7,900	-12.2%	37,654	-12.8%	37,654	-12.8%
05/2010	8,800	11.4%	40,689	8.1%	40,689	8.1%
06/2010	9,100	3.4%	40,983	0.7%	40,983	0.7%
07/2010	12,000	31.9%	55,378	35.1%	55,378	35.1%
08/2010	10,100	-15.8%	48,502	-12.4%	48,502	-12.4%
09/2010	8,300	-17.8%	37,670	-22.3%	37,670	-22.3%
10/2010	7,400	-10.8%	32,524	-13.7%	32,524	-13.7%
11/2010	10,200	37.8%	47,794	47.0%	47,794	47.0%
12/2010	6,600	-35.3%	28,589	-40.2%	28,589	-40.2%
01/2011	5,900	-10.6%	26,270	-8.1%	26,270	-8.1%
02/2011	9,200	55.9%	41,540	58.1%	41,540	58.1%
03/2011	9,400	2.2%	45,386	9.3%	45,386	9.3%
04/2011	9,100	-3.2%	42,186	-7.1%	42,186	-7.1%
05/2011	6,900	-24.2%	30,013	-28.9%	30,013	-28.9%
06/2011	9,300	34.8%	39,773	32.5%	39,773	32.5%
07/2011	9,900	6.5%	45,532	14.5%	45,532	14.5%
08/2011	10,800	9.1%	45,540	0.0%	45,540	0.0%
09/2011	8,600	-20.4%	40,108	-11.9%	40,108	-11.9%
10/2011	10,300	19.8%	48,518	21.0%	48,518	21.0%
11/2011	12,000	16.5%	53,427	10.1%	53,427	10.1%
12/2011	10,200	-15.0%	47,308	-11.5%	47,308	-11.5%

Data source: ARCOS (2006-2014) and Defendant Distribution Data (Walgreens 1/2006 - 3/2014)

Walgreens # 10044 (12/2008 to 12/2017)
DEA: FW1139991
45 Castro St Suite 124
San Francisco, CA 94114

Walgreen Co Hydrocodone Shipments to Walgreens # 10044

	Dosage Units		MME		Drug Base Weight in mg	
Date	Walgreens	% Change	Walgreens	% Change	Walgreens	% Change
01/2012	8,300	-18.6%	40,345	-14.7%	40,345	-14.7%
02/2012	9,400	13.3%	42,432	5.2%	42,432	5.2%
03/2012	7,700	-18.1%	34,913	-17.7%	34,913	-17.7%
04/2012	8,300	7.8%	35,686	2.2%	35,686	2.2%
05/2012	11,100	33.7%	48,886	37.0%	48,886	37.0%
06/2012	10,000	-9.9%	46,010	-5.9%	46,010	-5.9%
07/2012	8,300	-17.0%	34,811	-24.3%	34,811	-24.3%
08/2012	13,500	62.7%	59,718	71.6%	59,718	71.6%
09/2012	11,000	-18.5%	50,854	-14.8%	50,854	-14.8%
10/2012	13,500	22.7%	59,313	16.6%	59,313	16.6%
11/2012	8,300	-38.5%	37,367	-37.0%	37,367	-37.0%
12/2012	10,200	22.9%	46,972	25.7%	46,972	25.7%
01/2013	11,400	11.8%	53,783	14.5%	53,783	14.5%
02/2013	7,000	-38.6%	31,097	-42.2%	31,097	-42.2%
03/2013	8,000	14.3%	39,127	25.8%	39,127	25.8%
04/2013	9,500	18.8%	42,129	7.7%	42,129	7.7%
05/2013	11,700	23.2%	53,513	27.0%	53,513	27.0%
06/2013	8,200	-29.9%	39,454	-26.3%	39,454	-26.3%
07/2013	10,900	32.9%	53,664	36.0%	53,664	36.0%
08/2013	8,900	-18.3%	42,951	-20.0%	42,951	-20.0%
09/2013	7,200	-19.1%	35,686	-16.9%	35,686	-16.9%
10/2013	11,600	61.1%	56,691	58.9%	56,691	58.9%
11/2013	8,400	-27.6%	38,140	-32.7%	38,140	-32.7%
12/2013	9,800	16.7%	46,972	23.2%	46,972	23.2%

Data source: ARCOS (2006-2014) and Defendant Distribution Data (Walgreens 1/2006 - 3/2014)

Walgreen Co Hydrocodone Shipments to Walgreens # 10044

	Dosage Units		MME		Drug Base Weight in mg	
Date	Walgreens	% Change	Walgreens	% Change	Walgreens	% Change
01/2014	7,100	-27.6%	32,746	-30.3%	32,746	-30.3%
02/2014	9,600	35.2%	46,399	41.7%	46,399	41.7%
03/2014	1,200	-87.5%	5,449	-88.3%	5,449	-88.3%
04/2014	0	-100.0%	0	-100.0%	0	-100.0%
05/2014	0	n/a	0	n/a	0	n/a
06/2014	0	n/a	0	n/a	0	n/a
07/2014	0	n/a	0	n/a	0	n/a
08/2014	0	n/a	0	n/a	0	n/a
09/2014	0	n/a	0	n/a	0	n/a
10/2014	0	n/a	0	n/a	0	n/a
11/2014	0	n/a	0	n/a	0	n/a
12/2014	0	n/a	0	n/a	0	n/a
01/2015	0	n/a	0	n/a	0	n/a
02/2015	0	n/a	0	n/a	0	n/a
03/2015	0	n/a	0	n/a	0	n/a
04/2015	0	n/a	0	n/a	0	n/a
05/2015	0	n/a	0	n/a	0	n/a
06/2015	0	n/a	0	n/a	0	n/a
07/2015	0	n/a	0	n/a	0	n/a
08/2015	0	n/a	0	n/a	0	n/a
09/2015	0	n/a	0	n/a	0	n/a
10/2015	0	n/a	0	n/a	0	n/a
11/2015	0	n/a	0	n/a	0	n/a
12/2015	0	n/a	0	n/a	0	n/a

Data source: ARCOS (2006-2014) and Defendant Distribution Data (Walgreens 1/2006 - 3/2014)

Walgreens # 10044 (12/2008 to 12/2017)
DEA: FW1139991
45 Castro St Suite 124
San Francisco, CA 94114

Walgreen Co Hydrocodone Shipments to Walgreens # 10044

	Dosage Units		MME		Drug Base Weight in mg	
Date	Walgreens	% Change	Walgreens	% Change	Walgreens	% Change
1996	0		0		0	
1997	0	n/a	0	n/a	0	n/a
1998	0	n/a	0	n/a	0	n/a
1999	0	n/a	0	n/a	0	n/a
2000	0	n/a	0	n/a	0	n/a
2001	0	n/a	0	n/a	0	n/a
2002	0	n/a	0	n/a	0	n/a
2003	0	n/a	0	n/a	0	n/a
2004	0	n/a	0	n/a	0	n/a
2005	0	n/a	0	n/a	0	n/a
2006	0	n/a	0	n/a	0	n/a
2007	0	n/a	0	n/a	0	n/a
2008	11,100	n/a	51,767	n/a	51,767	n/a
2009	78,500	607.2%	342,680	562.0%	342,680	562.0%
2010	103,100	31.3%	473,484	38.2%	473,484	38.2%
2011	111,600	8.2%	505,600	6.8%	505,600	6.8%
2012	119,600	7.2%	537,308	6.3%	537,308	6.3%
2013	112,600	-5.9%	533,208	-0.8%	533,208	-0.8%
2014	17,900	-84.1%	84,594	-84.1%	84,594	-84.1%
2015	0	-100.0%	0	-100.0%	0	-100.0%
2016	0	n/a	0	n/a	0	n/a
2017	0	n/a	0	n/a	0	n/a
2018	0	n/a	0	n/a	0	n/a
2019	0	n/a	0	n/a	0	n/a
Total	**554,400**		**2,528,641**		**2,528,641**	

Data source: ARCOS (2006-2014) and Defendant Distribution Data (Walgreens 1/2006 - 3/2014)

Walgreens # 10044 (12/2008 to 12/2017)
DEA: FW1139991
45 Castro St Suite 124
San Francisco, CA 94114

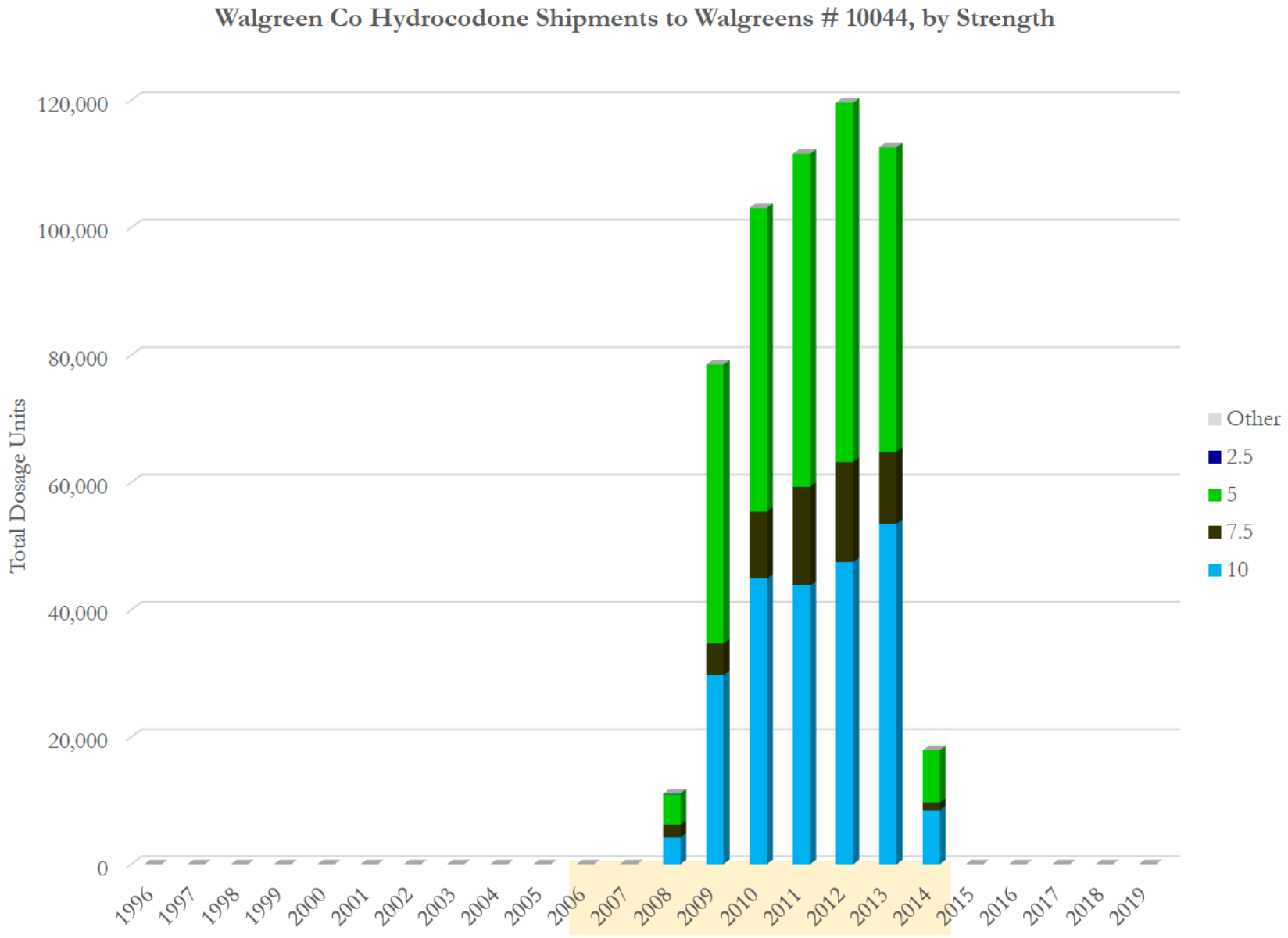

Data source: ARCOS (2006-2014) and Defendant Distribution Data (Walgreens 1/2006 - 3/2014)

Walgreens # 10044 (12/2008 to 12/2017)
DEA: FW1139991
45 Castro St Suite 124
San Francisco, CA 94114

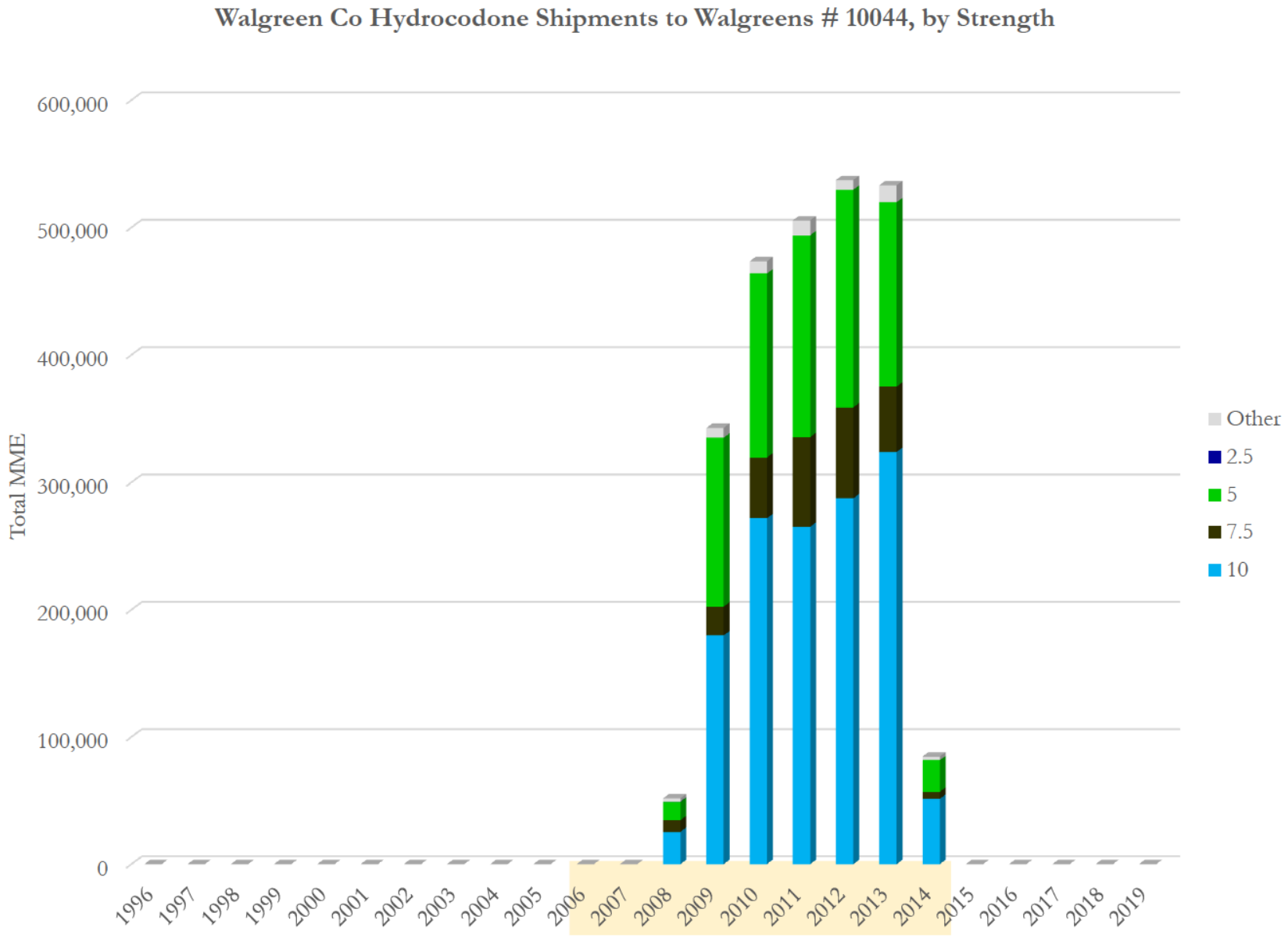

Data source: ARCOS (2006-2014) and Defendant Distribution Data (Walgreens 1/2006 - 3/2014)

Walgreens # 10044 (12/2008 to 12/2017)
DEA: FW1139991
45 Castro St Suite 124
San Francisco, CA 94114

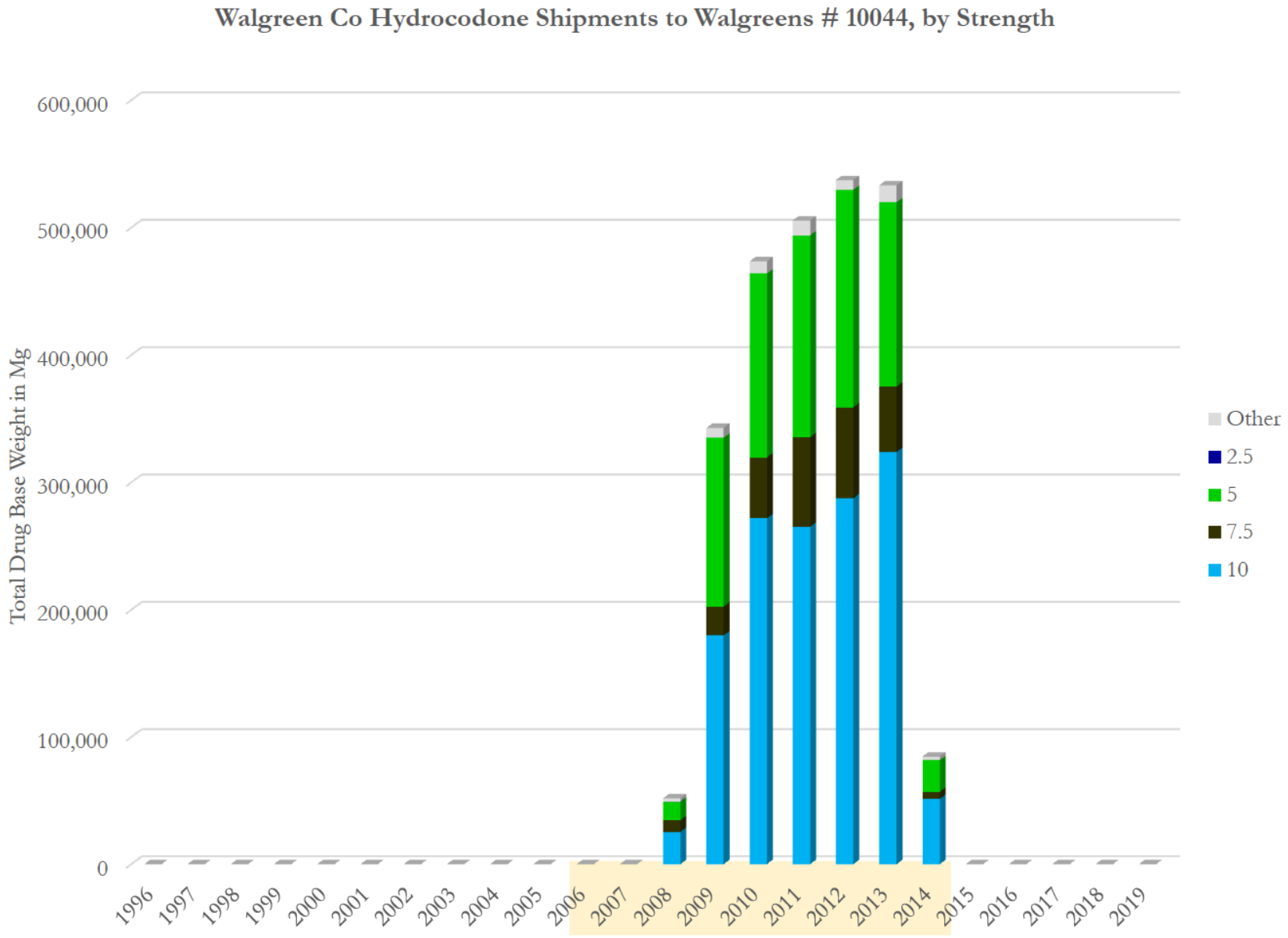

Data source: ARCOS (2006-2014) and Defendant Distribution Data (Walgreens 1/2006 - 3/2014)

Walgreens # 10044 (12/2008 to 12/2017)
DEA: FW1139991
45 Castro St Suite 124
San Francisco, CA 94114

Walgreen Co Hydrocodone Shipments to Walgreens # 10044, by Strength
(Total Dosage Units)

Strength Year\	10	7.5	5	2.5	Other	Total	Avg. Str
1996	0	0	0	0	0	**0**	
1997	0	0	0	0	0	**0**	
1998	0	0	0	0	0	**0**	
1999	0	0	0	0	0	**0**	
2000	0	0	0	0	0	**0**	
2001	0	0	0	0	0	**0**	
2002	0	0	0	0	0	**0**	
2003	0	0	0	0	0	**0**	
2004	0	0	0	0	0	**0**	
2005	0	0	0	0	0	**0**	
2006	0	0	0	0	0	**0**	
2007	0	0	0	0	0	**0**	
2008	4,200	2,000	4,800	100	0	**11,100**	7.32
2009	29,700	5,000	43,800	0	0	**78,500**	7.05
2010	44,900	10,500	47,700	0	0	**103,100**	7.43
2011	43,800	15,500	52,300	0	0	**111,600**	7.31
2012	47,500	15,700	56,400	0	0	**119,600**	7.31
2013	53,500	11,300	47,800	0	0	**112,600**	7.63
2014	8,500	1,200	8,200	0	0	**17,900**	7.54
2015	0	0	0	0	0	**0**	
2016	0	0	0	0	0	**0**	
2017	0	0	0	0	0	**0**	
2018	0	0	0	0	0	**0**	
2019	0	0	0	0	0	**0**	
Total	**232,100**	**61,200**	**261,000**	**100**	**0**	**554,400**	7.37

Data source: ARCOS (2006-2014) and Defendant Distribution Data (Walgreens 1/2006 - 3/2014)

Walgreens # 10044 (12/2008 to 12/2017)
DEA: FW1139991
45 Castro St Suite 124
San Francisco, CA 94114

Walgreen Co Hydrocodone Shipments to Walgreens # 10044, by Strength (Total MME)

Strength Year\	10	7.5	5	2.5	Other	Total	Avg. Str
1996	0	0	0	0	0	**0**	
1997	0	0	0	0	0	**0**	
1998	0	0	0	0	0	**0**	
1999	0	0	0	0	0	**0**	
2000	0	0	0	0	0	**0**	
2001	0	0	0	0	0	**0**	
2002	0	0	0	0	0	**0**	
2003	0	0	0	0	0	**0**	
2004	0	0	0	0	0	**0**	
2005	0	0	0	0	0	**0**	
2006	0	0	0	0	0	**0**	
2007	0	0	0	0	0	**0**	
2008	25,427	9,081	14,530	151	2,578	**51,767**	7.32
2009	179,804	22,703	132,583	0	7,591	**342,680**	7.05
2010	271,825	47,675	144,388	0	9,596	**473,484**	7.43
2011	265,165	70,378	158,312	0	11,745	**505,600**	7.31
2012	287,565	71,286	170,723	0	7,734	**537,308**	7.31
2013	323,889	51,308	144,691	0	13,320	**533,208**	7.63
2014	51,459	5,449	24,821	0	2,865	**84,594**	7.54
2015	0	0	0	0	0	**0**	
2016	0	0	0	0	0	**0**	
2017	0	0	0	0	0	**0**	
2018	0	0	0	0	0	**0**	
2019	0	0	0	0	0	**0**	
Total	**1,405,133**	**277,879**	**790,047**	**151**	**55,430**	**2,528,641**	7.37

Data source: ARCOS (2006-2014) and Defendant Distribution Data (Walgreens 1/2006 - 3/2014)

Walgreens # 10044 (12/2008 to 12/2017)
DEA: FW1139991
45 Castro St Suite 124
San Francisco, CA 94114

Walgreen Co Hydrocodone Shipments to Walgreens # 10044, by Strength
(Total Drug Base Weight in Milligram)

Strength Year\	10	7.5	5	2.5	Other	Total	Avg. Str
1996	0	0	0	0	0	**0**	
1997	0	0	0	0	0	**0**	
1998	0	0	0	0	0	**0**	
1999	0	0	0	0	0	**0**	
2000	0	0	0	0	0	**0**	
2001	0	0	0	0	0	**0**	
2002	0	0	0	0	0	**0**	
2003	0	0	0	0	0	**0**	
2004	0	0	0	0	0	**0**	
2005	0	0	0	0	0	**0**	
2006	0	0	0	0	0	**0**	
2007	0	0	0	0	0	**0**	
2008	25,427	9,081	14,530	151	2,578	**51,767**	7.32
2009	179,804	22,703	132,583	0	7,591	**342,680**	7.05
2010	271,825	47,675	144,388	0	9,596	**473,484**	7.43
2011	265,165	70,378	158,312	0	11,745	**505,600**	7.31
2012	287,565	71,286	170,723	0	7,734	**537,308**	7.31
2013	323,889	51,308	144,691	0	13,320	**533,208**	7.63
2014	51,459	5,449	24,821	0	2,865	**84,594**	7.54
2015	0	0	0	0	0	**0**	
2016	0	0	0	0	0	**0**	
2017	0	0	0	0	0	**0**	
2018	0	0	0	0	0	**0**	
2019	0	0	0	0	0	**0**	
Total	**1,405,133**	**277,879**	**790,047**	**151**	**55,430**	**2,528,641**	7.37

Data source: ARCOS (2006-2014) and Defendant Distribution Data (Walgreens 1/2006 - 3/2014)

Walgreens # 03185 (1/1996 to 12/2017)
DEA: BW4472988
825 Market Street
San Francisco, CA 94103

Walgreen Co Oxycodone Shipments to Walgreens # 03185

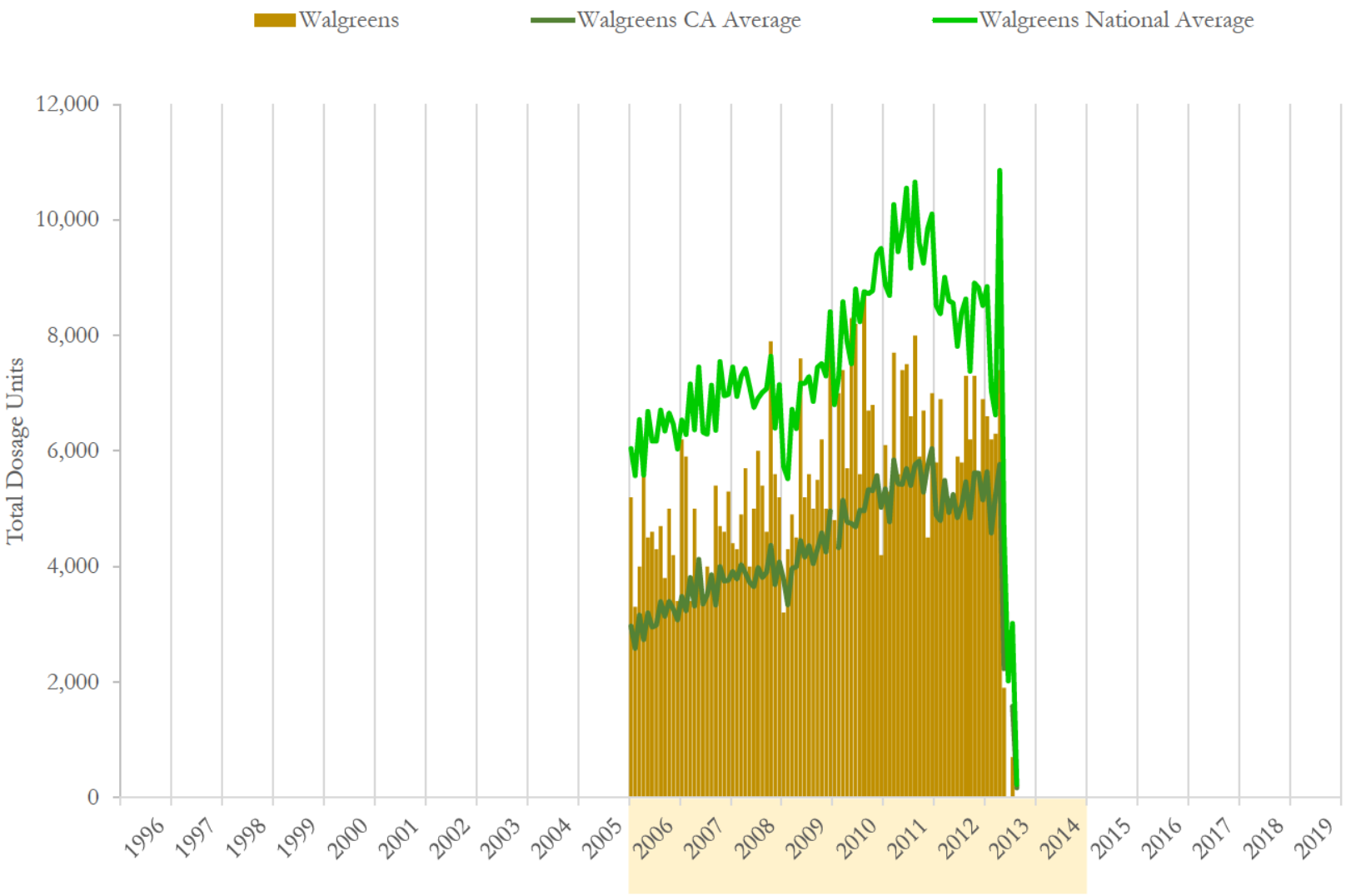

National and state averages reflect oxycodone shipped from Walgreen Co to all active pharmacies each month.
Data source: ARCOS (2006-2014) and Defendant Distribution Data (Walgreens 1/2006 - 3/2014)

Walgreens # 03185 (1/1996 to 12/2017)
DEA: BW4472988
825 Market Street
San Francisco, CA 94103

Walgreen Co Oxycodone Shipments to Walgreens # 03185

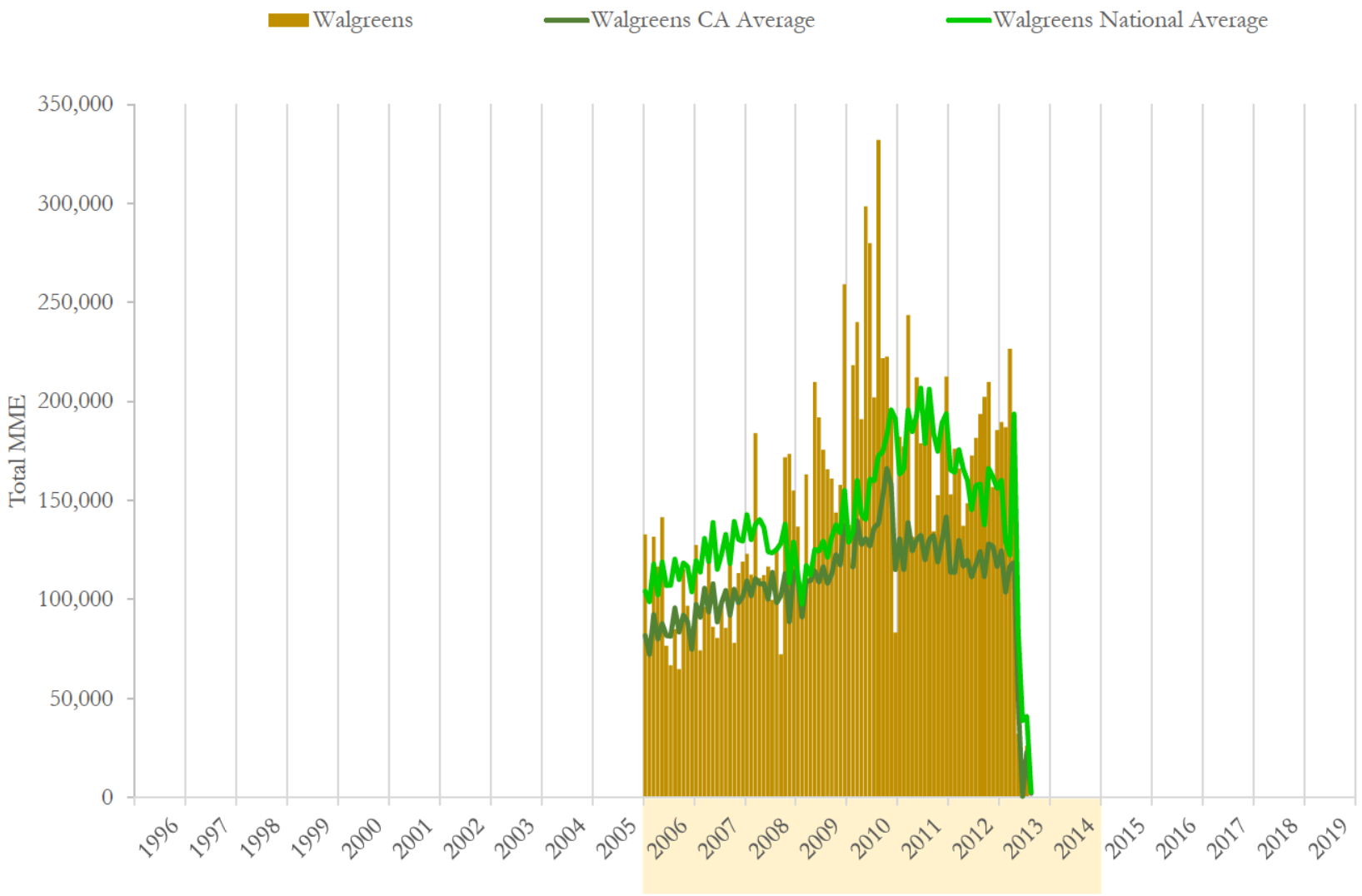

National and state averages reflect oxycodone shipped from Walgreen Co to all active pharmacies each month.
Data source: ARCOS (2006-2014) and Defendant Distribution Data (Walgreens 1/2006 - 3/2014)

Walgreens # 03185 (1/1996 to 12/2017)
DEA: BW4472988
825 Market Street
San Francisco, CA 94103

Walgreen Co Oxycodone Shipments to Walgreens # 03185

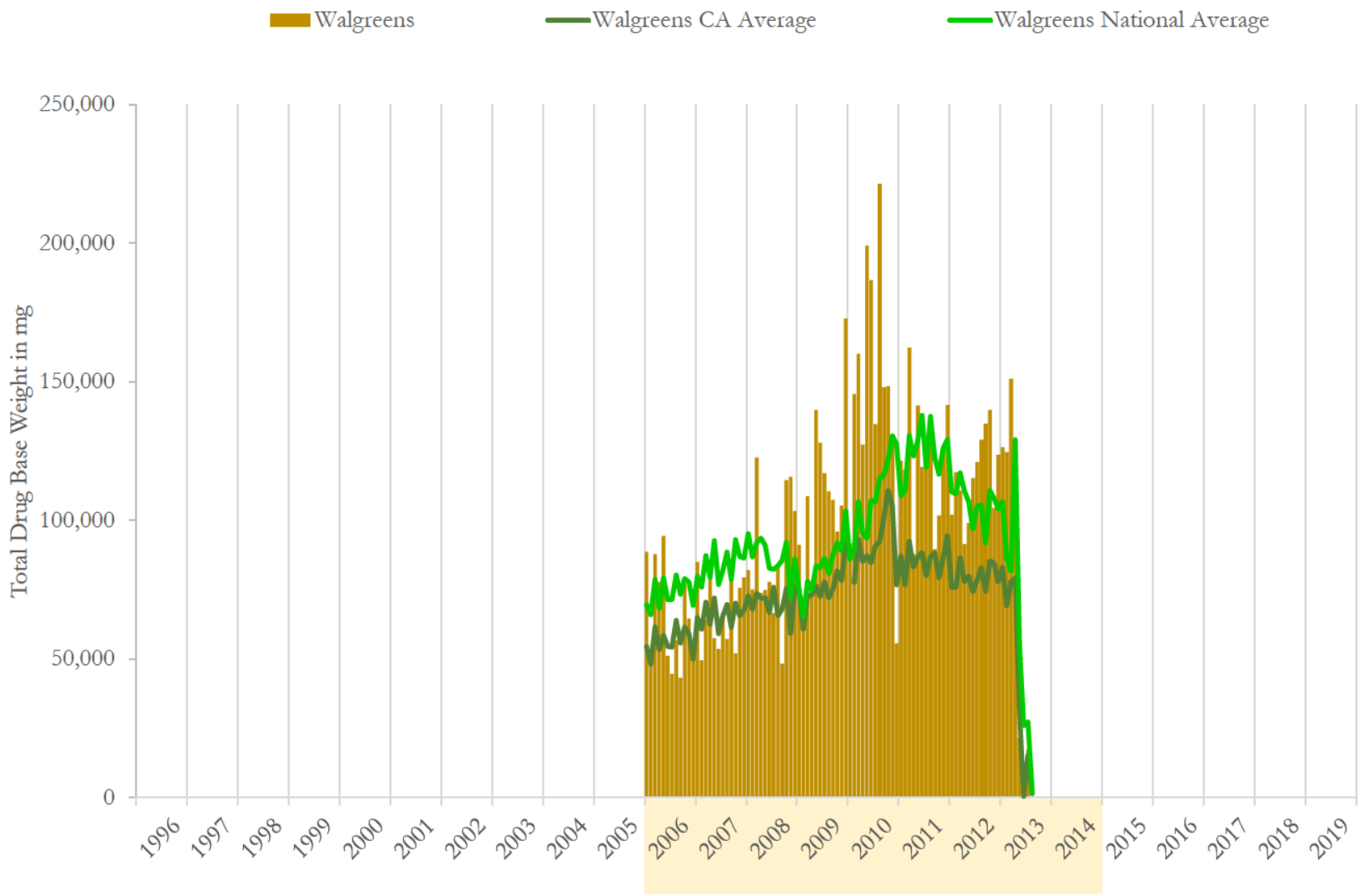

National and state averages reflect oxycodone shipped from Walgreen Co to all active pharmacies each month.
Data source: ARCOS (2006-2014) and Defendant Distribution Data (Walgreens 1/2006 - 3/2014)

Walgreen Co Oxycodone Shipments to Walgreens # 03185

	Dosage Units		MME		Drug Base Weight in mg	
Date	Walgreens	% Change	Walgreens	% Change	Walgreens	% Change
01/2006	5,200	n/a	132,928	n/a	88,619	n/a
02/2006	3,300	-36.5%	73,961	-44.4%	49,307	-44.4%
03/2006	4,000	21.2%	131,785	78.2%	87,857	78.2%
04/2006	5,800	45.0%	116,656	-11.5%	77,771	-11.5%
05/2006	4,500	-22.4%	141,535	21.3%	94,356	21.3%
06/2006	4,600	2.2%	76,650	-45.8%	51,100	-45.8%
07/2006	4,300	-6.5%	66,901	-12.7%	44,601	-12.7%
08/2006	4,700	9.3%	85,055	27.1%	56,703	27.1%
09/2006	3,800	-19.1%	64,884	-23.7%	43,256	-23.7%
10/2006	5,000	31.6%	115,312	77.7%	76,875	77.7%
11/2006	4,200	-16.0%	96,822	-16.0%	64,548	-16.0%
12/2006	3,400	-19.0%	75,306	-22.2%	50,204	-22.2%
01/2007	6,200	82.4%	127,415	69.2%	84,943	69.2%
02/2007	5,900	-4.8%	74,297	-41.7%	49,531	-41.7%
03/2007	3,400	-42.4%	96,330	29.7%	64,220	29.7%
04/2007	5,000	47.1%	125,094	29.9%	83,396	29.9%
05/2007	3,900	-22.0%	86,198	-31.1%	57,465	-31.1%
06/2007	3,500	-10.3%	80,536	-6.6%	53,691	-6.6%
07/2007	4,000	14.3%	99,168	23.1%	66,112	23.1%
08/2007	3,700	-7.5%	85,767	-13.5%	57,178	-13.5%
09/2007	5,400	45.9%	126,197	47.1%	84,131	47.1%
10/2007	4,700	-13.0%	78,035	-38.2%	52,023	-38.2%
11/2007	4,600	-2.1%	113,381	45.3%	75,588	45.3%
12/2007	5,300	15.2%	119,194	5.1%	79,463	5.1%

Data source: ARCOS (2006-2014) and Defendant Distribution Data (Walgreens 1/2006 - 3/2014)

Walgreen Co Oxycodone Shipments to Walgreens # 03185

	Dosage Units		MME		Drug Base Weight in mg	
Date	Walgreens	% Change	Walgreens	% Change	Walgreens	% Change
01/2008	4,400	-17.0%	123,084	3.3%	82,056	3.3%
02/2008	4,300	-2.3%	112,561	-8.5%	75,041	-8.5%
03/2008	4,900	14.0%	183,929	63.4%	122,619	63.4%
04/2008	5,700	16.3%	110,880	-39.7%	73,920	-39.7%
05/2008	4,000	-29.8%	112,272	1.3%	74,848	1.3%
06/2008	5,000	25.0%	116,657	3.9%	77,771	3.9%
07/2008	6,000	20.0%	99,847	-14.4%	66,564	-14.4%
08/2008	5,400	-10.0%	126,070	26.3%	84,047	26.3%
09/2008	4,600	-14.8%	72,415	-42.6%	48,277	-42.6%
10/2008	7,900	71.7%	171,792	137.2%	114,528	137.2%
11/2008	5,600	-29.1%	173,473	1.0%	115,649	1.0%
12/2008	5,200	-7.1%	154,982	-10.7%	103,322	-10.7%
01/2009	3,200	-38.5%	136,761	-11.8%	91,174	-11.8%
02/2009	4,300	34.4%	96,486	-29.4%	64,324	-29.4%
03/2009	4,900	14.0%	163,051	69.0%	108,701	69.0%
04/2009	4,500	-8.2%	111,480	-31.6%	74,320	-31.6%
05/2009	7,600	68.9%	209,781	88.2%	139,854	88.2%
06/2009	5,200	-31.6%	191,963	-8.5%	127,975	-8.5%
07/2009	5,600	7.7%	175,490	-8.6%	116,993	-8.6%
08/2009	5,000	-10.7%	165,740	-5.6%	110,494	-5.6%
09/2009	5,500	10.0%	161,034	-2.8%	107,356	-2.8%
10/2009	6,200	12.7%	143,888	-10.6%	95,926	-10.6%
11/2009	5,000	-19.4%	157,941	9.8%	105,294	9.8%
12/2009	8,400	68.0%	259,201	64.1%	172,800	64.1%

Data source: ARCOS (2006-2014) and Defendant Distribution Data (Walgreens 1/2006 - 3/2014)

Walgreens # 03185 (1/1996 to 12/2017)
DEA: BW4472988
825 Market Street
San Francisco, CA 94103

Walgreen Co Oxycodone Shipments to Walgreens # 03185

	Dosage Units		MME		Drug Base Weight in mg	
Date	Walgreens	% Change	Walgreens	% Change	Walgreens	% Change
01/2010	4,800	-42.9%	137,501	-47.0%	91,667	-47.0%
02/2010	7,000	45.8%	218,320	58.8%	145,547	58.8%
03/2010	7,400	5.7%	240,038	9.9%	160,025	9.9%
04/2010	5,700	-23.0%	190,955	-20.4%	127,303	-20.4%
05/2010	8,300	45.6%	298,535	56.3%	199,023	56.3%
06/2010	8,200	-1.2%	279,977	-6.2%	186,651	-6.2%
07/2010	5,600	-31.7%	202,049	-27.8%	134,699	-27.8%
08/2010	8,700	55.4%	332,086	64.4%	221,391	64.4%
09/2010	6,700	-23.0%	221,884	-33.2%	147,923	-33.2%
10/2010	6,800	1.5%	222,556	0.3%	148,371	0.3%
11/2010	5,600	-17.6%	192,972	-13.3%	128,648	-13.3%
12/2010	4,200	-25.0%	83,375	-56.8%	55,583	-56.8%
01/2011	6,100	45.2%	182,214	118.5%	121,476	118.5%
02/2011	5,300	-13.1%	177,171	-2.8%	118,114	-2.8%
03/2011	7,700	45.3%	243,534	37.5%	162,356	37.5%
04/2011	5,600	-27.3%	131,786	-45.9%	87,857	-45.9%
05/2011	7,400	32.1%	212,134	61.0%	141,423	61.0%
06/2011	7,500	1.4%	178,852	-15.7%	119,235	-15.7%
07/2011	6,600	-12.0%	188,937	5.6%	125,958	5.6%
08/2011	8,000	21.2%	200,032	5.9%	133,354	5.9%
09/2011	5,900	-26.3%	134,408	-32.8%	89,605	-32.8%
10/2011	6,700	13.6%	152,629	13.6%	101,753	13.6%
11/2011	4,500	-32.8%	187,593	22.9%	125,062	22.9%
12/2011	7,000	55.6%	212,471	13.3%	141,647	13.3%

Data source: ARCOS (2006-2014) and Defendant Distribution Data (Walgreens 1/2006 - 3/2014)

Walgreen Co Oxycodone Shipments to Walgreens # 03185

	Dosage Units		MME		Drug Base Weight in mg	
Date	Walgreens	% Change	Walgreens	% Change	Walgreens	% Change
01/2012	5,800	-17.1%	152,965	-28.0%	101,977	-28.0%
02/2012	6,900	19.0%	176,140	15.2%	117,427	15.2%
03/2012	5,400	-21.7%	166,077	-5.7%	110,718	-5.7%
04/2012	5,000	-7.4%	137,165	-17.4%	91,443	-17.4%
05/2012	5,200	4.0%	148,595	8.3%	99,063	8.3%
06/2012	5,900	13.5%	172,800	16.3%	115,200	16.3%
07/2012	5,800	-1.7%	181,541	5.1%	121,028	5.1%
08/2012	7,300	25.9%	193,644	6.7%	129,096	6.7%
09/2012	6,200	-15.1%	202,385	4.5%	134,923	4.5%
10/2012	7,300	17.7%	209,781	3.7%	139,854	3.7%
11/2012	5,600	-23.3%	156,663	-25.3%	104,442	-25.3%
12/2012	6,900	23.2%	185,576	18.5%	123,717	18.5%
01/2013	6,600	-4.3%	189,610	2.2%	126,407	2.2%
02/2013	6,200	-6.1%	186,920	-1.4%	124,614	-1.4%
03/2013	6,300	1.6%	226,590	21.2%	151,060	21.2%
04/2013	7,400	17.5%	168,766	-25.5%	112,511	-25.5%
05/2013	1,900	-74.3%	32,274	-80.9%	21,516	-80.9%
06/2013	0	-100.0%	0	-100.0%	0	-100.0%
07/2013	700	n/a	26,223	n/a	17,482	n/a
08/2013	0	-100.0%	0	-100.0%	0	-100.0%
09/2013	0	n/a	0	n/a	0	n/a
10/2013	0	n/a	0	n/a	0	n/a
11/2013	0	n/a	0	n/a	0	n/a
12/2013	0	n/a	0	n/a	0	n/a

Data source: ARCOS (2006-2014) and Defendant Distribution Data (Walgreens 1/2006 - 3/2014)

Walgreens # 03185 (1/1996 to 12/2017)
DEA: BW4472988
825 Market Street
San Francisco, CA 94103

Walgreen Co Oxycodone Shipments to Walgreens # 03185

	Dosage Units		MME		Drug Base Weight in mg	
Date	Walgreens	% Change	Walgreens	% Change	Walgreens	% Change
1996	0		0		0	
1997	0	n/a	0	n/a	0	n/a
1998	0	n/a	0	n/a	0	n/a
1999	0	n/a	0	n/a	0	n/a
2000	0	n/a	0	n/a	0	n/a
2001	0	n/a	0	n/a	0	n/a
2002	0	n/a	0	n/a	0	n/a
2003	0	n/a	0	n/a	0	n/a
2004	0	n/a	0	n/a	0	n/a
2005	0	n/a	0	n/a	0	n/a
2006	52,800	n/a	1,177,794	n/a	785,196	n/a
2007	55,600	5.3%	1,211,611	2.9%	807,740	2.9%
2008	63,000	13.3%	1,557,962	28.6%	1,038,641	28.6%
2009	65,400	3.8%	1,972,815	26.6%	1,315,210	26.6%
2010	79,000	20.8%	2,620,245	32.8%	1,746,830	32.8%
2011	78,300	-0.9%	2,201,759	-16.0%	1,467,839	-16.0%
2012	73,300	-6.4%	2,083,332	-5.4%	1,388,888	-5.4%
2013	29,100	-60.3%	830,383	-60.1%	553,589	-60.1%
2014	0	-100.0%	0	-100.0%	0	-100.0%
2015	0	n/a	0	n/a	0	n/a
2016	0	n/a	0	n/a	0	n/a
2017	0	n/a	0	n/a	0	n/a
2018	0	n/a	0	n/a	0	n/a
2019	0	n/a	0	n/a	0	n/a
Total	**496,500**		**13,655,901**		**9,103,934**	

Data source: ARCOS (2006-2014) and Defendant Distribution Data (Walgreens 1/2006 - 3/2014)

Walgreens # 03185 (1/1996 to 12/2017)
DEA: BW4472988
825 Market Street
San Francisco, CA 94103

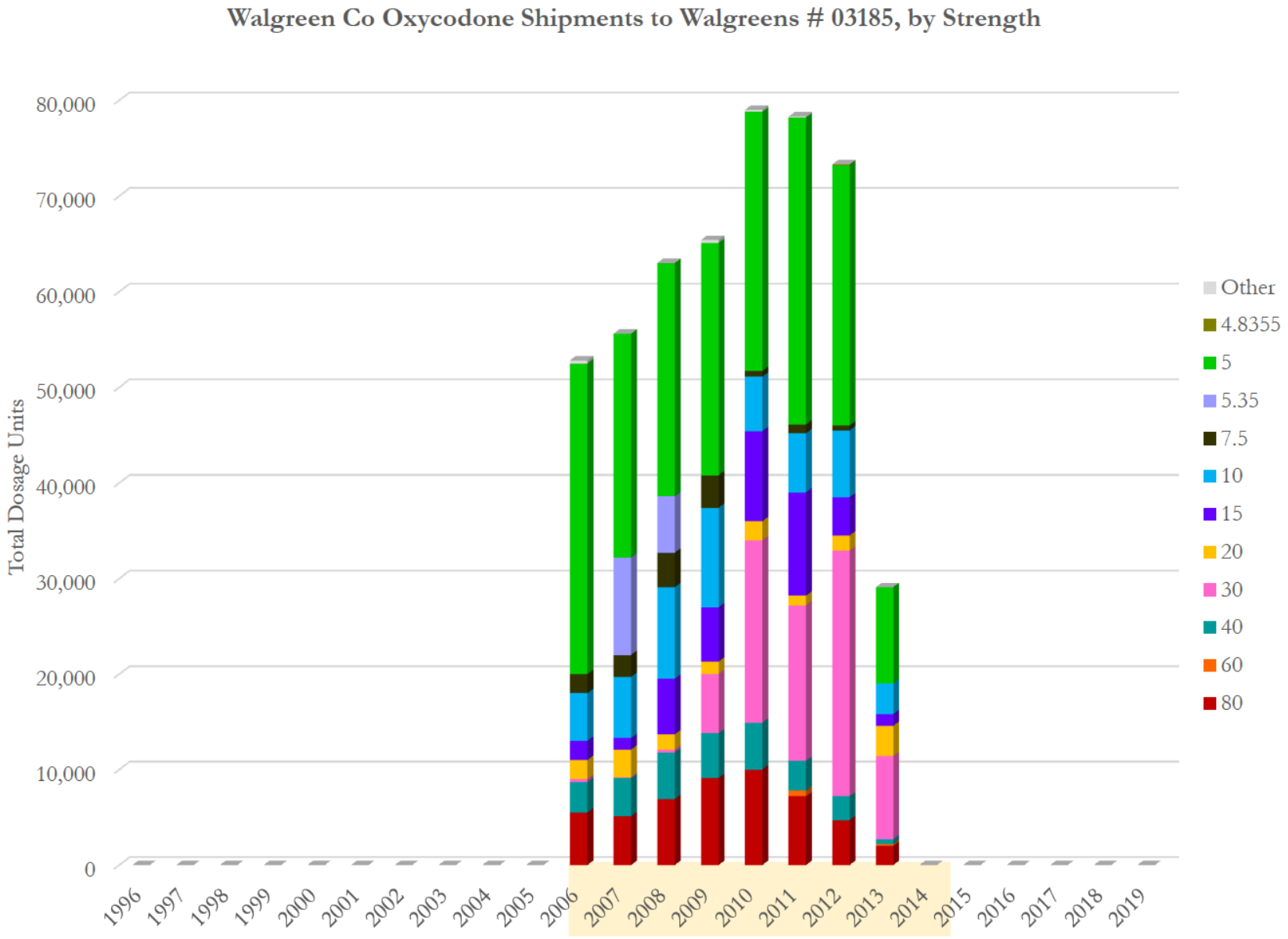

Data source: ARCOS (2006-2014) and Defendant Distribution Data (Walgreens 1/2006 - 3/2014)

Walgreens # 03185 (1/1996 to 12/2017)
DEA: BW4472988
825 Market Street
San Francisco, CA 94103

Walgreen Co Oxycodone Shipments to Walgreens # 03185, by Strength

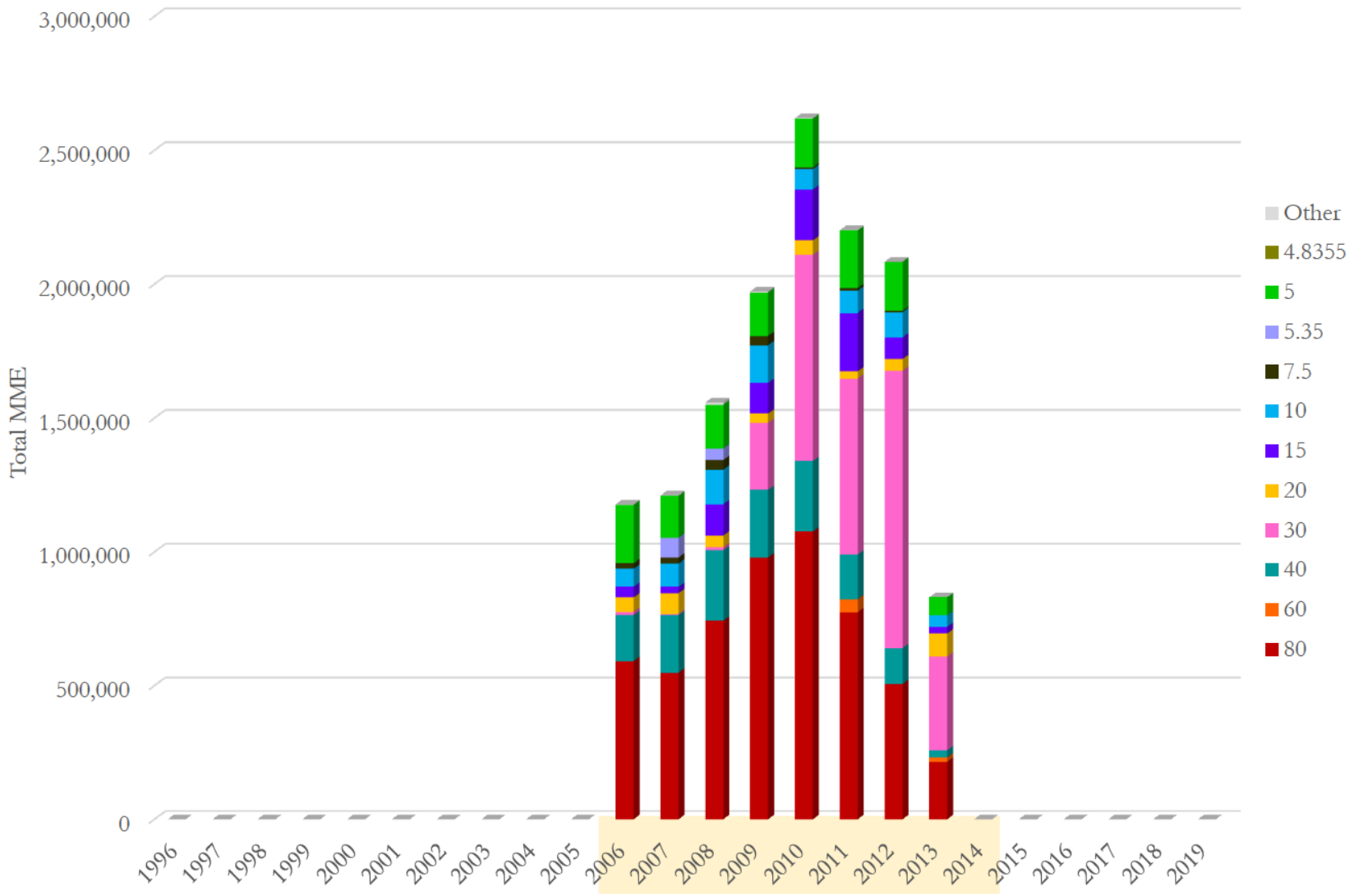

Data source: ARCOS (2006-2014) and Defendant Distribution Data (Walgreens 1/2006 - 3/2014)

Walgreens # 03185 (1/1996 to 12/2017)
DEA: BW4472988
825 Market Street
San Francisco, CA 94103

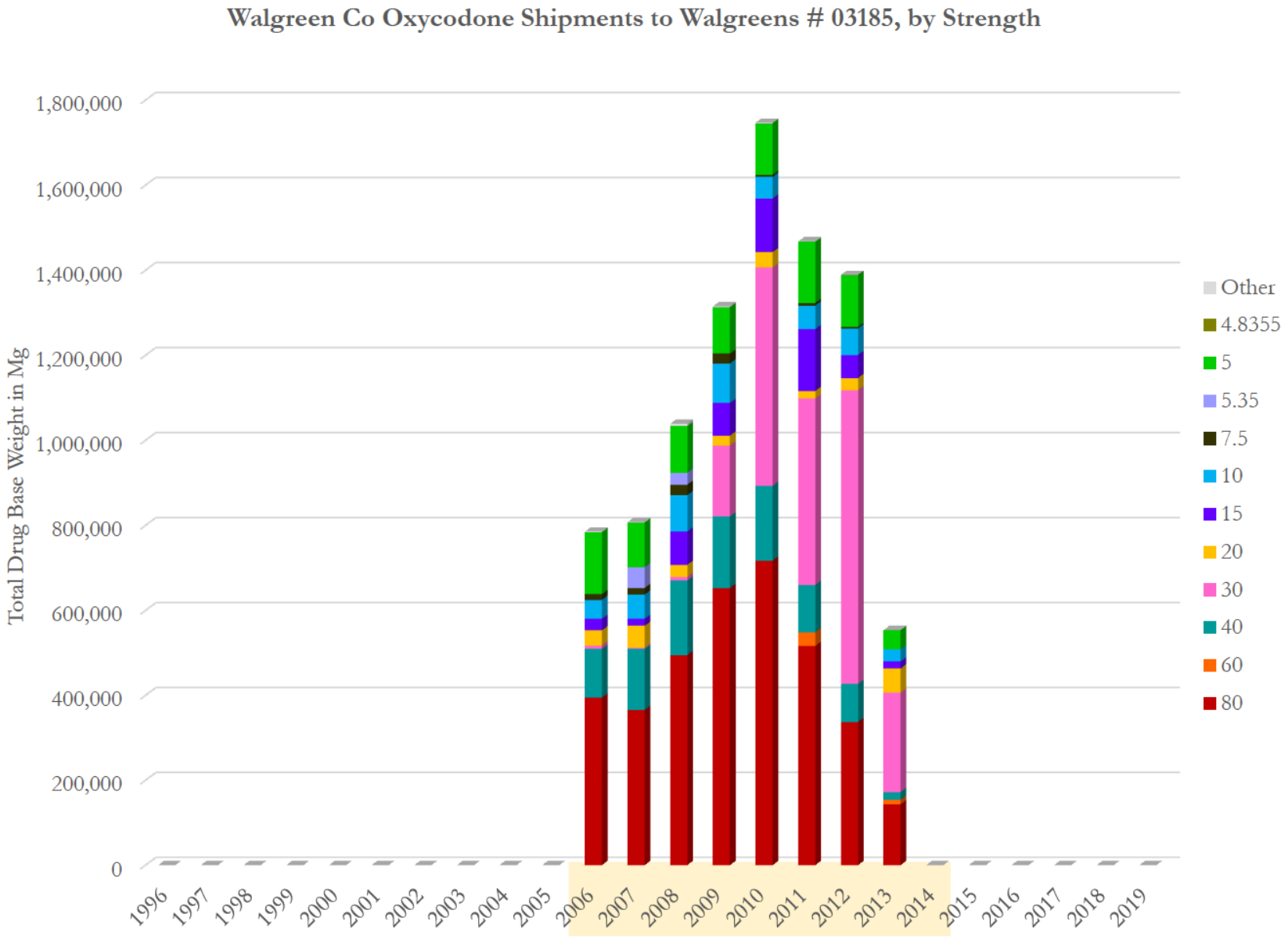

Data source: ARCOS (2006-2014) and Defendant Distribution Data (Walgreens 1/2006 - 3/2014)

Walgreens # 03185 (1/1996 to 12/2017)
DEA: BW4472988
825 Market Street
San Francisco, CA 94103

Walgreen Co Oxycodone Shipments to Walgreens # 03185, by Strength
(Total Dosage Units)

Strength Year\	80	60	40	30	20	15	10	7.5	5.35	5	4.8355	Other	Total	Avg. Str
1996	0	0	0	0	0	0	0	0	0	0	0	0	**0**	
1997	0	0	0	0	0	0	0	0	0	0	0	0	**0**	
1998	0	0	0	0	0	0	0	0	0	0	0	0	**0**	
1999	0	0	0	0	0	0	0	0	0	0	0	0	**0**	
2000	0	0	0	0	0	0	0	0	0	0	0	0	**0**	
2001	0	0	0	0	0	0	0	0	0	0	0	0	**0**	
2002	0	0	0	0	0	0	0	0	0	0	0	0	**0**	
2003	0	0	0	0	0	0	0	0	0	0	0	0	**0**	
2004	0	0	0	0	0	0	0	0	0	0	0	0	**0**	
2005	0	0	0	0	0	0	0	0	0	0	0	0	**0**	
2006	5,500	0	3,200	300	2,000	2,000	5,000	2,000	0	32,500	0	300	**52,800**	16 66
2007	5,100	0	4,000	100	2,900	1,200	6,400	2,300	10,200	23,400	0	0	**55,600**	16 18
2008	6,900	0	4,900	300	1,600	5,800	9,600	3,600	5,900	24,400	0	0	**63,000**	18 29
2009	9,100	0	4,700	6,200	1,300	5,700	10,400	3,400	0	24,300	0	300	**65,400**	22 50
2010	10,000	0	4,900	19,100	2,000	9,400	5,700	600	0	27,100	0	200	**79,000**	24 71
2011	7,200	600	3,100	16,300	1,000	10,800	6,200	900	0	32,100	0	100	**78,300**	20 92
2012	4,700	0	2,500	25,700	1,600	4,000	7,000	500	0	27,200	100	0	**73,300**	21 14
2013	2,000	200	500	8,700	3,200	1,200	3,200	0	0	10,100	0	0	**29,100**	21 22
2014	0	0	0	0	0	0	0	0	0	0	0	0	**0**	
2015	0	0	0	0	0	0	0	0	0	0	0	0	**0**	
2016	0	0	0	0	0	0	0	0	0	0	0	0	**0**	
2017	0	0	0	0	0	0	0	0	0	0	0	0	**0**	
2018	0	0	0	0	0	0	0	0	0	0	0	0	**0**	
2019	0	0	0	0	0	0	0	0	0	0	0	0	**0**	
Total	**50,500**	**800**	**27,800**	**76,700**	**15,600**	**40,100**	**53,500**	**13,300**	**16,100**	**201,100**	**100**	**900**	**496,500**	20 46

Data source: ARCOS (2006-2014) and Defendant Distribution Data (Walgreens 1/2006 - 3/2014)

Walgreens # 03185 (1/1996 to 12/2017)
DEA: BW4472988
825 Market Street
San Francisco, CA 94103

Walgreen Co Oxycodone Shipments to Walgreens # 03185, by Strength
(Total MME)

Strength Year\	80	60	40	30	20	15	10	7.5	5.35	5	4.8355	Other	Total	Avg. Str
1996	0	0	0	0	0	0	0	0	0	0	0	0	**0**	
1997	0	0	0	0	0	0	0	0	0	0	0	0	**0**	
1998	0	0	0	0	0	0	0	0	0	0	0	0	**0**	
1999	0	0	0	0	0	0	0	0	0	0	0	0	**0**	
2000	0	0	0	0	0	0	0	0	0	0	0	0	**0**	
2001	0	0	0	0	0	0	0	0	0	0	0	0	**0**	
2002	0	0	0	0	0	0	0	0	0	0	0	0	**0**	
2003	0	0	0	0	0	0	0	0	0	0	0	0	**0**	
2004	0	0	0	0	0	0	0	0	0	0	0	0	**0**	
2005	0	0	0	0	0	0	0	0	0	0	0	0	**0**	
2006	591,690	0	172,128	12,103	53,790	40,343	67,238	20,171	0	218,516	0	1,815	**1,177,794**	16 66
2007	548,658	0	215,160	4,034	77,996	24,206	86,064	23,197	73,375	157,331	0	1,591	**1,211,611**	16 18
2008	742,302	0	263,571	12,103	43,032	116,993	129,096	36,308	42,442	164,057	0	8,057	**1,557,962**	18 29
2009	978,978	0	252,813	250,124	34,964	114,976	139,854	34,291	0	163,387	0	3,429	**1,972,815**	22 50
2010	1,075,800	0	263,571	770,542	53,790	189,610	76,651	6,051	0	182,214	0	2,017	**2,620,245**	24 71
2011	774,576	48,411	166,749	657,583	26,895	217,850	83,375	9,077	0	215,832	0	1,412	**2,201,759**	20 92
2012	505,626	0	134,475	1,036,802	43,032	80,685	94,133	5,043	0	182,886	650	0	**2,083,332**	21 14
2013	215,160	16,137	26,895	350,980	86,064	24,206	43,032	0	0	67,910	0	0	**830,383**	21 22
2014	0	0	0	0	0	0	0	0	0	0	0	0	**0**	
2015	0	0	0	0	0	0	0	0	0	0	0	0	**0**	
2016	0	0	0	0	0	0	0	0	0	0	0	0	**0**	
2017	0	0	0	0	0	0	0	0	0	0	0	0	**0**	
2018	0	0	0	0	0	0	0	0	0	0	0	0	**0**	
2019	0	0	0	0	0	0	0	0	0	0	0	0	**0**	
Total	**5,432,790**	**64,548**	**1,495,362**	**3,094,270**	**419,562**	**808,867**	**719,441**	**134,139**	**115,817**	**1,352,133**	**650**	**18,321**	**13,655,901**	20 46

Data source: ARCOS (2006-2014) and Defendant Distribution Data (Walgreens 1/2006 - 3/2014)

Walgreens # 03185 (1/1996 to 12/2017)
DEA: BW4472988
825 Market Street
San Francisco, CA 94103

Walgreen Co Oxycodone Shipments to Walgreens # 03185, by Strength
(Total Drug Base Weight in Milligram)

Strength Year\	80	60	40	30	20	15	10	7.5	5.35	5	4.8355	Other	Total	Avg. Str
1996	0	0	0	0	0	0	0	0	0	0	0	0	**0**	
1997	0	0	0	0	0	0	0	0	0	0	0	0	**0**	
1998	0	0	0	0	0	0	0	0	0	0	0	0	**0**	
1999	0	0	0	0	0	0	0	0	0	0	0	0	**0**	
2000	0	0	0	0	0	0	0	0	0	0	0	0	**0**	
2001	0	0	0	0	0	0	0	0	0	0	0	0	**0**	
2002	0	0	0	0	0	0	0	0	0	0	0	0	**0**	
2003	0	0	0	0	0	0	0	0	0	0	0	0	**0**	
2004	0	0	0	0	0	0	0	0	0	0	0	0	**0**	
2005	0	0	0	0	0	0	0	0	0	0	0	0	**0**	
2006	394,460	0	114,752	8,069	35,860	26,895	44,825	13,448	0	145,677	0	1,210	**785,196**	16 66
2007	365,772	0	143,440	2,690	51,997	16,137	57,376	15,465	48,917	104,887	0	1,061	**807,740**	16 18
2008	494,868	0	175,714	8,069	28,688	77,996	86,064	24,206	28,295	109,371	0	5,371	**1,038,641**	18 29
2009	652,652	0	168,542	166,749	23,309	76,651	93,236	22,861	0	108,925	0	2,286	**1,315,210**	22 50
2010	717,200	0	175,714	513,695	35,860	126,407	51,101	4,034	0	121,476	0	1,345	**1,746,830**	24 71
2011	516,384	32,274	111,166	438,389	17,930	145,233	55,583	6,051	0	143,888	0	941	**1,467,839**	20 92
2012	337,084	0	89,650	691,202	28,688	53,790	62,755	3,362	0	121,924	434	0	**1,388,888**	21 14
2013	143,440	10,758	17,930	233,987	57,376	16,137	28,688	0	0	45,273	0	0	**553,589**	21 22
2014	0	0	0	0	0	0	0	0	0	0	0	0	**0**	
2015	0	0	0	0	0	0	0	0	0	0	0	0	**0**	
2016	0	0	0	0	0	0	0	0	0	0	0	0	**0**	
2017	0	0	0	0	0	0	0	0	0	0	0	0	**0**	
2018	0	0	0	0	0	0	0	0	0	0	0	0	**0**	
2019	0	0	0	0	0	0	0	0	0	0	0	0	**0**	
Total	**3,621,860**	**43,032**	**996,908**	**2,062,847**	**279,708**	**539,245**	**479,628**	**89,426**	**77,211**	**901,422**	**434**	**12,214**	**9,103,934**	20 46

Data source: ARCOS (2006-2014) and Defendant Distribution Data (Walgreens 1/2006 - 3/2014)

Walgreens # 03185 (1/1996 to 12/2017)
DEA: BW4472988
825 Market Street
San Francisco, CA 94103

Anda, Inc Hydrocodone Shipments to Walgreens # 03185

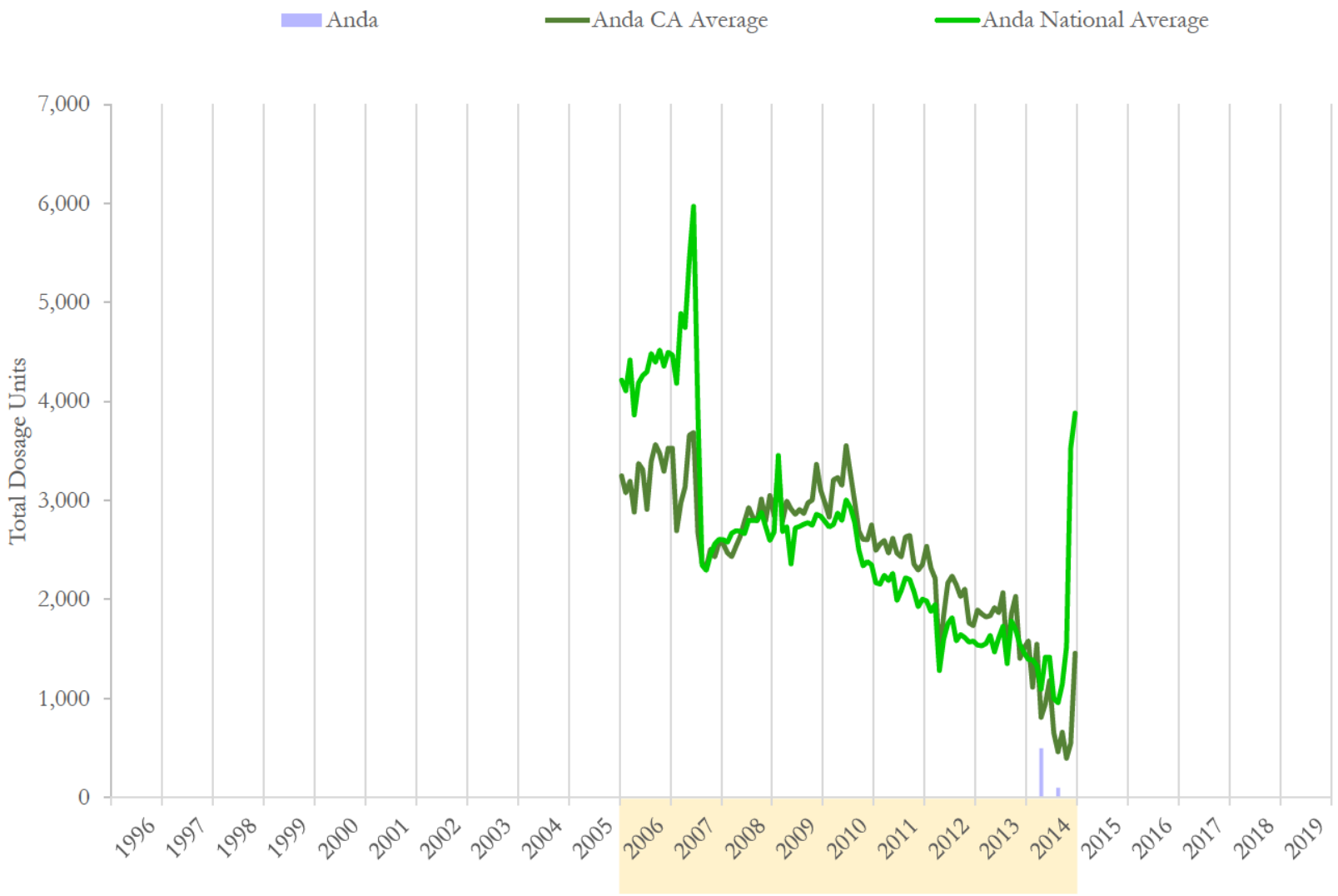

National and state averages reflect hydrocodone shipped from Anda, Inc to all active pharmacies each month.
Data source: ARCOS (2006-2014) and Defendant Distribution Data (Anda 12/1996 - 1/2015)

Walgreens # 03185 (1/1996 to 12/2017)
DEA: BW4472988
825 Market Street
San Francisco, CA 94103

Anda, Inc Hydrocodone Shipments to Walgreens # 03185

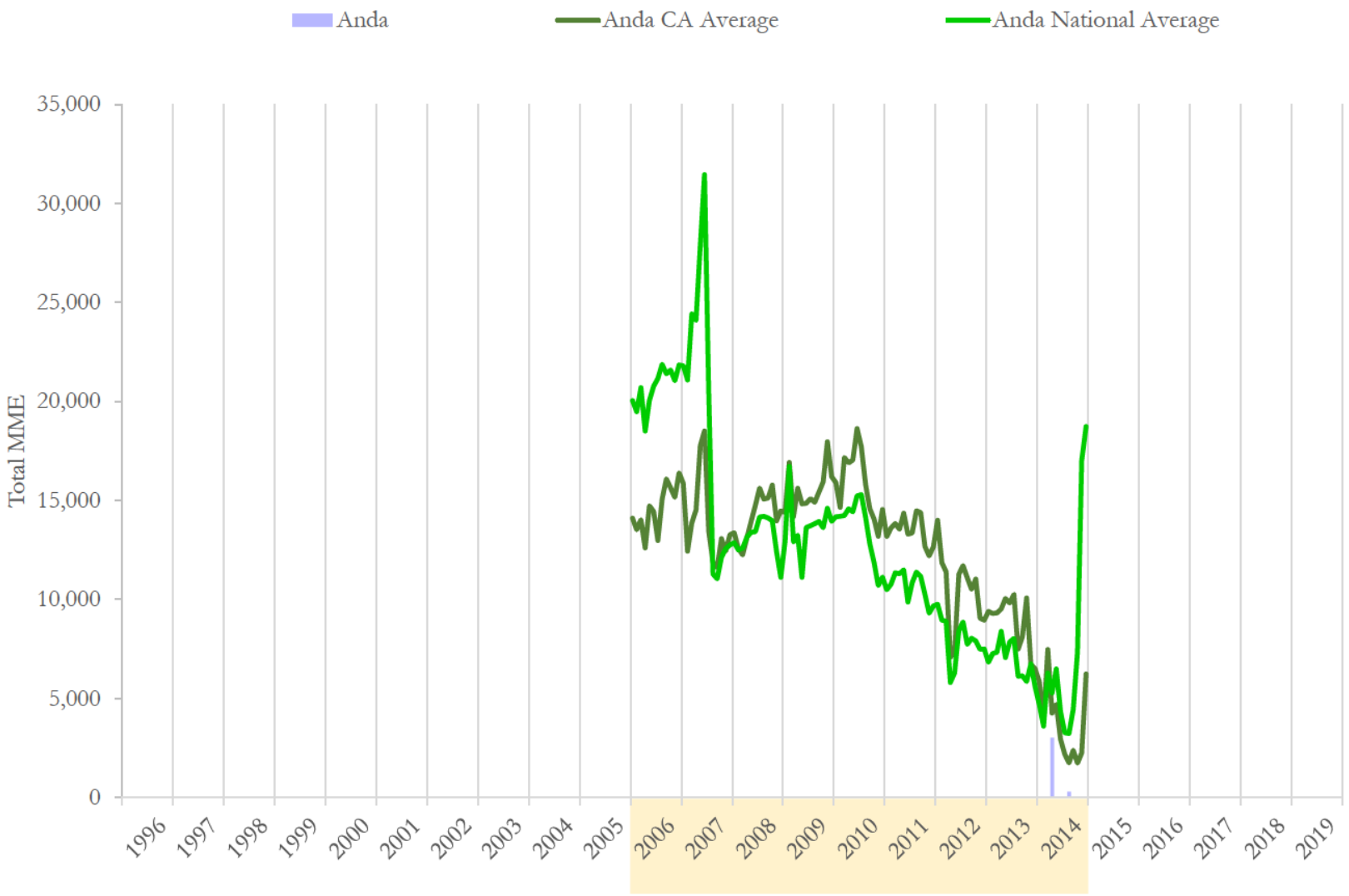

National and state averages reflect hydrocodone shipped from Anda, Inc to all active pharmacies each month.
Data source: ARCOS (2006-2014) and Defendant Distribution Data (Anda 12/1996 - 1/2015)

Walgreens # 03185 (1/1996 to 12/2017)
DEA: BW4472988
825 Market Street
San Francisco, CA 94103

Anda, Inc Hydrocodone Shipments to Walgreens # 03185

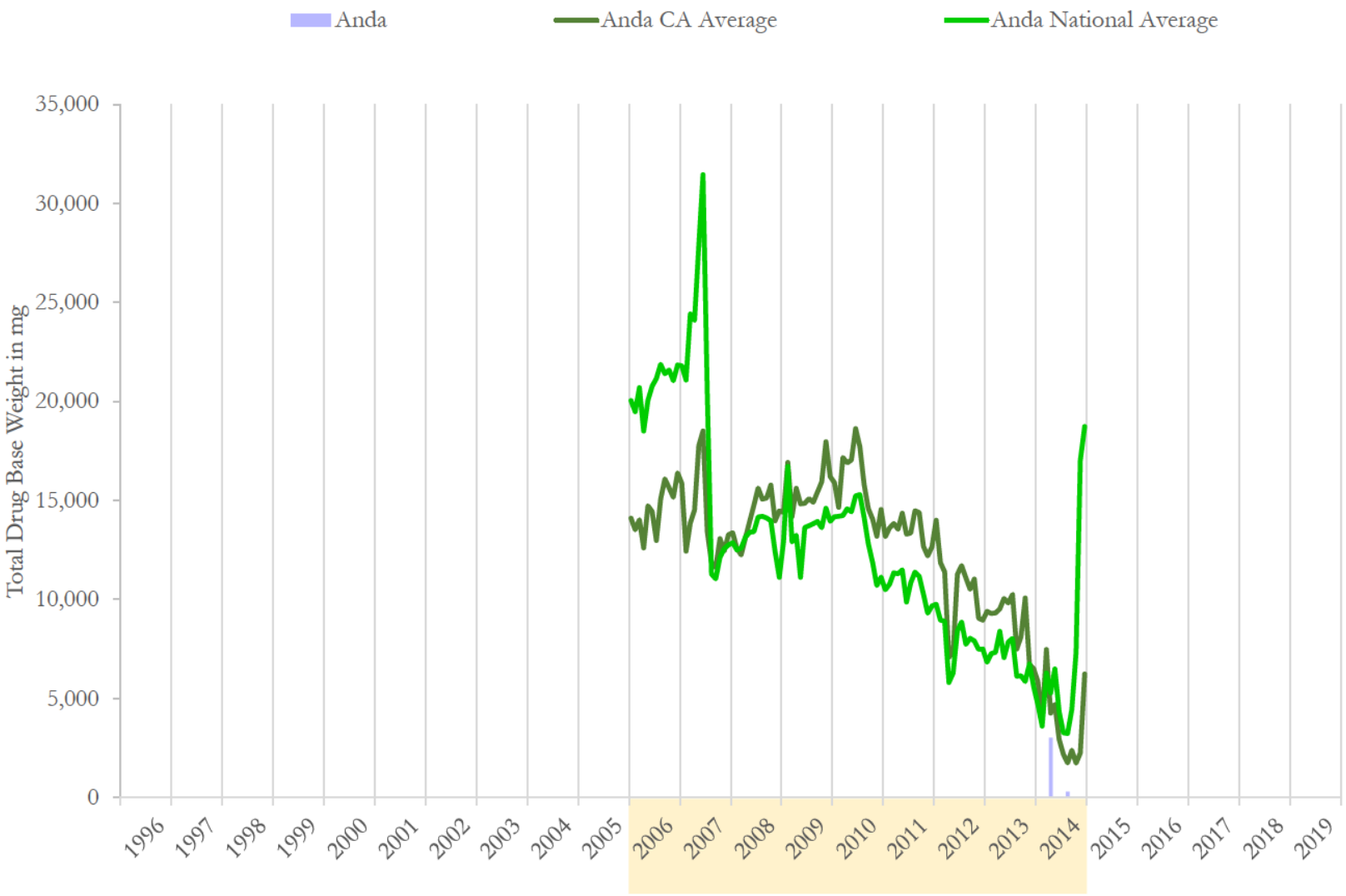

National and state averages reflect hydrocodone shipped from Anda, Inc to all active pharmacies each month.
Data source: ARCOS (2006-2014) and Defendant Distribution Data (Anda 12/1996 - 1/2015)

Anda, Inc Hydrocodone Shipments to Walgreens # 03185

	Dosage Units		MME		Drug Base Weight in mg	
Date	Anda	% Change	Anda	% Change	Anda	% Change
01/2014	0	n/a	0	n/a	0	n/a
02/2014	0	n/a	0	n/a	0	n/a
03/2014	0	n/a	0	n/a	0	n/a
04/2014	500	n/a	3,027	n/a	3,027	n/a
05/2014	0	-100.0%	0	-100.0%	0	-100.0%
06/2014	0	n/a	0	n/a	0	n/a
07/2014	0	n/a	0	n/a	0	n/a
08/2014	100	n/a	303	n/a	303	n/a
09/2014	0	-100.0%	0	-100.0%	0	-100.0%
10/2014	0	n/a	0	n/a	0	n/a
11/2014	0	n/a	0	n/a	0	n/a
12/2014	0	n/a	0	n/a	0	n/a
01/2015	0	n/a	0	n/a	0	n/a
02/2015	0	n/a	0	n/a	0	n/a
03/2015	0	n/a	0	n/a	0	n/a
04/2015	0	n/a	0	n/a	0	n/a
05/2015	0	n/a	0	n/a	0	n/a
06/2015	0	n/a	0	n/a	0	n/a
07/2015	0	n/a	0	n/a	0	n/a
08/2015	0	n/a	0	n/a	0	n/a
09/2015	0	n/a	0	n/a	0	n/a
10/2015	0	n/a	0	n/a	0	n/a
11/2015	0	n/a	0	n/a	0	n/a
12/2015	0	n/a	0	n/a	0	n/a

Data source: ARCOS (2006-2014) and Defendant Distribution Data (Anda 12/1996 - 1/2015)

Walgreens # 03185 (1/1996 to 12/2017)
DEA: BW4472988
825 Market Street
San Francisco, CA 94103

Anda, Inc Hydrocodone Shipments to Walgreens # 03185

	Dosage Units		MME		Drug Base Weight in mg	
Date	**Anda**	**% Change**	**Anda**	**% Change**	**Anda**	**% Change**
1996	0		0		0	
1997	0	n/a	0	n/a	0	n/a
1998	0	n/a	0	n/a	0	n/a
1999	0	n/a	0	n/a	0	n/a
2000	0	n/a	0	n/a	0	n/a
2001	0	n/a	0	n/a	0	n/a
2002	0	n/a	0	n/a	0	n/a
2003	0	n/a	0	n/a	0	n/a
2004	0	n/a	0	n/a	0	n/a
2005	0	n/a	0	n/a	0	n/a
2006	0	n/a	0	n/a	0	n/a
2007	0	n/a	0	n/a	0	n/a
2008	0	n/a	0	n/a	0	n/a
2009	0	n/a	0	n/a	0	n/a
2010	0	n/a	0	n/a	0	n/a
2011	0	n/a	0	n/a	0	n/a
2012	0	n/a	0	n/a	0	n/a
2013	0	n/a	0	n/a	0	n/a
2014	600	n/a	3,330	n/a	3,330	n/a
2015	0	-100.0%	0	-100.0%	0	-100.0%
2016	0	n/a	0	n/a	0	n/a
2017	0	n/a	0	n/a	0	n/a
2018	0	n/a	0	n/a	0	n/a
2019	0	n/a	0	n/a	0	n/a
Total	**600**		**3,330**		**3,330**	

Data source: ARCOS (2006-2014) and Defendant Distribution Data (Anda 12/1996 - 1/2015)

Walgreens # 03185 (1/1996 to 12/2017)
DEA: BW4472988
825 Market Street
San Francisco, CA 94103

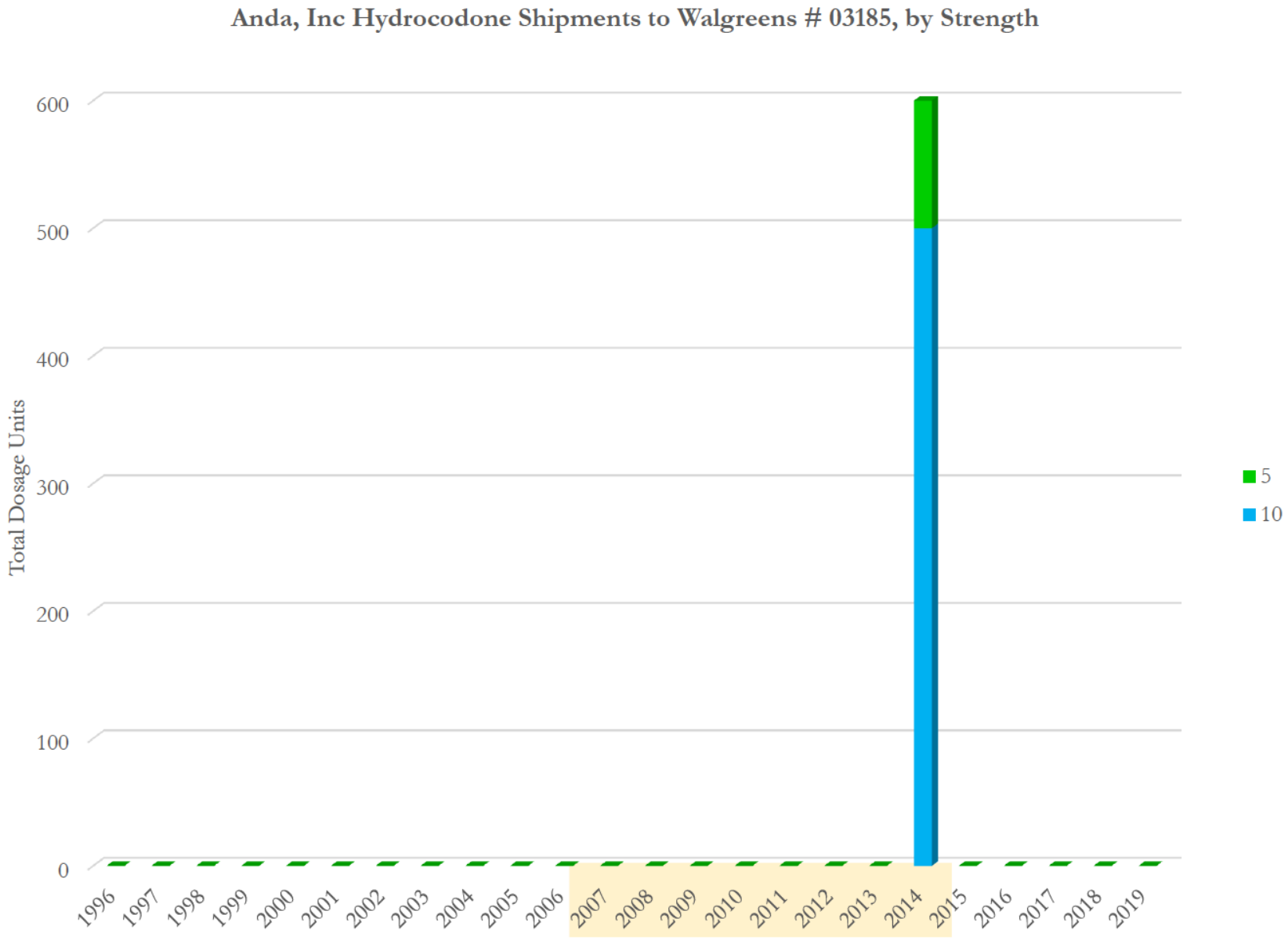

Data source: ARCOS (2006-2014) and Defendant Distribution Data (Anda 12/1996 - 1/2015)

Walgreens # 03185 (1/1996 to 12/2017)
DEA: BW4472988
825 Market Street
San Francisco, CA 94103

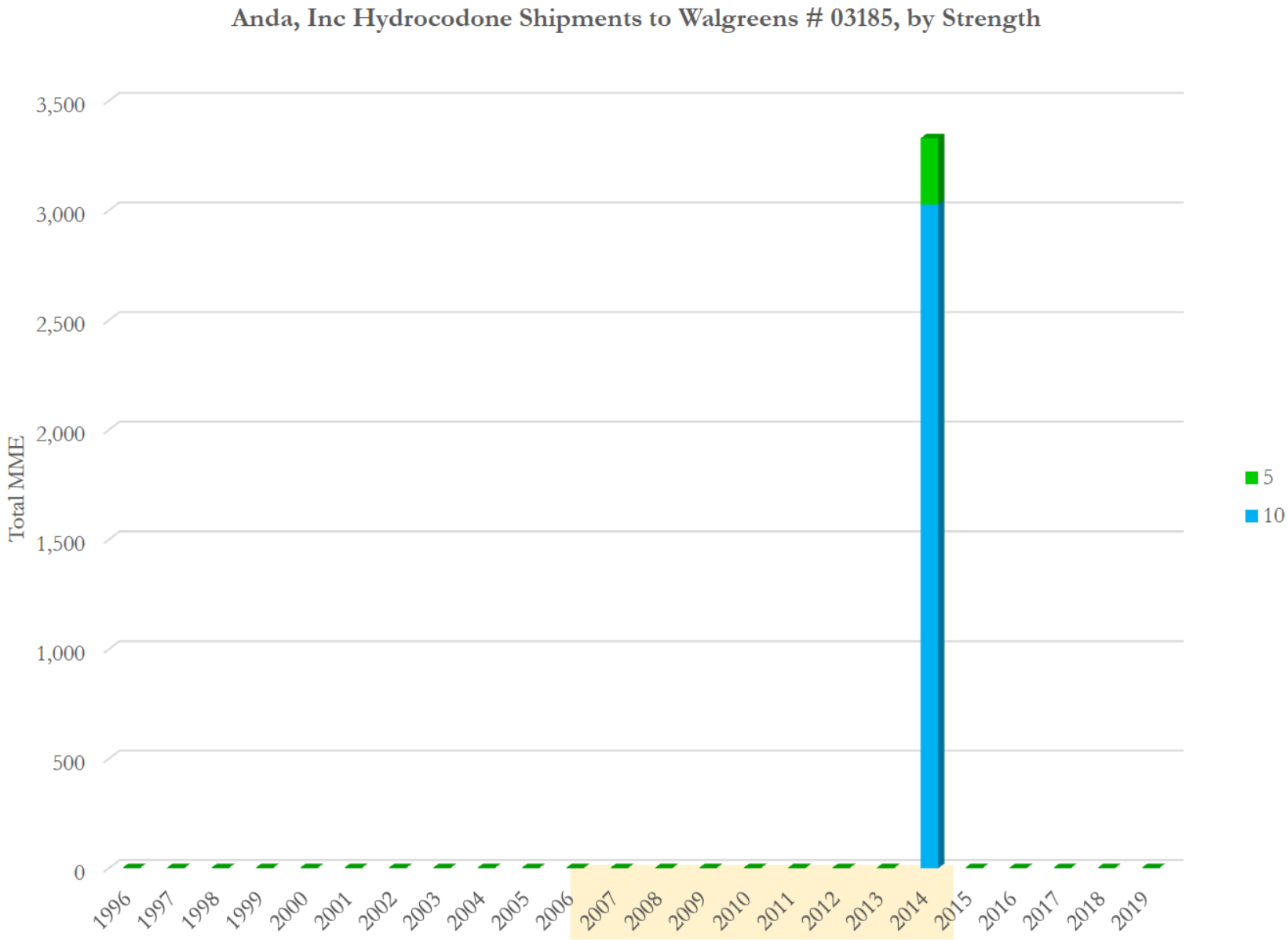

Data source: ARCOS (2006-2014) and Defendant Distribution Data (Anda 12/1996 - 1/2015)

Walgreens # 03185 (1/1996 to 12/2017)
DEA: BW4472988
825 Market Street
San Francisco, CA 94103

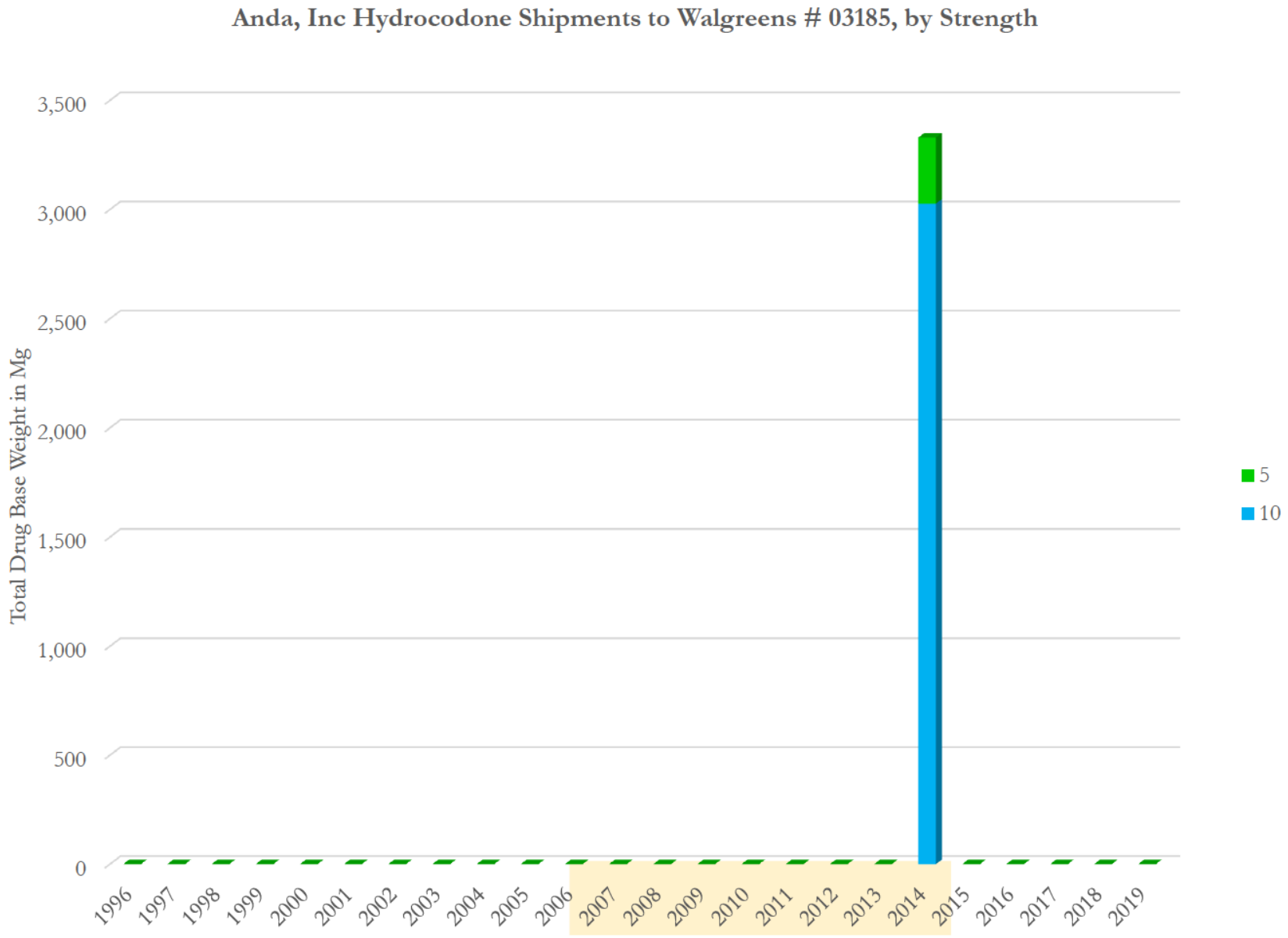

Data source: ARCOS (2006-2014) and Defendant Distribution Data (Anda 12/1996 - 1/2015)

Anda, Inc Hydrocodone Shipments to Walgreens # 03185, by Strength
(Total Dosage Units)

Strength Year\	10	5	Total	Avg. Str
1996	0	0	**0**	
1997	0	0	**0**	
1998	0	0	**0**	
1999	0	0	**0**	
2000	0	0	**0**	
2001	0	0	**0**	
2002	0	0	**0**	
2003	0	0	**0**	
2004	0	0	**0**	
2005	0	0	**0**	
2006	0	0	**0**	
2007	0	0	**0**	
2008	0	0	**0**	
2009	0	0	**0**	
2010	0	0	**0**	
2011	0	0	**0**	
2012	0	0	**0**	
2013	0	0	**0**	
2014	500	100	**600**	9.17
2015	0	0	**0**	
2016	0	0	**0**	
2017	0	0	**0**	
2018	0	0	**0**	
2019	0	0	**0**	
Total	**500**	**100**	**600**	9.17

Data source: ARCOS (2006-2014) and Defendant Distribution Data (Anda 12/1996 - 1/2015)

Anda, Inc Hydrocodone Shipments to Walgreens # 03185, by Strength
(Total MME)

Strength Year\	10	5	Total	Avg. Str
1996	0	0	**0**	
1997	0	0	**0**	
1998	0	0	**0**	
1999	0	0	**0**	
2000	0	0	**0**	
2001	0	0	**0**	
2002	0	0	**0**	
2003	0	0	**0**	
2004	0	0	**0**	
2005	0	0	**0**	
2006	0	0	**0**	
2007	0	0	**0**	
2008	0	0	**0**	
2009	0	0	**0**	
2010	0	0	**0**	
2011	0	0	**0**	
2012	0	0	**0**	
2013	0	0	**0**	
2014	3,027	303	**3,330**	9.17
2015	0	0	**0**	
2016	0	0	**0**	
2017	0	0	**0**	
2018	0	0	**0**	
2019	0	0	**0**	
Total	**3,027**	**303**	**3,330**	9.17

Data source: ARCOS (2006-2014) and Defendant Distribution Data (Anda 12/1996 - 1/2015)

Anda, Inc Hydrocodone Shipments to Walgreens # 03185, by Strength
(Total Drug Base Weight in Milligram)

Strength Year\	10	5	Total	Avg. Str
1996	0	0	**0**	
1997	0	0	**0**	
1998	0	0	**0**	
1999	0	0	**0**	
2000	0	0	**0**	
2001	0	0	**0**	
2002	0	0	**0**	
2003	0	0	**0**	
2004	0	0	**0**	
2005	0	0	**0**	
2006	0	0	**0**	
2007	0	0	**0**	
2008	0	0	**0**	
2009	0	0	**0**	
2010	0	0	**0**	
2011	0	0	**0**	
2012	0	0	**0**	
2013	0	0	**0**	
2014	3,027	303	**3,330**	9.17
2015	0	0	**0**	
2016	0	0	**0**	
2017	0	0	**0**	
2018	0	0	**0**	
2019	0	0	**0**	
Total	**3,027**	**303**	**3,330**	9.17

Data source: ARCOS (2006-2014) and Defendant Distribution Data (Anda 12/1996 - 1/2015)

Walgreens # 03185 (1/1996 to 12/2017)
DEA: BW4472988
825 Market Street
San Francisco, CA 94103

Walgreen Co Hydrocodone Shipments to Walgreens # 03185

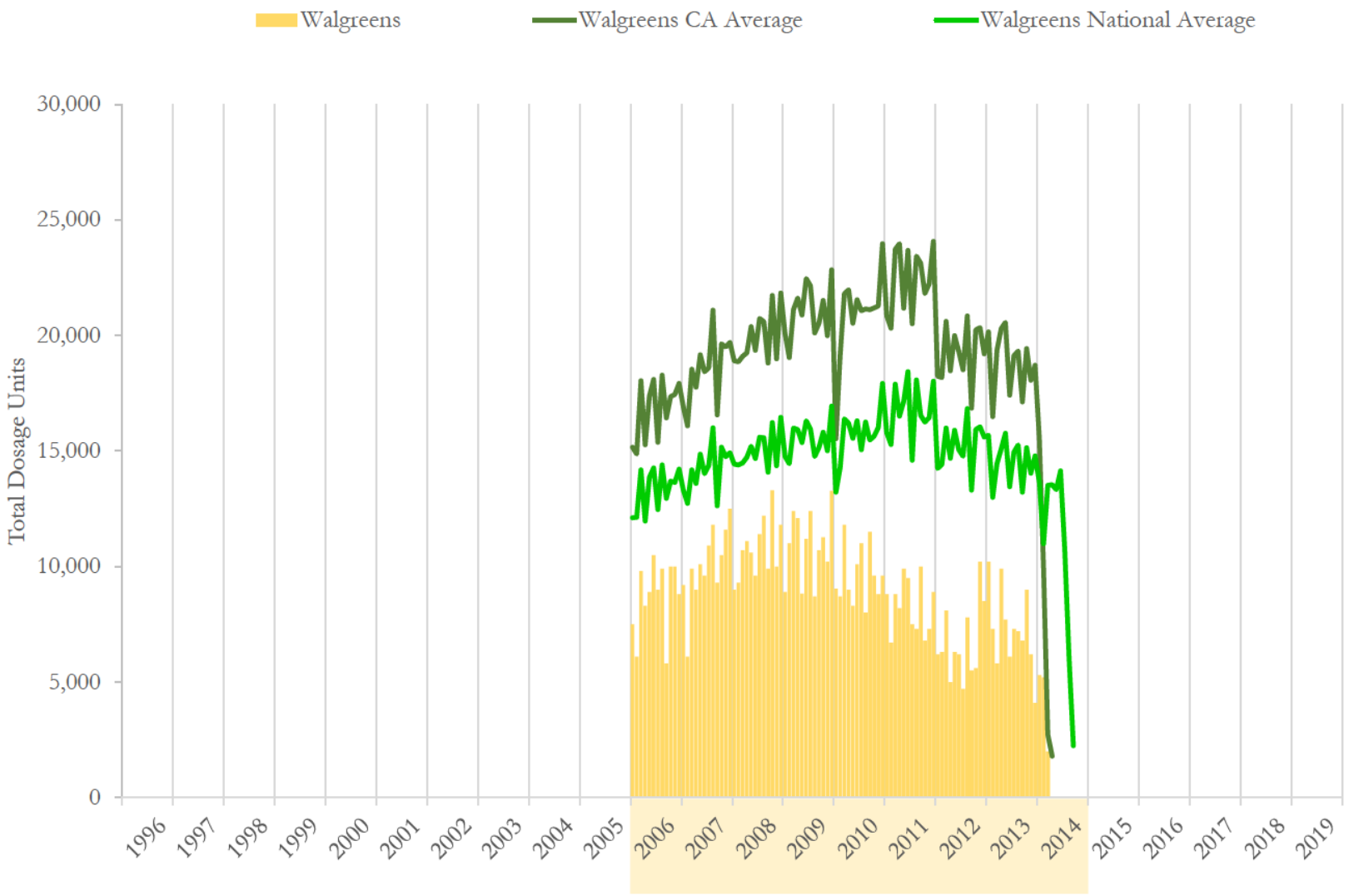

National and state averages reflect hydrocodone shipped from Walgreen Co to all active pharmacies each month.
Data source: ARCOS (2006-2014) and Defendant Distribution Data (Walgreens 1/2006 - 3/2014)

Walgreens # 03185 (1/1996 to 12/2017)
DEA: BW4472988
825 Market Street
San Francisco, CA 94103

Walgreen Co Hydrocodone Shipments to Walgreens # 03185

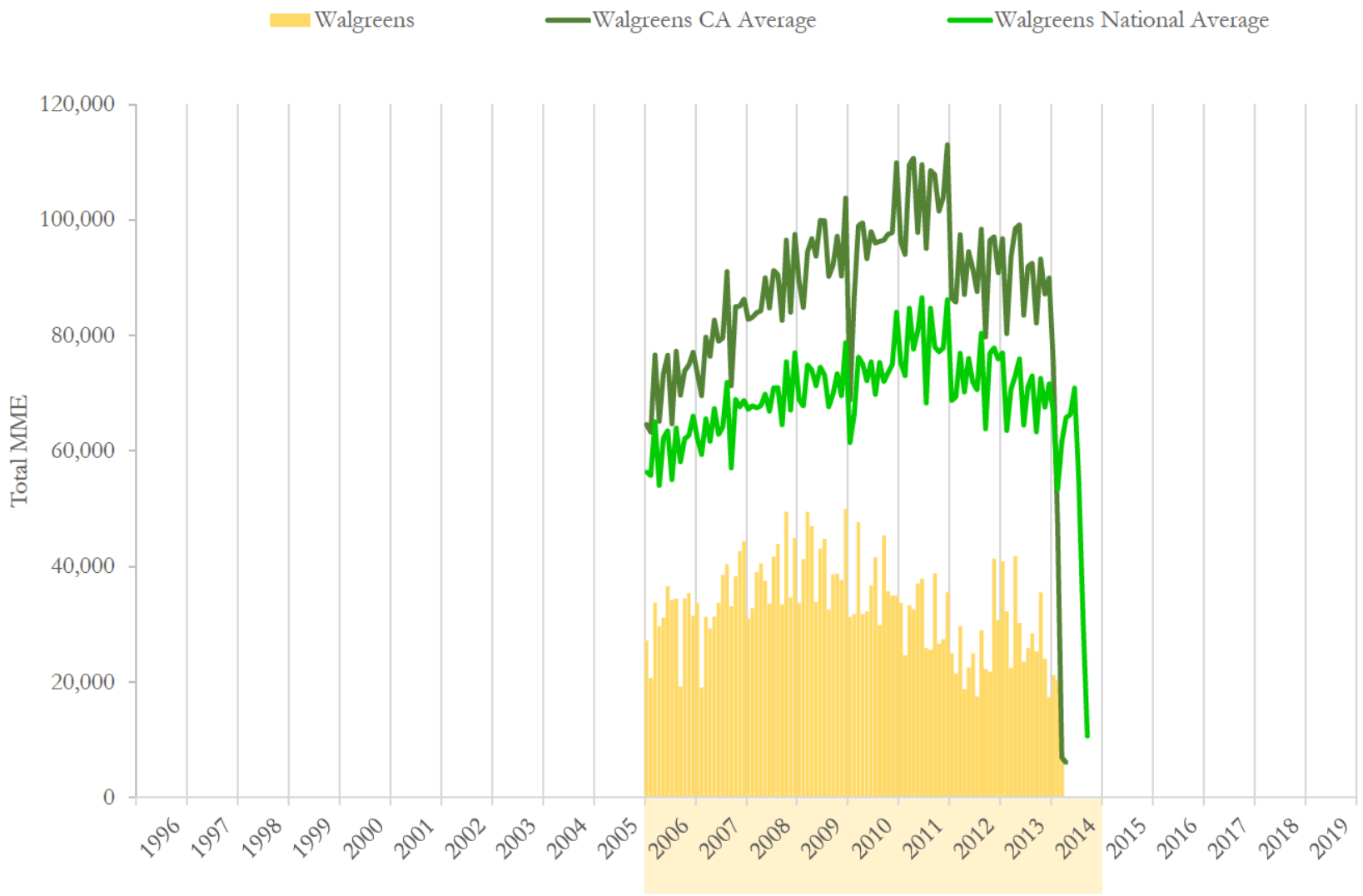

National and state averages reflect hydrocodone shipped from Walgreen Co to all active pharmacies each month.
Data source: ARCOS (2006-2014) and Defendant Distribution Data (Walgreens 1/2006 - 3/2014)

Walgreens # 03185 (1/1996 to 12/2017)
DEA: BW4472988
825 Market Street
San Francisco, CA 94103

Walgreen Co Hydrocodone Shipments to Walgreens # 03185

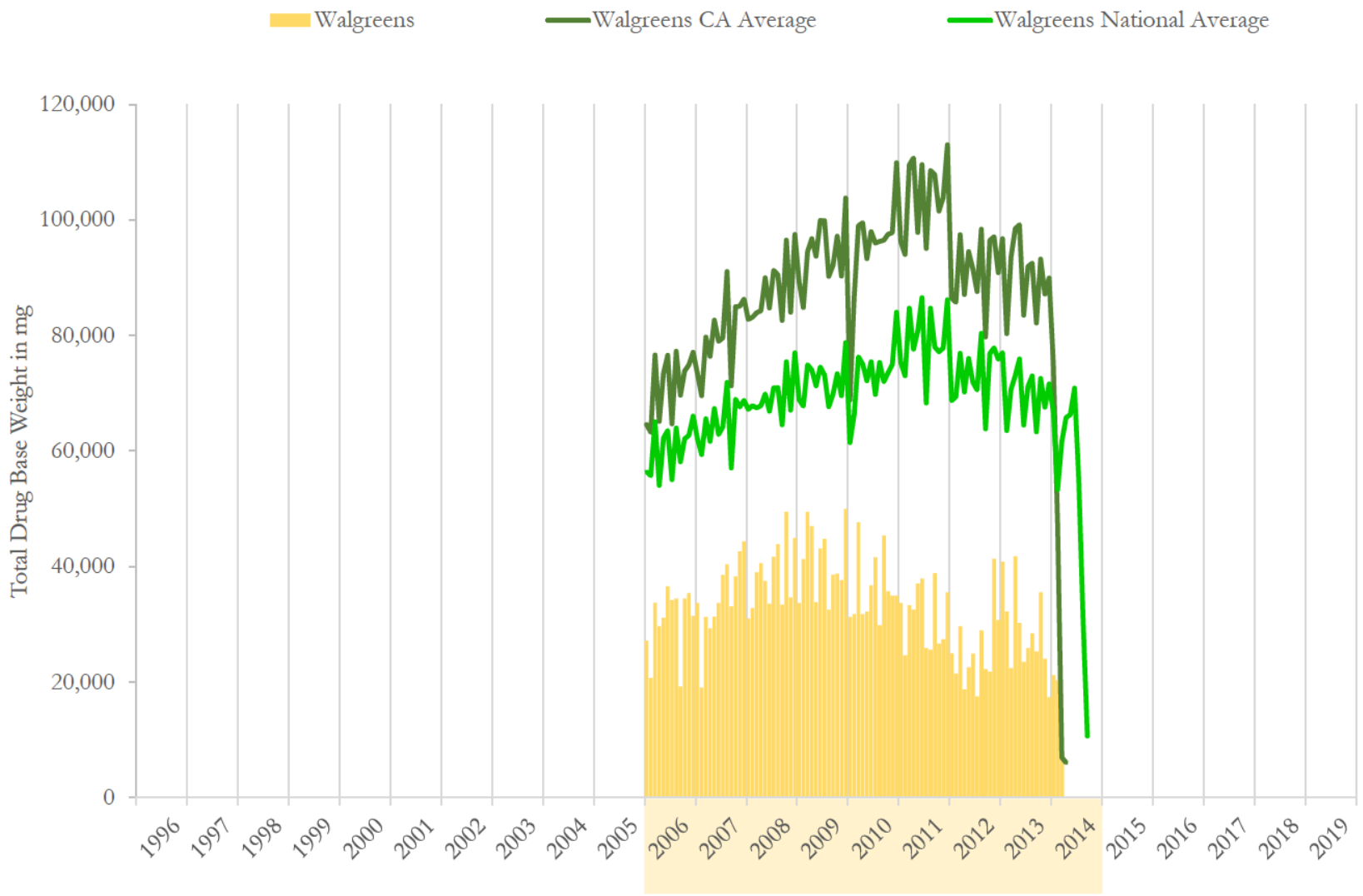

National and state averages reflect hydrocodone shipped from Walgreen Co to all active pharmacies each month.
Data source: ARCOS (2006-2014) and Defendant Distribution Data (Walgreens 1/2006 - 3/2014)

Walgreens # 03185 (1/1996 to 12/2017)
DEA: BW4472988
825 Market Street
San Francisco, CA 94103

Walgreen Co Hydrocodone Shipments to Walgreens # 03185

	Dosage Units		MME		Drug Base Weight in mg	
Date	Walgreens	% Change	Walgreens	% Change	Walgreens	% Change
01/2006	7,500	n/a	27,202	n/a	27,202	n/a
02/2006	6,100	-18.7%	20,735	-23.8%	20,735	-23.8%
03/2006	9,800	60.7%	33,743	62.7%	33,743	62.7%
04/2006	8,300	-15.3%	29,632	-12.2%	29,632	-12.2%
05/2006	8,900	7.2%	31,162	5.2%	31,162	5.2%
06/2006	10,500	18.0%	36,594	17.4%	36,594	17.4%
07/2006	9,000	-14.3%	34,172	-6.6%	34,172	-6.6%
08/2006	9,900	10.0%	34,483	0.9%	34,483	0.9%
09/2006	5,800	-41.4%	19,221	-44.3%	19,221	-44.3%
10/2006	10,000	72.4%	34,483	79.4%	34,483	79.4%
11/2006	10,000	0.0%	35,383	2.6%	35,383	2.6%
12/2006	8,800	-12.0%	31,440	-11.1%	31,440	-11.1%
01/2007	9,200	4.5%	33,686	7.1%	33,686	7.1%
02/2007	6,100	-33.7%	19,054	-43.4%	19,054	-43.4%
03/2007	9,900	62.3%	31,297	64.3%	31,297	64.3%
04/2007	9,000	-9.1%	29,297	-6.4%	29,297	-6.4%
05/2007	10,100	12.2%	31,329	6.9%	31,329	6.9%
06/2007	9,600	-5.0%	33,710	7.6%	33,710	7.6%
07/2007	10,900	13.5%	38,537	14.3%	38,537	14.3%
08/2007	11,800	8.3%	40,394	4.8%	40,394	4.8%
09/2007	9,300	-21.2%	33,113	-18.0%	33,113	-18.0%
10/2007	10,500	12.9%	38,275	15.6%	38,275	15.6%
11/2007	11,600	10.5%	42,632	11.4%	42,632	11.4%
12/2007	12,500	7.8%	44,346	4.0%	44,346	4.0%

Data source: ARCOS (2006-2014) and Defendant Distribution Data (Walgreens 1/2006 - 3/2014)

Walgreens # 03185 (1/1996 to 12/2017)
DEA: BW4472988
825 Market Street
San Francisco, CA 94103

Walgreen Co Hydrocodone Shipments to Walgreens # 03185

	Dosage Units		MME		Drug Base Weight in mg	
Date	Walgreens	% Change	Walgreens	% Change	Walgreens	% Change
01/2008	9,000	-28.0%	30,994	-30.1%	30,994	-30.1%
02/2008	9,300	3.3%	32,802	5.8%	32,802	5.8%
03/2008	10,700	15.1%	39,024	19.0%	39,024	19.0%
04/2008	11,100	3.7%	40,546	3.9%	40,546	3.9%
05/2008	10,600	-4.5%	37,502	-7.5%	37,502	-7.5%
06/2008	9,600	-9.4%	33,583	-10.4%	33,583	-10.4%
07/2008	11,400	18.8%	41,700	24.2%	41,700	24.2%
08/2008	12,200	7.0%	43,875	5.2%	43,875	5.2%
09/2008	9,900	-18.9%	33,416	-23.8%	33,416	-23.8%
10/2008	13,300	34.3%	49,491	48.1%	49,491	48.1%
11/2008	10,000	-24.8%	34,659	-30.0%	34,659	-30.0%
12/2008	11,800	18.0%	44,910	29.6%	44,910	29.6%
01/2009	8,900	-24.6%	33,686	-25.0%	33,686	-25.0%
02/2009	11,000	23.6%	41,270	22.5%	41,270	22.5%
03/2009	12,400	12.7%	49,483	19.9%	49,483	19.9%
04/2009	12,100	-2.4%	46,988	-5.0%	46,988	-5.0%
05/2009	8,820	-27.1%	33,840	-28.0%	33,840	-28.0%
06/2009	11,200	27.0%	43,135	27.5%	43,135	27.5%
07/2009	12,400	10.7%	44,800	3.9%	44,800	3.9%
08/2009	8,700	-29.8%	32,540	-27.4%	32,540	-27.4%
09/2009	10,700	23.0%	38,594	18.6%	38,594	18.6%
10/2009	11,260	5.2%	38,806	0.5%	38,806	0.5%
11/2009	10,220	-9.2%	37,656	-3.0%	37,656	-3.0%
12/2009	13,280	29.9%	49,976	32.7%	49,976	32.7%

Data source: ARCOS (2006-2014) and Defendant Distribution Data (Walgreens 1/2006 - 3/2014)

Walgreens # 03185 (1/1996 to 12/2017)
DEA: BW4472988
825 Market Street
San Francisco, CA 94103

Walgreen Co Hydrocodone Shipments to Walgreens # 03185

	Dosage Units		MME		Drug Base Weight in mg	
Date	Walgreens	% Change	Walgreens	% Change	Walgreens	% Change
01/2010	9,040	-31.9%	31,269	-37.4%	31,269	-37.4%
02/2010	8,700	-3.8%	31,767	1.6%	31,767	1.6%
03/2010	11,800	35.6%	47,667	50.1%	47,667	50.1%
04/2010	9,000	-23.7%	31,767	-33.4%	31,767	-33.4%
05/2010	8,300	-7.8%	32,205	1.4%	32,205	1.4%
06/2010	10,100	21.7%	36,778	14.2%	36,778	14.2%
07/2010	11,000	8.9%	41,613	13.1%	41,613	13.1%
08/2010	8,000	-27.3%	29,808	-28.4%	29,808	-28.4%
09/2010	11,500	43.8%	45,397	52.3%	45,397	52.3%
10/2010	9,600	-16.5%	35,719	-21.3%	35,719	-21.3%
11/2010	8,800	-8.3%	34,937	-2.2%	34,937	-2.2%
12/2010	9,600	9.1%	34,962	0.1%	34,962	0.1%
01/2011	8,800	-8.3%	33,694	-3.6%	33,694	-3.6%
02/2011	6,700	-23.9%	24,605	-27.0%	24,605	-27.0%
03/2011	8,800	31.3%	33,265	35.2%	33,265	35.2%
04/2011	8,200	-6.8%	32,532	-2.2%	32,532	-2.2%
05/2011	9,900	20.7%	37,081	14.0%	37,081	14.0%
06/2011	9,500	-4.0%	37,948	2.3%	37,948	2.3%
07/2011	7,500	-21.1%	25,881	-31.8%	25,881	-31.8%
08/2011	7,300	-2.7%	25,578	-1.2%	25,578	-1.2%
09/2011	10,000	37.0%	38,897	52.1%	38,897	52.1%
10/2011	6,800	-32.0%	26,638	-31.5%	26,638	-31.5%
11/2011	7,300	7.4%	27,394	2.8%	27,394	2.8%
12/2011	8,900	21.9%	35,567	29.8%	35,567	29.8%

Data source: ARCOS (2006-2014) and Defendant Distribution Data (Walgreens 1/2006 - 3/2014)

Walgreens # 03185 (1/1996 to 12/2017)
DEA: BW4472988
825 Market Street
San Francisco, CA 94103

Walgreen Co Hydrocodone Shipments to Walgreens # 03185

	Dosage Units		MME		Drug Base Weight in mg	
Date	Walgreens	% Change	Walgreens	% Change	Walgreens	% Change
01/2012	6,200	-30.3%	24,973	-29.8%	24,973	-29.8%
02/2012	6,300	1.6%	21,492	-13.9%	21,492	-13.9%
03/2012	8,100	28.6%	29,648	38.0%	29,648	38.0%
04/2012	5,000	-38.3%	18,743	-36.8%	18,743	-36.8%
05/2012	6,300	26.0%	22,551	20.3%	22,551	20.3%
06/2012	6,200	-1.6%	24,965	10.7%	24,965	10.7%
07/2012	4,700	-24.2%	17,540	-29.7%	17,540	-29.7%
08/2012	7,800	66.0%	28,908	64.8%	28,908	64.8%
09/2012	5,500	-29.5%	22,208	-23.2%	22,208	-23.2%
10/2012	5,600	1.8%	21,794	-1.9%	21,794	-1.9%
11/2012	10,200	82.1%	41,319	89.6%	41,319	89.6%
12/2012	8,500	-16.7%	30,724	-25.6%	30,724	-25.6%
01/2013	10,200	20.0%	40,856	33.0%	40,856	33.0%
02/2013	7,300	-28.4%	32,213	-21.2%	32,213	-21.2%
03/2013	5,800	-20.5%	22,392	-30.5%	22,392	-30.5%
04/2013	9,900	70.7%	41,748	86.4%	41,748	86.4%
05/2013	7,700	-22.2%	30,262	-27.5%	30,262	-27.5%
06/2013	6,100	-20.8%	23,459	-22.5%	23,459	-22.5%
07/2013	7,300	19.7%	25,881	10.3%	25,881	10.3%
08/2013	7,200	-1.4%	28,454	9.9%	28,454	9.9%
09/2013	6,800	-5.6%	25,275	-11.2%	25,275	-11.2%
10/2013	9,000	32.4%	35,551	40.7%	35,551	40.7%
11/2013	6,200	-31.1%	24,048	-32.4%	24,048	-32.4%
12/2013	4,100	-33.9%	17,389	-27.7%	17,389	-27.7%

Data source: ARCOS (2006-2014) and Defendant Distribution Data (Walgreens 1/2006 - 3/2014)

Walgreen Co Hydrocodone Shipments to Walgreens # 03185

	Dosage Units		MME		Drug Base Weight in mg	
Date	Walgreens	% Change	Walgreens	% Change	Walgreens	% Change
01/2014	5,300	29.3%	21,173	21.8%	21,173	21.8%
02/2014	5,200	-1.9%	20,281	-4.2%	20,281	-4.2%
03/2014	2,000	-61.5%	7,568	-62.7%	7,568	-62.7%
04/2014	0	-100.0%	0	-100.0%	0	-100.0%
05/2014	0	n/a	0	n/a	0	n/a
06/2014	0	n/a	0	n/a	0	n/a
07/2014	0	n/a	0	n/a	0	n/a
08/2014	0	n/a	0	n/a	0	n/a
09/2014	0	n/a	0	n/a	0	n/a
10/2014	0	n/a	0	n/a	0	n/a
11/2014	0	n/a	0	n/a	0	n/a
12/2014	0	n/a	0	n/a	0	n/a
01/2015	0	n/a	0	n/a	0	n/a
02/2015	0	n/a	0	n/a	0	n/a
03/2015	0	n/a	0	n/a	0	n/a
04/2015	0	n/a	0	n/a	0	n/a
05/2015	0	n/a	0	n/a	0	n/a
06/2015	0	n/a	0	n/a	0	n/a
07/2015	0	n/a	0	n/a	0	n/a
08/2015	0	n/a	0	n/a	0	n/a
09/2015	0	n/a	0	n/a	0	n/a
10/2015	0	n/a	0	n/a	0	n/a
11/2015	0	n/a	0	n/a	0	n/a
12/2015	0	n/a	0	n/a	0	n/a

Data source: ARCOS (2006-2014) and Defendant Distribution Data (Walgreens 1/2006 - 3/2014)

Walgreens # 03185 (1/1996 to 12/2017)
DEA: BW4472988
825 Market Street
San Francisco, CA 94103

Walgreen Co Hydrocodone Shipments to Walgreens # 03185

	Dosage Units		MME		Drug Base Weight in mg	
Date	Walgreens	% Change	Walgreens	% Change	Walgreens	% Change
1996	0		0		0	
1997	0	n/a	0	n/a	0	n/a
1998	0	n/a	0	n/a	0	n/a
1999	0	n/a	0	n/a	0	n/a
2000	0	n/a	0	n/a	0	n/a
2001	0	n/a	0	n/a	0	n/a
2002	0	n/a	0	n/a	0	n/a
2003	0	n/a	0	n/a	0	n/a
2004	0	n/a	0	n/a	0	n/a
2005	0	n/a	0	n/a	0	n/a
2006	104,600	n/a	368,252	n/a	368,252	n/a
2007	120,500	15.2%	415,671	12.9%	415,671	12.9%
2008	128,900	7.0%	462,503	11.3%	462,503	11.3%
2009	130,980	1.6%	490,774	6.1%	490,774	6.1%
2010	115,440	-11.9%	433,889	-11.6%	433,889	-11.6%
2011	99,700	-13.6%	379,079	-12.6%	379,079	-12.6%
2012	80,400	-19.4%	304,865	-19.6%	304,865	-19.6%
2013	87,600	9.0%	347,529	14.0%	347,529	14.0%
2014	12,500	-85.7%	49,021	-85.9%	49,021	-85.9%
2015	0	-100.0%	0	-100.0%	0	-100.0%
2016	0	n/a	0	n/a	0	n/a
2017	0	n/a	0	n/a	0	n/a
2018	0	n/a	0	n/a	0	n/a
2019	0	n/a	0	n/a	0	n/a
Total	**880,620**		**3,251,584**		**3,251,584**	

Data source: ARCOS (2006-2014) and Defendant Distribution Data (Walgreens 1/2006 - 3/2014)

Walgreens # 03185 (1/1996 to 12/2017)
DEA: BW4472988
825 Market Street
San Francisco, CA 94103

Walgreen Co Hydrocodone Shipments to Walgreens # 03185, by Strength

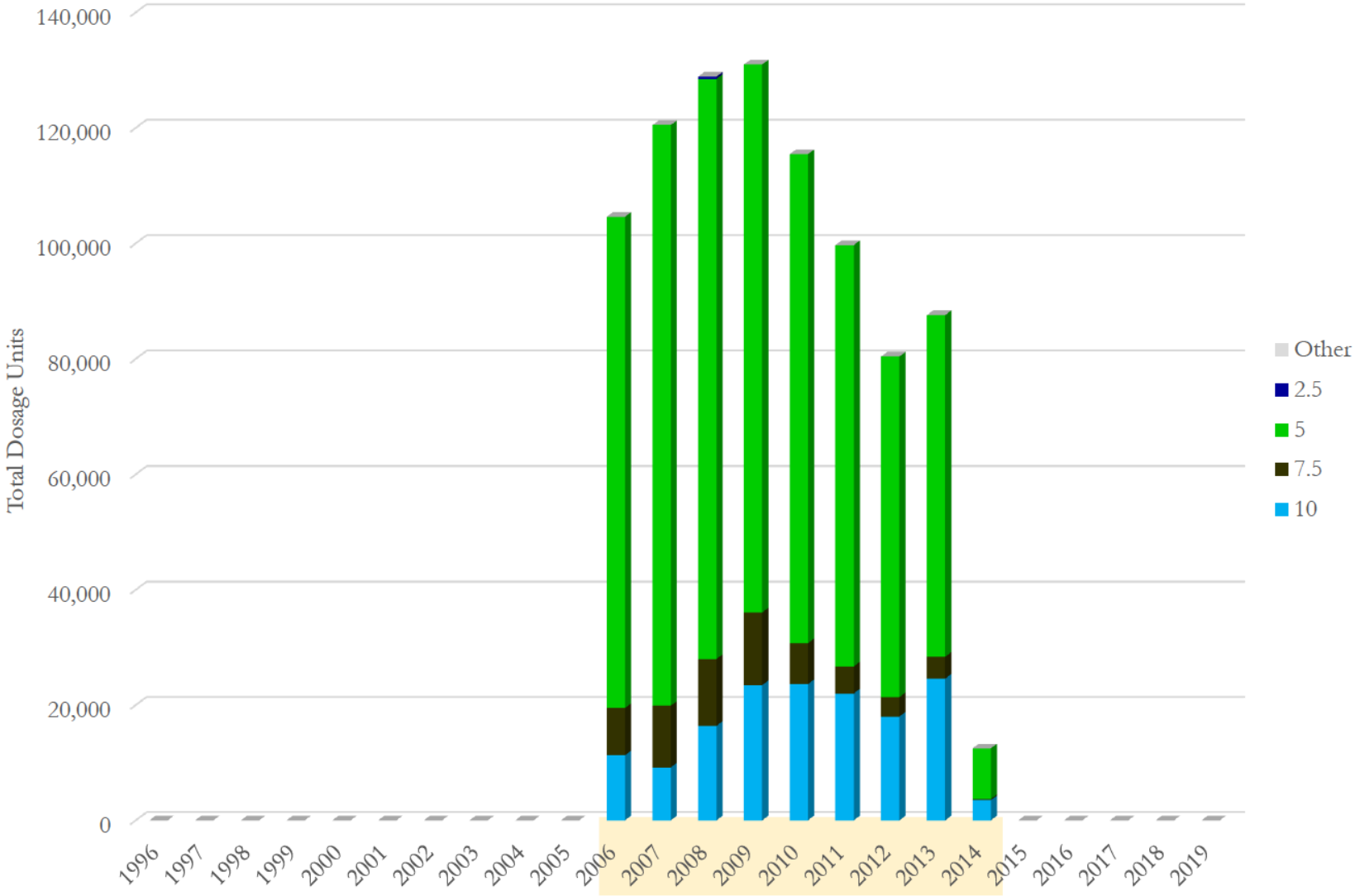

Data source: ARCOS (2006-2014) and Defendant Distribution Data (Walgreens 1/2006 - 3/2014)

Walgreens # 03185 (1/1996 to 12/2017)
DEA: BW4472988
825 Market Street
San Francisco, CA 94103

Walgreen Co Hydrocodone Shipments to Walgreens # 03185, by Strength

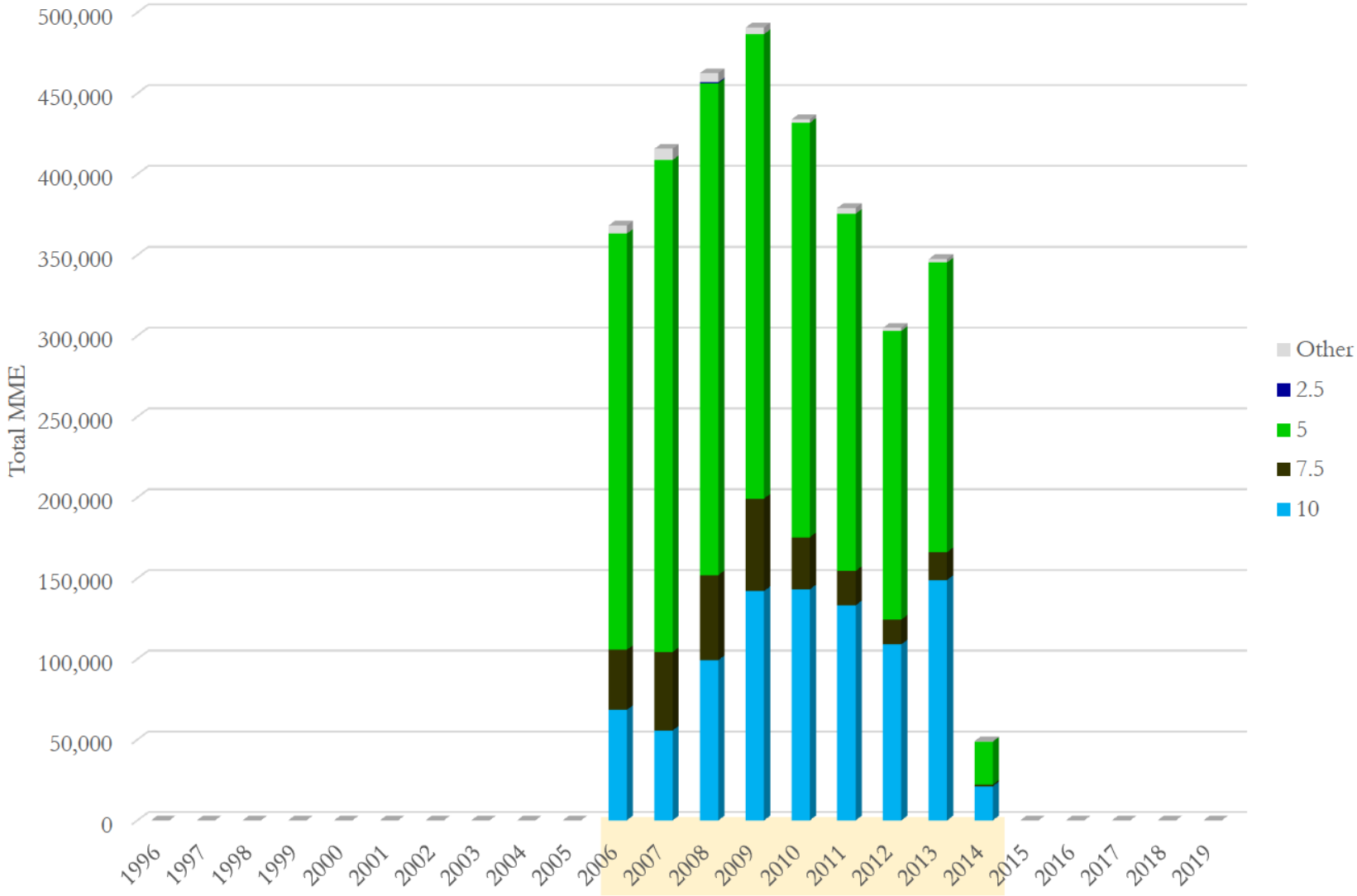

Data source: ARCOS (2006-2014) and Defendant Distribution Data (Walgreens 1/2006 - 3/2014)

Walgreens # 03185 (1/1996 to 12/2017)
DEA: BW4472988
825 Market Street
San Francisco, CA 94103

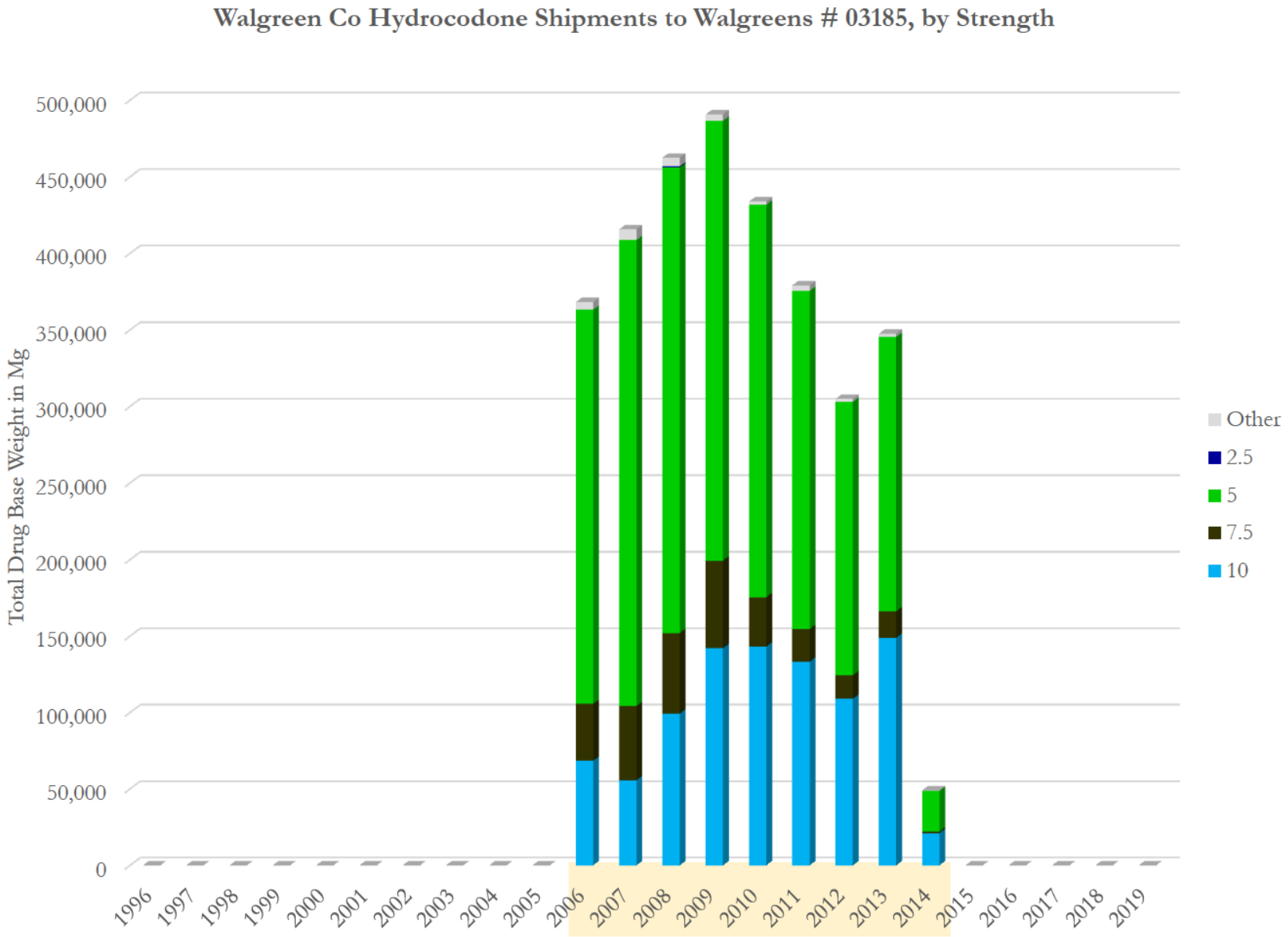

Data source: ARCOS (2006-2014) and Defendant Distribution Data (Walgreens 1/2006 - 3/2014)

Walgreens # 03185 (1/1996 to 12/2017)
DEA: BW4472988
825 Market Street
San Francisco, CA 94103

Walgreen Co Hydrocodone Shipments to Walgreens # 03185, by Strength
(Total Dosage Units)

Strength Year\	10	7.5	5	2.5	Other	Total	Avg. Str
1996	0	0	0	0	0	**0**	
1997	0	0	0	0	0	**0**	
1998	0	0	0	0	0	**0**	
1999	0	0	0	0	0	**0**	
2000	0	0	0	0	0	**0**	
2001	0	0	0	0	0	**0**	
2002	0	0	0	0	0	**0**	
2003	0	0	0	0	0	**0**	
2004	0	0	0	0	0	**0**	
2005	0	0	0	0	0	**0**	
2006	11,300	8,200	85,100	0	0	**104,600**	5.74
2007	9,200	10,700	100,600	0	0	**120,500**	5.60
2008	16,400	11,600	100,500	400	0	**128,900**	5.85
2009	23,480	12,600	94,900	0	0	**130,980**	6.14
2010	23,640	7,100	84,700	0	0	**115,440**	6.18
2011	22,000	4,700	73,000	0	0	**99,700**	6.22
2012	18,000	3,400	59,000	0	0	**80,400**	6.23
2013	24,600	3,800	59,200	0	0	**87,600**	6.51
2014	3,500	200	8,800	0	0	**12,500**	6.44
2015	0	0	0	0	0	**0**	
2016	0	0	0	0	0	**0**	
2017	0	0	0	0	0	**0**	
2018	0	0	0	0	0	**0**	
2019	0	0	0	0	0	**0**	
Total	**152,120**	**62,300**	**665,800**	**400**	**0**	**880,620**	6.04

Data source: ARCOS (2006-2014) and Defendant Distribution Data (Walgreens 1/2006 - 3/2014)

Walgreens # 03185 (1/1996 to 12/2017)
DEA: BW4472988
825 Market Street
San Francisco, CA 94103

Walgreen Co Hydrocodone Shipments to Walgreens # 03185, by Strength (Total MME)

Strength Year\	10	7.5	5	2.5	Other	Total	Avg. Str
1996	0	0	0	0	0	**0**	
1997	0	0	0	0	0	**0**	
1998	0	0	0	0	0	**0**	
1999	0	0	0	0	0	**0**	
2000	0	0	0	0	0	**0**	
2001	0	0	0	0	0	**0**	
2002	0	0	0	0	0	**0**	
2003	0	0	0	0	0	**0**	
2004	0	0	0	0	0	**0**	
2005	0	0	0	0	0	**0**	
2006	68,410	37,232	257,598	0	5,012	**368,252**	5.74
2007	55,697	48,583	304,516	0	6,874	**415,671**	5.60
2008	99,286	52,670	304,214	605	5,729	**462,503**	5.85
2009	142,148	57,210	287,262	0	4,153	**490,774**	6.14
2010	143,117	32,238	256,387	0	2,148	**433,889**	6.18
2011	133,188	21,340	220,971	0	3,580	**379,079**	6.22
2012	108,972	15,438	178,593	0	1,862	**304,865**	6.23
2013	148,928	17,254	179,198	0	2,148	**347,529**	6.51
2014	21,189	908	26,638	0	286	**49,021**	6.44
2015	0	0	0	0	0	**0**	
2016	0	0	0	0	0	**0**	
2017	0	0	0	0	0	**0**	
2018	0	0	0	0	0	**0**	
2019	0	0	0	0	0	**0**	
Total	**920,934**	**282,873**	**2,015,377**	**605**	**31,794**	**3,251,584**	6.04

Data source: ARCOS (2006-2014) and Defendant Distribution Data (Walgreens 1/2006 - 3/2014)

Walgreens # 03185 (1/1996 to 12/2017)
DEA: BW4472988
825 Market Street
San Francisco, CA 94103

Walgreen Co Hydrocodone Shipments to Walgreens # 03185, by Strength
(Total Drug Base Weight in Milligram)

Strength Year\	10	7.5	5	2.5	Other	Total	Avg. Str
1996	0	0	0	0	0	**0**	
1997	0	0	0	0	0	**0**	
1998	0	0	0	0	0	**0**	
1999	0	0	0	0	0	**0**	
2000	0	0	0	0	0	**0**	
2001	0	0	0	0	0	**0**	
2002	0	0	0	0	0	**0**	
2003	0	0	0	0	0	**0**	
2004	0	0	0	0	0	**0**	
2005	0	0	0	0	0	**0**	
2006	68,410	37,232	257,598	0	5,012	**368,252**	5.74
2007	55,697	48,583	304,516	0	6,874	**415,671**	5.60
2008	99,286	52,670	304,214	605	5,729	**462,503**	5.85
2009	142,148	57,210	287,262	0	4,153	**490,774**	6.14
2010	143,117	32,238	256,387	0	2,148	**433,889**	6.18
2011	133,188	21,340	220,971	0	3,580	**379,079**	6.22
2012	108,972	15,438	178,593	0	1,862	**304,865**	6.23
2013	148,928	17,254	179,198	0	2,148	**347,529**	6.51
2014	21,189	908	26,638	0	286	**49,021**	6.44
2015	0	0	0	0	0	**0**	
2016	0	0	0	0	0	**0**	
2017	0	0	0	0	0	**0**	
2018	0	0	0	0	0	**0**	
2019	0	0	0	0	0	**0**	
Total	**920,934**	**282,873**	**2,015,377**	**605**	**31,794**	**3,251,584**	6.04

Data source: ARCOS (2006-2014) and Defendant Distribution Data (Walgreens 1/2006 - 3/2014)

Walgreens # 02153 (1/1996 to 12/2017)
DEA: BW2345177
790 Van Ness Ave
San Francisco, CA 94102

Walgreen Co Oxycodone Shipments to Walgreens # 02153

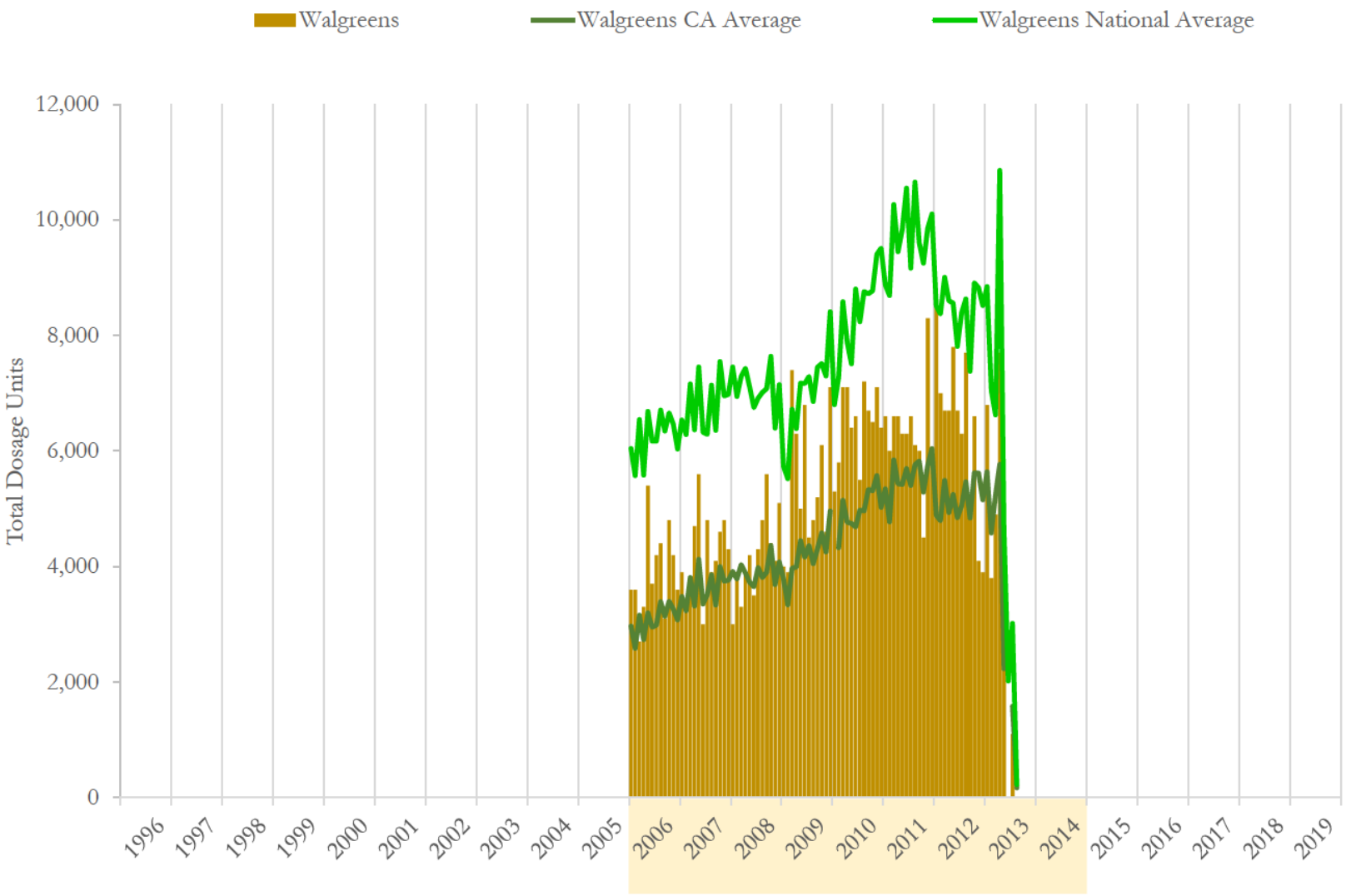

National and state averages reflect oxycodone shipped from Walgreen Co to all active pharmacies each month.
Data source: ARCOS (2006-2014) and Defendant Distribution Data (Walgreens 1/2006 - 3/2014)

Walgreens # 02153 (1/1996 to 12/2017)
DEA: BW2345177
790 Van Ness Ave
San Francisco, CA 94102

Walgreen Co Oxycodone Shipments to Walgreens # 02153

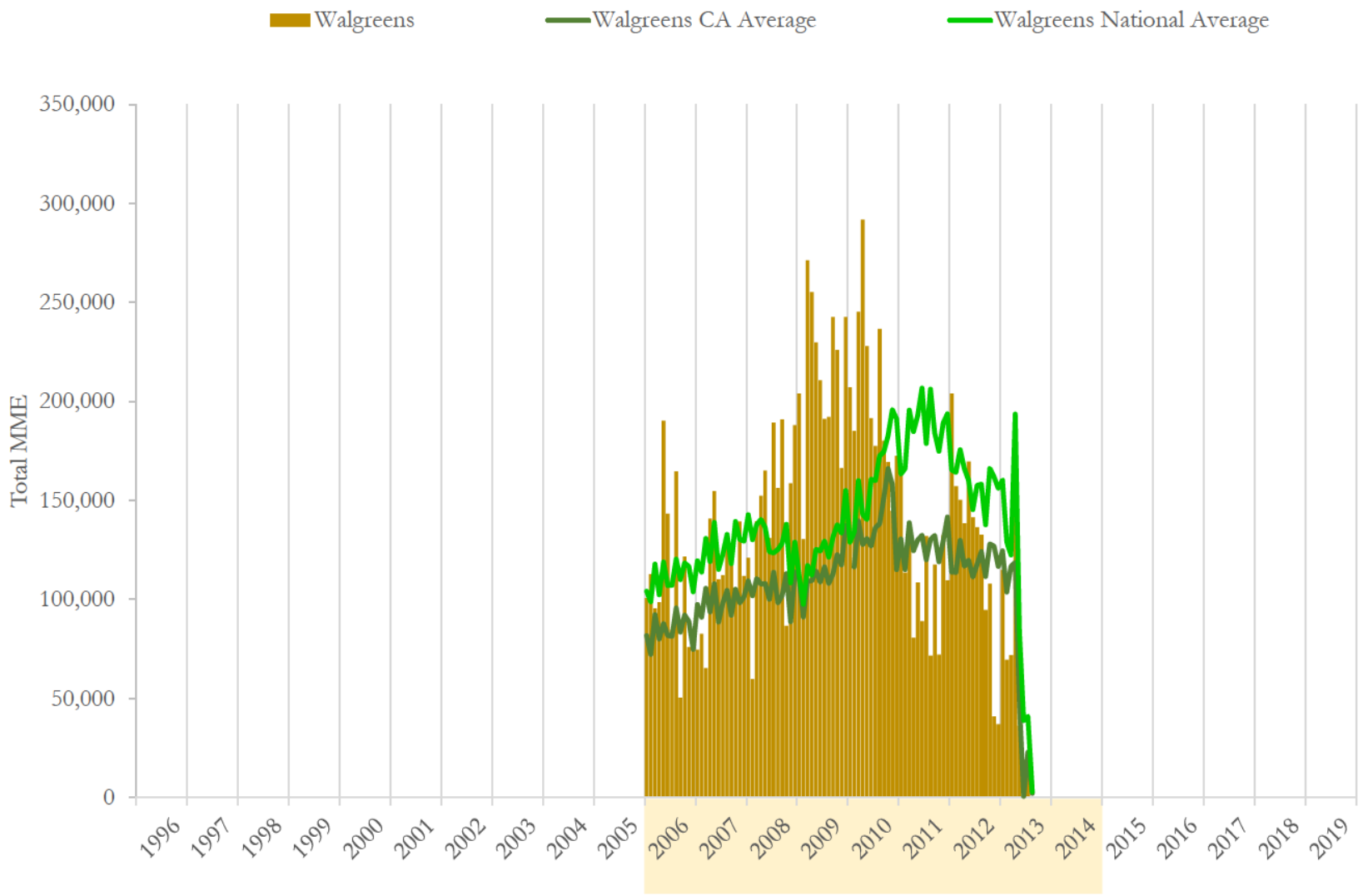

National and state averages reflect oxycodone shipped from Walgreen Co to all active pharmacies each month.
Data source: ARCOS (2006-2014) and Defendant Distribution Data (Walgreens 1/2006 - 3/2014)

Walgreens # 02153 (1/1996 to 12/2017)
DEA: BW2345177
790 Van Ness Ave
San Francisco, CA 94102

Walgreen Co Oxycodone Shipments to Walgreens # 02153

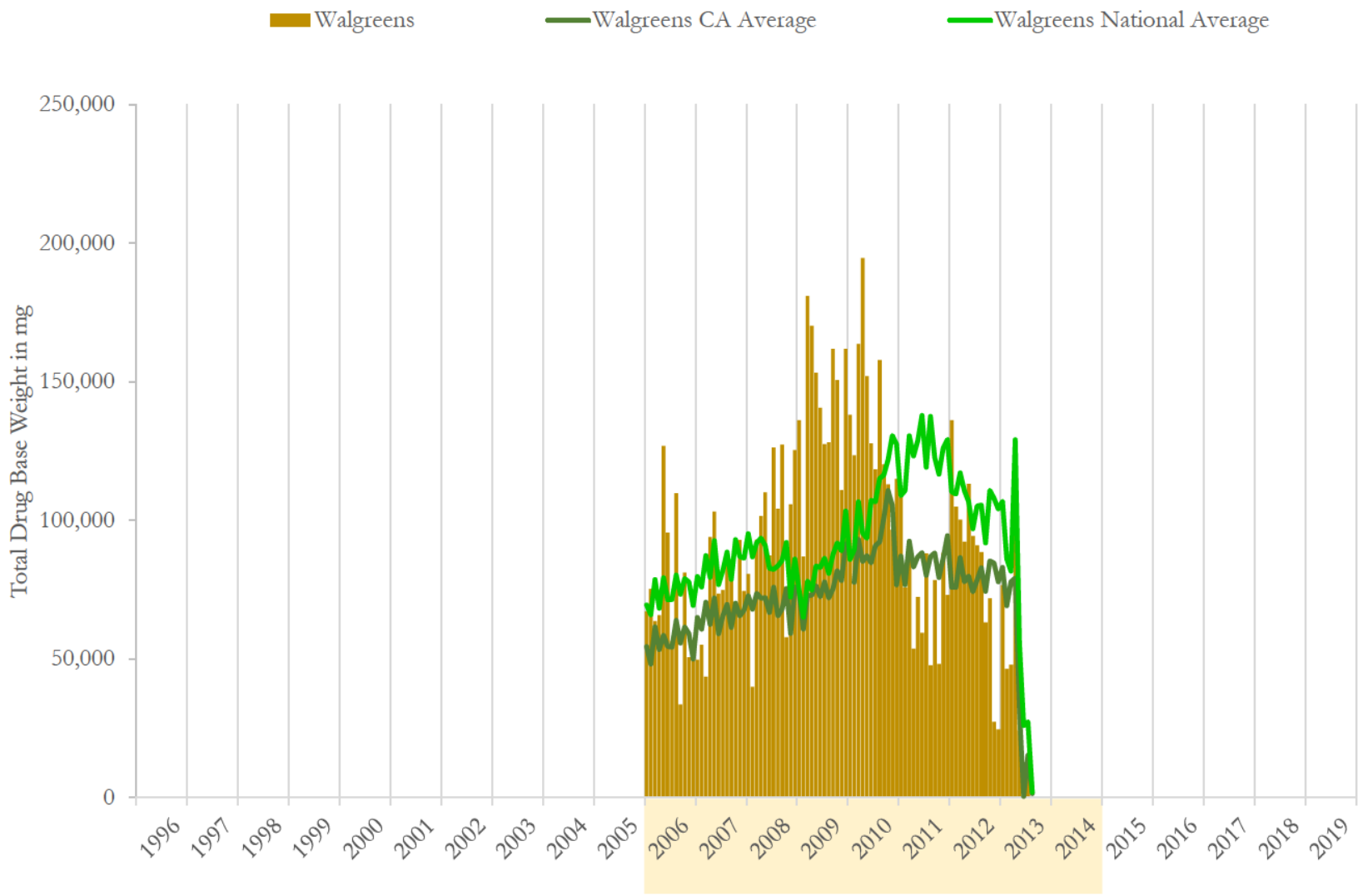

National and state averages reflect oxycodone shipped from Walgreen Co to all active pharmacies each month.
Data source: ARCOS (2006-2014) and Defendant Distribution Data (Walgreens 1/2006 - 3/2014)

Walgreens # 02153 (1/1996 to 12/2017)
DEA: BW2345177
790 Van Ness Ave
San Francisco, CA 94102

Walgreen Co Oxycodone Shipments to Walgreens # 02153

	Dosage Units		MME		Drug Base Weight in mg	
Date	Walgreens	% Change	Walgreens	% Change	Walgreens	% Change
01/2006	3,600	n/a	100,856	n/a	67,237	n/a
02/2006	3,600	0.0%	112,892	11.9%	75,261	11.9%
03/2006	2,700	-25.0%	95,477	-15.4%	63,651	-15.4%
04/2006	3,300	22.2%	98,705	3.4%	65,803	3.4%
05/2006	5,400	63.6%	190,215	92.7%	126,810	92.7%
06/2006	3,700	-31.5%	143,350	-24.6%	95,567	-24.6%
07/2006	4,200	13.5%	84,652	-40.9%	56,434	-40.9%
08/2006	4,400	4.8%	164,732	94.6%	109,821	94.6%
09/2006	3,100	-29.5%	50,428	-69.4%	33,619	-69.4%
10/2006	4,800	54.8%	121,699	141.3%	81,133	141.3%
11/2006	4,200	-12.5%	75,977	-37.6%	50,652	-37.6%
12/2006	3,600	-14.3%	83,374	9.7%	55,583	9.7%
01/2007	3,900	8.3%	74,633	-10.5%	49,755	-10.5%
02/2007	3,200	-17.9%	82,702	10.8%	55,135	10.8%
03/2007	3,600	12.5%	65,361	-21.0%	43,574	-21.0%
04/2007	4,700	30.6%	140,862	115.5%	93,908	115.5%
05/2007	5,600	19.1%	154,833	9.9%	103,222	9.9%
06/2007	3,000	-46.4%	110,269	-28.8%	73,513	-28.8%
07/2007	4,800	60.0%	112,286	1.8%	74,857	1.8%
08/2007	3,900	-18.8%	128,087	14.1%	85,391	14.1%
09/2007	4,100	5.1%	122,977	-4.0%	81,984	-4.0%
10/2007	4,600	12.2%	101,528	-17.4%	67,685	-17.4%
11/2007	4,800	4.3%	139,416	37.3%	92,944	37.3%
12/2007	4,300	-10.4%	111,849	-19.8%	74,566	-19.8%

Data source: ARCOS (2006-2014) and Defendant Distribution Data (Walgreens 1/2006 - 3/2014)

Walgreens # 02153 (1/1996 to 12/2017)
DEA: BW2345177
790 Van Ness Ave
San Francisco, CA 94102

Walgreen Co Oxycodone Shipments to Walgreens # 02153

	Dosage Units		MME		Drug Base Weight in mg	
Date	Walgreens	% Change	Walgreens	% Change	Walgreens	% Change
01/2008	3,000	-30.2%	121,028	8.2%	80,685	8.2%
02/2008	3,900	30.0%	59,934	-50.5%	39,956	-50.5%
03/2008	3,300	-15.4%	139,612	132.9%	93,075	132.9%
04/2008	3,900	18.2%	152,340	9.1%	101,560	9.1%
05/2008	4,200	7.7%	165,115	8.4%	110,076	8.4%
06/2008	3,500	-16.7%	130,979	-20.7%	87,319	-20.7%
07/2008	4,300	22.9%	189,408	44.6%	126,272	44.6%
08/2008	4,800	11.6%	156,327	-17.5%	104,218	-17.5%
09/2008	5,600	16.7%	190,887	22.1%	127,258	22.1%
10/2008	4,400	-21.4%	86,736	-54.6%	57,824	-54.6%
11/2008	4,100	-6.8%	158,681	82.9%	105,787	82.9%
12/2008	5,100	24.4%	187,929	18.4%	125,286	18.4%
01/2009	4,000	-21.6%	204,066	8.6%	136,044	8.6%
02/2009	3,900	-2.5%	130,441	-36.1%	86,961	-36.1%
03/2009	7,400	89.7%	271,303	108.0%	180,869	108.0%
04/2009	6,300	-14.9%	255,234	-5.9%	170,156	-5.9%
05/2009	5,000	-20.6%	229,818	-10.0%	153,212	-10.0%
06/2009	6,800	36.0%	210,790	-8.3%	140,526	-8.3%
07/2009	4,500	-33.8%	191,156	-9.3%	127,437	-9.3%
08/2009	4,800	6.7%	192,299	0.6%	128,200	0.6%
09/2009	5,200	8.3%	242,727	26.2%	161,818	26.2%
10/2009	6,100	17.3%	225,918	-6.9%	150,612	-6.9%
11/2009	4,600	-24.6%	166,413	-26.3%	110,942	-26.3%
12/2009	7,100	54.3%	242,727	45.9%	161,818	45.9%

Data source: ARCOS (2006-2014) and Defendant Distribution Data (Walgreens 1/2006 - 3/2014)

Walgreens # 02153 (1/1996 to 12/2017)
DEA: BW2345177
790 Van Ness Ave
San Francisco, CA 94102

Walgreen Co Oxycodone Shipments to Walgreens # 02153

	Dosage Units		MME		Drug Base Weight in mg	
Date	Walgreens	% Change	Walgreens	% Change	Walgreens	% Change
01/2010	5,300	-25.4%	207,092	-14.7%	138,061	-14.7%
02/2010	5,800	9.4%	185,239	-10.6%	123,493	-10.6%
03/2010	7,100	22.4%	245,350	32.5%	163,566	32.5%
04/2010	7,100	0.0%	291,811	18.9%	194,541	18.9%
05/2010	6,400	-9.9%	227,935	-21.9%	151,957	-21.9%
06/2010	6,600	3.1%	191,627	-15.9%	127,751	-15.9%
07/2010	5,500	-16.7%	177,507	-7.4%	118,338	-7.4%
08/2010	7,200	30.9%	236,676	33.3%	157,784	33.3%
09/2010	6,700	-6.9%	180,197	-23.9%	120,131	-23.9%
10/2010	6,500	-3.0%	169,439	-6.0%	112,959	-6.0%
11/2010	7,100	9.2%	144,897	-14.5%	96,598	-14.5%
12/2010	6,400	-9.9%	172,464	19.0%	114,976	19.0%
01/2011	6,600	3.1%	162,715	-5.7%	108,477	-5.7%
02/2011	6,000	-9.1%	113,631	-30.2%	75,754	-30.2%
03/2011	6,600	10.0%	133,130	17.2%	88,754	17.2%
04/2011	6,600	0.0%	80,685	-39.4%	53,790	-39.4%
05/2011	6,300	-4.5%	108,589	34.6%	72,392	34.6%
06/2011	6,300	0.0%	89,090	-18.0%	59,393	-18.0%
07/2011	6,600	4.8%	132,122	48.3%	88,081	48.3%
08/2011	6,100	-7.6%	71,608	-45.8%	47,739	-45.8%
09/2011	6,000	-1.6%	117,666	64.3%	78,444	64.3%
10/2011	4,500	-25.0%	72,280	-38.6%	48,187	-38.6%
11/2011	8,300	84.4%	132,458	83.3%	88,305	83.3%
12/2011	5,800	-30.1%	109,597	-17.3%	73,065	-17.3%

Data source: ARCOS (2006-2014) and Defendant Distribution Data (Walgreens 1/2006 - 3/2014)

Walgreen Co Oxycodone Shipments to Walgreens # 02153

	Dosage Units		MME		Drug Base Weight in mg	
Date	Walgreens	% Change	Walgreens	% Change	Walgreens	% Change
01/2012	8,500	46.6%	204,066	86.2%	136,044	86.2%
02/2012	7,000	-17.6%	157,336	-22.9%	104,891	-22.9%
03/2012	6,700	-4.3%	150,276	-4.5%	100,184	-4.5%
04/2012	6,700	0.0%	138,509	-7.8%	92,340	-7.8%
05/2012	7,800	16.4%	169,775	22.6%	113,183	22.6%
06/2012	6,700	-14.1%	141,535	-16.6%	94,357	-16.6%
07/2012	6,300	-6.0%	136,492	-3.6%	90,995	-3.6%
08/2012	7,700	22.2%	132,794	-2.7%	88,529	-2.7%
09/2012	5,200	-32.5%	94,805	-28.6%	63,203	-28.6%
10/2012	6,600	26.9%	107,916	13.8%	71,944	13.8%
11/2012	4,100	-37.9%	41,015	-62.0%	27,343	-62.0%
12/2012	3,900	-4.9%	36,981	-9.8%	24,654	-9.8%
01/2013	6,800	74.4%	114,976	210.9%	76,651	210.9%
02/2013	3,800	-44.1%	69,591	-39.5%	46,394	-39.5%
03/2013	4,900	28.9%	71,944	3.4%	47,963	3.4%
04/2013	7,700	57.1%	149,267	107.5%	99,512	107.5%
05/2013	2,300	-70.1%	36,308	-75.7%	24,206	-75.7%
06/2013	0	-100.0%	0	-100.0%	0	-100.0%
07/2013	1,100	n/a	10,758	n/a	7,172	n/a
08/2013	0	-100.0%	0	-100.0%	0	-100.0%
09/2013	0	n/a	0	n/a	0	n/a
10/2013	0	n/a	0	n/a	0	n/a
11/2013	0	n/a	0	n/a	0	n/a
12/2013	0	n/a	0	n/a	0	n/a

Data source: ARCOS (2006-2014) and Defendant Distribution Data (Walgreens 1/2006 - 3/2014)

Walgreens # 02153 (1/1996 to 12/2017)
DEA: BW2345177
790 Van Ness Ave
San Francisco, CA 94102

Walgreen Co Oxycodone Shipments to Walgreens # 02153

	Dosage Units		MME		Drug Base Weight in mg	
Date	Walgreens	% Change	Walgreens	% Change	Walgreens	% Change
1996	0		0		0	
1997	0	n/a	0	n/a	0	n/a
1998	0	n/a	0	n/a	0	n/a
1999	0	n/a	0	n/a	0	n/a
2000	0	n/a	0	n/a	0	n/a
2001	0	n/a	0	n/a	0	n/a
2002	0	n/a	0	n/a	0	n/a
2003	0	n/a	0	n/a	0	n/a
2004	0	n/a	0	n/a	0	n/a
2005	0	n/a	0	n/a	0	n/a
2006	46,600	n/a	1,322,356	n/a	881,571	n/a
2007	50,500	8.4%	1,344,803	1.7%	896,535	1.7%
2008	50,100	-0.8%	1,738,974	29.3%	1,159,316	29.3%
2009	65,700	31.1%	2,562,892	47.4%	1,708,595	47.4%
2010	77,700	18.3%	2,430,232	-5.2%	1,620,155	-5.2%
2011	75,700	-2.6%	1,323,570	-45.5%	882,380	-45.5%
2012	77,200	2.0%	1,511,499	14.2%	1,007,666	14.2%
2013	26,600	-65.5%	452,845	-70.0%	301,896	-70.0%
2014	0	-100.0%	0	-100.0%	0	-100.0%
2015	0	n/a	0	n/a	0	n/a
2016	0	n/a	0	n/a	0	n/a
2017	0	n/a	0	n/a	0	n/a
2018	0	n/a	0	n/a	0	n/a
2019	0	n/a	0	n/a	0	n/a
Total	**470,100**		**12,687,171**		**8,458,114**	

Data source: ARCOS (2006-2014) and Defendant Distribution Data (Walgreens 1/2006 - 3/2014)

Walgreens # 02153 (1/1996 to 12/2017)
DEA: BW2345177
790 Van Ness Ave
San Francisco, CA 94102

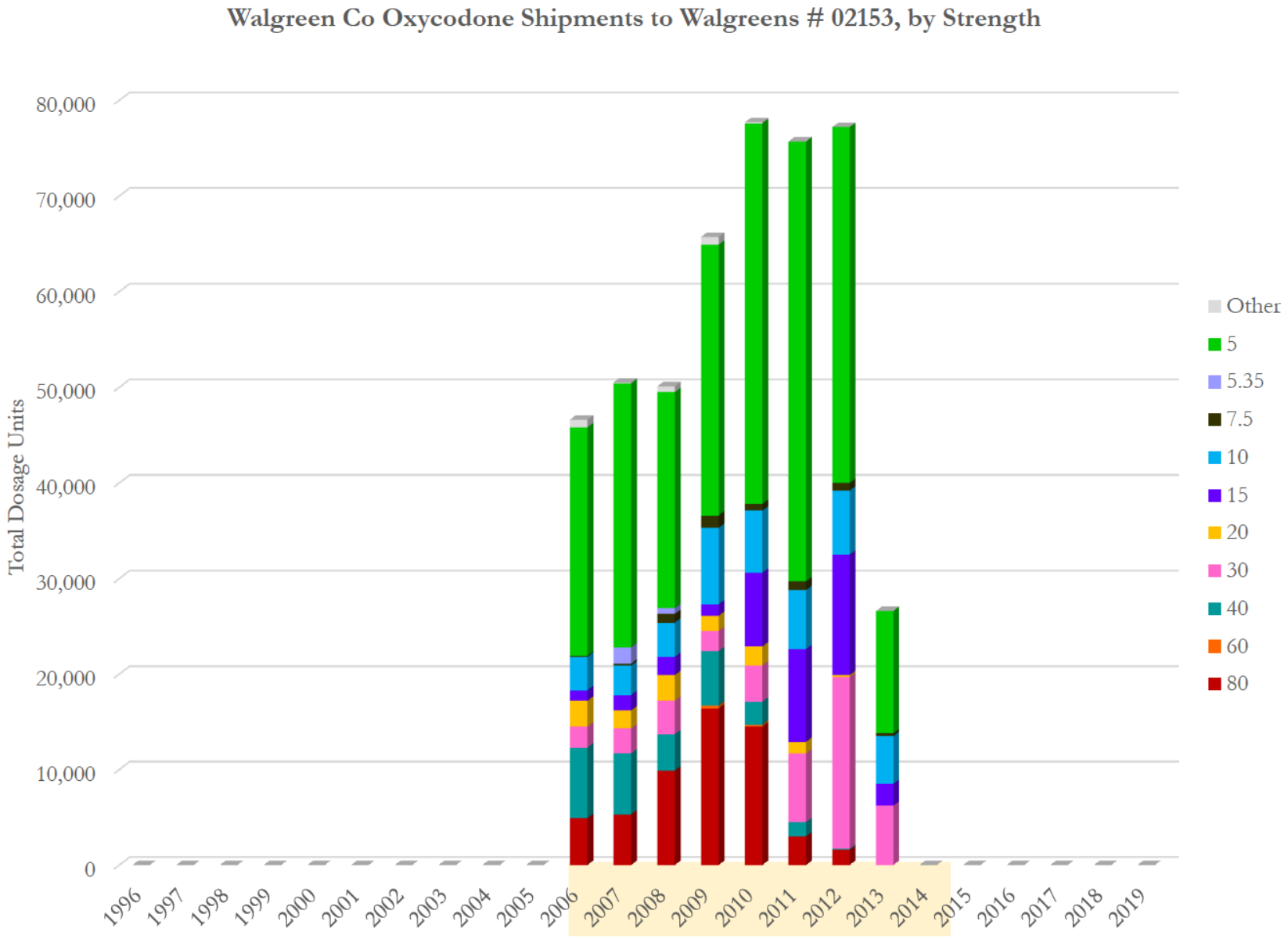

Data source: ARCOS (2006-2014) and Defendant Distribution Data (Walgreens 1/2006 - 3/2014)

Walgreens # 02153 (1/1996 to 12/2017)
DEA: BW2345177
790 Van Ness Ave
San Francisco, CA 94102

Walgreen Co Oxycodone Shipments to Walgreens # 02153, by Strength

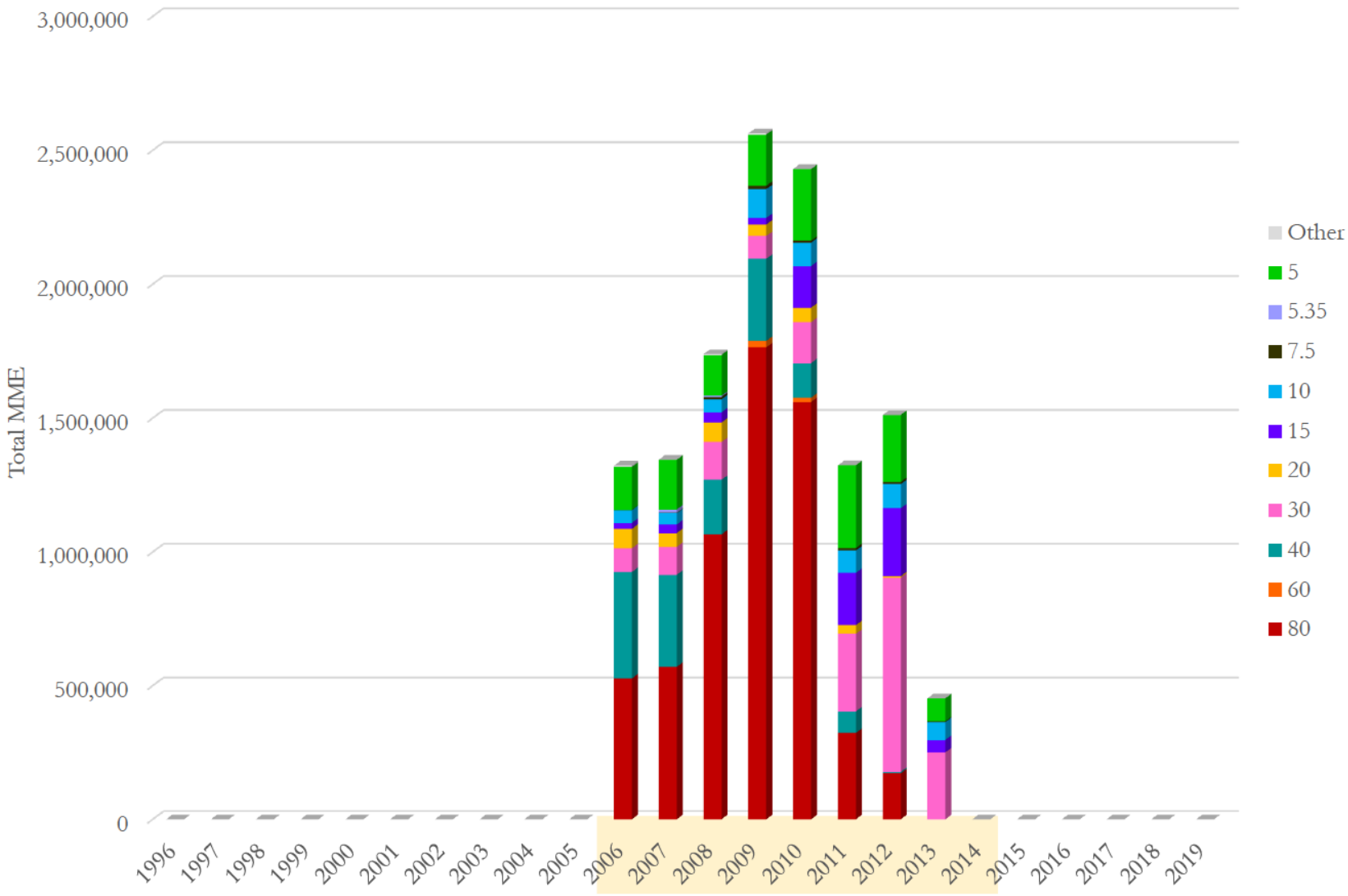

Data source: ARCOS (2006-2014) and Defendant Distribution Data (Walgreens 1/2006 - 3/2014)

Walgreens # 02153 (1/1996 to 12/2017)
DEA: BW2345177
790 Van Ness Ave
San Francisco, CA 94102

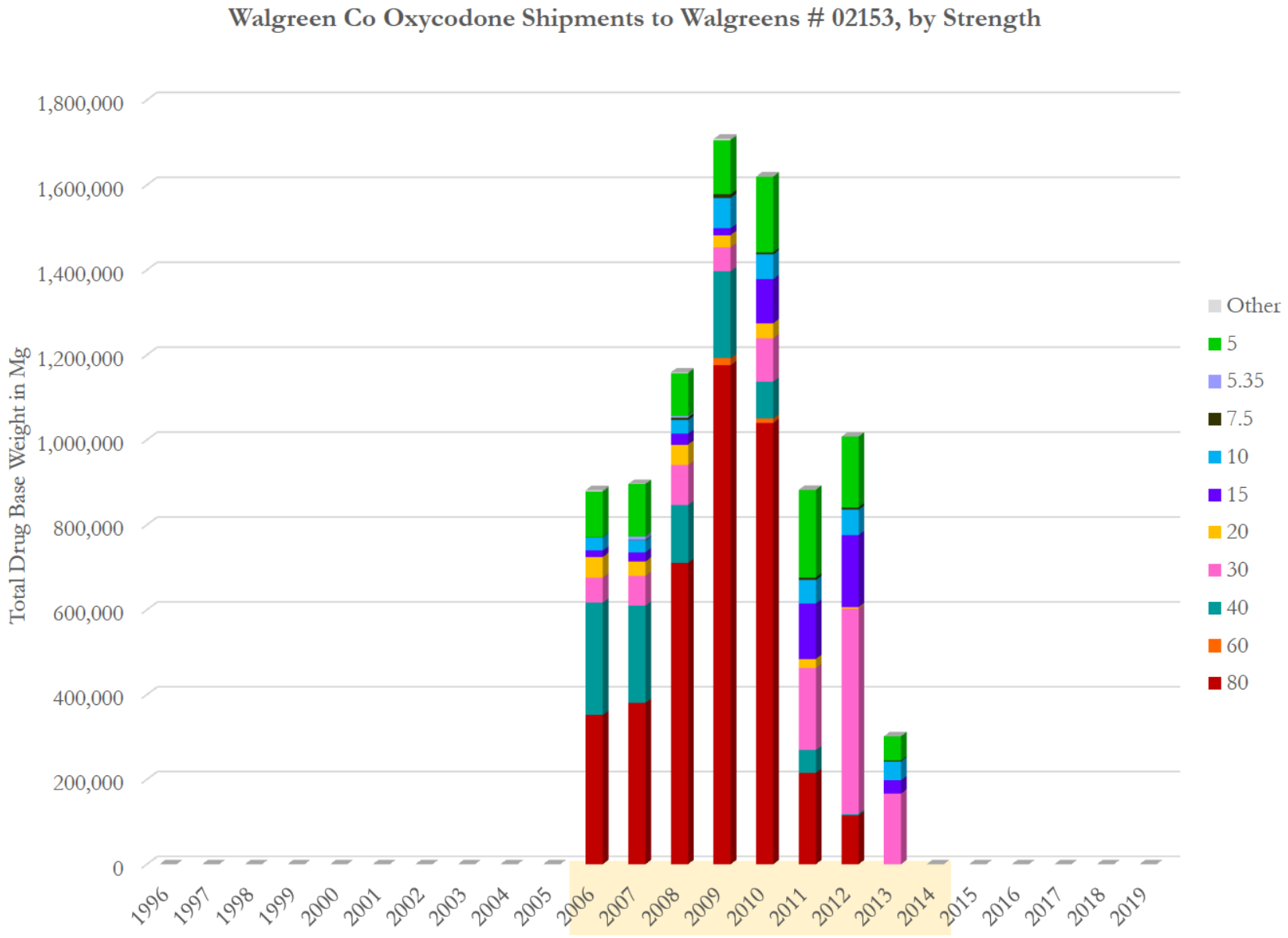

Data source: ARCOS (2006-2014) and Defendant Distribution Data (Walgreens 1/2006 - 3/2014)

Walgreens # 02153 (1/1996 to 12/2017)
DEA: BW2345177
790 Van Ness Ave
San Francisco, CA 94102

Walgreen Co Oxycodone Shipments to Walgreens # 02153, by Strength
(Total Dosage Units)

Strength Year\	80	60	40	30	20	15	10	7.5	5.35	5	Other	Total	Avg. Str
1996	0	0	0	0	0	0	0	0	0	0	0	**0**	
1997	0	0	0	0	0	0	0	0	0	0	0	**0**	
1998	0	0	0	0	0	0	0	0	0	0	0	**0**	
1999	0	0	0	0	0	0	0	0	0	0	0	**0**	
2000	0	0	0	0	0	0	0	0	0	0	0	**0**	
2001	0	0	0	0	0	0	0	0	0	0	0	**0**	
2002	0	0	0	0	0	0	0	0	0	0	0	**0**	
2003	0	0	0	0	0	0	0	0	0	0	0	**0**	
2004	0	0	0	0	0	0	0	0	0	0	0	**0**	
2005	0	0	0	0	0	0	0	0	0	0	0	**0**	
2006	4,900	0	7,400	2,200	2,700	1,100	3,500	100	0	23,900	800	**46,600**	21.39
2007	5,300	0	6,400	2,600	1,900	1,600	3,100	200	1,700	27,600	100	**50,500**	19.83
2008	9,900	0	3,800	3,500	2,700	1,900	3,600	900	600	22,600	600	**50,100**	26.07
2009	16,400	300	5,700	2,100	1,600	1,200	8,000	1,300	0	28,300	800	**65,700**	29.31
2010	14,500	200	2,400	3,800	2,000	7,700	6,500	700	0	39,800	100	**77,700**	23.28
2011	3,000	0	1,500	7,200	1,200	9,700	6,200	900	0	46,000	0	**75,700**	13.00
2012	1,600	0	100	18,000	200	12,600	6,700	800	0	37,200	0	**77,200**	14.56
2013	0	0	0	6,200	0	2,300	5,000	300	0	12,800	0	**26,600**	12.66
2014	0	0	0	0	0	0	0	0	0	0	0	**0**	
2015	0	0	0	0	0	0	0	0	0	0	0	**0**	
2016	0	0	0	0	0	0	0	0	0	0	0	**0**	
2017	0	0	0	0	0	0	0	0	0	0	0	**0**	
2018	0	0	0	0	0	0	0	0	0	0	0	**0**	
2019	0	0	0	0	0	0	0	0	0	0	0	**0**	
Total	**55,600**	**500**	**27,300**	**45,600**	**12,300**	**38,100**	**42,600**	**5,200**	**2,300**	**238,200**	**2,400**	**470,100**	20.15

Data source: ARCOS (2006-2014) and Defendant Distribution Data (Walgreens 1/2006 - 3/2014)

Walgreens # 02153 (1/1996 to 12/2017)
DEA: BW2345177
790 Van Ness Ave
San Francisco, CA 94102

Walgreen Co Oxycodone Shipments to Walgreens # 02153, by Strength
(Total MME)

Strength Year\	80	60	40	30	20	15	10	7.5	5.35	5	Other	Total	Avg. Str
1996	0	0	0	0	0	0	0	0	0	0	0	**0**	
1997	0	0	0	0	0	0	0	0	0	0	0	**0**	
1998	0	0	0	0	0	0	0	0	0	0	0	**0**	
1999	0	0	0	0	0	0	0	0	0	0	0	**0**	
2000	0	0	0	0	0	0	0	0	0	0	0	**0**	
2001	0	0	0	0	0	0	0	0	0	0	0	**0**	
2002	0	0	0	0	0	0	0	0	0	0	0	**0**	
2003	0	0	0	0	0	0	0	0	0	0	0	**0**	
2004	0	0	0	0	0	0	0	0	0	0	0	**0**	
2005	0	0	0	0	0	0	0	0	0	0	0	**0**	
2006	527,142	0	398,046	88,754	72,617	22,188	47,066	1,009	0	160,694	4,841	**1,322,356**	21.39
2007	570,174	0	344,256	104,891	51,101	32,274	41,687	2,017	12,229	185,569	605	**1,344,803**	19.83
2008	1,065,042	0	204,402	141,199	72,617	38,325	48,411	9,077	4,316	151,954	3,631	**1,738,974**	26.07
2009	1,764,312	24,206	306,603	84,719	43,032	24,206	107,580	13,111	0	190,282	4,841	**2,562,892**	29.31
2010	1,559,910	16,137	129,096	153,302	53,790	155,319	87,409	7,060	0	267,605	605	**2,430,232**	23.28
2011	322,740	0	80,685	290,466	32,274	195,661	83,375	9,077	0	309,293	0	**1,323,570**	13.00
2012	172,128	0	5,379	726,165	5,379	254,158	90,098	8,069	0	250,124	0	**1,511,499**	14.56
2013	0	0	0	250,124	0	46,394	67,238	3,026	0	86,064	0	**452,845**	12.66
2014	0	0	0	0	0	0	0	0	0	0	0	**0**	
2015	0	0	0	0	0	0	0	0	0	0	0	**0**	
2016	0	0	0	0	0	0	0	0	0	0	0	**0**	
2017	0	0	0	0	0	0	0	0	0	0	0	**0**	
2018	0	0	0	0	0	0	0	0	0	0	0	**0**	
2019	0	0	0	0	0	0	0	0	0	0	0	**0**	
Total	**5,981,448**	**40,343**	**1,468,467**	**1,839,618**	**330,809**	**768,525**	**572,864**	**52,445**	**16,545**	**1,601,585**	**14,523**	**12,687,171**	20.15

Data source: ARCOS (2006-2014) and Defendant Distribution Data (Walgreens 1/2006 - 3/2014)

Walgreens # 02153 (1/1996 to 12/2017)
DEA: BW2345177
790 Van Ness Ave
San Francisco, CA 94102

Walgreen Co Oxycodone Shipments to Walgreens # 02153, by Strength
(Total Drug Base Weight in Milligram)

Strength Year\	80	60	40	30	20	15	10	7.5	5.35	5	Other	Total	Avg. Str
1996	0	0	0	0	0	0	0	0	0	0	0	**0**	
1997	0	0	0	0	0	0	0	0	0	0	0	**0**	
1998	0	0	0	0	0	0	0	0	0	0	0	**0**	
1999	0	0	0	0	0	0	0	0	0	0	0	**0**	
2000	0	0	0	0	0	0	0	0	0	0	0	**0**	
2001	0	0	0	0	0	0	0	0	0	0	0	**0**	
2002	0	0	0	0	0	0	0	0	0	0	0	**0**	
2003	0	0	0	0	0	0	0	0	0	0	0	**0**	
2004	0	0	0	0	0	0	0	0	0	0	0	**0**	
2005	0	0	0	0	0	0	0	0	0	0	0	**0**	
2006	351,428	0	265,364	59,169	48,411	14,792	31,378	672	0	107,129	3,227	**881,571**	21.39
2007	380,116	0	229,504	69,927	34,067	21,516	27,792	1,345	8,153	123,713	403	**896,535**	19.83
2008	710,028	0	136,268	94,133	48,411	25,550	32,274	6,051	2,877	101,303	2,421	**1,159,316**	26.07
2009	1,176,208	16,137	204,402	56,480	28,688	16,137	71,720	8,741	0	126,855	3,227	**1,708,595**	29.31
2010	1,039,940	10,758	86,064	102,201	35,860	103,546	58,273	4,707	0	178,404	403	**1,620,155**	23.28
2011	215,160	0	53,790	193,644	21,516	130,441	55,583	6,051	0	206,195	0	**882,380**	13.00
2012	114,752	0	3,586	484,110	3,586	169,439	60,066	5,379	0	166,749	0	**1,007,666**	14.56
2013	0	0	0	166,749	0	30,929	44,825	2,017	0	57,376	0	**301,896**	12.66
2014	0	0	0	0	0	0	0	0	0	0	0	**0**	
2015	0	0	0	0	0	0	0	0	0	0	0	**0**	
2016	0	0	0	0	0	0	0	0	0	0	0	**0**	
2017	0	0	0	0	0	0	0	0	0	0	0	**0**	
2018	0	0	0	0	0	0	0	0	0	0	0	**0**	
2019	0	0	0	0	0	0	0	0	0	0	0	**0**	
Total	**3,987,632**	**26,895**	**978,978**	**1,226,412**	**220,539**	**512,350**	**381,909**	**34,964**	**11,030**	**1,067,723**	**9,682**	**8,458,114**	20.15

Data source: ARCOS (2006-2014) and Defendant Distribution Data (Walgreens 1/2006 - 3/2014)

Walgreens # 02153 (1/1996 to 12/2017)
DEA: BW2345177
790 Van Ness Ave
San Francisco, CA 94102

Walgreen Co Hydrocodone Shipments to Walgreens # 02153

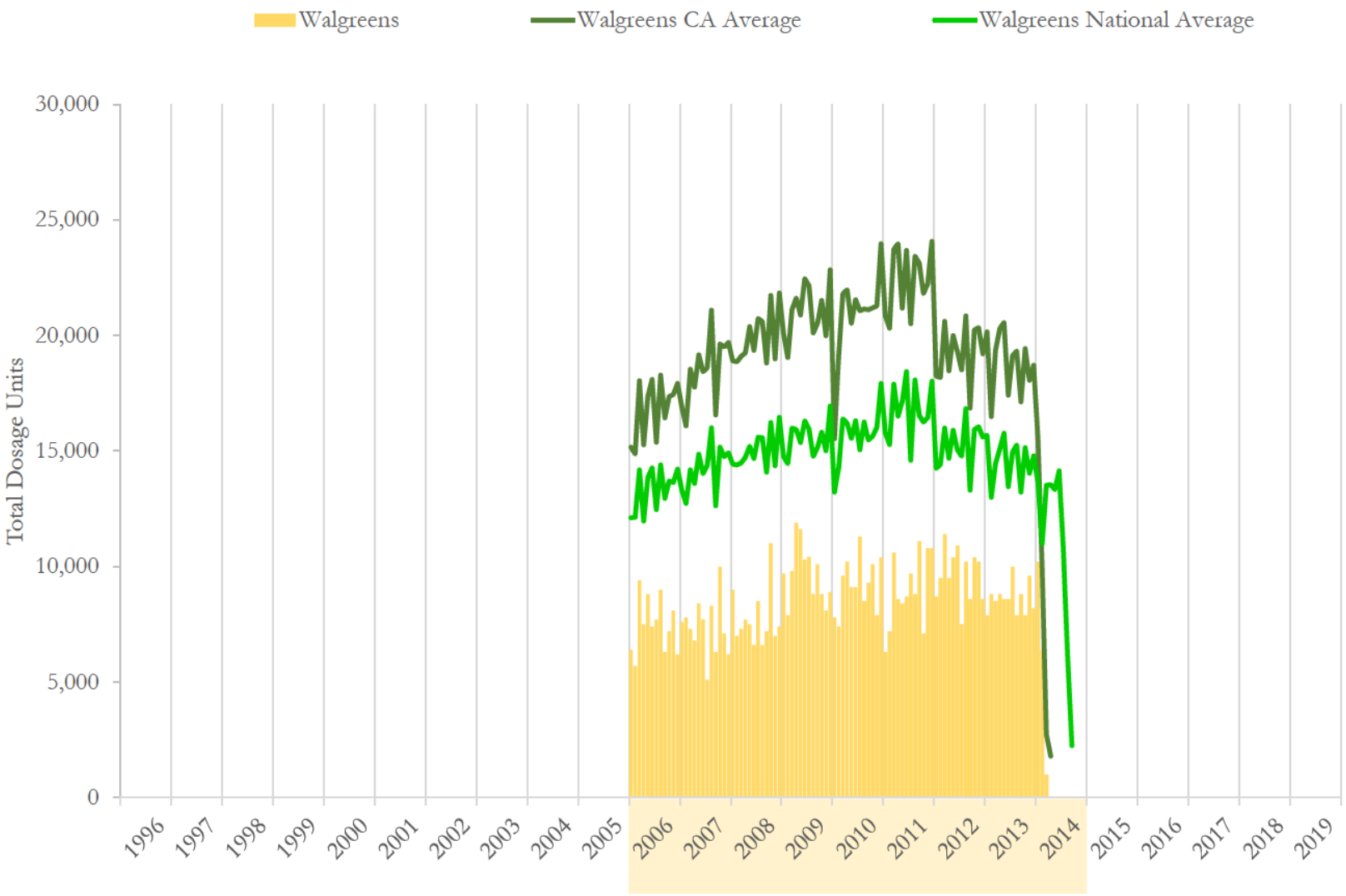

National and state averages reflect hydrocodone shipped from Walgreen Co to all active pharmacies each month.
Data source: ARCOS (2006-2014) and Defendant Distribution Data (Walgreens 1/2006 - 3/2014)

Walgreens # 02153 (1/1996 to 12/2017)
DEA: BW2345177
790 Van Ness Ave
San Francisco, CA 94102

Walgreen Co Hydrocodone Shipments to Walgreens # 02153

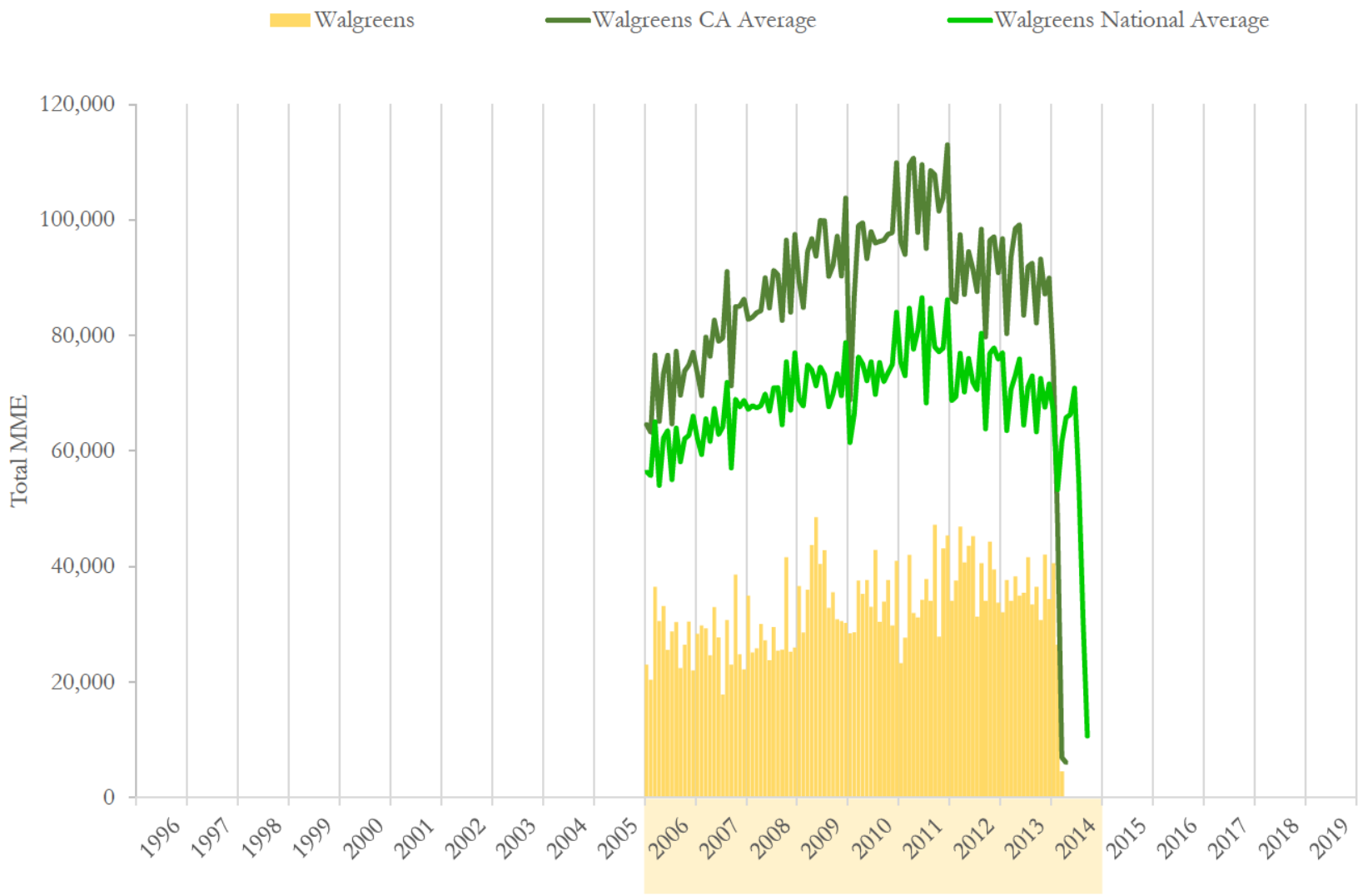

National and state averages reflect hydrocodone shipped from Walgreen Co to all active pharmacies each month.
Data source: ARCOS (2006-2014) and Defendant Distribution Data (Walgreens 1/2006 - 3/2014)

Walgreens # 02153 (1/1996 to 12/2017)
DEA: BW2345177
790 Van Ness Ave
San Francisco, CA 94102

Walgreen Co Hydrocodone Shipments to Walgreens # 02153

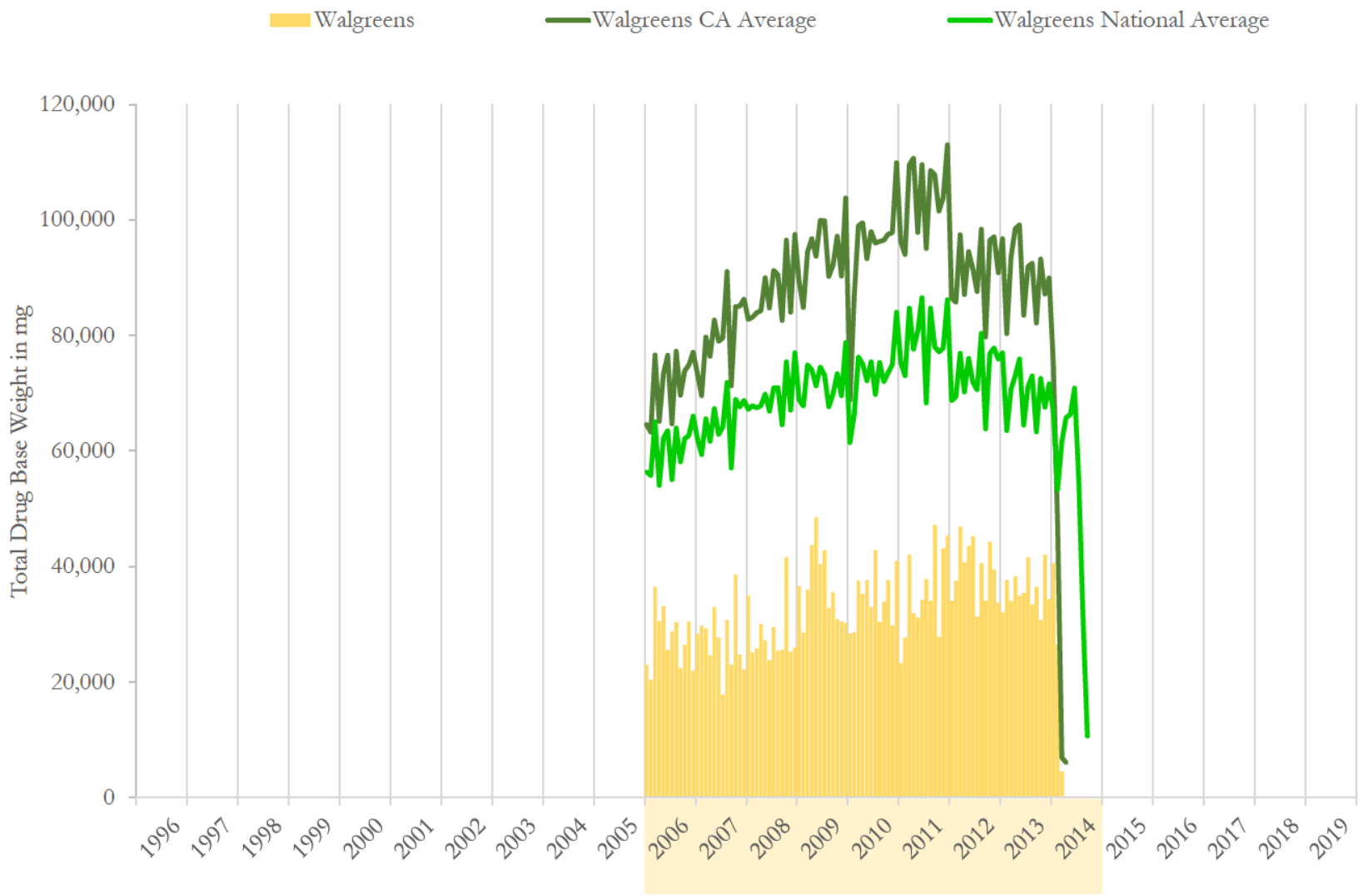

National and state averages reflect hydrocodone shipped from Walgreen Co to all active pharmacies each month.
Data source: ARCOS (2006-2014) and Defendant Distribution Data (Walgreens 1/2006 - 3/2014)

Walgreens # 02153 (1/1996 to 12/2017)
DEA: BW2345177
790 Van Ness Ave
San Francisco, CA 94102

Walgreen Co Hydrocodone Shipments to Walgreens # 02153

	Dosage Units		MME		Drug Base Weight in mg	
Date	Walgreens	% Change	Walgreens	% Change	Walgreens	% Change
01/2006	6,400	n/a	23,005	n/a	23,005	n/a
02/2006	5,700	-10.9%	20,400	-11.3%	20,400	-11.3%
03/2006	9,400	64.9%	36,443	78.6%	36,443	78.6%
04/2006	7,500	-20.2%	30,556	-16.2%	30,556	-16.2%
05/2006	8,800	17.3%	33,146	8.5%	33,146	8.5%
06/2006	7,400	-15.9%	25,562	-22.9%	25,562	-22.9%
07/2006	7,700	4.1%	28,724	12.4%	28,724	12.4%
08/2006	9,000	16.9%	30,397	5.8%	30,397	5.8%
09/2006	6,300	-30.0%	22,400	-26.3%	22,400	-26.3%
10/2006	7,200	14.3%	26,454	18.1%	26,454	18.1%
11/2006	8,100	12.5%	30,475	15.2%	30,475	15.2%
12/2006	6,200	-23.5%	22,024	-27.7%	22,024	-27.7%
01/2007	7,600	22.6%	28,356	28.8%	28,356	28.8%
02/2007	7,800	2.6%	29,759	4.9%	29,759	4.9%
03/2007	7,300	-6.4%	29,280	-1.6%	29,280	-1.6%
04/2007	6,800	-6.8%	24,605	-16.0%	24,605	-16.0%
05/2007	8,400	23.5%	32,946	33.9%	32,946	33.9%
06/2007	7,700	-8.3%	27,697	-15.9%	27,697	-15.9%
07/2007	5,100	-33.8%	17,843	-35.6%	17,843	-35.6%
08/2007	8,300	62.7%	30,724	72.2%	30,724	72.2%
09/2007	6,300	-24.1%	23,005	-25.1%	23,005	-25.1%
10/2007	10,000	58.7%	38,594	67.8%	38,594	67.8%
11/2007	7,100	-29.0%	24,813	-35.7%	24,813	-35.7%
12/2007	6,200	-12.7%	22,200	-10.5%	22,200	-10.5%

Data source: ARCOS (2006-2014) and Defendant Distribution Data (Walgreens 1/2006 - 3/2014)

Walgreens # 02153 (1/1996 to 12/2017)
DEA: BW2345177
790 Van Ness Ave
San Francisco, CA 94102

Walgreen Co Hydrocodone Shipments to Walgreens # 02153

	Dosage Units		MME		Drug Base Weight in mg	
Date	Walgreens	% Change	Walgreens	% Change	Walgreens	% Change
01/2008	9,000	45.2%	34,929	57.3%	34,929	57.3%
02/2008	7,000	-22.2%	25,124	-28.1%	25,124	-28.1%
03/2008	7,300	4.3%	25,848	2.9%	25,848	2.9%
04/2008	7,700	5.5%	30,054	16.3%	30,054	16.3%
05/2008	7,500	-2.6%	27,243	-9.4%	27,243	-9.4%
06/2008	6,600	-12.0%	23,762	-12.8%	23,762	-12.8%
07/2008	8,500	28.8%	29,513	24.2%	29,513	24.2%
08/2008	6,600	-22.4%	25,419	-13.9%	25,419	-13.9%
09/2008	7,200	9.1%	25,578	0.6%	25,578	0.6%
10/2008	11,000	52.8%	41,597	62.6%	41,597	62.6%
11/2008	7,000	-36.4%	25,227	-39.4%	25,227	-39.4%
12/2008	7,400	5.7%	26,000	3.1%	26,000	3.1%
01/2009	9,700	31.1%	36,627	40.9%	36,627	40.9%
02/2009	7,900	-18.6%	28,573	-22.0%	28,573	-22.0%
03/2009	9,800	24.1%	35,989	26.0%	35,989	26.0%
04/2009	11,900	21.4%	43,724	21.5%	43,724	21.5%
05/2009	11,620	-2.4%	48,521	11.0%	48,521	11.0%
06/2009	10,300	-11.4%	40,410	-16.7%	40,410	-16.7%
07/2009	10,420	1.2%	42,786	5.9%	42,786	5.9%
08/2009	8,800	-15.5%	32,843	-23.2%	32,843	-23.2%
09/2009	10,100	14.8%	35,567	8.3%	35,567	8.3%
10/2009	8,800	-12.9%	30,859	-13.2%	30,859	-13.2%
11/2009	8,100	-8.0%	30,548	-1.0%	30,548	-1.0%
12/2009	8,900	9.9%	30,270	-0.9%	30,270	-0.9%

Data source: ARCOS (2006-2014) and Defendant Distribution Data (Walgreens 1/2006 - 3/2014)

Walgreen Co Hydrocodone Shipments to Walgreens # 02153

	Dosage Units		MME		Drug Base Weight in mg	
Date	Walgreens	% Change	Walgreens	% Change	Walgreens	% Change
01/2010	7,800	-12.4%	28,446	-6.0%	28,446	-6.0%
02/2010	7,400	-5.1%	28,605	0.6%	28,605	0.6%
03/2010	9,600	29.7%	37,535	31.2%	37,535	31.2%
04/2010	10,200	6.3%	35,232	-6.1%	35,232	-6.1%
05/2010	9,100	-10.8%	37,686	7.0%	37,686	7.0%
06/2010	9,100	0.0%	32,994	-12.4%	32,994	-12.4%
07/2010	11,300	24.2%	42,832	29.8%	42,832	29.8%
08/2010	8,500	-24.8%	30,421	-29.0%	30,421	-29.0%
09/2010	9,300	9.4%	33,902	11.4%	33,902	11.4%
10/2010	10,100	8.6%	37,686	11.2%	37,686	11.2%
11/2010	7,900	-21.8%	29,792	-20.9%	29,792	-20.9%
12/2010	10,400	31.6%	41,000	37.6%	41,000	37.6%
01/2011	6,300	-39.4%	23,284	-43.2%	23,284	-43.2%
02/2011	7,200	14.3%	27,681	18.9%	27,681	18.9%
03/2011	10,600	47.2%	42,043	51.9%	42,043	51.9%
04/2011	8,600	-18.9%	31,919	-24.1%	31,919	-24.1%
05/2011	8,400	-2.3%	31,178	-2.3%	31,178	-2.3%
06/2011	8,700	3.6%	34,205	9.7%	34,205	9.7%
07/2011	9,700	11.5%	37,838	10.6%	37,838	10.6%
08/2011	8,800	-9.3%	34,038	-10.0%	34,038	-10.0%
09/2011	11,100	26.1%	47,221	38.7%	47,221	38.7%
10/2011	7,100	-36.0%	27,840	-41.0%	27,840	-41.0%
11/2011	10,800	52.1%	43,127	54.9%	43,127	54.9%
12/2011	10,800	0.0%	45,389	5.2%	45,389	5.2%

Data source: ARCOS (2006-2014) and Defendant Distribution Data (Walgreens 1/2006 - 3/2014)

Walgreens # 02153 (1/1996 to 12/2017)
DEA: BW2345177
790 Van Ness Ave
San Francisco, CA 94102

Walgreen Co Hydrocodone Shipments to Walgreens # 02153

	Dosage Units		MME		Drug Base Weight in mg	
Date	Walgreens	% Change	Walgreens	% Change	Walgreens	% Change
01/2012	8,700	-19.4%	34,054	-25.0%	34,054	-25.0%
02/2012	9,500	9.2%	37,519	10.2%	37,519	10.2%
03/2012	11,400	20.0%	46,919	25.1%	46,919	25.1%
04/2012	9,500	-16.7%	40,681	-13.3%	40,681	-13.3%
05/2012	10,400	9.5%	43,589	7.1%	43,589	7.1%
06/2012	10,900	4.8%	45,246	3.8%	45,246	3.8%
07/2012	7,500	-31.2%	31,313	-30.8%	31,313	-30.8%
08/2012	10,200	36.0%	40,546	29.5%	40,546	29.5%
09/2012	8,600	-15.7%	34,054	-16.0%	34,054	-16.0%
10/2012	10,400	20.9%	44,305	30.1%	44,305	30.1%
11/2012	10,200	-1.9%	39,470	-10.9%	39,470	-10.9%
12/2012	8,600	-15.7%	33,735	-14.5%	33,735	-14.5%
01/2013	7,900	-8.1%	32,054	-5.0%	32,054	-5.0%
02/2013	8,800	11.4%	37,670	17.5%	37,670	17.5%
03/2013	8,500	-3.4%	34,038	-9.6%	34,038	-9.6%
04/2013	8,800	3.5%	38,259	12.4%	38,259	12.4%
05/2013	8,600	-2.3%	34,946	-8.7%	34,946	-8.7%
06/2013	8,600	0.0%	35,416	1.3%	35,416	1.3%
07/2013	10,000	16.3%	41,605	17.5%	41,605	17.5%
08/2013	7,900	-21.0%	33,424	-19.7%	33,424	-19.7%
09/2013	8,800	11.4%	36,451	9.1%	36,451	9.1%
10/2013	7,900	-10.2%	30,708	-15.8%	30,708	-15.8%
11/2013	9,600	21.5%	42,059	37.0%	42,059	37.0%
12/2013	8,200	-14.6%	34,340	-18.4%	34,340	-18.4%

Data source: ARCOS (2006-2014) and Defendant Distribution Data (Walgreens 1/2006 - 3/2014)

Walgreen Co Hydrocodone Shipments to Walgreens # 02153

	Dosage Units		MME		Drug Base Weight in mg	
Date	Walgreens	% Change	Walgreens	% Change	Walgreens	% Change
01/2014	10,200	24.4%	40,554	18.1%	40,554	18.1%
02/2014	6,400	-37.3%	26,446	-34.8%	26,446	-34.8%
03/2014	1,000	-84.4%	4,541	-82.8%	4,541	-82.8%
04/2014	0	-100.0%	0	-100.0%	0	-100.0%
05/2014	0	n/a	0	n/a	0	n/a
06/2014	0	n/a	0	n/a	0	n/a
07/2014	0	n/a	0	n/a	0	n/a
08/2014	0	n/a	0	n/a	0	n/a
09/2014	0	n/a	0	n/a	0	n/a
10/2014	0	n/a	0	n/a	0	n/a
11/2014	0	n/a	0	n/a	0	n/a
12/2014	0	n/a	0	n/a	0	n/a
01/2015	0	n/a	0	n/a	0	n/a
02/2015	0	n/a	0	n/a	0	n/a
03/2015	0	n/a	0	n/a	0	n/a
04/2015	0	n/a	0	n/a	0	n/a
05/2015	0	n/a	0	n/a	0	n/a
06/2015	0	n/a	0	n/a	0	n/a
07/2015	0	n/a	0	n/a	0	n/a
08/2015	0	n/a	0	n/a	0	n/a
09/2015	0	n/a	0	n/a	0	n/a
10/2015	0	n/a	0	n/a	0	n/a
11/2015	0	n/a	0	n/a	0	n/a
12/2015	0	n/a	0	n/a	0	n/a

Data source: ARCOS (2006-2014) and Defendant Distribution Data (Walgreens 1/2006 - 3/2014)

Walgreens # 02153 (1/1996 to 12/2017)
DEA: BW2345177
790 Van Ness Ave
San Francisco, CA 94102

Walgreen Co Hydrocodone Shipments to Walgreens # 02153

	Dosage Units		MME		Drug Base Weight in mg	
Date	Walgreens	% Change	Walgreens	% Change	Walgreens	% Change
1996	0		0		0	
1997	0	n/a	0	n/a	0	n/a
1998	0	n/a	0	n/a	0	n/a
1999	0	n/a	0	n/a	0	n/a
2000	0	n/a	0	n/a	0	n/a
2001	0	n/a	0	n/a	0	n/a
2002	0	n/a	0	n/a	0	n/a
2003	0	n/a	0	n/a	0	n/a
2004	0	n/a	0	n/a	0	n/a
2005	0	n/a	0	n/a	0	n/a
2006	89,700	n/a	329,586	n/a	329,586	n/a
2007	88,600	-1.2%	329,823	0.1%	329,823	0.1%
2008	92,800	4.7%	340,293	3.2%	340,293	3.2%
2009	116,340	25.4%	436,716	28.3%	436,716	28.3%
2010	110,700	-4.8%	416,131	-4.7%	416,131	-4.7%
2011	108,100	-2.3%	425,761	2.3%	425,761	2.3%
2012	115,900	7.2%	471,428	10.7%	471,428	10.7%
2013	103,600	-10.6%	430,969	-8.6%	430,969	-8.6%
2014	17,600	-83.0%	71,540	-83.4%	71,540	-83.4%
2015	0	-100.0%	0	-100.0%	0	-100.0%
2016	0	n/a	0	n/a	0	n/a
2017	0	n/a	0	n/a	0	n/a
2018	0	n/a	0	n/a	0	n/a
2019	0	n/a	0	n/a	0	n/a
Total	**843,340**		**3,252,247**		**3,252,247**	

Data source: ARCOS (2006-2014) and Defendant Distribution Data (Walgreens 1/2006 - 3/2014)

Walgreens # 02153 (1/1996 to 12/2017)
DEA: BW2345177
790 Van Ness Ave
San Francisco, CA 94102

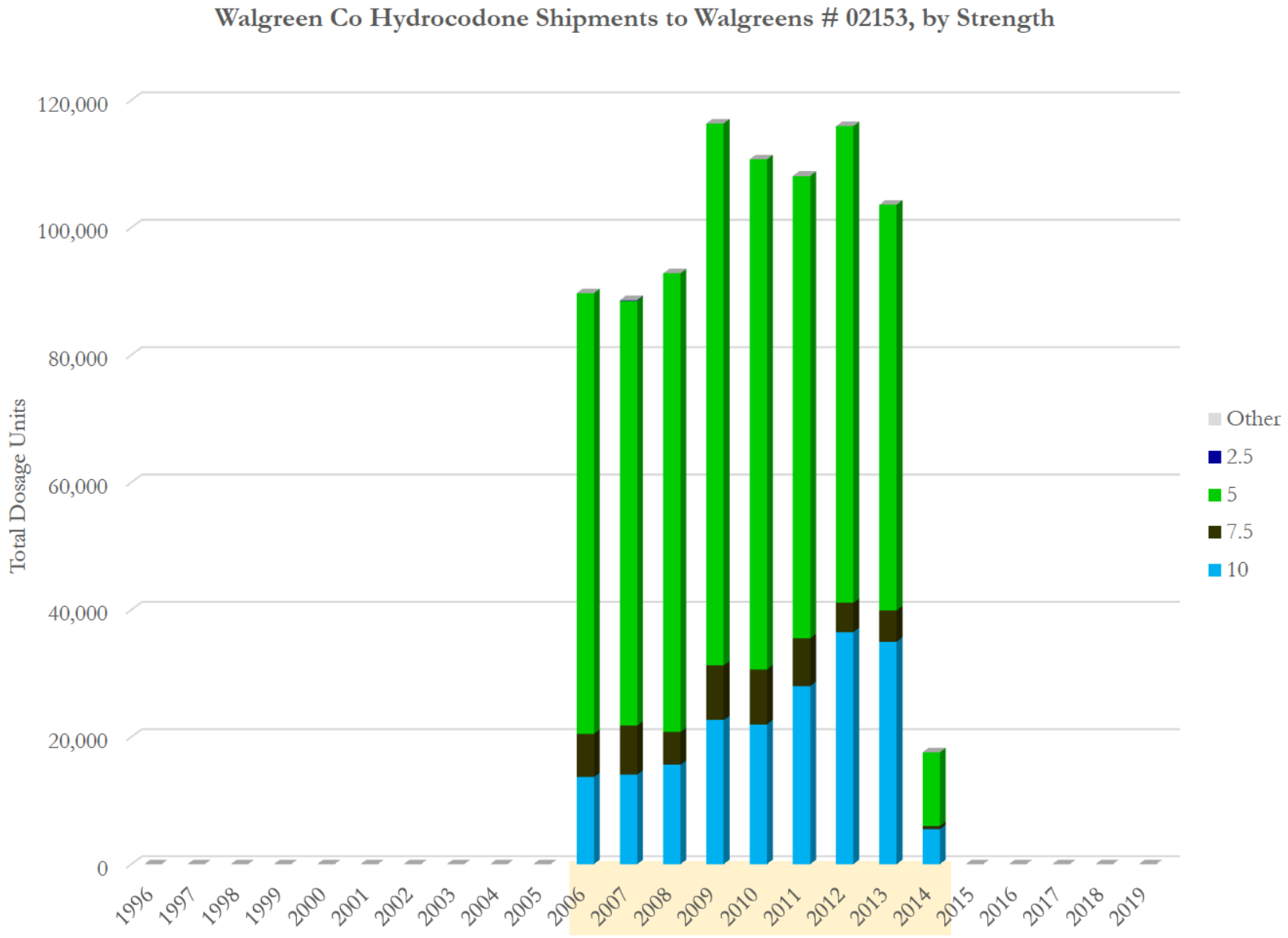

Data source: ARCOS (2006-2014) and Defendant Distribution Data (Walgreens 1/2006 - 3/2014)

Walgreens # 02153 (1/1996 to 12/2017)
DEA: BW2345177
790 Van Ness Ave
San Francisco, CA 94102

Walgreen Co Hydrocodone Shipments to Walgreens # 02153, by Strength

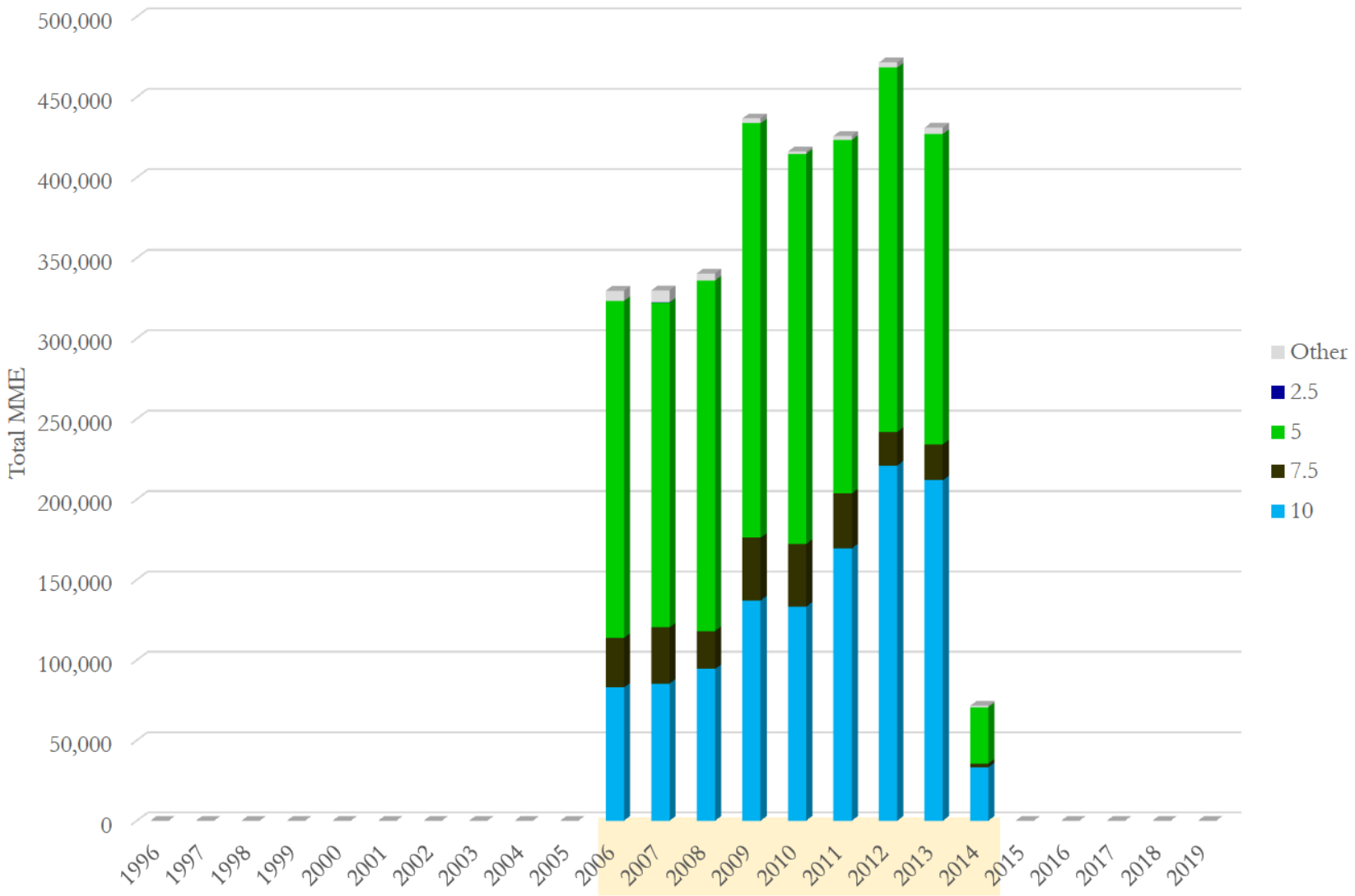

Data source: ARCOS (2006-2014) and Defendant Distribution Data (Walgreens 1/2006 - 3/2014)

Walgreens # 02153 (1/1996 to 12/2017)
DEA: BW2345177
790 Van Ness Ave
San Francisco, CA 94102

Walgreen Co Hydrocodone Shipments to Walgreens # 02153, by Strength

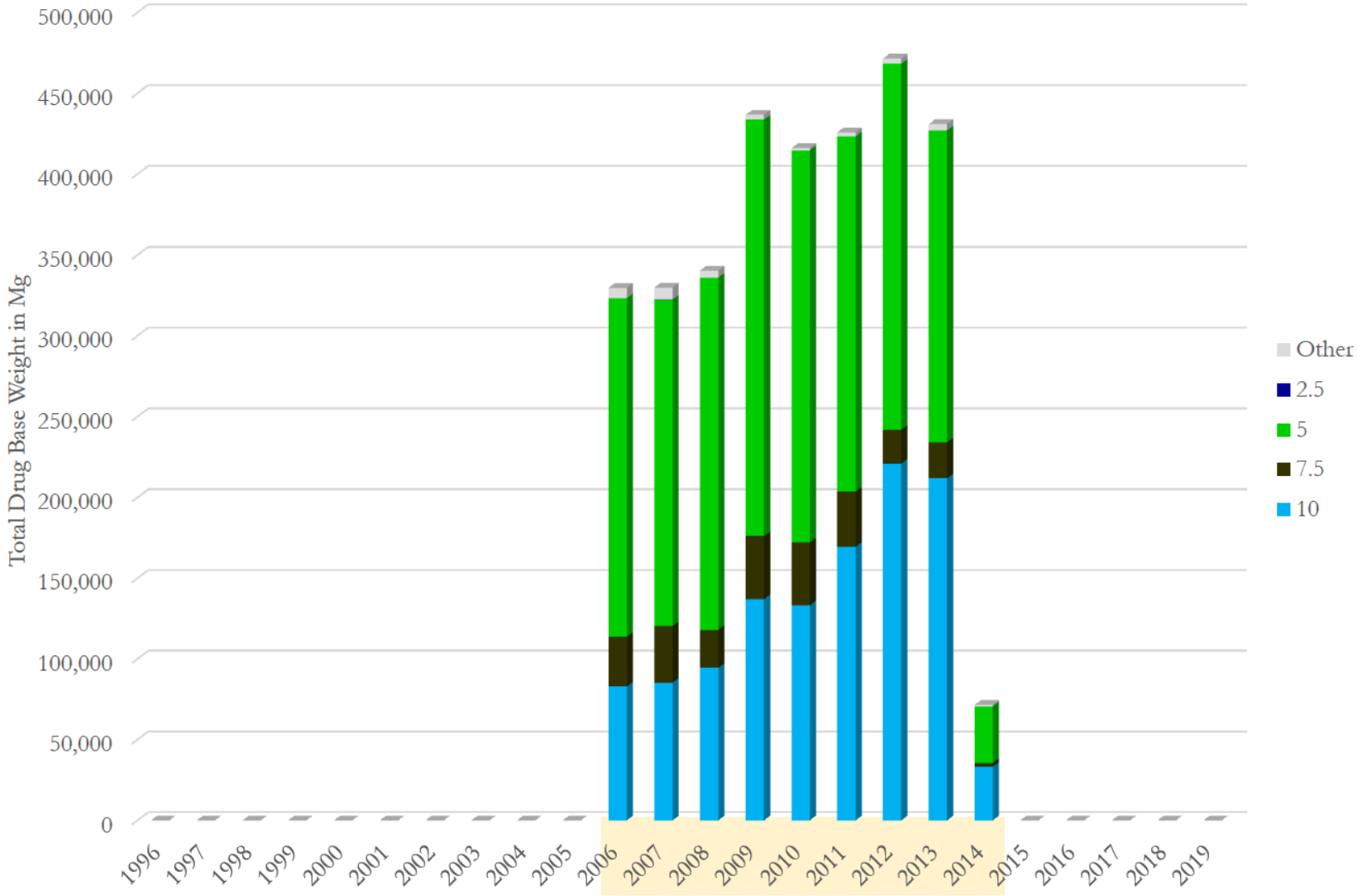

Data source: ARCOS (2006-2014) and Defendant Distribution Data (Walgreens 1/2006 - 3/2014)

Walgreens # 02153 (1/1996 to 12/2017)
DEA: BW2345177
790 Van Ness Ave
San Francisco, CA 94102

Walgreen Co Hydrocodone Shipments to Walgreens # 02153, by Strength
(Total Dosage Units)

Strength Year\	10	7.5	5	2.5	Other	Total	Avg. Str
1996	0	0	0	0	0	**0**	
1997	0	0	0	0	0	**0**	
1998	0	0	0	0	0	**0**	
1999	0	0	0	0	0	**0**	
2000	0	0	0	0	0	**0**	
2001	0	0	0	0	0	**0**	
2002	0	0	0	0	0	**0**	
2003	0	0	0	0	0	**0**	
2004	0	0	0	0	0	**0**	
2005	0	0	0	0	0	**0**	
2006	13,700	6,800	69,200	0	0	**89,700**	5.95
2007	14,100	7,700	66,700	100	0	**88,600**	6.01
2008	15,600	5,200	72,000	0	0	**92,800**	5.98
2009	22,640	8,600	85,100	0	0	**116,340**	6.16
2010	22,000	8,600	80,100	0	0	**110,700**	6.19
2011	28,000	7,500	72,600	0	0	**108,100**	6.47
2012	36,500	4,600	74,800	0	0	**115,900**	6.67
2013	35,000	4,900	63,700	0	0	**103,600**	6.81
2014	5,500	500	11,600	0	0	**17,600**	6.63
2015	0	0	0	0	0	**0**	
2016	0	0	0	0	0	**0**	
2017	0	0	0	0	0	**0**	
2018	0	0	0	0	0	**0**	
2019	0	0	0	0	0	**0**	
Total	**193,040**	**54,400**	**595,800**	**100**	**0**	**843,340**	6.31

Data source: ARCOS (2006-2014) and Defendant Distribution Data (Walgreens 1/2006 - 3/2014)

Walgreens # 02153 (1/1996 to 12/2017)
DEA: BW2345177
790 Van Ness Ave
San Francisco, CA 94102

Walgreen Co Hydrocodone Shipments to Walgreens # 02153, by Strength (Total MME)

Strength Year\	10	7.5	5	2.5	Other	Total	Avg. Str
1996	0	0	0	0	0	**0**	
1997	0	0	0	0	0	**0**	
1998	0	0	0	0	0	**0**	
1999	0	0	0	0	0	**0**	
2000	0	0	0	0	0	**0**	
2001	0	0	0	0	0	**0**	
2002	0	0	0	0	0	**0**	
2003	0	0	0	0	0	**0**	
2004	0	0	0	0	0	**0**	
2005	0	0	0	0	0	**0**	
2006	82,940	30,875	209,468	0	6,302	**329,586**	5.95
2007	85,361	34,962	201,901	151	7,448	**329,823**	6.01
2008	94,442	23,611	217,944	0	4,296	**340,293**	5.98
2009	137,063	39,048	257,598	0	3,008	**436,716**	6.16
2010	133,188	39,048	242,463	0	1,432	**416,131**	6.19
2011	169,512	34,054	219,760	0	2,435	**425,761**	6.47
2012	220,971	20,886	226,420	0	3,151	**471,428**	6.67
2013	211,890	22,248	192,820	0	4,010	**430,969**	6.81
2014	33,297	2,270	35,113	0	859	**71,540**	6.63
2015	0	0	0	0	0	**0**	
2016	0	0	0	0	0	**0**	
2017	0	0	0	0	0	**0**	
2018	0	0	0	0	0	**0**	
2019	0	0	0	0	0	**0**	
Total	**1,168,664**	**247,003**	**1,803,487**	**151**	**32,942**	**3,252,247**	6.31

Data source: ARCOS (2006-2014) and Defendant Distribution Data (Walgreens 1/2006 - 3/2014)

Walgreens # 02153 (1/1996 to 12/2017)
DEA: BW2345177
790 Van Ness Ave
San Francisco, CA 94102

Walgreen Co Hydrocodone Shipments to Walgreens # 02153, by Strength
(Total Drug Base Weight in Milligram)

Strength Year\	10	7.5	5	2.5	Other	Total	Avg. Str
1996	0	0	0	0	0	**0**	
1997	0	0	0	0	0	**0**	
1998	0	0	0	0	0	**0**	
1999	0	0	0	0	0	**0**	
2000	0	0	0	0	0	**0**	
2001	0	0	0	0	0	**0**	
2002	0	0	0	0	0	**0**	
2003	0	0	0	0	0	**0**	
2004	0	0	0	0	0	**0**	
2005	0	0	0	0	0	**0**	
2006	82,940	30,875	209,468	0	6,302	**329,586**	5.95
2007	85,361	34,962	201,901	151	7,448	**329,823**	6.01
2008	94,442	23,611	217,944	0	4,296	**340,293**	5.98
2009	137,063	39,048	257,598	0	3,008	**436,716**	6.16
2010	133,188	39,048	242,463	0	1,432	**416,131**	6.19
2011	169,512	34,054	219,760	0	2,435	**425,761**	6.47
2012	220,971	20,886	226,420	0	3,151	**471,428**	6.67
2013	211,890	22,248	192,820	0	4,010	**430,969**	6.81
2014	33,297	2,270	35,113	0	859	**71,540**	6.63
2015	0	0	0	0	0	**0**	
2016	0	0	0	0	0	**0**	
2017	0	0	0	0	0	**0**	
2018	0	0	0	0	0	**0**	
2019	0	0	0	0	0	**0**	
Total	**1,168,664**	**247,003**	**1,803,487**	**151**	**32,942**	**3,252,247**	6.31

Data source: ARCOS (2006-2014) and Defendant Distribution Data (Walgreens 1/2006 - 3/2014)

Walgreens # 01126 (1/1996 to 1/2018)
DEA: AW1871854
1979 Mission Street
San Francisco, CA 94103

Walgreen Co Oxycodone Shipments to Walgreens # 01126

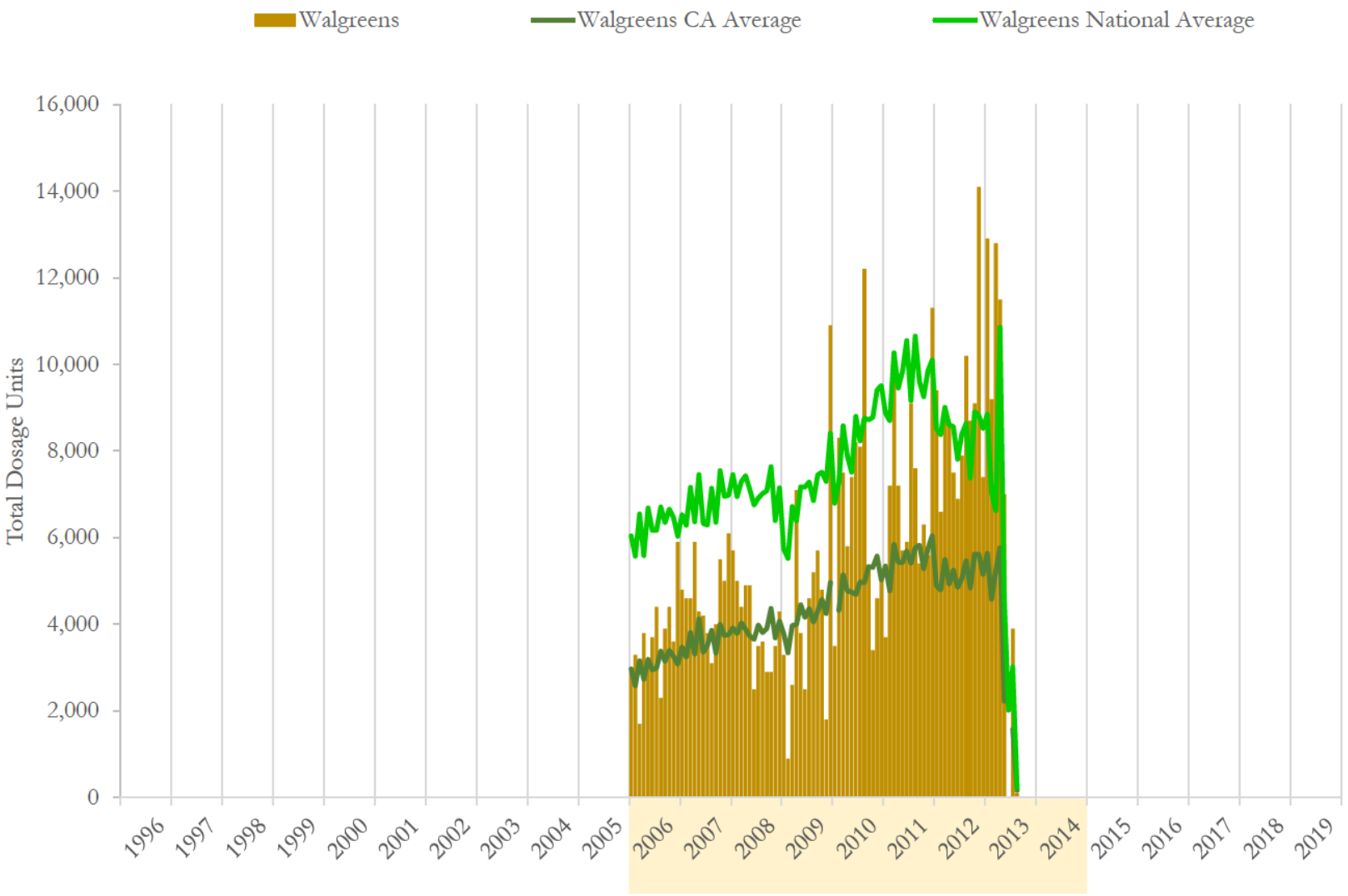

National and state averages reflect oxycodone shipped from Walgreen Co to all active pharmacies each month.
Data source: ARCOS (2006-2014) and Defendant Distribution Data (Walgreens 1/2006 - 3/2014)

Walgreens # 01126 (1/1996 to 1/2018)
DEA: AW1871854
1979 Mission Street
San Francisco, CA 94103

Walgreen Co Oxycodone Shipments to Walgreens # 01126

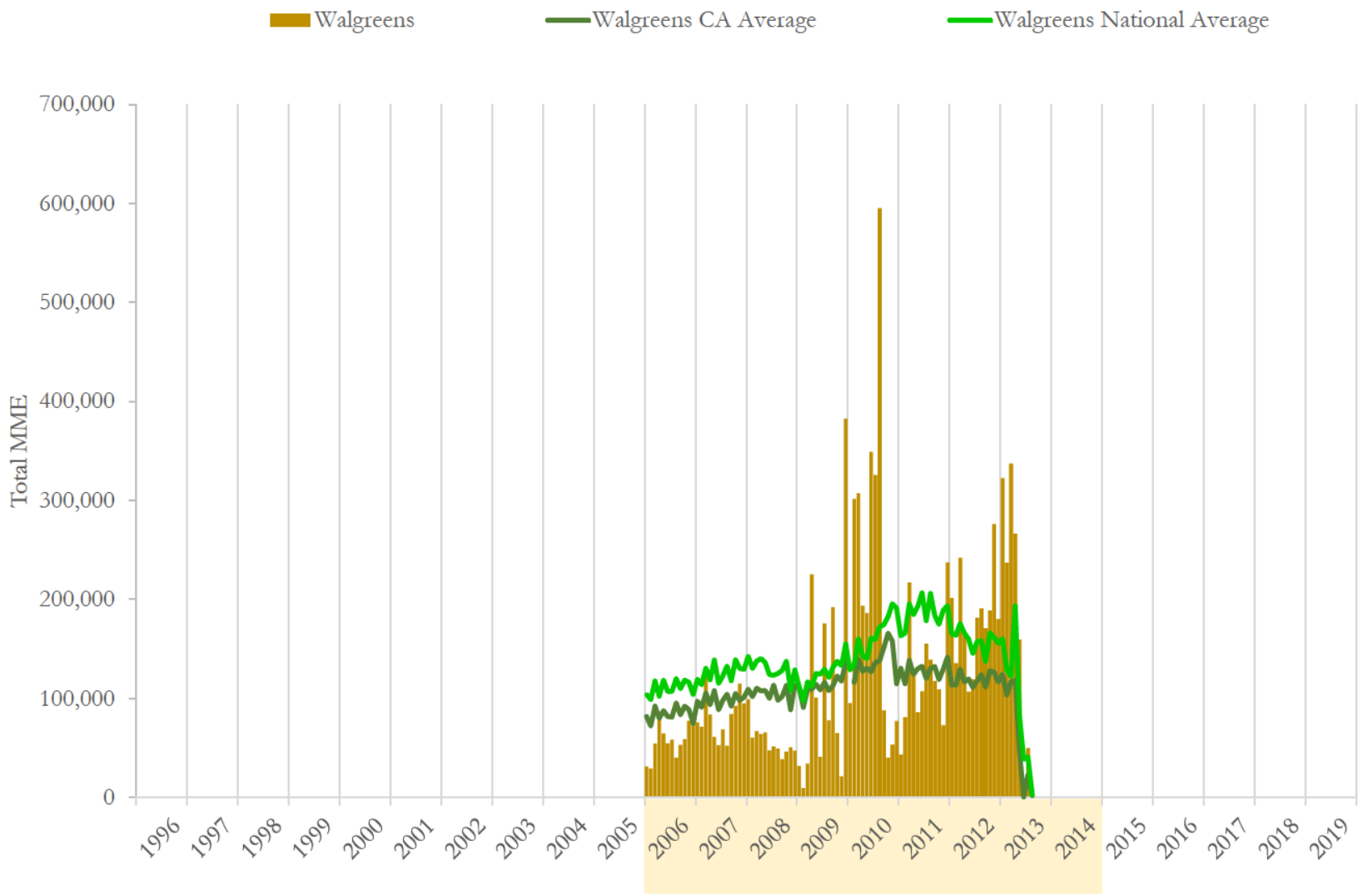

National and state averages reflect oxycodone shipped from Walgreen Co to all active pharmacies each month.
Data source: ARCOS (2006-2014) and Defendant Distribution Data (Walgreens 1/2006 - 3/2014)

Walgreens # 01126 (1/1996 to 1/2018)
DEA: AW1871854
1979 Mission Street
San Francisco, CA 94103

Walgreen Co Oxycodone Shipments to Walgreens # 01126

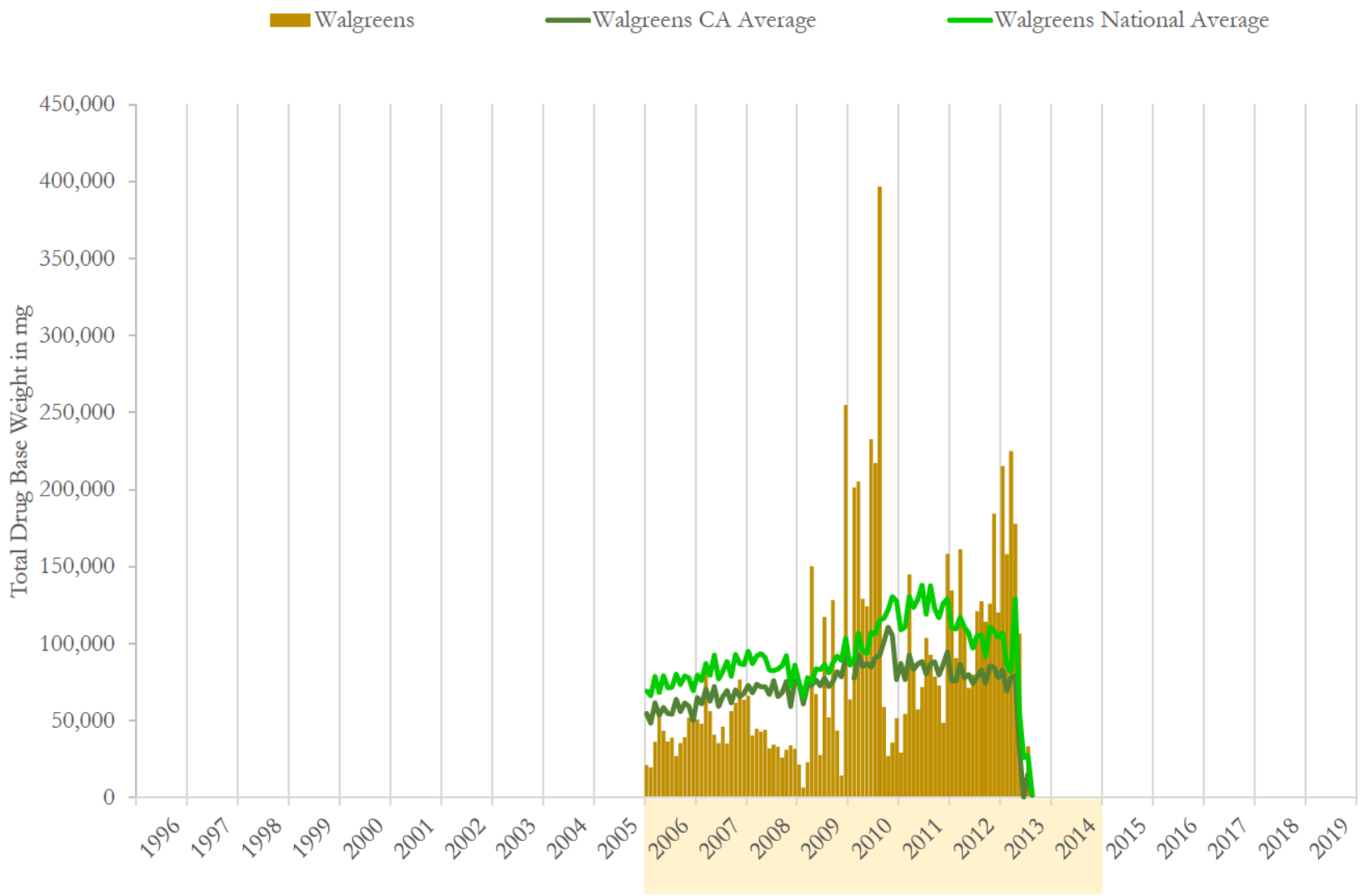

National and state averages reflect oxycodone shipped from Walgreen Co to all active pharmacies each month.
Data source: ARCOS (2006-2014) and Defendant Distribution Data (Walgreens 1/2006 - 3/2014)

Walgreens # 01126 (1/1996 to 1/2018)
DEA: AW1871854
1979 Mission Street
San Francisco, CA 94103

Walgreen Co Oxycodone Shipments to Walgreens # 01126

	Dosage Units		MME		Drug Base Weight in mg	
Date	Walgreens	% Change	Walgreens	% Change	Walgreens	% Change
01/2006	2,900	n/a	31,602	n/a	21,068	n/a
02/2006	3,300	13.8%	29,181	-7.7%	19,454	-7.7%
03/2006	1,700	-48.5%	54,328	86.2%	36,219	86.2%
04/2006	3,800	123.5%	81,155	49.4%	54,104	49.4%
05/2006	3,100	-18.4%	64,817	-20.1%	43,211	-20.1%
06/2006	3,700	19.4%	54,731	-15.6%	36,487	-15.6%
07/2006	4,400	18.9%	58,429	6.8%	38,953	6.8%
08/2006	2,300	-47.7%	40,275	-31.1%	26,850	-31.1%
09/2006	3,900	69.6%	53,050	31.7%	35,367	31.7%
10/2006	4,400	12.8%	58,899	11.0%	39,266	11.0%
11/2006	3,600	-18.2%	77,659	31.9%	51,773	31.9%
12/2006	5,900	63.9%	81,088	4.4%	54,059	4.4%
01/2007	4,800	-18.6%	75,978	-6.3%	50,652	-6.3%
02/2007	4,600	-4.2%	71,540	-5.8%	47,693	-5.8%
03/2007	4,600	0.0%	123,918	73.2%	82,612	73.2%
04/2007	5,900	28.3%	83,979	-32.2%	55,986	-32.2%
05/2007	4,300	-27.1%	61,320	-27.0%	40,880	-27.0%
06/2007	4,200	-2.3%	52,982	-13.6%	35,322	-13.6%
07/2007	3,800	-9.5%	68,985	30.2%	45,990	30.2%
08/2007	3,100	-18.4%	52,445	-24.0%	34,963	-24.0%
09/2007	4,000	29.0%	84,383	60.9%	56,255	60.9%
10/2007	5,500	37.5%	92,383	9.5%	61,589	9.5%
11/2007	5,000	-9.1%	114,975	24.5%	76,650	24.5%
12/2007	6,100	22.0%	95,140	-17.3%	63,427	-17.3%

Data source: ARCOS (2006-2014) and Defendant Distribution Data (Walgreens 1/2006 - 3/2014)

Walgreens # 01126 (1/1996 to 1/2018)
DEA: AW1871854
1979 Mission Street
San Francisco, CA 94103

Walgreen Co Oxycodone Shipments to Walgreens # 01126

	Dosage Units		MME		Drug Base Weight in mg	
Date	Walgreens	% Change	Walgreens	% Change	Walgreens	% Change
01/2008	5,700	-6.6%	99,107	4.2%	66,071	4.2%
02/2008	5,000	-12.3%	60,378	-39.1%	40,252	-39.1%
03/2008	4,400	-12.0%	67,102	11.1%	44,735	11.1%
04/2008	4,900	11.4%	64,211	-4.3%	42,807	-4.3%
05/2008	4,900	0.0%	65,758	2.4%	43,838	2.4%
06/2008	2,500	-49.0%	47,604	-27.6%	31,736	-27.6%
07/2008	3,500	40.0%	51,571	8.3%	34,381	8.3%
08/2008	3,600	2.9%	49,554	-3.9%	33,036	-3.9%
09/2008	2,900	-19.4%	38,863	-21.6%	25,909	-21.6%
10/2008	2,900	0.0%	46,327	19.2%	30,884	19.2%
11/2008	3,500	20.7%	50,899	9.9%	33,933	9.9%
12/2008	4,300	22.9%	47,470	-6.7%	31,646	-6.7%
01/2009	3,300	-23.3%	32,140	-32.3%	21,426	-32.3%
02/2009	900	-72.7%	9,749	-69.7%	6,500	-69.7%
03/2009	2,600	188.9%	34,224	251.0%	22,816	251.0%
04/2009	7,100	173.1%	225,178	558.0%	150,119	558.0%
05/2009	3,800	-46.5%	100,856	-55.2%	67,238	-55.2%
06/2009	2,500	-34.2%	41,217	-59.1%	27,478	-59.1%
07/2009	4,600	84.0%	175,961	326.9%	117,307	326.9%
08/2009	5,200	13.0%	78,197	-55.6%	52,131	-55.6%
09/2009	5,700	9.6%	192,299	145.9%	128,200	145.9%
10/2009	4,800	-15.8%	65,153	-66.1%	43,435	-66.1%
11/2009	1,800	-62.5%	21,449	-67.1%	14,299	-67.1%
12/2009	10,900	505.6%	382,514	1683.4%	255,009	1683.4%

Data source: ARCOS (2006-2014) and Defendant Distribution Data (Walgreens 1/2006 - 3/2014)

Walgreens # 01126 (1/1996 to 1/2018)
DEA: AW1871854
1979 Mission Street
San Francisco, CA 94103

Walgreen Co Oxycodone Shipments to Walgreens # 01126

	Dosage Units		MME		Drug Base Weight in mg	
Date	Walgreens	% Change	Walgreens	% Change	Walgreens	% Change
01/2010	3,500	-67.9%	95,477	-75.0%	63,652	-75.0%
02/2010	8,300	137.1%	301,829	216.1%	201,219	216.1%
03/2010	7,500	-9.6%	307,612	1.9%	205,074	1.9%
04/2010	5,800	-22.7%	193,644	-37.0%	129,096	-37.0%
05/2010	7,400	27.6%	186,248	-3.8%	124,165	-3.8%
06/2010	8,200	10.8%	348,963	87.4%	232,642	87.4%
07/2010	8,100	-1.2%	325,766	-6.6%	217,177	-6.6%
08/2010	12,200	50.6%	595,052	82.7%	396,701	82.7%
09/2010	5,300	-56.6%	88,081	-85.2%	58,721	-85.2%
10/2010	3,400	-35.8%	40,343	-54.2%	26,895	-54.2%
11/2010	4,600	35.3%	53,454	32.5%	35,636	32.5%
12/2010	5,000	8.7%	77,256	44.5%	51,504	44.5%
01/2011	3,700	-26.0%	43,637	-43.5%	29,091	-43.5%
02/2011	7,200	94.6%	81,357	86.4%	54,238	86.4%
03/2011	10,000	38.9%	217,110	166.9%	144,740	166.9%
04/2011	7,200	-28.0%	125,398	-42.2%	83,599	-42.2%
05/2011	5,700	-20.8%	86,064	-31.4%	57,376	-31.4%
06/2011	5,900	3.5%	107,580	25.0%	71,720	25.0%
07/2011	9,100	54.2%	155,319	44.4%	103,546	44.4%
08/2011	7,600	-16.5%	139,182	-10.4%	92,788	-10.4%
09/2011	5,400	-28.9%	117,666	-15.5%	78,444	-15.5%
10/2011	6,300	16.7%	109,261	-7.1%	72,841	-7.1%
11/2011	5,600	-11.1%	72,953	-33.2%	48,635	-33.2%
12/2011	11,300	101.8%	237,348	225.3%	158,232	225.3%

Data source: ARCOS (2006-2014) and Defendant Distribution Data (Walgreens 1/2006 - 3/2014)

Walgreen Co Oxycodone Shipments to Walgreens # 01126

	Dosage Units		MME		Drug Base Weight in mg	
Date	Walgreens	% Change	Walgreens	% Change	Walgreens	% Change
01/2012	9,400	-16.8%	201,713	-15.0%	134,475	-15.0%
02/2012	6,600	-29.8%	135,820	-32.7%	90,547	-32.7%
03/2012	8,800	33.3%	242,055	78.2%	161,370	78.2%
04/2012	8,600	-2.3%	164,060	-32.2%	109,373	-32.2%
05/2012	7,500	-12.8%	106,908	-34.8%	71,272	-34.8%
06/2012	6,900	-8.0%	119,683	11.9%	79,789	11.9%
07/2012	7,900	14.5%	181,541	51.7%	121,028	51.7%
08/2012	10,200	29.1%	190,955	5.2%	127,303	5.2%
09/2012	8,700	-14.7%	171,119	-10.4%	114,080	-10.4%
10/2012	9,100	4.6%	188,915	10.4%	125,944	10.4%
11/2012	14,100	54.9%	276,346	46.3%	184,231	46.3%
12/2012	7,400	-47.5%	180,197	-34.8%	120,131	-34.8%
01/2013	12,900	74.3%	322,740	79.1%	215,160	79.1%
02/2013	9,200	-28.7%	237,012	-26.6%	158,008	-26.6%
03/2013	12,800	39.1%	337,196	42.3%	224,797	42.3%
04/2013	11,500	-10.2%	266,597	-20.9%	177,731	-20.9%
05/2013	7,000	-39.1%	159,689	-40.1%	106,459	-40.1%
06/2013	0	-100.0%	0	-100.0%	0	-100.0%
07/2013	3,900	n/a	50,070	n/a	33,380	n/a
08/2013	100	-97.4%	1,009	-98.0%	672	-98.0%
09/2013	0	-100.0%	0	-100.0%	0	-100.0%
10/2013	0	n/a	0	n/a	0	n/a
11/2013	0	n/a	0	n/a	0	n/a
12/2013	0	n/a	0	n/a	0	n/a

Data source: ARCOS (2006-2014) and Defendant Distribution Data (Walgreens 1/2006 - 3/2014)

Walgreens # 01126 (1/1996 to 1/2018)
DEA: AW1871854
1979 Mission Street
San Francisco, CA 94103

Walgreen Co Oxycodone Shipments to Walgreens # 01126

	Dosage Units		MME		Drug Base Weight in mg	
Date	Walgreens	% Change	Walgreens	% Change	Walgreens	% Change
1996	0		0		0	
1997	0	n/a	0	n/a	0	n/a
1998	0	n/a	0	n/a	0	n/a
1999	0	n/a	0	n/a	0	n/a
2000	0	n/a	0	n/a	0	n/a
2001	0	n/a	0	n/a	0	n/a
2002	0	n/a	0	n/a	0	n/a
2003	0	n/a	0	n/a	0	n/a
2004	0	n/a	0	n/a	0	n/a
2005	0	n/a	0	n/a	0	n/a
2006	43,000	n/a	685,214	n/a	456,810	n/a
2007	55,900	30.0%	978,027	42.7%	652,018	42.7%
2008	48,100	-14.0%	688,843	-29.6%	459,229	-29.6%
2009	53,200	10.6%	1,358,937	97.3%	905,958	97.3%
2010	79,300	49.1%	2,613,723	92.3%	1,742,482	92.3%
2011	85,000	7.2%	1,492,874	-42.9%	995,249	-42.9%
2012	105,200	23.8%	2,159,310	44.6%	1,439,540	44.6%
2013	57,400	-45.4%	1,374,312	-36.4%	916,208	-36.4%
2014	0	-100.0%	0	-100.0%	0	-100.0%
2015	0	n/a	0	n/a	0	n/a
2016	0	n/a	0	n/a	0	n/a
2017	0	n/a	0	n/a	0	n/a
2018	0	n/a	0	n/a	0	n/a
2019	0	n/a	0	n/a	0	n/a
Total	**527,100**		**11,351,241**		**7,567,494**	

Data source: ARCOS (2006-2014) and Defendant Distribution Data (Walgreens 1/2006 - 3/2014)

Walgreens # 01126 (1/1996 to 1/2018)
DEA: AW1871854
1979 Mission Street
San Francisco, CA 94103

Walgreen Co Oxycodone Shipments to Walgreens # 01126, by Strength

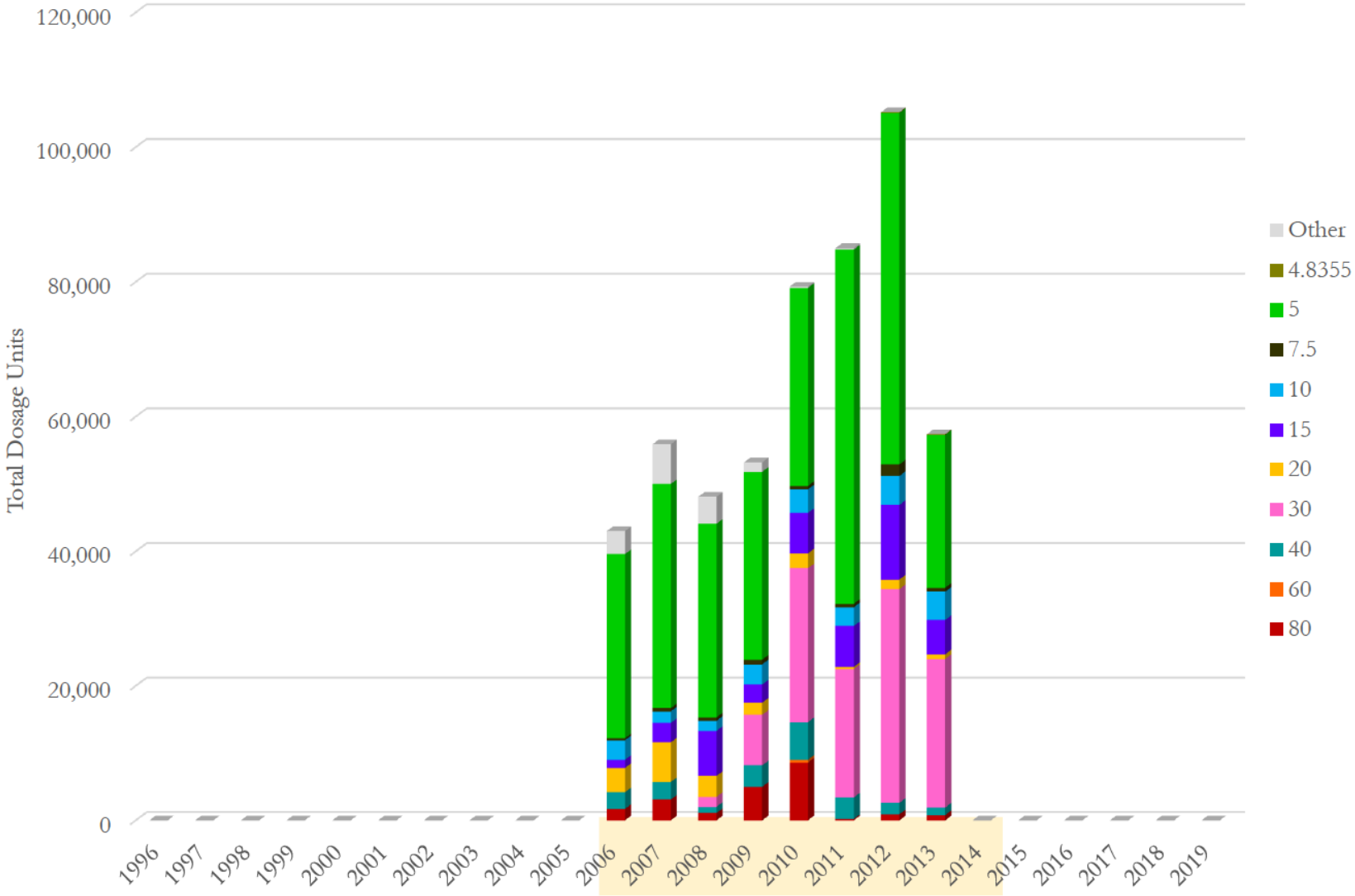

Data source: ARCOS (2006-2014) and Defendant Distribution Data (Walgreens 1/2006 - 3/2014)

Walgreens # 01126 (1/1996 to 1/2018)
DEA: AW1871854
1979 Mission Street
San Francisco, CA 94103

Walgreen Co Oxycodone Shipments to Walgreens # 01126, by Strength

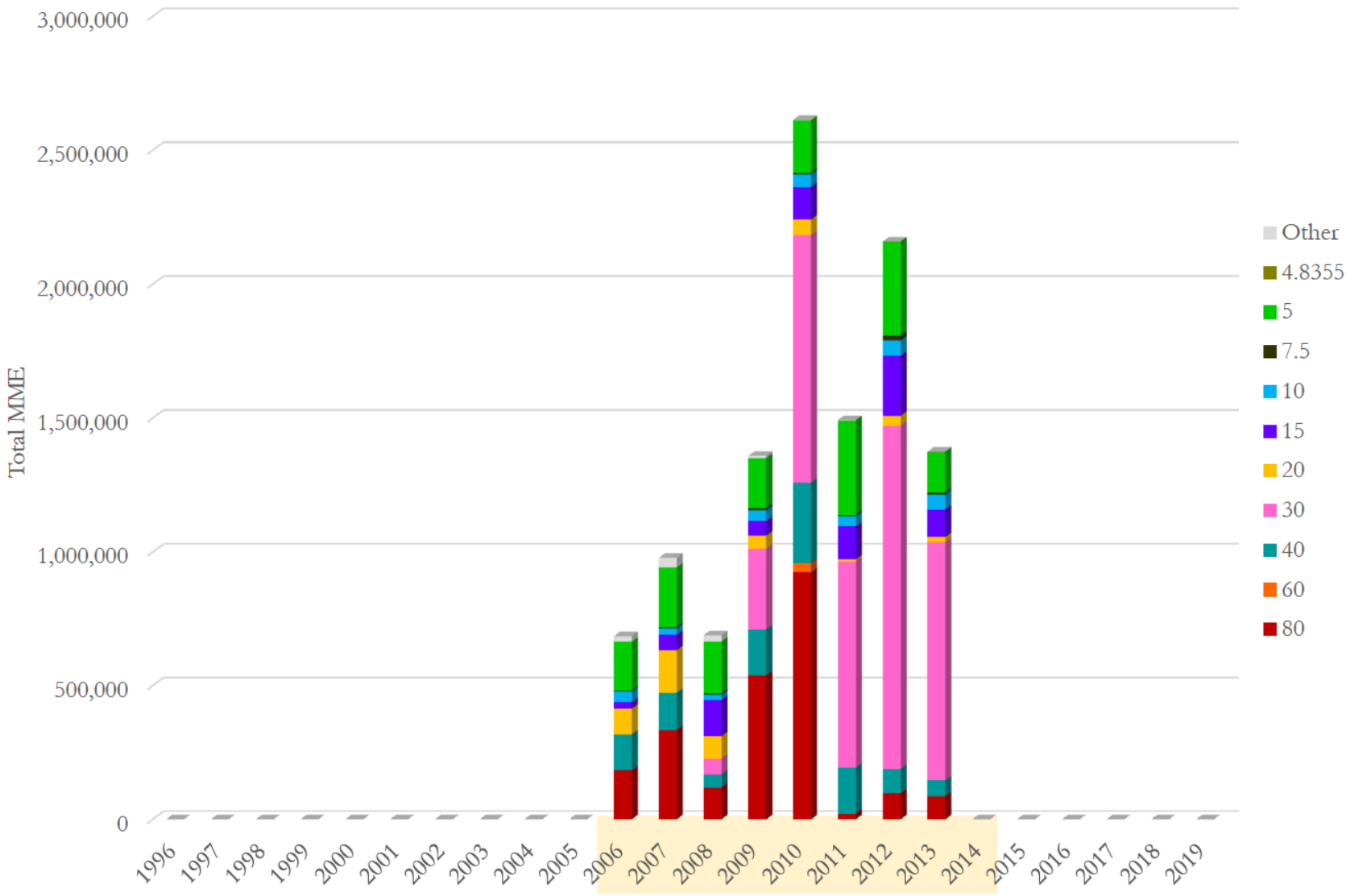

Data source: ARCOS (2006-2014) and Defendant Distribution Data (Walgreens 1/2006 - 3/2014)

Walgreens # 01126 (1/1996 to 1/2018)
DEA: AW1871854
1979 Mission Street
San Francisco, CA 94103

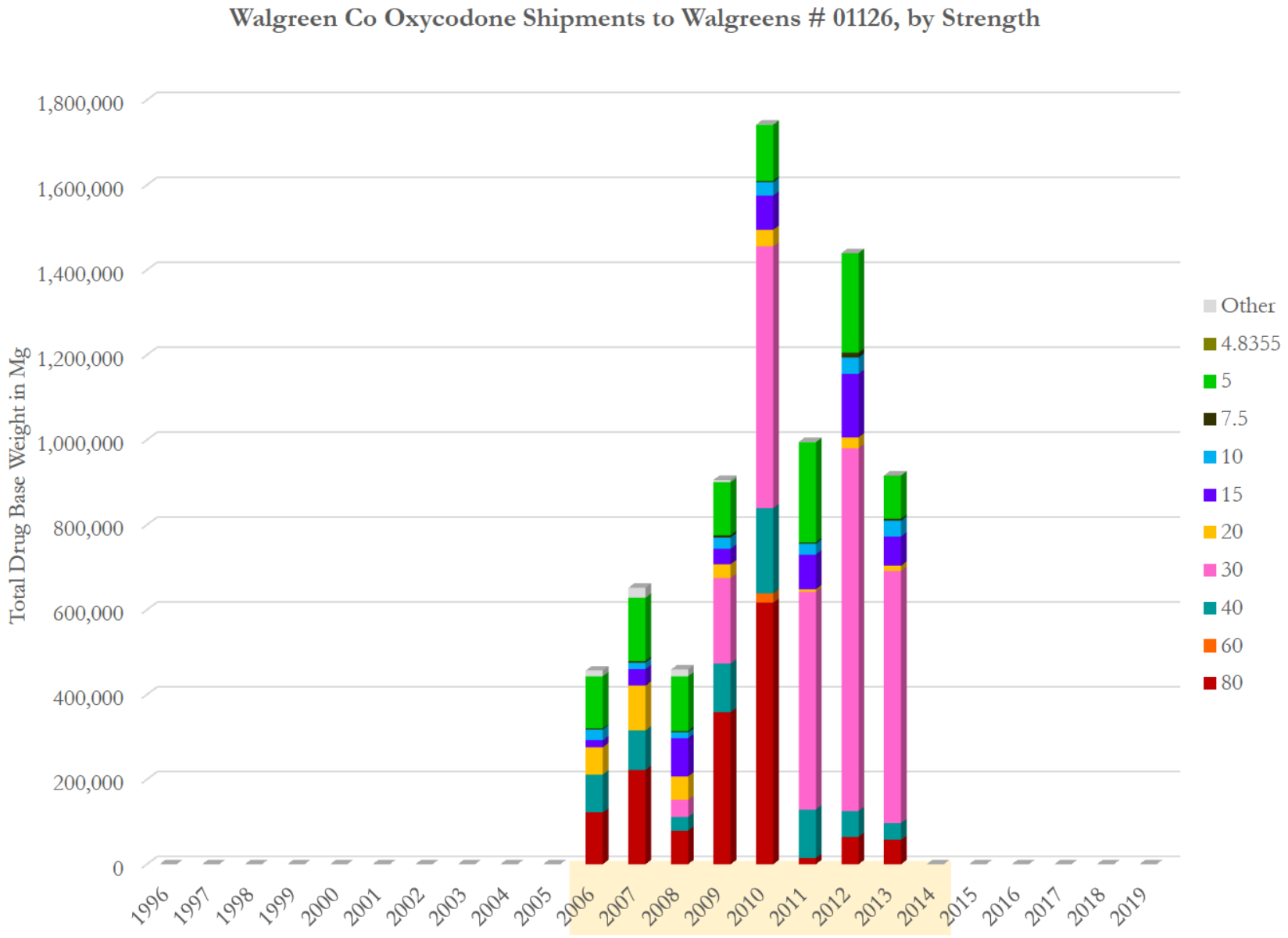

Data source: ARCOS (2006-2014) and Defendant Distribution Data (Walgreens 1/2006 - 3/2014)

Walgreens # 01126 (1/1996 to 1/2018)
DEA: AW1871854
1979 Mission Street
San Francisco, CA 94103

Walgreen Co Oxycodone Shipments to Walgreens # 01126, by Strength
(Total Dosage Units)

Strength Year\	80	60	40	30	20	15	10	7.5	5	4.8355	Other	Total	Avg. Str
1996	0	0	0	0	0	0	0	0	0	0	0	**0**	
1997	0	0	0	0	0	0	0	0	0	0	0	**0**	
1998	0	0	0	0	0	0	0	0	0	0	0	**0**	
1999	0	0	0	0	0	0	0	0	0	0	0	**0**	
2000	0	0	0	0	0	0	0	0	0	0	0	**0**	
2001	0	0	0	0	0	0	0	0	0	0	0	**0**	
2002	0	0	0	0	0	0	0	0	0	0	0	**0**	
2003	0	0	0	0	0	0	0	0	0	0	0	**0**	
2004	0	0	0	0	0	0	0	0	0	0	0	**0**	
2005	0	0	0	0	0	0	0	0	0	0	0	**0**	
2006	1,700	0	2,500	0	3,600	1,200	2,900	300	27,400	0	3,400	**43,000**	12.48
2007	3,100	0	2,600	0	5,900	2,900	1,700	500	33,300	0	5,900	**55,900**	14.02
2008	1,100	0	900	1,500	3,100	6,700	1,500	500	28,800	0	4,000	**48,100**	11.21
2009	5,000	0	3,200	7,500	1,800	2,700	3,000	700	27,900	0	1,400	**53,200**	19.39
2010	8,600	400	5,600	22,900	2,200	6,000	3,500	500	29,400	0	200	**79,300**	24.56
2011	200	0	3,200	19,100	300	6,100	2,800	500	52,600	0	200	**85,000**	13.08
2012	900	0	1,700	31,800	1,400	11,100	4,300	1,700	52,200	100	0	**105,200**	15.26
2013	800	0	1,100	22,100	700	5,100	4,200	600	22,700	100	0	**57,400**	17.80
2014	0	0	0	0	0	0	0	0	0	0	0	**0**	
2015	0	0	0	0	0	0	0	0	0	0	0	**0**	
2016	0	0	0	0	0	0	0	0	0	0	0	**0**	
2017	0	0	0	0	0	0	0	0	0	0	0	**0**	
2018	0	0	0	0	0	0	0	0	0	0	0	**0**	
2019	0	0	0	0	0	0	0	0	0	0	0	**0**	
Total	**21,400**	**400**	**20,800**	**104,900**	**19,000**	**41,800**	**23,900**	**5,300**	**274,300**	**200**	**15,100**	**527,100**	16.35

Data source: ARCOS (2006-2014) and Defendant Distribution Data (Walgreens 1/2006 - 3/2014)

Walgreens # 01126 (1/1996 to 1/2018)
DEA: AW1871854
1979 Mission Street
San Francisco, CA 94103

Walgreen Co Oxycodone Shipments to Walgreens # 01126, by Strength
(Total MME)

Strength Year\	80	60	40	30	20	15	10	7.5	5	4.8355	Other	Total	Avg. Str
1996	0	0	0	0	0	0	0	0	0	0	0	**0**	
1997	0	0	0	0	0	0	0	0	0	0	0	**0**	
1998	0	0	0	0	0	0	0	0	0	0	0	**0**	
1999	0	0	0	0	0	0	0	0	0	0	0	**0**	
2000	0	0	0	0	0	0	0	0	0	0	0	**0**	
2001	0	0	0	0	0	0	0	0	0	0	0	**0**	
2002	0	0	0	0	0	0	0	0	0	0	0	**0**	
2003	0	0	0	0	0	0	0	0	0	0	0	**0**	
2004	0	0	0	0	0	0	0	0	0	0	0	**0**	
2005	0	0	0	0	0	0	0	0	0	0	0	**0**	
2006	182,886	0	134,475	0	96,822	24,206	38,998	3,026	184,228	0	20,575	**685,214**	12.48
2007	333,498	0	139,854	0	158,681	58,497	22,861	5,043	223,891	0	35,703	**978,027**	14.02
2008	118,338	0	48,411	60,514	83,375	135,147	20,171	5,043	193,639	0	24,206	**688,843**	11.21
2009	537,900	0	172,128	302,569	48,411	54,462	40,343	7,060	187,593	0	8,472	**1,358,937**	19.39
2010	925,188	32,274	301,224	923,843	59,169	121,028	47,066	5,043	197,678	0	1,210	**2,613,723**	24.56
2011	21,516	0	172,128	770,542	8,069	123,045	37,653	5,043	353,669	0	1,210	**1,492,874**	13.08
2012	96,822	0	91,443	1,282,892	37,653	223,901	57,824	17,146	350,980	650	0	**2,159,310**	15.26
2013	86,064	0	59,169	891,569	18,827	102,873	56,480	6,051	152,629	650	0	**1,374,312**	17.80
2014	0	0	0	0	0	0	0	0	0	0	0	**0**	
2015	0	0	0	0	0	0	0	0	0	0	0	**0**	
2016	0	0	0	0	0	0	0	0	0	0	0	**0**	
2017	0	0	0	0	0	0	0	0	0	0	0	**0**	
2018	0	0	0	0	0	0	0	0	0	0	0	**0**	
2019	0	0	0	0	0	0	0	0	0	0	0	**0**	
Total	**2,302,212**	**32,274**	**1,118,832**	**4,231,928**	**511,005**	**843,158**	**321,395**	**53,454**	**1,844,307**	**1,301**	**91,376**	**11,351,241**	16.35

Data source: ARCOS (2006-2014) and Defendant Distribution Data (Walgreens 1/2006 - 3/2014)

Walgreens # 01126 (1/1996 to 1/2018)
DEA: AW1871854
1979 Mission Street
San Francisco, CA 94103

Walgreen Co Oxycodone Shipments to Walgreens # 01126, by Strength
(Total Drug Base Weight in Milligram)

Strength Year\	80	60	40	30	20	15	10	7.5	5	4.8355	Other	Total	Avg. Str
1996	0	0	0	0	0	0	0	0	0	0	0	**0**	
1997	0	0	0	0	0	0	0	0	0	0	0	**0**	
1998	0	0	0	0	0	0	0	0	0	0	0	**0**	
1999	0	0	0	0	0	0	0	0	0	0	0	**0**	
2000	0	0	0	0	0	0	0	0	0	0	0	**0**	
2001	0	0	0	0	0	0	0	0	0	0	0	**0**	
2002	0	0	0	0	0	0	0	0	0	0	0	**0**	
2003	0	0	0	0	0	0	0	0	0	0	0	**0**	
2004	0	0	0	0	0	0	0	0	0	0	0	**0**	
2005	0	0	0	0	0	0	0	0	0	0	0	**0**	
2006	121,924	0	89,650	0	64,548	16,137	25,999	2,017	122,819	0	13,716	**456,810**	12.48
2007	222,332	0	93,236	0	105,787	38,998	15,241	3,362	149,261	0	23,802	**652,018**	14.02
2008	78,892	0	32,274	40,343	55,583	90,098	13,448	3,362	129,093	0	16,137	**459,229**	11.21
2009	358,600	0	114,752	201,713	32,274	36,308	26,895	4,707	125,062	0	5,648	**905,958**	19.39
2010	616,792	21,516	200,816	615,896	39,446	80,685	31,378	3,362	131,786	0	807	**1,742,482**	24.56
2011	14,344	0	114,752	513,695	5,379	82,030	25,102	3,362	235,780	0	807	**995,249**	13.08
2012	64,548	0	60,962	855,261	25,102	149,267	38,550	11,430	233,987	434	0	**1,439,540**	15.26
2013	57,376	0	39,446	594,380	12,551	68,582	37,653	4,034	101,753	434	0	**916,208**	17.80
2014	0	0	0	0	0	0	0	0	0	0	0	**0**	
2015	0	0	0	0	0	0	0	0	0	0	0	**0**	
2016	0	0	0	0	0	0	0	0	0	0	0	**0**	
2017	0	0	0	0	0	0	0	0	0	0	0	**0**	
2018	0	0	0	0	0	0	0	0	0	0	0	**0**	
2019	0	0	0	0	0	0	0	0	0	0	0	**0**	
Total	**1,534,808**	**21,516**	**745,888**	**2,821,286**	**340,670**	**562,106**	**214,264**	**35,636**	**1,229,538**	**867**	**60,917**	**7,567,494**	16.35

Data source: ARCOS (2006-2014) and Defendant Distribution Data (Walgreens 1/2006 - 3/2014)

Walgreens # 01126 (1/1996 to 1/2018)
DEA: AW1871854
1979 Mission Street
San Francisco, CA 94103

Anda, Inc Hydrocodone Shipments to Walgreens # 01126

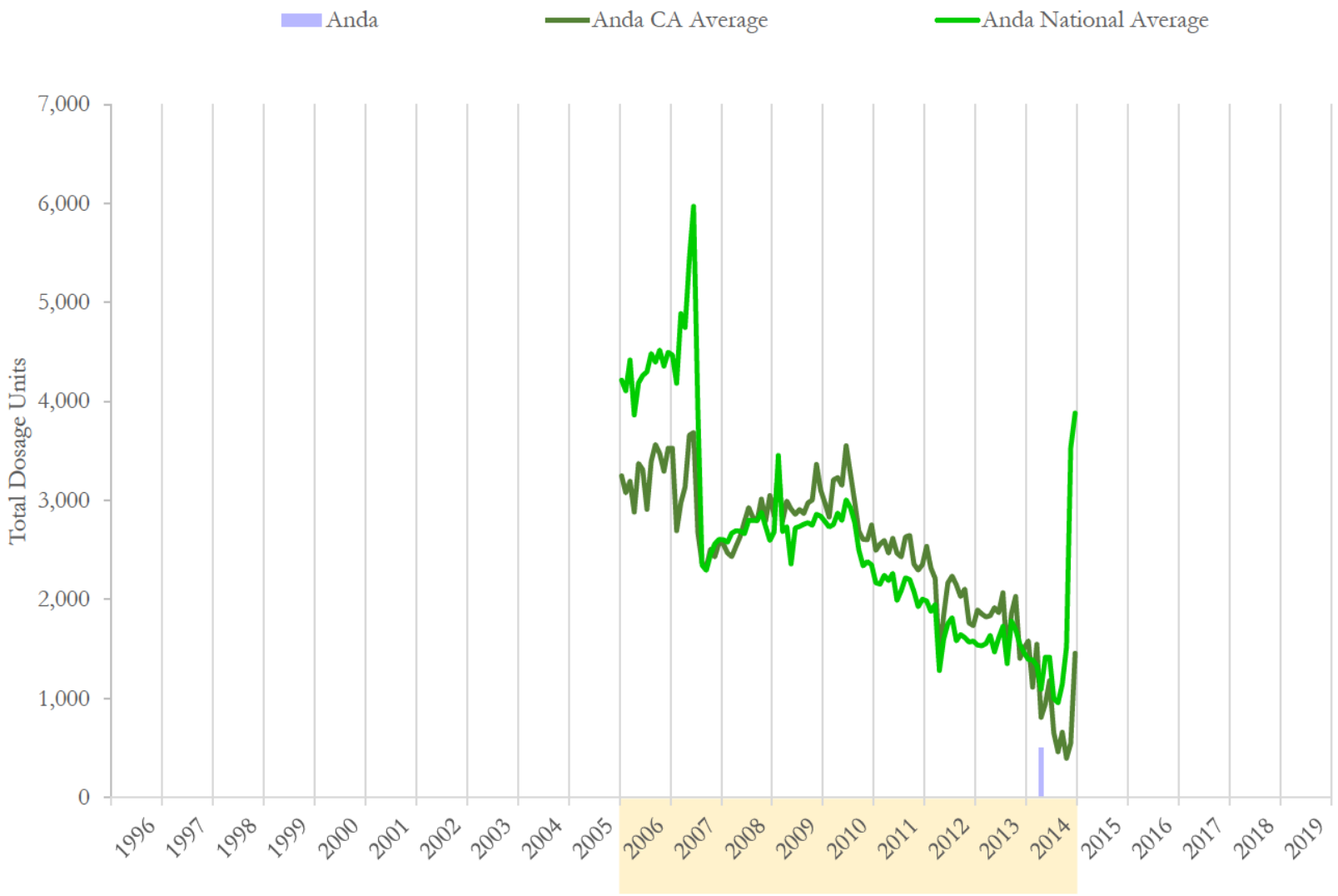

National and state averages reflect hydrocodone shipped from Anda, Inc to all active pharmacies each month.
Data source: ARCOS (2006-2014) and Defendant Distribution Data (Anda 12/1996 - 1/2015)

Walgreens # 01126 (1/1996 to 1/2018)
DEA: AW1871854
1979 Mission Street
San Francisco, CA 94103

Anda, Inc Hydrocodone Shipments to Walgreens # 01126

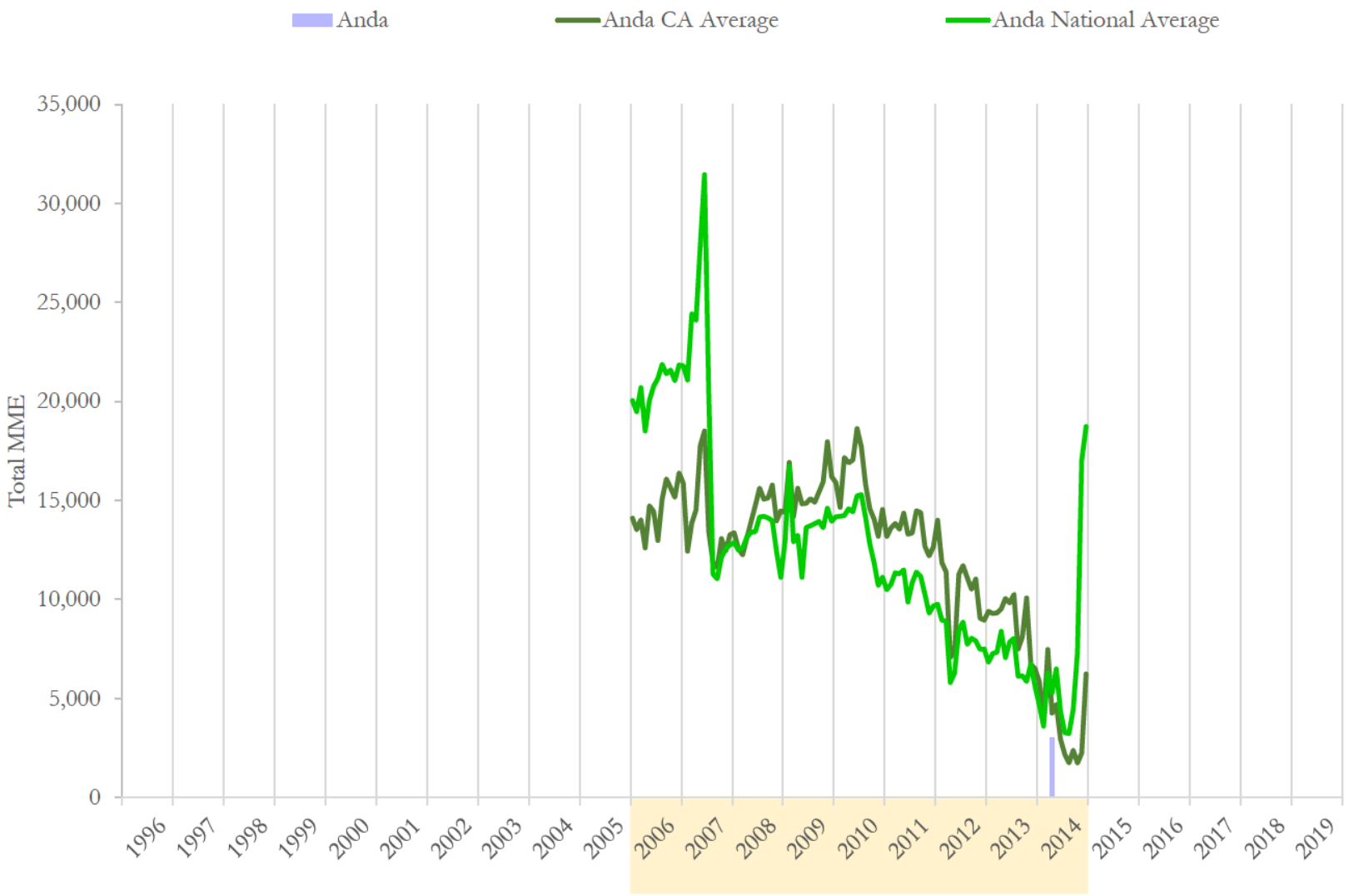

National and state averages reflect hydrocodone shipped from Anda, Inc to all active pharmacies each month.
Data source: ARCOS (2006-2014) and Defendant Distribution Data (Anda 12/1996 - 1/2015)

Walgreens # 01126 (1/1996 to 1/2018)
DEA: AW1871854
1979 Mission Street
San Francisco, CA 94103

Anda, Inc Hydrocodone Shipments to Walgreens # 01126

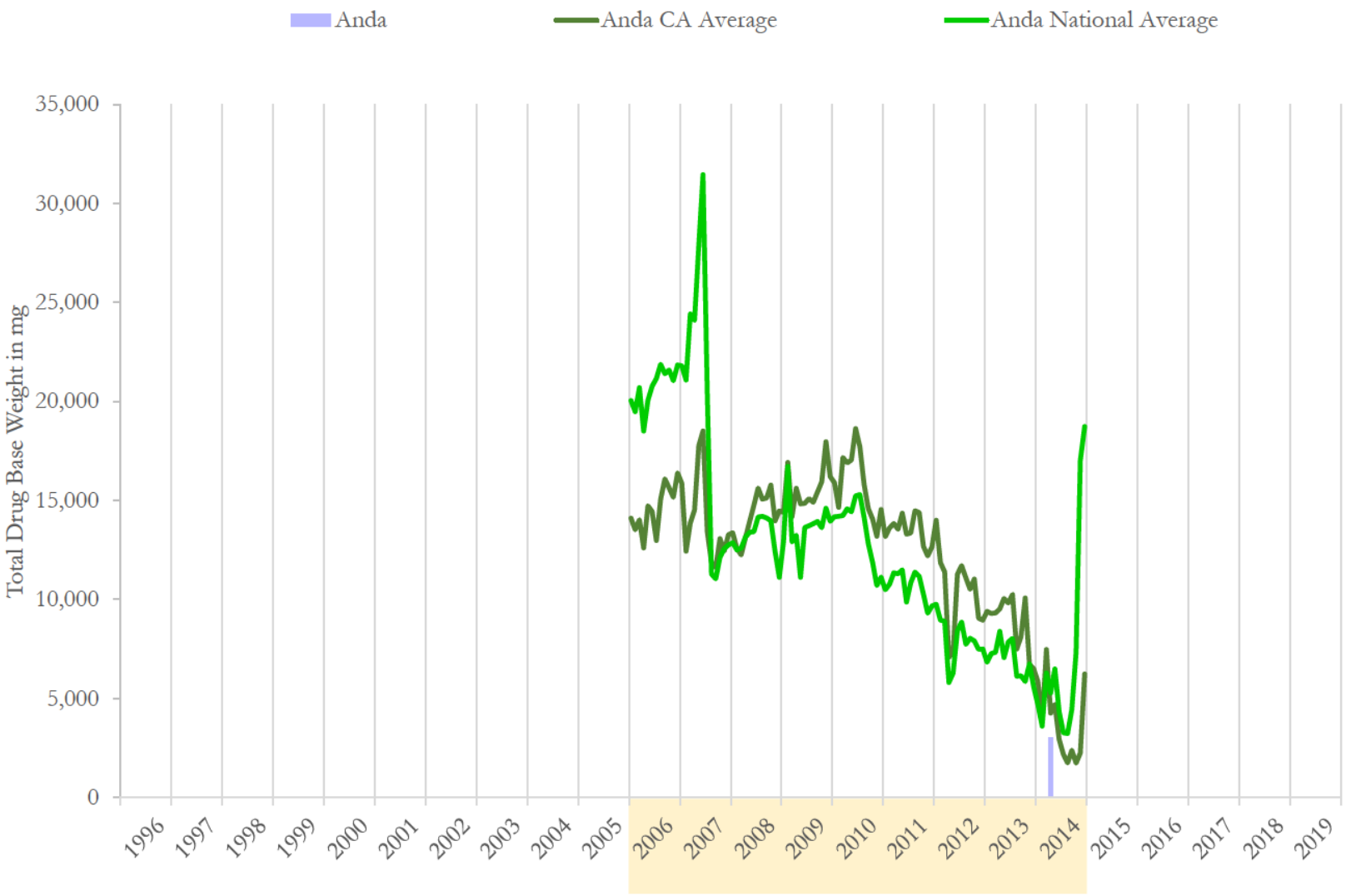

National and state averages reflect hydrocodone shipped from Anda, Inc to all active pharmacies each month.
Data source: ARCOS (2006-2014) and Defendant Distribution Data (Anda 12/1996 - 1/2015)

Anda, Inc Hydrocodone Shipments to Walgreens # 01126

	Dosage Units		MME		Drug Base Weight in mg	
Date	Anda	% Change	Anda	% Change	Anda	% Change
01/2014	0	n/a	0	n/a	0	n/a
02/2014	0	n/a	0	n/a	0	n/a
03/2014	0	n/a	0	n/a	0	n/a
04/2014	500	n/a	3,027	n/a	3,027	n/a
05/2014	0	-100.0%	0	-100.0%	0	-100.0%
06/2014	0	n/a	0	n/a	0	n/a
07/2014	0	n/a	0	n/a	0	n/a
08/2014	0	n/a	0	n/a	0	n/a
09/2014	0	n/a	0	n/a	0	n/a
10/2014	0	n/a	0	n/a	0	n/a
11/2014	0	n/a	0	n/a	0	n/a
12/2014	0	n/a	0	n/a	0	n/a
01/2015	0	n/a	0	n/a	0	n/a
02/2015	0	n/a	0	n/a	0	n/a
03/2015	0	n/a	0	n/a	0	n/a
04/2015	0	n/a	0	n/a	0	n/a
05/2015	0	n/a	0	n/a	0	n/a
06/2015	0	n/a	0	n/a	0	n/a
07/2015	0	n/a	0	n/a	0	n/a
08/2015	0	n/a	0	n/a	0	n/a
09/2015	0	n/a	0	n/a	0	n/a
10/2015	0	n/a	0	n/a	0	n/a
11/2015	0	n/a	0	n/a	0	n/a
12/2015	0	n/a	0	n/a	0	n/a

Data source: ARCOS (2006-2014) and Defendant Distribution Data (Anda 12/1996 - 1/2015)

Walgreens # 01126 (1/1996 to 1/2018)
DEA: AW1871854
1979 Mission Street
San Francisco, CA 94103

Anda, Inc Hydrocodone Shipments to Walgreens # 01126

	Dosage Units		MME		Drug Base Weight in mg	
Date	**Anda**	**% Change**	**Anda**	**% Change**	**Anda**	**% Change**
1996	0		0		0	
1997	0	n/a	0	n/a	0	n/a
1998	0	n/a	0	n/a	0	n/a
1999	0	n/a	0	n/a	0	n/a
2000	0	n/a	0	n/a	0	n/a
2001	0	n/a	0	n/a	0	n/a
2002	0	n/a	0	n/a	0	n/a
2003	0	n/a	0	n/a	0	n/a
2004	0	n/a	0	n/a	0	n/a
2005	0	n/a	0	n/a	0	n/a
2006	0	n/a	0	n/a	0	n/a
2007	0	n/a	0	n/a	0	n/a
2008	0	n/a	0	n/a	0	n/a
2009	0	n/a	0	n/a	0	n/a
2010	0	n/a	0	n/a	0	n/a
2011	0	n/a	0	n/a	0	n/a
2012	0	n/a	0	n/a	0	n/a
2013	0	n/a	0	n/a	0	n/a
2014	500	n/a	3,027	n/a	3,027	n/a
2015	0	-100.0%	0	-100.0%	0	-100.0%
2016	0	n/a	0	n/a	0	n/a
2017	0	n/a	0	n/a	0	n/a
2018	0	n/a	0	n/a	0	n/a
2019	0	n/a	0	n/a	0	n/a
Total	**500**		**3,027**		**3,027**	

Data source: ARCOS (2006-2014) and Defendant Distribution Data (Anda 12/1996 - 1/2015)

Walgreens # 01126 (1/1996 to 1/2018)
DEA: AW1871854
1979 Mission Street
San Francisco, CA 94103

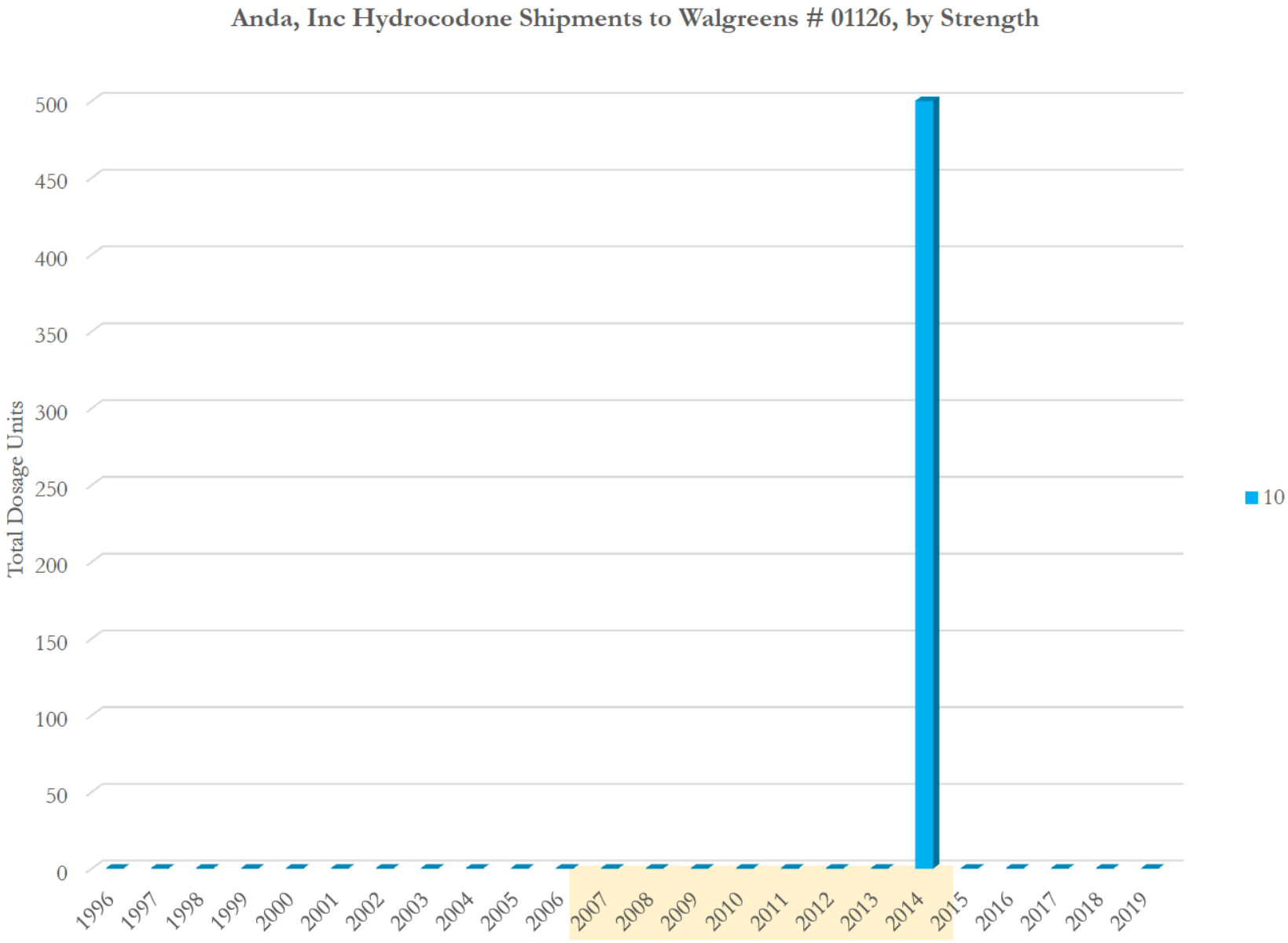

Data source: ARCOS (2006-2014) and Defendant Distribution Data (Anda 12/1996 - 1/2015)

Walgreens # 01126 (1/1996 to 1/2018)
DEA: AW1871854
1979 Mission Street
San Francisco, CA 94103

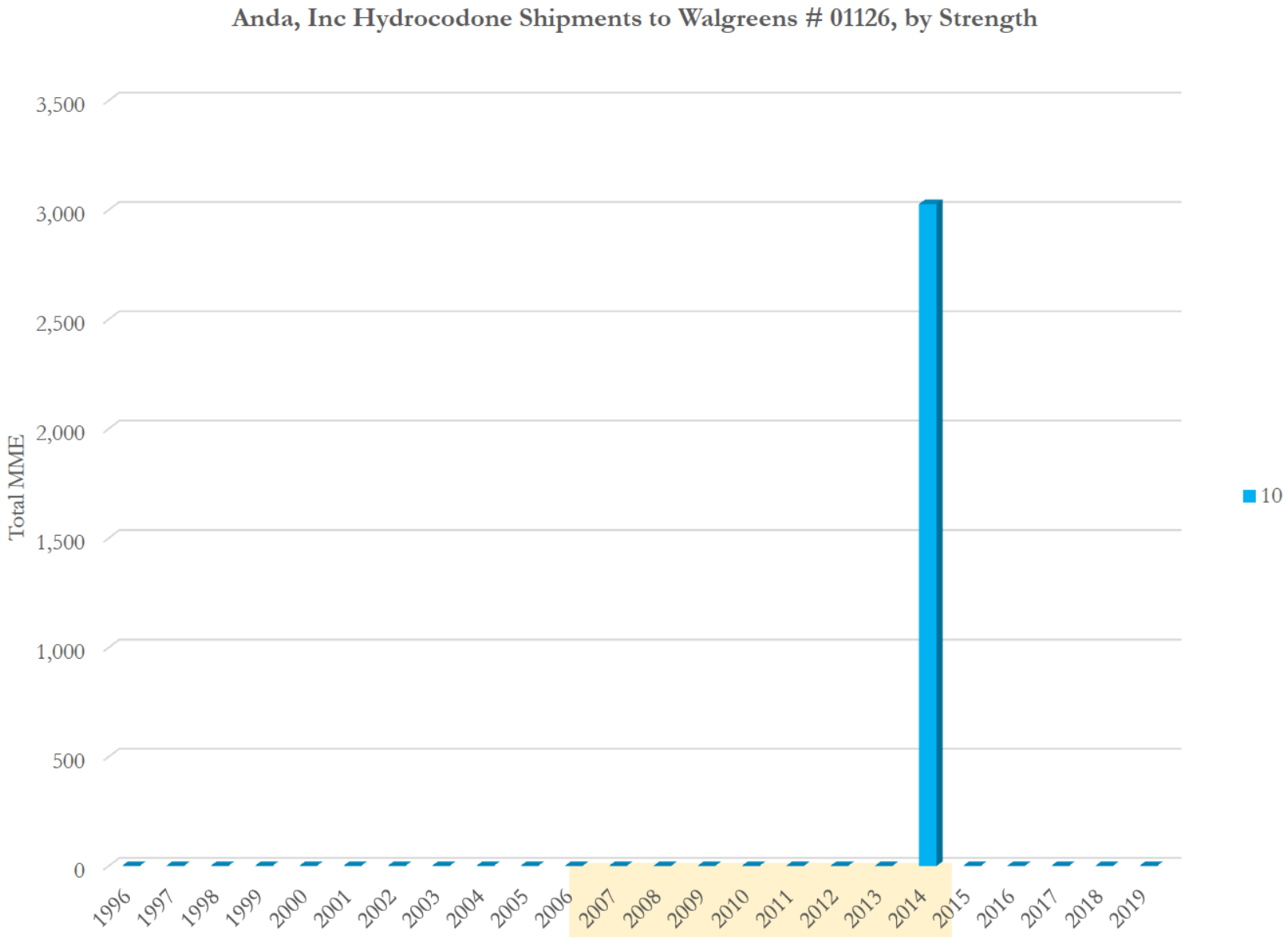

Data source: ARCOS (2006-2014) and Defendant Distribution Data (Anda 12/1996 - 1/2015)

Walgreens # 01126 (1/1996 to 1/2018)
DEA: AW1871854
1979 Mission Street
San Francisco, CA 94103

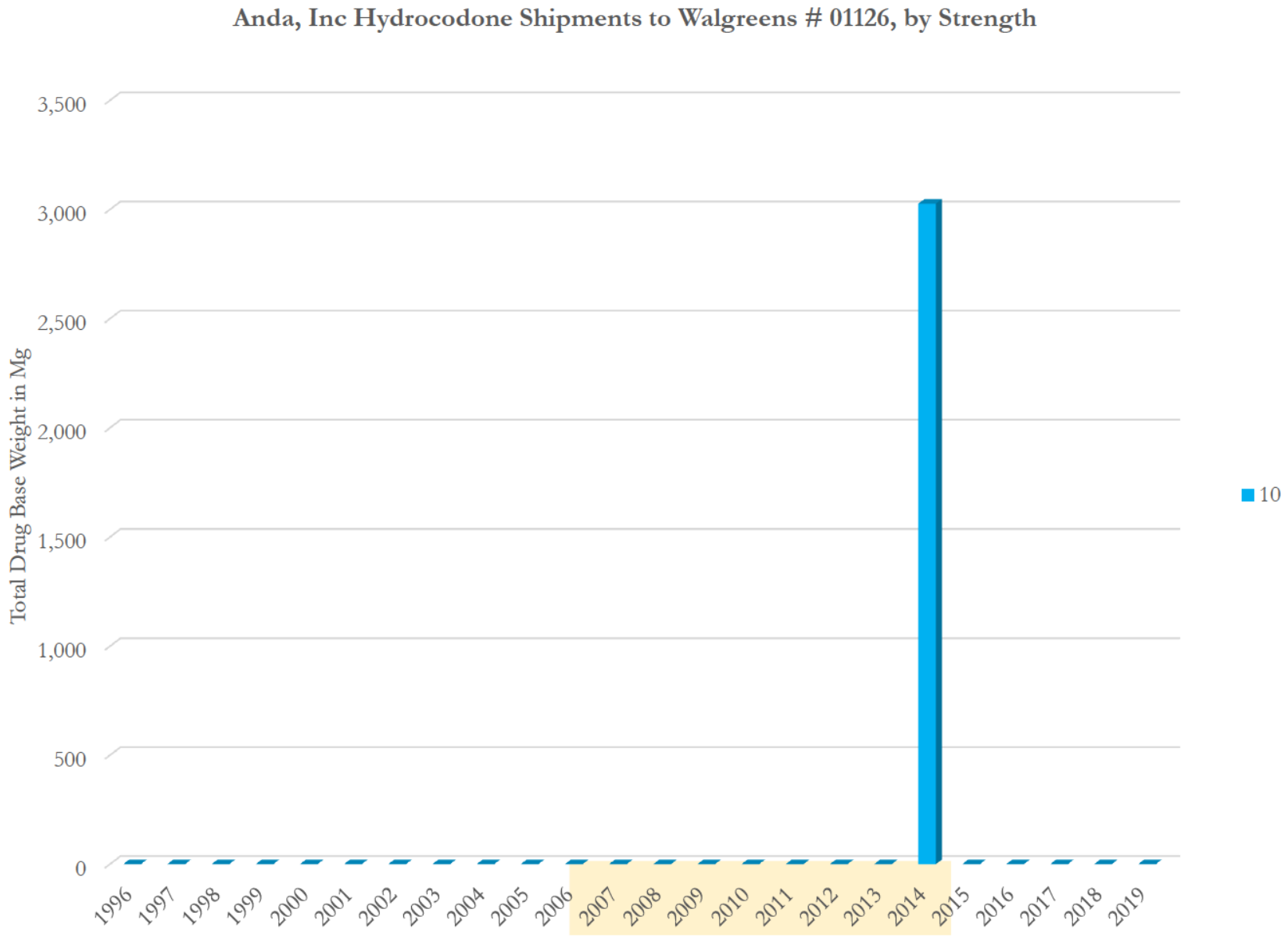

Data source: ARCOS (2006-2014) and Defendant Distribution Data (Anda 12/1996 - 1/2015)

Anda, Inc Hydrocodone Shipments to Walgreens # 01126, by Strength
(Total Dosage Units)

Strength Year\	10	Total	Avg. Str
1996	0	**0**	
1997	0	**0**	
1998	0	**0**	
1999	0	**0**	
2000	0	**0**	
2001	0	**0**	
2002	0	**0**	
2003	0	**0**	
2004	0	**0**	
2005	0	**0**	
2006	0	**0**	
2007	0	**0**	
2008	0	**0**	
2009	0	**0**	
2010	0	**0**	
2011	0	**0**	
2012	0	**0**	
2013	0	**0**	
2014	500	**500**	10.00
2015	0	**0**	
2016	0	**0**	
2017	0	**0**	
2018	0	**0**	
2019	0	**0**	
Total	**500**	**500**	10.00

Data source: ARCOS (2006-2014) and Defendant Distribution Data (Anda 12/1996 - 1/2015)

Anda, Inc Hydrocodone Shipments to Walgreens # 01126, by Strength
(Total MME)

Strength Year\	10	Total	Avg. Str
1996	0	**0**	
1997	0	**0**	
1998	0	**0**	
1999	0	**0**	
2000	0	**0**	
2001	0	**0**	
2002	0	**0**	
2003	0	**0**	
2004	0	**0**	
2005	0	**0**	
2006	0	**0**	
2007	0	**0**	
2008	0	**0**	
2009	0	**0**	
2010	0	**0**	
2011	0	**0**	
2012	0	**0**	
2013	0	**0**	
2014	3,027	**3,027**	10.00
2015	0	**0**	
2016	0	**0**	
2017	0	**0**	
2018	0	**0**	
2019	0	**0**	
Total	**3,027**	**3,027**	10.00

Data source: ARCOS (2006-2014) and Defendant Distribution Data (Anda 12/1996 - 1/2015)

Anda, Inc Hydrocodone Shipments to Walgreens # 01126, by Strength
(Total Drug Base Weight in Milligram)

Strength Year\	10	Total	Avg. Str
1996	0	**0**	
1997	0	**0**	
1998	0	**0**	
1999	0	**0**	
2000	0	**0**	
2001	0	**0**	
2002	0	**0**	
2003	0	**0**	
2004	0	**0**	
2005	0	**0**	
2006	0	**0**	
2007	0	**0**	
2008	0	**0**	
2009	0	**0**	
2010	0	**0**	
2011	0	**0**	
2012	0	**0**	
2013	0	**0**	
2014	3,027	**3,027**	10.00
2015	0	**0**	
2016	0	**0**	
2017	0	**0**	
2018	0	**0**	
2019	0	**0**	
Total	**3,027**	**3,027**	10.00

Data source: ARCOS (2006-2014) and Defendant Distribution Data (Anda 12/1996 - 1/2015)

Walgreens # 01126 (1/1996 to 1/2018)
DEA: AW1871854
1979 Mission Street
San Francisco, CA 94103

Walgreen Co Hydrocodone Shipments to Walgreens # 01126

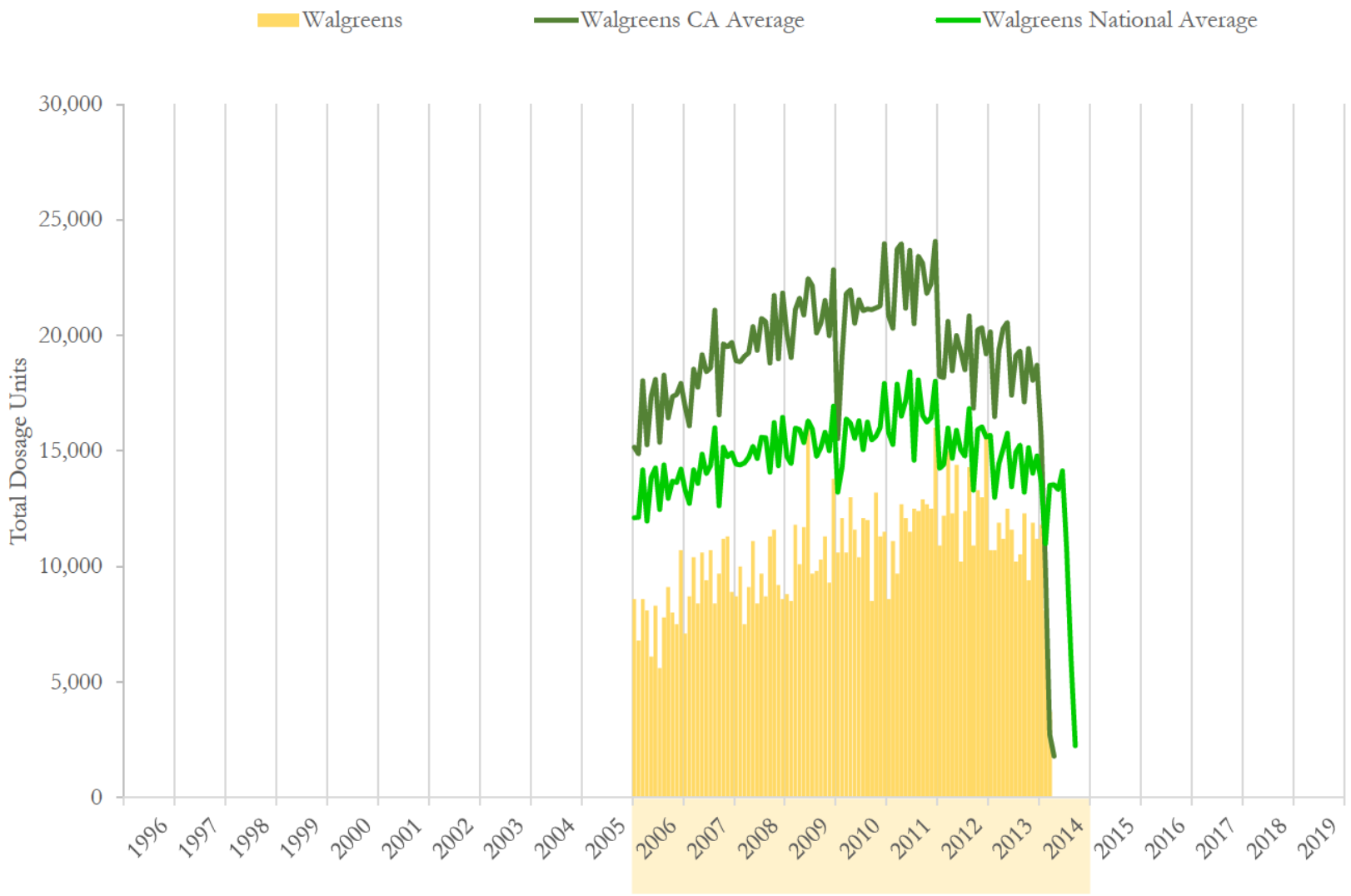

National and state averages reflect hydrocodone shipped from Walgreen Co to all active pharmacies each month.
Data source: ARCOS (2006-2014) and Defendant Distribution Data (Walgreens 1/2006 - 3/2014)

Walgreens # 01126 (1/1996 to 1/2018)
DEA: AW1871854
1979 Mission Street
San Francisco, CA 94103

Walgreen Co Hydrocodone Shipments to Walgreens # 01126

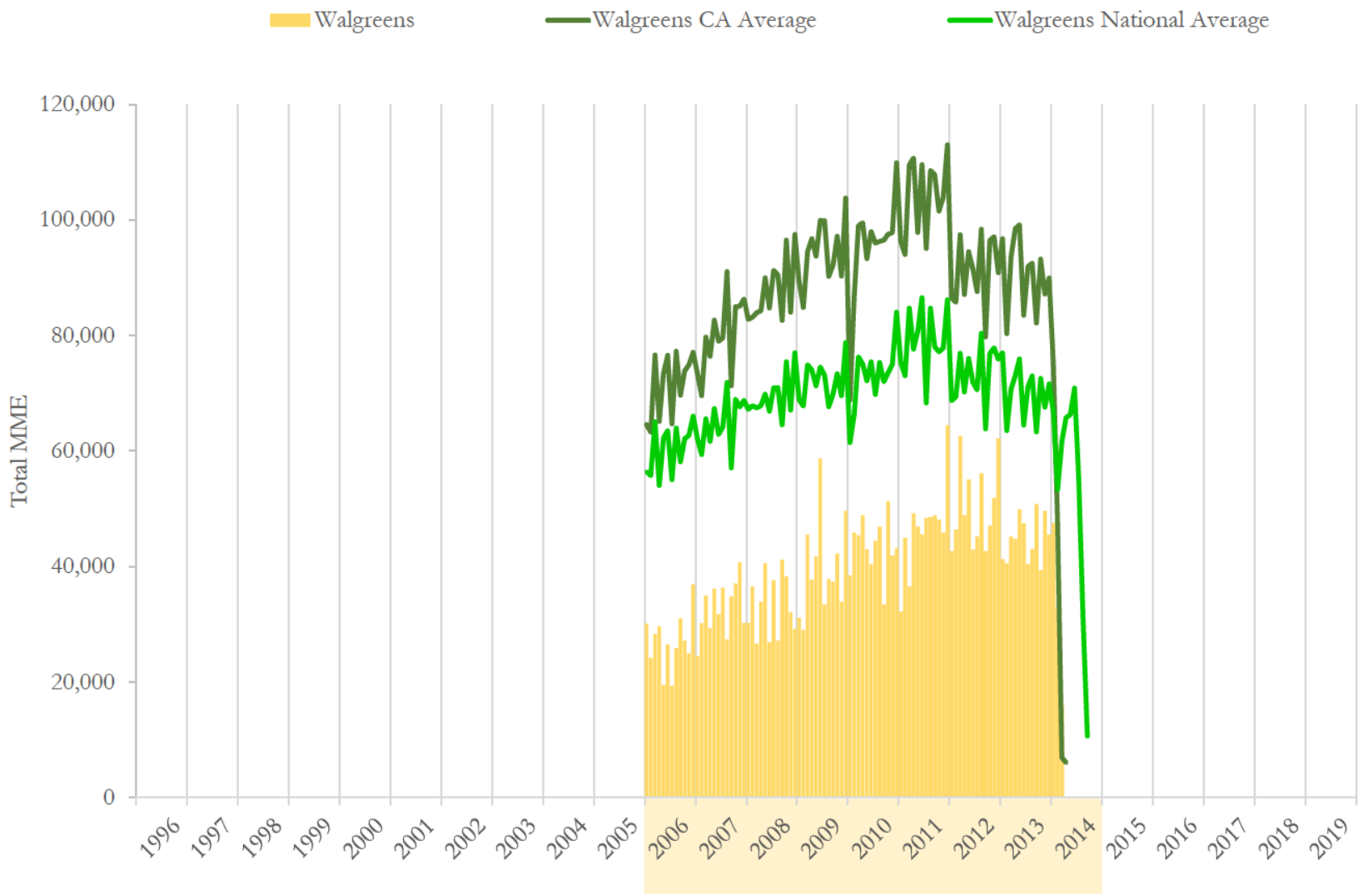

National and state averages reflect hydrocodone shipped from Walgreen Co to all active pharmacies each month.
Data source: ARCOS (2006-2014) and Defendant Distribution Data (Walgreens 1/2006 - 3/2014)

Walgreens # 01126 (1/1996 to 1/2018)
DEA: AW1871854
1979 Mission Street
San Francisco, CA 94103

Walgreen Co Hydrocodone Shipments to Walgreens # 01126

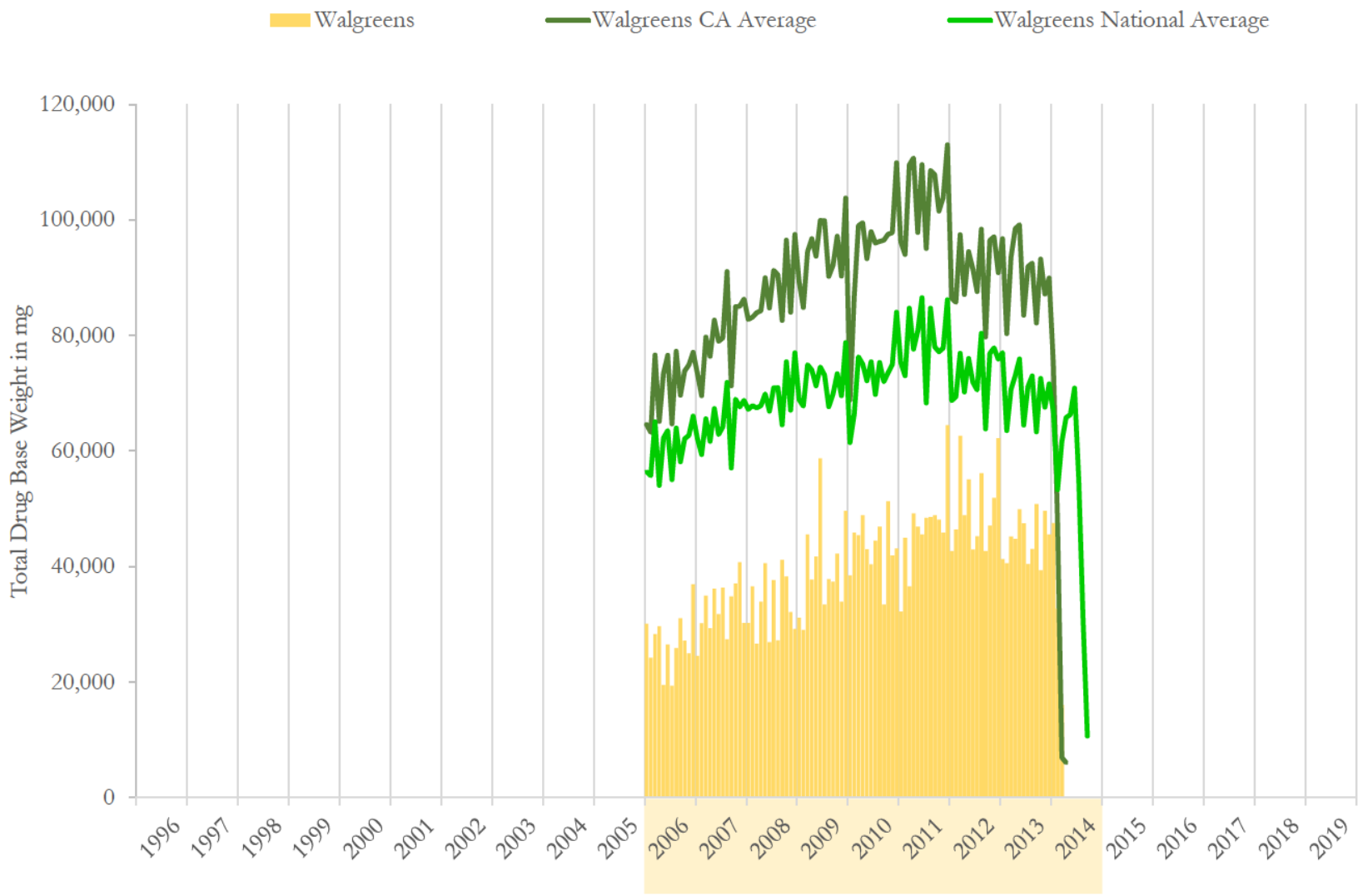

National and state averages reflect hydrocodone shipped from Walgreen Co to all active pharmacies each month.
Data source: ARCOS (2006-2014) and Defendant Distribution Data (Walgreens 1/2006 - 3/2014)

Walgreens # 01126 (1/1996 to 1/2018)
DEA: AW1871854
1979 Mission Street
San Francisco, CA 94103

Walgreen Co Hydrocodone Shipments to Walgreens # 01126

	Dosage Units		MME		Drug Base Weight in mg	
Date	Walgreens	% Change	Walgreens	% Change	Walgreens	% Change
01/2006	8,600	n/a	30,102	n/a	30,102	n/a
02/2006	6,800	-20.9%	24,216	-19.6%	24,216	-19.6%
03/2006	8,600	26.5%	28,302	16.9%	28,302	16.9%
04/2006	8,100	-5.8%	29,648	4.8%	29,648	4.8%
05/2006	6,100	-24.7%	19,524	-34.1%	19,524	-34.1%
06/2006	8,300	36.1%	26,486	35.7%	26,486	35.7%
07/2006	5,600	-32.5%	19,373	-26.9%	19,373	-26.9%
08/2006	7,800	39.3%	25,881	33.6%	25,881	33.6%
09/2006	9,100	16.7%	31,011	19.8%	31,011	19.8%
10/2006	8,000	-12.1%	27,202	-12.3%	27,202	-12.3%
11/2006	7,500	-6.3%	24,973	-8.2%	24,973	-8.2%
12/2006	10,700	42.7%	36,929	47.9%	36,929	47.9%
01/2007	7,100	-33.6%	24,519	-33.6%	24,519	-33.6%
02/2007	8,700	22.5%	30,221	23.3%	30,221	23.3%
03/2007	10,400	19.5%	34,962	15.7%	34,962	15.7%
04/2007	8,400	-19.2%	29,346	-16.1%	29,346	-16.1%
05/2007	10,600	26.2%	36,165	23.2%	36,165	23.2%
06/2007	9,400	-11.3%	31,775	-12.1%	31,775	-12.1%
07/2007	10,700	13.8%	36,324	14.3%	36,324	14.3%
08/2007	8,400	-21.5%	27,394	-24.6%	27,394	-24.6%
09/2007	9,700	15.5%	34,811	27.1%	34,811	27.1%
10/2007	11,200	15.5%	37,081	6.5%	37,081	6.5%
11/2007	11,300	0.9%	40,713	9.8%	40,713	9.8%
12/2007	8,900	-21.2%	30,270	-25.7%	30,270	-25.7%

Data source: ARCOS (2006-2014) and Defendant Distribution Data (Walgreens 1/2006 - 3/2014)

Walgreens # 01126 (1/1996 to 1/2018)
DEA: AW1871854
1979 Mission Street
San Francisco, CA 94103

Walgreen Co Hydrocodone Shipments to Walgreens # 01126

	Dosage Units		MME		Drug Base Weight in mg	
Date	Walgreens	% Change	Walgreens	% Change	Walgreens	% Change
01/2008	8,700	-2.2%	30,270	0.0%	30,270	0.0%
02/2008	10,000	14.9%	36,610	20.9%	36,610	20.9%
03/2008	7,500	-25.0%	26,629	-27.3%	26,629	-27.3%
04/2008	9,100	21.3%	33,894	27.3%	33,894	27.3%
05/2008	11,100	22.0%	40,554	19.6%	40,554	19.6%
06/2008	8,400	-24.3%	26,940	-33.6%	26,940	-33.6%
07/2008	9,700	15.5%	37,686	39.9%	37,686	39.9%
08/2008	8,700	-10.3%	27,235	-27.7%	27,235	-27.7%
09/2008	11,300	29.9%	41,143	51.1%	41,143	51.1%
10/2008	11,600	2.7%	38,283	-6.9%	38,283	-6.9%
11/2008	9,200	-20.7%	32,086	-16.2%	32,086	-16.2%
12/2008	8,600	-6.5%	29,211	-9.0%	29,211	-9.0%
01/2009	8,800	2.3%	31,146	6.6%	31,146	6.6%
02/2009	8,500	-3.4%	29,043	-6.8%	29,043	-6.8%
03/2009	11,800	38.8%	45,540	56.8%	45,540	56.8%
04/2009	10,100	-14.4%	37,764	-17.1%	37,764	-17.1%
05/2009	11,700	15.8%	41,732	10.5%	41,732	10.5%
06/2009	16,000	36.8%	58,699	40.7%	58,699	40.7%
07/2009	9,700	-39.4%	33,448	-43.0%	33,448	-43.0%
08/2009	9,800	1.0%	37,829	13.1%	37,829	13.1%
09/2009	10,300	5.1%	37,383	-1.2%	37,383	-1.2%
10/2009	11,300	9.7%	42,219	12.9%	42,219	12.9%
11/2009	9,300	-17.7%	33,902	-19.7%	33,902	-19.7%
12/2009	13,800	48.4%	49,643	46.4%	49,643	46.4%

Data source: ARCOS (2006-2014) and Defendant Distribution Data (Walgreens 1/2006 - 3/2014)

Walgreens # 01126 (1/1996 to 1/2018)
DEA: AW1871854
1979 Mission Street
San Francisco, CA 94103

Walgreen Co Hydrocodone Shipments to Walgreens # 01126

	Dosage Units		MME		Drug Base Weight in mg	
Date	Walgreens	% Change	Walgreens	% Change	Walgreens	% Change
01/2010	10,600	-23.2%	38,443	-22.6%	38,443	-22.6%
02/2010	12,100	14.2%	45,859	19.3%	45,859	19.3%
03/2010	10,600	-12.4%	45,426	-0.9%	45,426	-0.9%
04/2010	13,000	22.6%	48,886	7.6%	48,886	7.6%
05/2010	11,600	-10.8%	42,983	-12.1%	42,983	-12.1%
06/2010	10,400	-10.3%	40,394	-6.0%	40,394	-6.0%
07/2010	12,100	16.3%	44,481	10.1%	44,481	10.1%
08/2010	12,000	-0.8%	46,919	5.5%	46,919	5.5%
09/2010	8,500	-29.2%	33,448	-28.7%	33,448	-28.7%
10/2010	13,200	55.3%	51,308	53.4%	51,308	53.4%
11/2010	11,300	-14.4%	41,924	-18.3%	41,924	-18.3%
12/2010	11,500	1.8%	43,135	2.9%	43,135	2.9%
01/2011	8,600	-25.2%	32,229	-25.3%	32,229	-25.3%
02/2011	11,100	29.1%	44,951	39.5%	44,951	39.5%
03/2011	9,700	-12.6%	36,610	-18.6%	36,610	-18.6%
04/2011	12,700	30.9%	49,189	34.4%	49,189	34.4%
05/2011	12,100	-4.7%	46,910	-4.6%	46,910	-4.6%
06/2011	11,500	-5.0%	45,556	-2.9%	45,556	-2.9%
07/2011	12,500	8.7%	48,432	6.3%	48,432	6.3%
08/2011	12,400	-0.8%	48,559	0.3%	48,559	0.3%
09/2011	12,900	4.0%	48,886	0.7%	48,886	0.7%
10/2011	12,700	-1.6%	48,105	-1.6%	48,105	-1.6%
11/2011	12,500	-1.6%	45,843	-4.7%	45,843	-4.7%
12/2011	16,000	28.0%	64,459	40.6%	64,459	40.6%

Data source: ARCOS (2006-2014) and Defendant Distribution Data (Walgreens 1/2006 - 3/2014)

Walgreens # 01126 (1/1996 to 1/2018)
DEA: AW1871854
1979 Mission Street
San Francisco, CA 94103

Walgreen Co Hydrocodone Shipments to Walgreens # 01126

	Dosage Units		MME		Drug Base Weight in mg	
Date	Walgreens	% Change	Walgreens	% Change	Walgreens	% Change
01/2012	10,900	-31.9%	42,656	-33.8%	42,656	-33.8%
02/2012	12,200	11.9%	46,440	8.9%	46,440	8.9%
03/2012	15,000	23.0%	62,659	34.9%	62,659	34.9%
04/2012	12,300	-18.0%	48,878	-22.0%	48,878	-22.0%
05/2012	14,400	17.1%	55,091	12.7%	55,091	12.7%
06/2012	10,200	-29.2%	42,943	-22.1%	42,943	-22.1%
07/2012	12,400	21.6%	45,254	5.4%	45,254	5.4%
08/2012	14,300	15.3%	56,151	24.1%	56,151	24.1%
09/2012	10,900	-23.8%	42,681	-24.0%	42,681	-24.0%
10/2012	13,300	22.0%	47,054	10.2%	47,054	10.2%
11/2012	13,000	-2.3%	51,913	10.3%	51,913	10.3%
12/2012	15,800	21.5%	62,205	19.8%	62,205	19.8%
01/2013	10,700	-32.3%	41,294	-33.6%	41,294	-33.6%
02/2013	10,700	0.0%	40,554	-1.8%	40,554	-1.8%
03/2013	11,900	11.2%	45,221	11.5%	45,221	11.5%
04/2013	11,200	-5.9%	44,800	-0.9%	44,800	-0.9%
05/2013	12,500	11.6%	49,929	11.5%	49,929	11.5%
06/2013	11,600	-7.2%	47,483	-4.9%	47,483	-4.9%
07/2013	10,200	-12.1%	40,410	-14.9%	40,410	-14.9%
08/2013	10,530	3.2%	43,074	6.6%	43,074	6.6%
09/2013	12,300	16.8%	50,837	18.0%	50,837	18.0%
10/2013	9,400	-23.6%	39,351	-22.6%	39,351	-22.6%
11/2013	11,900	26.6%	49,643	26.2%	49,643	26.2%
12/2013	11,200	-5.9%	45,556	-8.2%	45,556	-8.2%

Data source: ARCOS (2006-2014) and Defendant Distribution Data (Walgreens 1/2006 - 3/2014)

Walgreen Co Hydrocodone Shipments to Walgreens # 01126

	Dosage Units		MME		Drug Base Weight in mg	
Date	Walgreens	% Change	Walgreens	% Change	Walgreens	% Change
01/2014	11,800	5.4%	47,524	4.3%	47,524	4.3%
02/2014	8,100	-31.4%	32,692	-31.2%	32,692	-31.2%
03/2014	3,700	-54.3%	16,035	-51.0%	16,035	-51.0%
04/2014	0	-100.0%	0	-100.0%	0	-100.0%
05/2014	0	n/a	0	n/a	0	n/a
06/2014	0	n/a	0	n/a	0	n/a
07/2014	0	n/a	0	n/a	0	n/a
08/2014	0	n/a	0	n/a	0	n/a
09/2014	0	n/a	0	n/a	0	n/a
10/2014	0	n/a	0	n/a	0	n/a
11/2014	0	n/a	0	n/a	0	n/a
12/2014	0	n/a	0	n/a	0	n/a
01/2015	0	n/a	0	n/a	0	n/a
02/2015	0	n/a	0	n/a	0	n/a
03/2015	0	n/a	0	n/a	0	n/a
04/2015	0	n/a	0	n/a	0	n/a
05/2015	0	n/a	0	n/a	0	n/a
06/2015	0	n/a	0	n/a	0	n/a
07/2015	0	n/a	0	n/a	0	n/a
08/2015	0	n/a	0	n/a	0	n/a
09/2015	0	n/a	0	n/a	0	n/a
10/2015	0	n/a	0	n/a	0	n/a
11/2015	0	n/a	0	n/a	0	n/a
12/2015	0	n/a	0	n/a	0	n/a

Data source: ARCOS (2006-2014) and Defendant Distribution Data (Walgreens 1/2006 - 3/2014)

Walgreens # 01126 (1/1996 to 1/2018)
DEA: AW1871854
1979 Mission Street
San Francisco, CA 94103

Walgreen Co Hydrocodone Shipments to Walgreens # 01126

	Dosage Units		MME		Drug Base Weight in mg	
Date	Walgreens	% Change	Walgreens	% Change	Walgreens	% Change
1996	0		0		0	
1997	0	n/a	0	n/a	0	n/a
1998	0	n/a	0	n/a	0	n/a
1999	0	n/a	0	n/a	0	n/a
2000	0	n/a	0	n/a	0	n/a
2001	0	n/a	0	n/a	0	n/a
2002	0	n/a	0	n/a	0	n/a
2003	0	n/a	0	n/a	0	n/a
2004	0	n/a	0	n/a	0	n/a
2005	0	n/a	0	n/a	0	n/a
2006	95,200	n/a	323,648	n/a	323,648	n/a
2007	114,800	20.6%	393,580	21.6%	393,580	21.6%
2008	113,900	-0.8%	400,542	1.8%	400,542	1.8%
2009	131,100	15.1%	478,349	19.4%	478,349	19.4%
2010	136,900	4.4%	523,206	9.4%	523,206	9.4%
2011	144,700	5.7%	559,730	7.0%	559,730	7.0%
2012	154,700	6.9%	603,924	7.9%	603,924	7.9%
2013	134,130	-13.3%	538,153	-10.9%	538,153	-10.9%
2014	23,600	-82.4%	96,250	-82.1%	96,250	-82.1%
2015	0	-100.0%	0	-100.0%	0	-100.0%
2016	0	n/a	0	n/a	0	n/a
2017	0	n/a	0	n/a	0	n/a
2018	0	n/a	0	n/a	0	n/a
2019	0	n/a	0	n/a	0	n/a
Total	**1,049,030**		**3,917,384**		**3,917,384**	

Data source: ARCOS (2006-2014) and Defendant Distribution Data (Walgreens 1/2006 - 3/2014)

Walgreens # 01126 (1/1996 to 1/2018)
DEA: AW1871854
1979 Mission Street
San Francisco, CA 94103

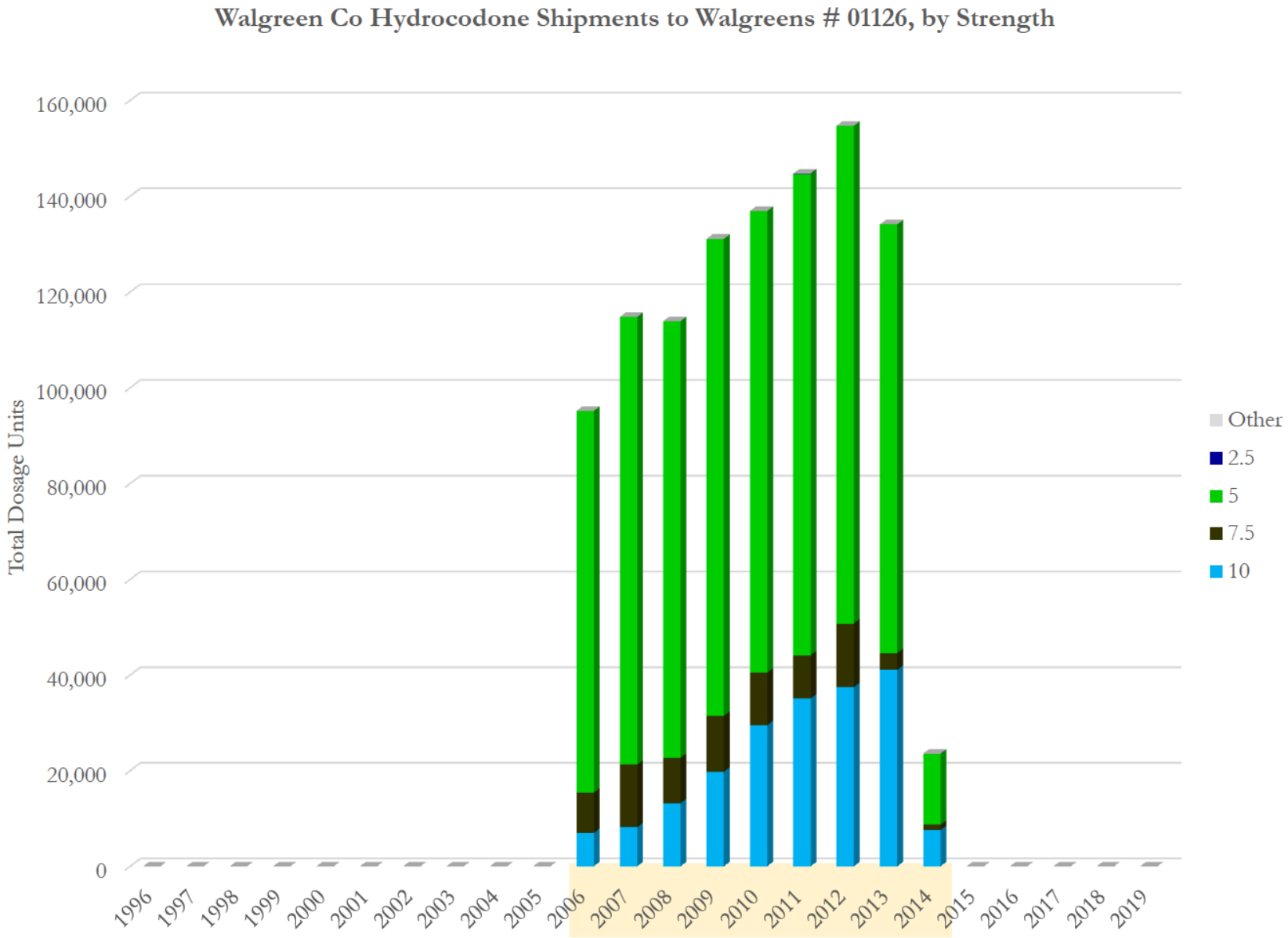

Data source: ARCOS (2006-2014) and Defendant Distribution Data (Walgreens 1/2006 - 3/2014)

Walgreens # 01126 (1/1996 to 1/2018)
DEA: AW1871854
1979 Mission Street
San Francisco, CA 94103

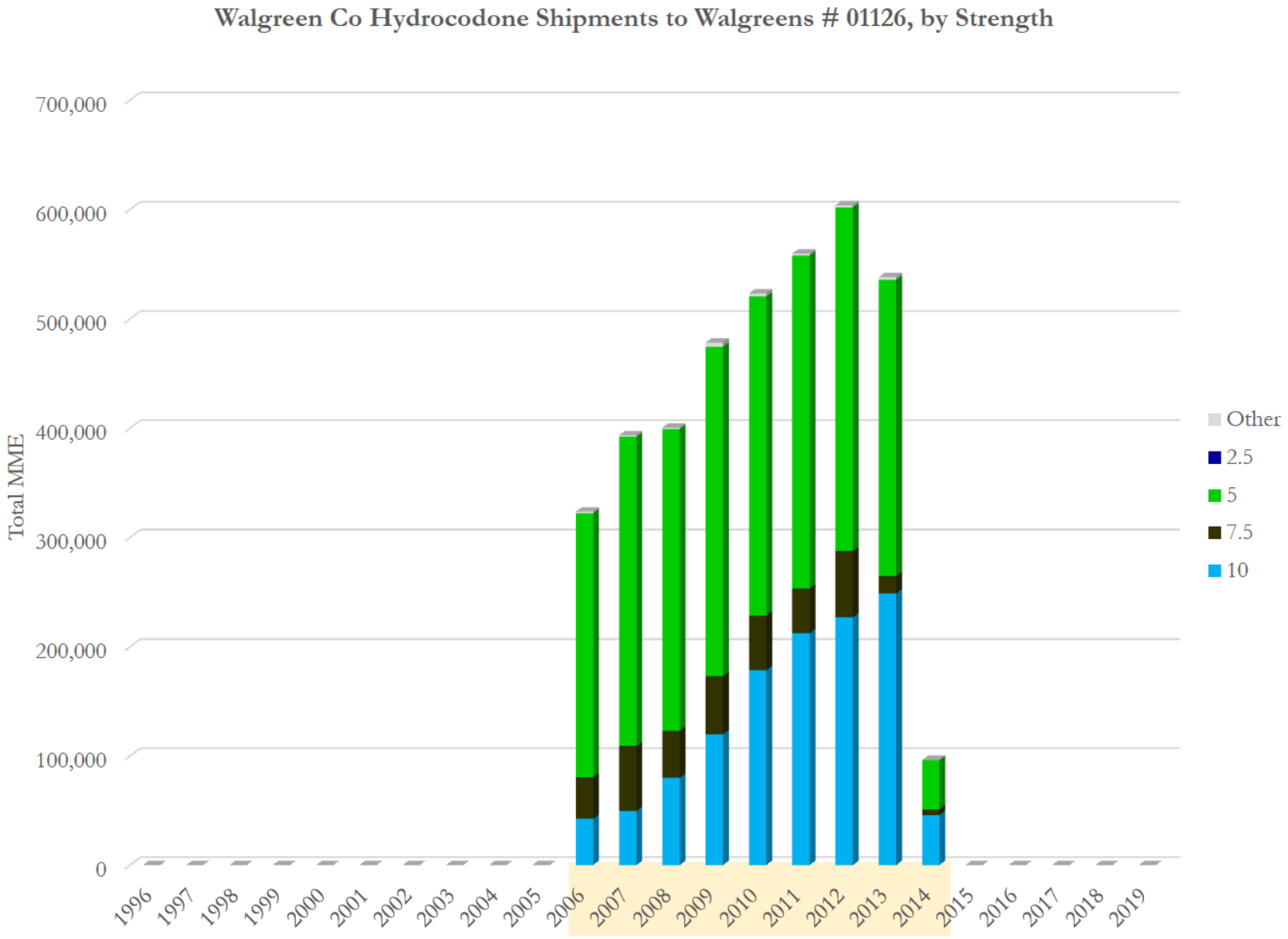

Data source: ARCOS (2006-2014) and Defendant Distribution Data (Walgreens 1/2006 - 3/2014)

Walgreens # 01126 (1/1996 to 1/2018)
DEA: AW1871854
1979 Mission Street
San Francisco, CA 94103

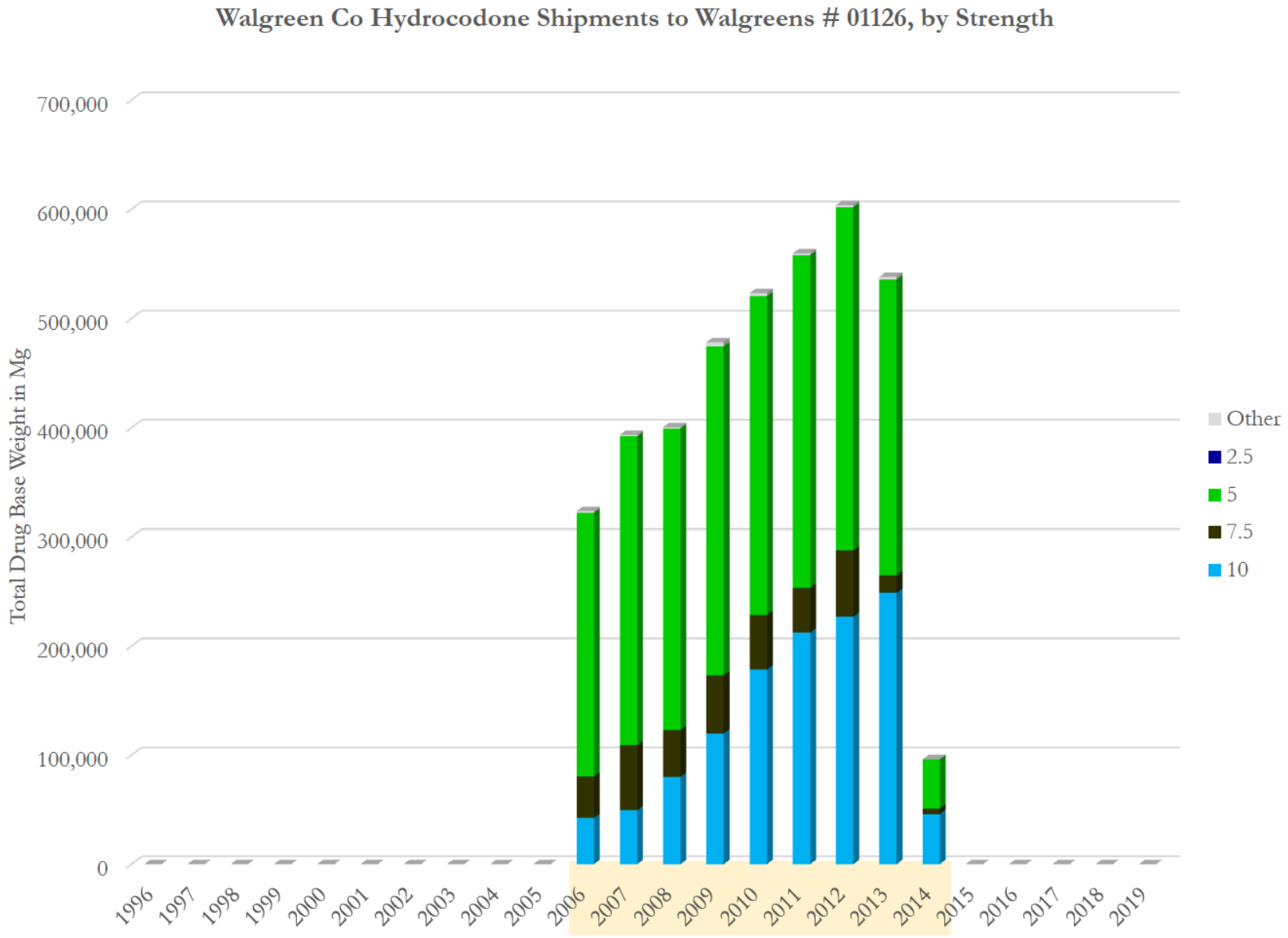

Data source: ARCOS (2006-2014) and Defendant Distribution Data (Walgreens 1/2006 - 3/2014)

Walgreens # 01126 (1/1996 to 1/2018)
DEA: AW1871854
1979 Mission Street
San Francisco, CA 94103

Walgreen Co Hydrocodone Shipments to Walgreens # 01126, by Strength
(Total Dosage Units)

Strength Year\	10	7.5	5	2.5	Other	Total	Avg. Str
1996	0	0	0	0	0	**0**	
1997	0	0	0	0	0	**0**	
1998	0	0	0	0	0	**0**	
1999	0	0	0	0	0	**0**	
2000	0	0	0	0	0	**0**	
2001	0	0	0	0	0	**0**	
2002	0	0	0	0	0	**0**	
2003	0	0	0	0	0	**0**	
2004	0	0	0	0	0	**0**	
2005	0	0	0	0	0	**0**	
2006	7,000	8,400	79,800	0	0	**95,200**	5.59
2007	8,200	13,100	93,500	0	0	**114,800**	5.64
2008	13,200	9,500	91,200	0	0	**113,900**	5.79
2009	19,800	11,700	99,600	0	0	**131,100**	5.98
2010	29,500	11,000	96,400	0	0	**136,900**	6.28
2011	35,100	9,000	100,500	100	0	**144,700**	6.37
2012	37,500	13,300	103,900	0	0	**154,700**	6.43
2013	41,100	3,500	89,530	0	0	**134,130**	6.60
2014	7,600	1,100	14,900	0	0	**23,600**	6.73
2015	0	0	0	0	0	**0**	
2016	0	0	0	0	0	**0**	
2017	0	0	0	0	0	**0**	
2018	0	0	0	0	0	**0**	
2019	0	0	0	0	0	**0**	
Total	**199,000**	**80,600**	**769,330**	**100**	**0**	**1,049,030**	6.14

Data source: ARCOS (2006-2014) and Defendant Distribution Data (Walgreens 1/2006 - 3/2014)

Walgreens # 01126 (1/1996 to 1/2018)
DEA: AW1871854
1979 Mission Street
San Francisco, CA 94103

Walgreen Co Hydrocodone Shipments to Walgreens # 01126, by Strength (Total MME)

Strength Year\	10	7.5	5	2.5	Other	Total	Avg. Str
1996	0	0	0	0	0	**0**	
1997	0	0	0	0	0	**0**	
1998	0	0	0	0	0	**0**	
1999	0	0	0	0	0	**0**	
2000	0	0	0	0	0	**0**	
2001	0	0	0	0	0	**0**	
2002	0	0	0	0	0	**0**	
2003	0	0	0	0	0	**0**	
2004	0	0	0	0	0	**0**	
2005	0	0	0	0	0	**0**	
2006	42,378	38,140	241,555	0	1,576	**323,648**	5.59
2007	49,643	59,481	283,025	0	1,432	**393,580**	5.64
2008	79,913	43,135	276,062	0	1,432	**400,542**	5.79
2009	119,869	53,124	301,489	0	3,867	**478,349**	5.98
2010	178,593	49,946	291,803	0	2,865	**523,206**	6.28
2011	212,495	40,865	304,214	151	2,005	**559,730**	6.37
2012	227,025	60,389	314,505	0	2,005	**603,924**	6.43
2013	248,819	15,892	271,007	0	2,435	**538,153**	6.60
2014	46,010	4,995	45,102	0	143	**96,250**	6.73
2015	0	0	0	0	0	**0**	
2016	0	0	0	0	0	**0**	
2017	0	0	0	0	0	**0**	
2018	0	0	0	0	0	**0**	
2019	0	0	0	0	0	**0**	
Total	**1,204,746**	**365,964**	**2,328,762**	**151**	**17,760**	**3,917,384**	6.14

Data source: ARCOS (2006-2014) and Defendant Distribution Data (Walgreens 1/2006 - 3/2014)

Walgreens # 01126 (1/1996 to 1/2018)
DEA: AW1871854
1979 Mission Street
San Francisco, CA 94103

Walgreen Co Hydrocodone Shipments to Walgreens # 01126, by Strength
(Total Drug Base Weight in Milligram)

Strength Year\	10	7.5	5	2.5	Other	Total	Avg. Str
1996	0	0	0	0	0	**0**	
1997	0	0	0	0	0	**0**	
1998	0	0	0	0	0	**0**	
1999	0	0	0	0	0	**0**	
2000	0	0	0	0	0	**0**	
2001	0	0	0	0	0	**0**	
2002	0	0	0	0	0	**0**	
2003	0	0	0	0	0	**0**	
2004	0	0	0	0	0	**0**	
2005	0	0	0	0	0	**0**	
2006	42,378	38,140	241,555	0	1,576	**323,648**	5.59
2007	49,643	59,481	283,025	0	1,432	**393,580**	5.64
2008	79,913	43,135	276,062	0	1,432	**400,542**	5.79
2009	119,869	53,124	301,489	0	3,867	**478,349**	5.98
2010	178,593	49,946	291,803	0	2,865	**523,206**	6.28
2011	212,495	40,865	304,214	151	2,005	**559,730**	6.37
2012	227,025	60,389	314,505	0	2,005	**603,924**	6.43
2013	248,819	15,892	271,007	0	2,435	**538,153**	6.60
2014	46,010	4,995	45,102	0	143	**96,250**	6.73
2015	0	0	0	0	0	**0**	
2016	0	0	0	0	0	**0**	
2017	0	0	0	0	0	**0**	
2018	0	0	0	0	0	**0**	
2019	0	0	0	0	0	**0**	
Total	**1,204,746**	**365,964**	**2,328,762**	**151**	**17,760**	**3,917,384**	6.14

Data source: ARCOS (2006-2014) and Defendant Distribution Data (Walgreens 1/2006 - 3/2014)

Walgreens # 02088 (2/1996 to 1/2018)
DEA: BW1615080
1333 Castro Street
San Francisco, CA 94114

Walgreen Co Oxycodone Shipments to Walgreens # 02088

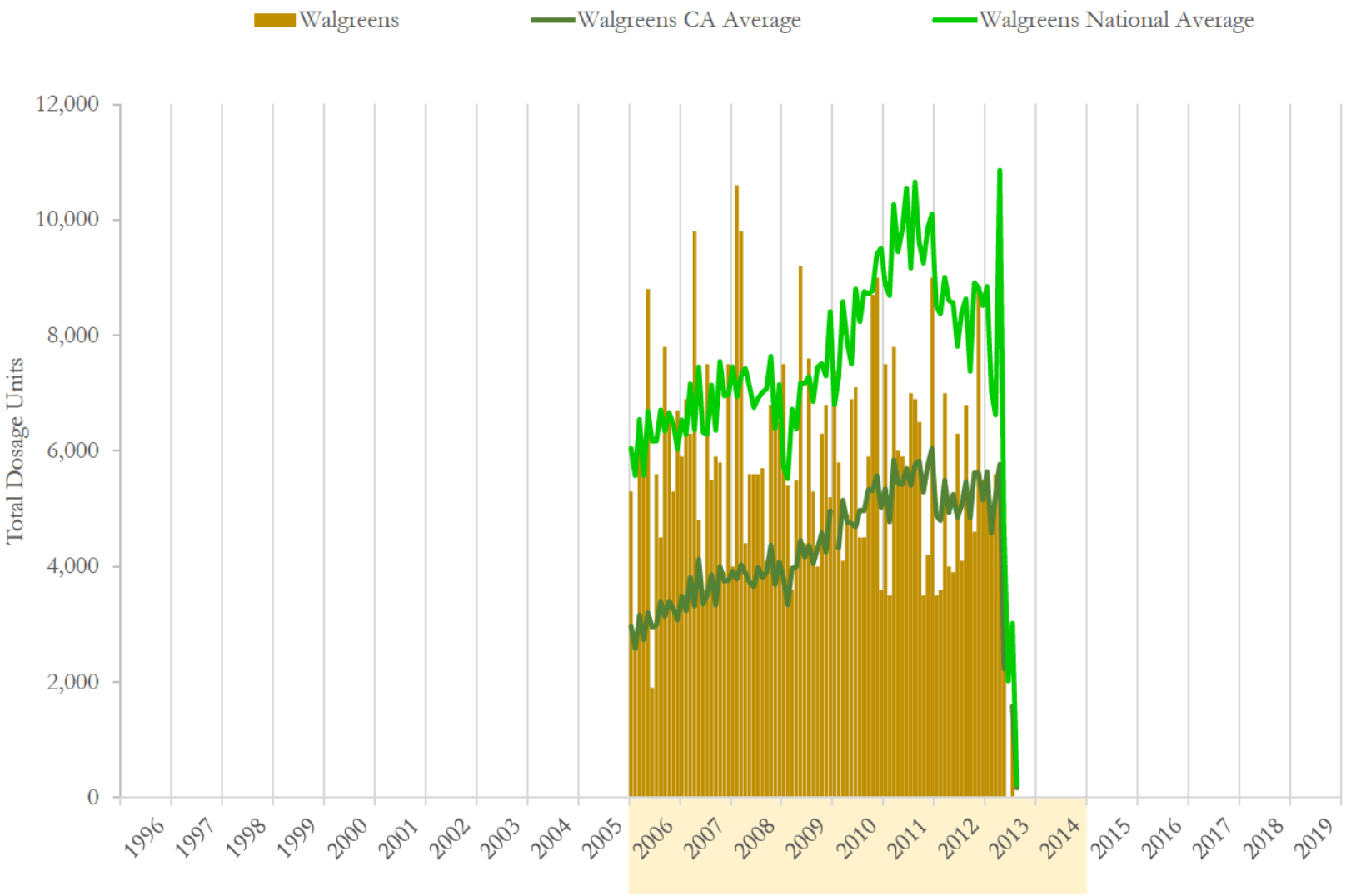

National and state averages reflect oxycodone shipped from Walgreen Co to all active pharmacies each month.
Data source: ARCOS (2006-2014) and Defendant Distribution Data (Walgreens 1/2006 - 3/2014)

Walgreens # 02088 (2/1996 to 1/2018)
DEA: BW1615080
1333 Castro Street
San Francisco, CA 94114

Walgreen Co Oxycodone Shipments to Walgreens # 02088

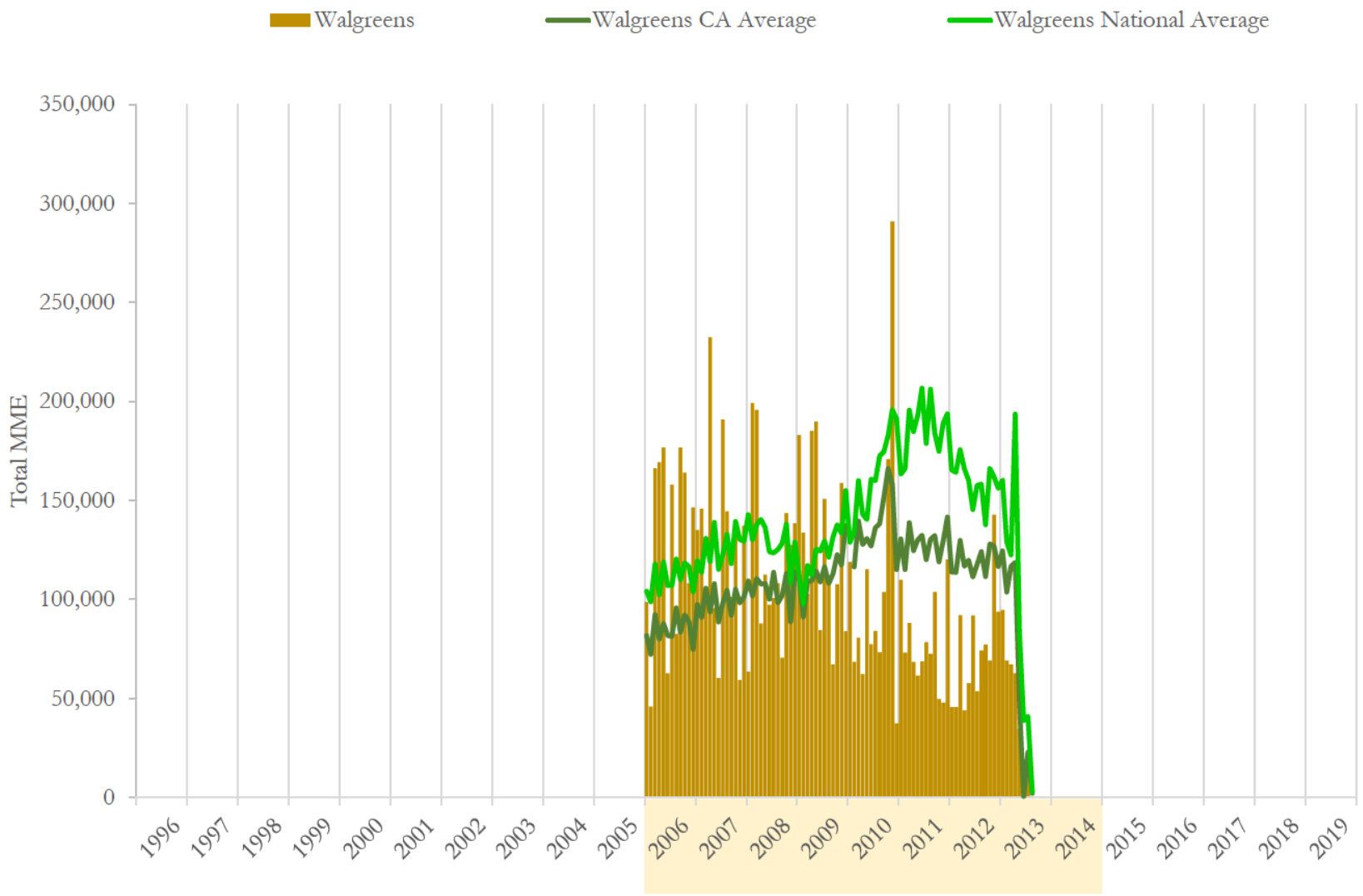

National and state averages reflect oxycodone shipped from Walgreen Co to all active pharmacies each month.
Data source: ARCOS (2006-2014) and Defendant Distribution Data (Walgreens 1/2006 - 3/2014)

Walgreens # 02088 (2/1996 to 1/2018)
DEA: BW1615080
1333 Castro Street
San Francisco, CA 94114

Walgreen Co Oxycodone Shipments to Walgreens # 02088

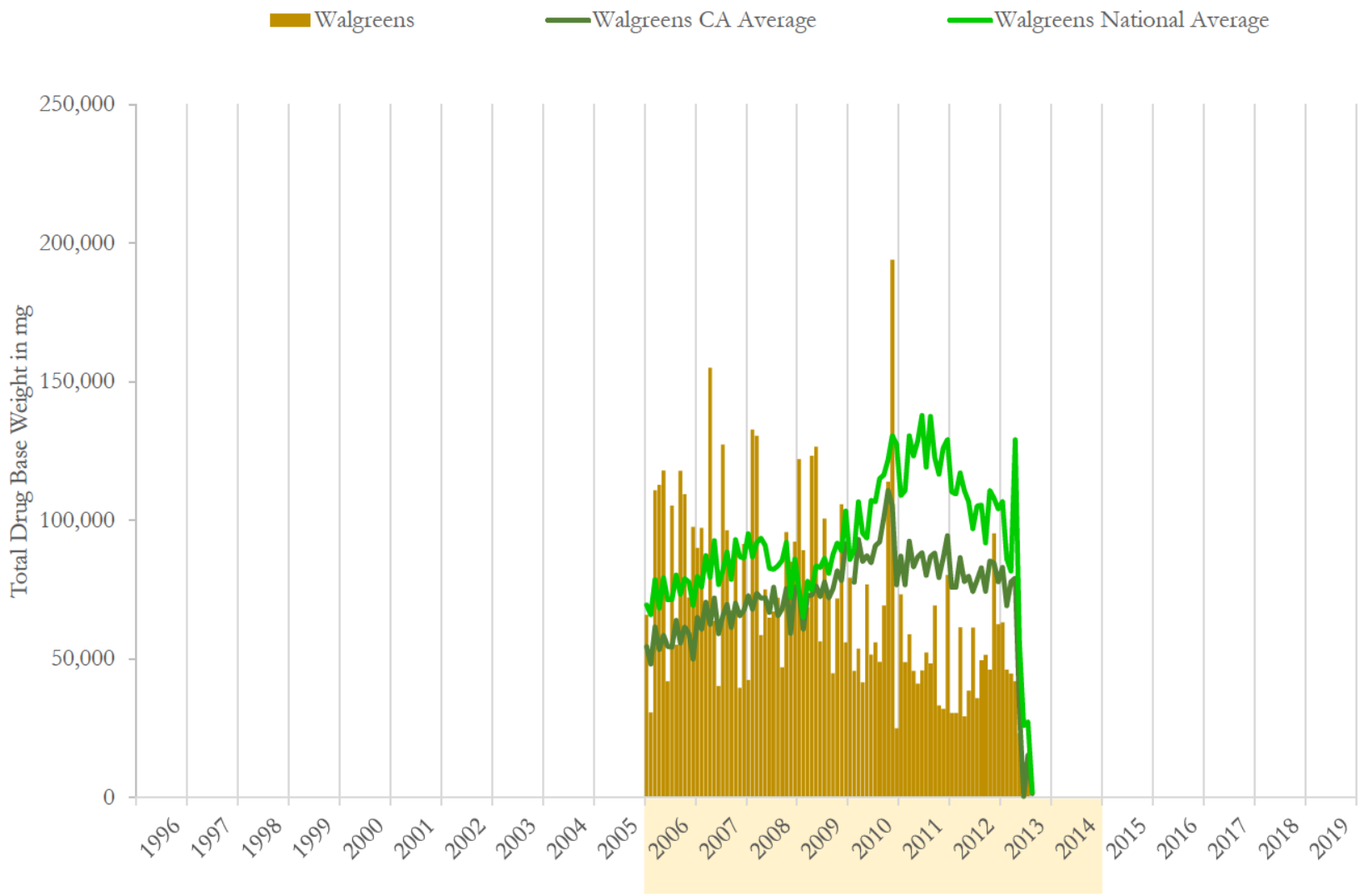

National and state averages reflect oxycodone shipped from Walgreen Co to all active pharmacies each month.
Data source: ARCOS (2006-2014) and Defendant Distribution Data (Walgreens 1/2006 - 3/2014)

Walgreens # 02088 (2/1996 to 1/2018)
DEA: BW1615080
1333 Castro Street
San Francisco, CA 94114

Walgreen Co Oxycodone Shipments to Walgreens # 02088

	Dosage Units		MME		Drug Base Weight in mg	
Date	Walgreens	% Change	Walgreens	% Change	Walgreens	% Change
01/2006	5,300	n/a	98,838	n/a	65,892	n/a
02/2006	2,700	-49.1%	45,990	-53.5%	30,660	-53.5%
03/2006	6,500	140.7%	166,277	261.5%	110,852	261.5%
04/2006	6,100	-6.2%	169,236	1.8%	112,824	1.8%
05/2006	8,800	44.3%	176,834	4.5%	117,889	4.5%
06/2006	1,900	-78.4%	62,800	-64.5%	41,866	-64.5%
07/2006	5,600	194.7%	158,007	151.6%	105,338	151.6%
08/2006	4,500	-19.6%	82,702	-47.7%	55,134	-47.7%
09/2006	7,800	73.3%	176,800	113.8%	117,866	113.8%
10/2006	6,700	-14.1%	164,058	-7.2%	109,372	-7.2%
11/2006	5,300	-20.9%	108,252	-34.0%	72,168	-34.0%
12/2006	6,700	26.4%	146,443	35.3%	97,629	35.3%
01/2007	5,900	-11.9%	135,147	-7.7%	90,098	-7.7%
02/2007	6,900	16.9%	145,837	7.9%	97,225	7.9%
03/2007	6,300	-8.7%	102,919	-29.4%	68,613	-29.4%
04/2007	9,800	55.6%	232,506	125.9%	155,004	125.9%
05/2007	4,800	-51.0%	95,647	-58.9%	63,764	-58.9%
06/2007	3,600	-25.0%	60,446	-36.8%	40,297	-36.8%
07/2007	7,500	108.3%	190,893	215.8%	127,262	215.8%
08/2007	5,500	-26.7%	144,634	-24.2%	96,422	-24.2%
09/2007	5,900	7.3%	101,269	-30.0%	67,513	-30.0%
10/2007	5,800	-1.7%	136,163	34.5%	90,776	34.5%
11/2007	3,900	-32.8%	59,309	-56.4%	39,540	-56.4%
12/2007	7,500	92.3%	137,109	131.2%	91,406	131.2%

Data source: ARCOS (2006-2014) and Defendant Distribution Data (Walgreens 1/2006 - 3/2014)

Walgreens # 02088 (2/1996 to 1/2018)
DEA: BW1615080
1333 Castro Street
San Francisco, CA 94114

Walgreen Co Oxycodone Shipments to Walgreens # 02088

	Dosage Units		MME		Drug Base Weight in mg	
Date	Walgreens	% Change	Walgreens	% Change	Walgreens	% Change
01/2008	4,000	-46.7%	63,519	-53.7%	42,346	-53.7%
02/2008	10,600	165.0%	199,121	213.5%	132,747	213.5%
03/2008	9,800	-7.5%	195,787	-1.7%	130,525	-1.7%
04/2008	4,400	-55.1%	87,946	-55.1%	58,631	-55.1%
05/2008	5,600	27.3%	112,561	28.0%	75,041	28.0%
06/2008	5,600	0.0%	97,426	-13.4%	64,951	-13.4%
07/2008	5,600	0.0%	100,788	3.5%	67,192	3.5%
08/2008	5,700	1.8%	108,185	7.3%	72,123	7.3%
09/2008	4,100	-28.1%	70,599	-34.7%	47,066	-34.7%
10/2008	6,800	65.9%	143,619	103.4%	95,746	103.4%
11/2008	6,700	-1.5%	127,617	-11.1%	85,078	-11.1%
12/2008	6,500	-3.0%	138,509	8.5%	92,340	8.5%
01/2009	7,500	15.4%	183,088	32.2%	122,058	32.2%
02/2009	5,400	-28.0%	133,803	-26.9%	89,202	-26.9%
03/2009	3,600	-33.3%	102,806	-23.2%	68,537	-23.2%
04/2009	5,500	52.8%	185,038	80.0%	123,358	80.0%
05/2009	9,200	67.3%	189,811	2.6%	126,541	2.6%
06/2009	4,400	-52.2%	84,518	-55.5%	56,345	-55.5%
07/2009	7,600	72.7%	150,814	78.4%	100,542	78.4%
08/2009	5,300	-30.3%	110,202	-26.9%	73,468	-26.9%
09/2009	4,000	-24.5%	67,238	-39.0%	44,825	-39.0%
10/2009	6,300	57.5%	107,782	60.3%	71,854	60.3%
11/2009	6,800	7.9%	158,748	47.3%	105,832	47.3%
12/2009	5,200	-23.5%	83,980	-47.1%	55,986	-47.1%

Data source: ARCOS (2006-2014) and Defendant Distribution Data (Walgreens 1/2006 - 3/2014)

Walgreens # 02088 (2/1996 to 1/2018)
DEA: BW1615080
1333 Castro Street
San Francisco, CA 94114

Walgreen Co Oxycodone Shipments to Walgreens # 02088

	Dosage Units		MME		Drug Base Weight in mg	
Date	Walgreens	% Change	Walgreens	% Change	Walgreens	% Change
01/2010	7,400	42.3%	118,943	41.6%	79,295	41.6%
02/2010	5,800	-21.6%	68,515	-42.4%	45,677	-42.4%
03/2010	4,100	-29.3%	80,618	17.7%	53,745	17.7%
04/2010	4,900	19.5%	62,262	-22.8%	41,508	-22.8%
05/2010	6,900	40.8%	115,312	85.2%	76,875	85.2%
06/2010	7,100	2.9%	77,458	-32.8%	51,638	-32.8%
07/2010	4,500	-36.6%	84,047	8.5%	56,031	8.5%
08/2010	4,500	0.0%	73,356	-12.7%	48,904	-12.7%
09/2010	5,900	31.1%	103,815	41.5%	69,210	41.5%
10/2010	8,700	47.5%	170,850	64.6%	113,900	64.6%
11/2010	9,000	3.4%	290,869	70.2%	193,913	70.2%
12/2010	3,600	-60.0%	37,519	-87.1%	25,012	-87.1%
01/2011	7,500	108.3%	109,933	193.0%	73,289	193.0%
02/2011	3,500	-53.3%	73,222	-33.4%	48,814	-33.4%
03/2011	7,800	122.9%	88,283	20.6%	58,855	20.6%
04/2011	6,000	-23.1%	68,515	-22.4%	45,677	-22.4%
05/2011	5,900	-1.7%	61,590	-10.1%	41,060	-10.1%
06/2011	5,600	-5.1%	68,851	11.8%	45,901	11.8%
07/2011	7,000	25.0%	78,533	14.1%	52,356	14.1%
08/2011	6,900	-1.4%	72,617	-7.5%	48,411	-7.5%
09/2011	6,500	-5.8%	103,815	43.0%	69,210	43.0%
10/2011	3,500	-46.2%	49,756	-52.1%	33,171	-52.1%
11/2011	4,200	20.0%	48,008	-3.5%	32,005	-3.5%
12/2011	9,000	114.3%	120,355	150.7%	80,237	150.7%

Data source: ARCOS (2006-2014) and Defendant Distribution Data (Walgreens 1/2006 - 3/2014)

Walgreen Co Oxycodone Shipments to Walgreens # 02088

	Dosage Units		MME		Drug Base Weight in mg	
Date	Walgreens	% Change	Walgreens	% Change	Walgreens	% Change
01/2012	3,500	-61.1%	45,722	-62.0%	30,481	-62.0%
02/2012	3,600	2.9%	45,677	-0.1%	30,452	-0.1%
03/2012	7,000	94.4%	92,093	101.6%	61,396	101.6%
04/2012	4,000	-42.9%	44,018	-52.2%	29,346	-52.2%
05/2012	3,900	-2.5%	57,824	31.4%	38,550	31.4%
06/2012	6,300	61.5%	92,027	59.1%	61,351	59.1%
07/2012	4,100	-34.9%	53,790	-41.5%	35,860	-41.5%
08/2012	6,800	65.9%	74,275	38.1%	49,517	38.1%
09/2012	5,300	-22.1%	77,279	4.0%	51,519	4.0%
10/2012	4,600	-13.2%	69,210	-10.4%	46,140	-10.4%
11/2012	8,800	91.3%	142,858	106.4%	95,238	106.4%
12/2012	5,500	-37.5%	93,774	-34.4%	62,516	-34.4%
01/2013	5,400	-1.8%	94,805	1.1%	63,203	1.1%
02/2013	4,900	-9.3%	69,255	-27.0%	46,170	-27.0%
03/2013	5,600	14.3%	67,215	-2.9%	44,810	-2.9%
04/2013	5,500	-1.8%	62,867	-6.5%	41,911	-6.5%
05/2013	2,200	-60.0%	34,627	-44.9%	23,085	-44.9%
06/2013	0	-100.0%	0	-100.0%	0	-100.0%
07/2013	1,300	n/a	13,448	n/a	8,965	n/a
08/2013	0	-100.0%	0	-100.0%	0	-100.0%
09/2013	0	n/a	0	n/a	0	n/a
10/2013	0	n/a	0	n/a	0	n/a
11/2013	0	n/a	0	n/a	0	n/a
12/2013	0	n/a	0	n/a	0	n/a

Data source: ARCOS (2006-2014) and Defendant Distribution Data (Walgreens 1/2006 - 3/2014)

Walgreens # 02088 (2/1996 to 1/2018)
DEA: BW1615080
1333 Castro Street
San Francisco, CA 94114

Walgreen Co Oxycodone Shipments to Walgreens # 02088

	Dosage Units		MME		Drug Base Weight in mg	
Date	Walgreens	% Change	Walgreens	% Change	Walgreens	% Change
1996	0		0		0	
1997	0	n/a	0	n/a	0	n/a
1998	0	n/a	0	n/a	0	n/a
1999	0	n/a	0	n/a	0	n/a
2000	0	n/a	0	n/a	0	n/a
2001	0	n/a	0	n/a	0	n/a
2002	0	n/a	0	n/a	0	n/a
2003	0	n/a	0	n/a	0	n/a
2004	0	n/a	0	n/a	0	n/a
2005	0	n/a	0	n/a	0	n/a
2006	67,900	n/a	1,556,237	n/a	1,037,491	n/a
2007	73,400	8.1%	1,541,878	-0.9%	1,027,919	-0.9%
2008	75,400	2.7%	1,445,678	-6.2%	963,785	-6.2%
2009	70,800	-6.1%	1,557,826	7.8%	1,038,550	7.8%
2010	72,400	2.3%	1,283,564	-17.6%	855,709	-17.6%
2011	73,400	1.4%	943,477	-26.5%	628,984	-26.5%
2012	63,400	-13.6%	888,548	-5.8%	592,365	-5.8%
2013	24,900	-60.7%	342,217	-61.5%	228,145	-61.5%
2014	0	-100.0%	0	-100.0%	0	-100.0%
2015	0	n/a	0	n/a	0	n/a
2016	0	n/a	0	n/a	0	n/a
2017	0	n/a	0	n/a	0	n/a
2018	0	n/a	0	n/a	0	n/a
2019	0	n/a	0	n/a	0	n/a
Total	**521,600**		**9,559,423**		**6,372,949**	

Data source: ARCOS (2006-2014) and Defendant Distribution Data (Walgreens 1/2006 - 3/2014)

Walgreens # 02088 (2/1996 to 1/2018)
DEA: BW1615080
1333 Castro Street
San Francisco, CA 94114

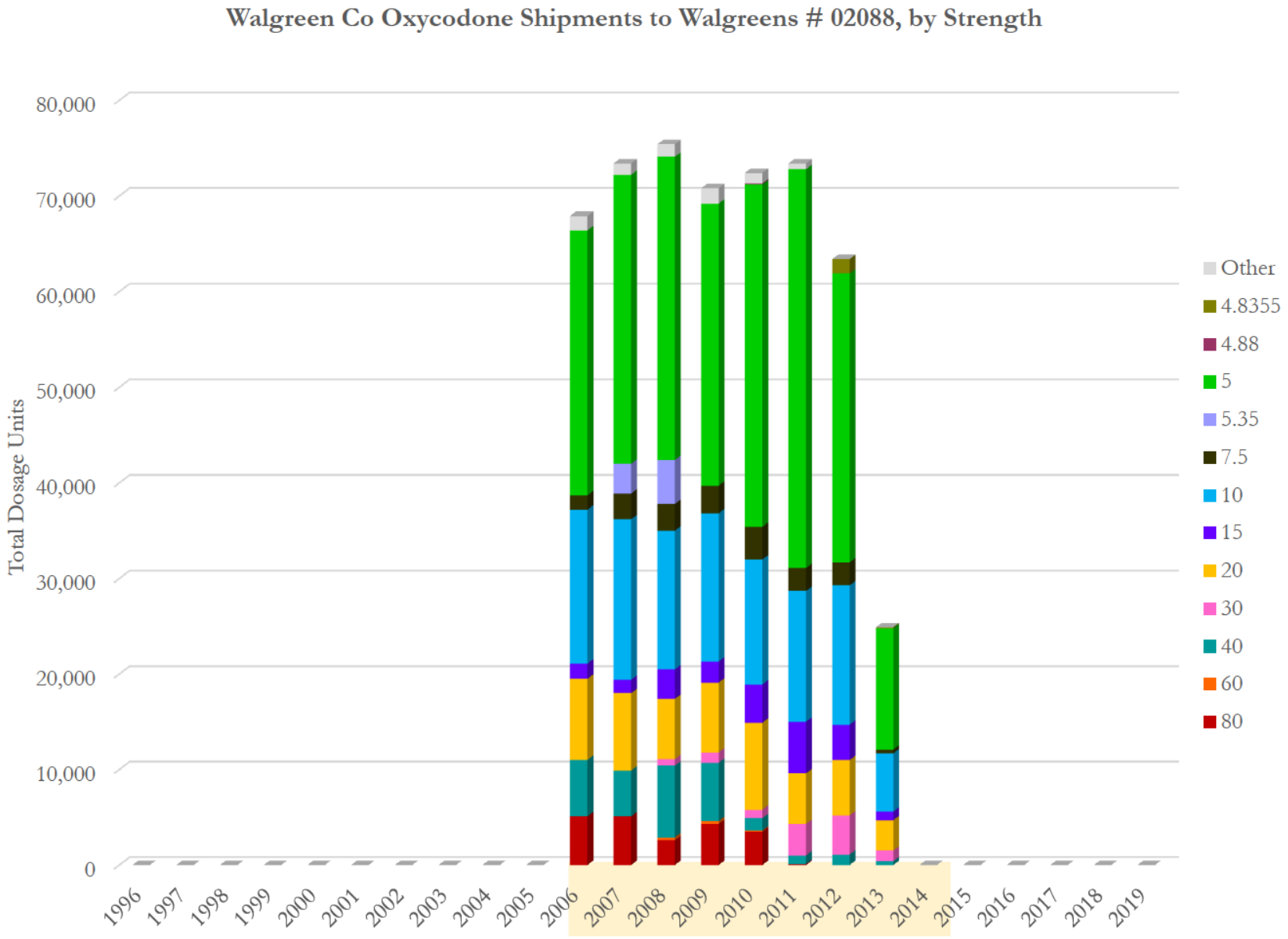

Data source: ARCOS (2006-2014) and Defendant Distribution Data (Walgreens 1/2006 - 3/2014)

Walgreens # 02088 (2/1996 to 1/2018)
DEA: BW1615080
1333 Castro Street
San Francisco, CA 94114

Walgreen Co Oxycodone Shipments to Walgreens # 02088, by Strength

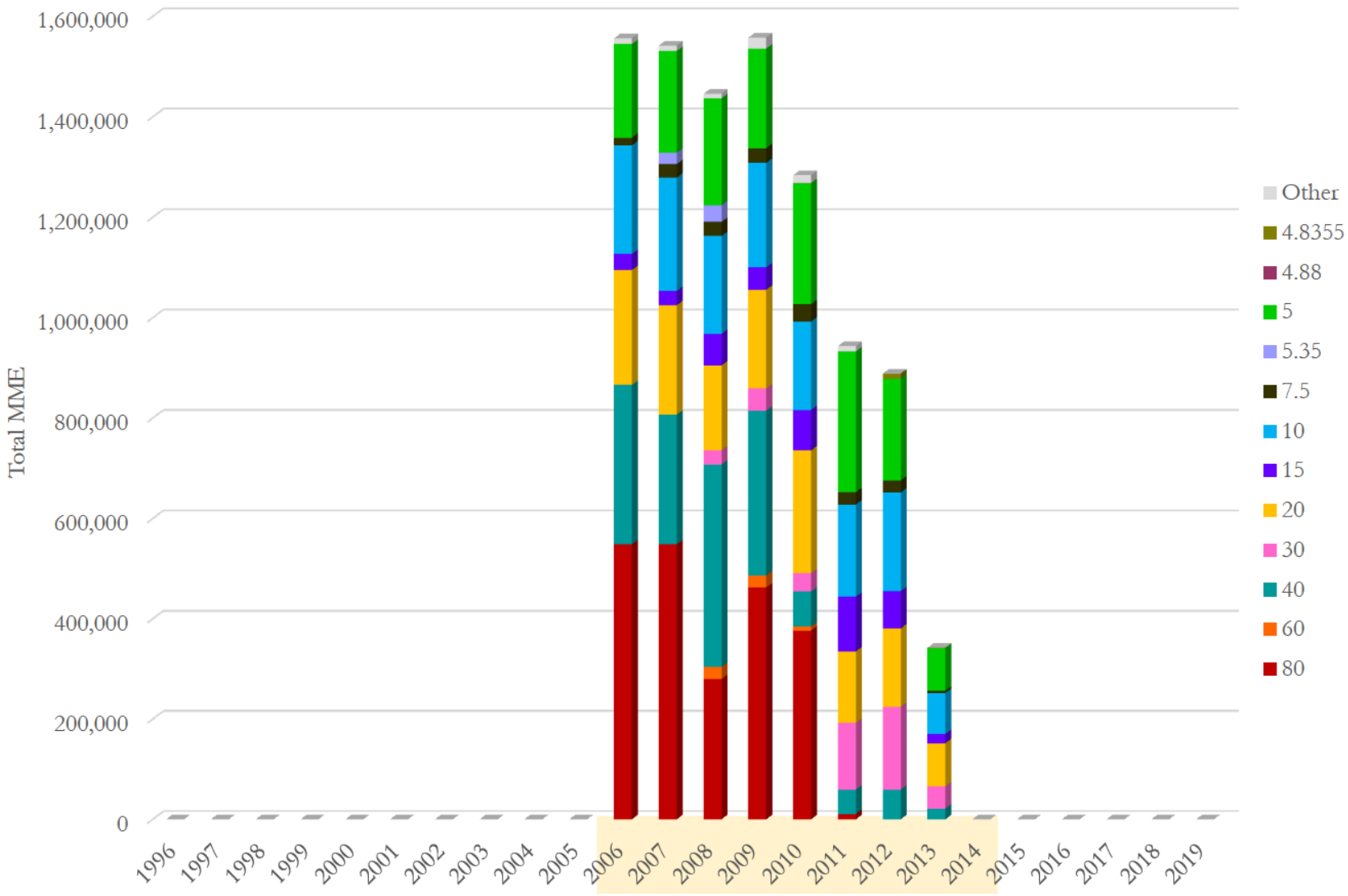

Data source: ARCOS (2006-2014) and Defendant Distribution Data (Walgreens 1/2006 - 3/2014)

Walgreens # 02088 (2/1996 to 1/2018)
DEA: BW1615080
1333 Castro Street
San Francisco, CA 94114

Walgreen Co Oxycodone Shipments to Walgreens # 02088, by Strength

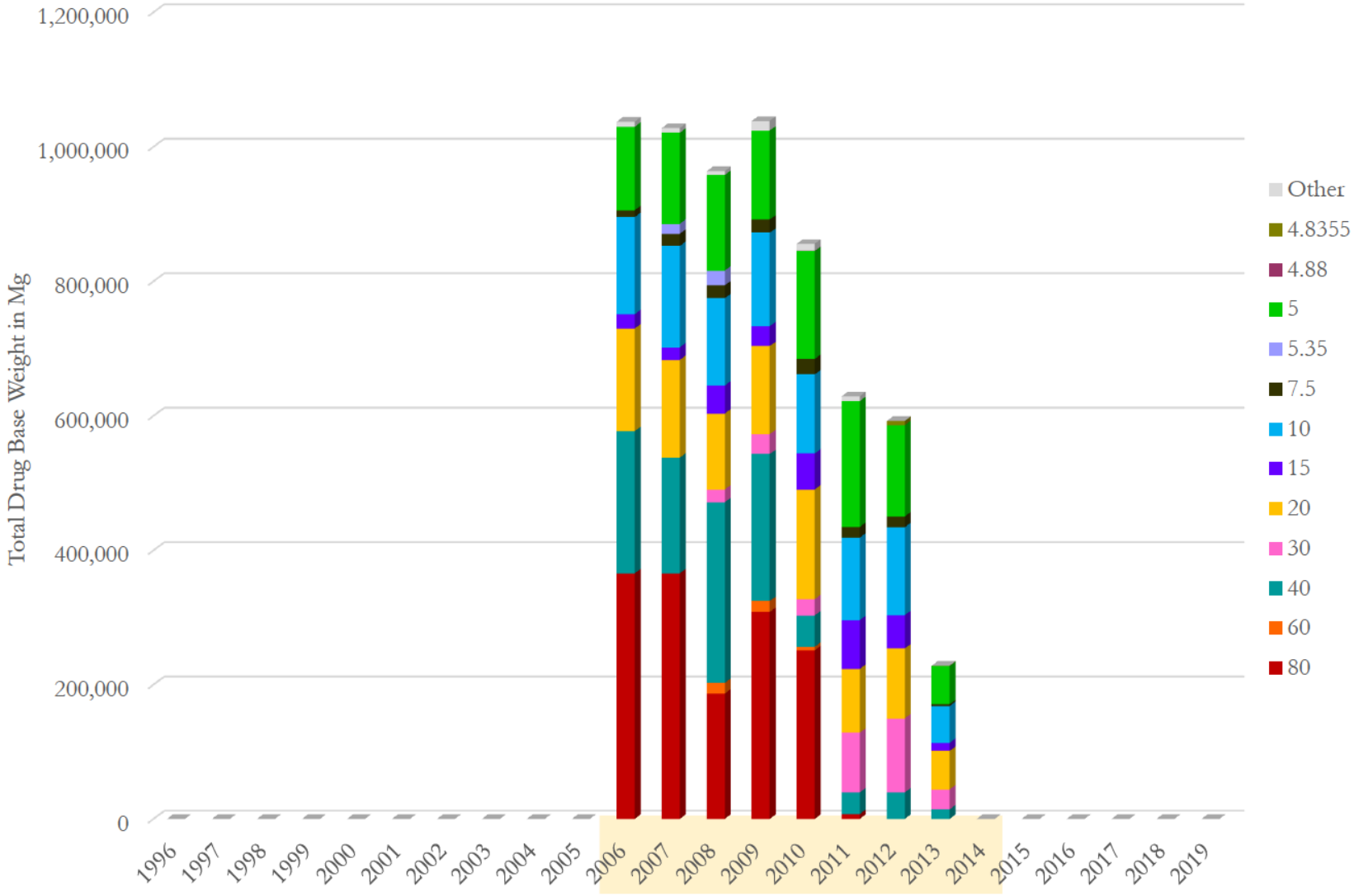

Data source: ARCOS (2006-2014) and Defendant Distribution Data (Walgreens 1/2006 - 3/2014)

Walgreens # 02088 (2/1996 to 1/2018)
DEA: BW1615080
1333 Castro Street
San Francisco, CA 94114

Walgreen Co Oxycodone Shipments to Walgreens # 02088, by Strength
(Total Dosage Units)

Strength Year\	80	60	40	30	20	15	10	7.5	5.35	5	4.88	4.8355	Other	Total	Avg. Str
1996	0	0	0	0	0	0	0	0	0	0	0	0	0	**0**	
1997	0	0	0	0	0	0	0	0	0	0	0	0	0	**0**	
1998	0	0	0	0	0	0	0	0	0	0	0	0	0	**0**	
1999	0	0	0	0	0	0	0	0	0	0	0	0	0	**0**	
2000	0	0	0	0	0	0	0	0	0	0	0	0	0	**0**	
2001	0	0	0	0	0	0	0	0	0	0	0	0	0	**0**	
2002	0	0	0	0	0	0	0	0	0	0	0	0	0	**0**	
2003	0	0	0	0	0	0	0	0	0	0	0	0	0	**0**	
2004	0	0	0	0	0	0	0	0	0	0	0	0	0	**0**	
2005	0	0	0	0	0	0	0	0	0	0	0	0	0	**0**	
2006	5,100	0	5,900	0	8,500	1,600	16,100	1,500	0	27,700	0	0	1,500	**67,900**	17 30
2007	5,100	0	4,800	0	8,100	1,400	16,800	2,700	3,100	30,200	0	0	1,200	**73,400**	15 77
2008	2,600	300	7,500	700	6,300	3,100	14,500	2,800	4,600	31,700	0	0	1,300	**75,400**	14 42
2009	4,300	300	6,100	1,100	7,300	2,200	15,500	2,900	0	29,500	0	0	1,600	**70,800**	16 51
2010	3,500	100	1,300	900	9,100	4,000	13,100	3,400	0	35,800	100	0	1,100	**72,400**	13 23
2011	100	0	900	3,300	5,300	5,400	13,700	2,400	0	41,700	0	0	600	**73,400**	9 53
2012	0	0	1,100	4,100	5,800	3,700	14,600	2,400	0	30,200	0	1,500	0	**63,400**	10 42
2013	0	0	400	1,100	3,200	900	6,100	400	0	12,700	0	100	0	**24,900**	10 22
2014	0	0	0	0	0	0	0	0	0	0	0	0	0	**0**	
2015	0	0	0	0	0	0	0	0	0	0	0	0	0	**0**	
2016	0	0	0	0	0	0	0	0	0	0	0	0	0	**0**	
2017	0	0	0	0	0	0	0	0	0	0	0	0	0	**0**	
2018	0	0	0	0	0	0	0	0	0	0	0	0	0	**0**	
2019	0	0	0	0	0	0	0	0	0	0	0	0	0	**0**	
Total	**20,700**	**700**	**28,000**	**11,200**	**53,600**	**22,300**	**110,400**	**18,500**	**7,700**	**239,500**	**100**	**1,600**	**7,300**	**521,600**	13 71

Data source: ARCOS (2006-2014) and Defendant Distribution Data (Walgreens 1/2006 - 3/2014)

Walgreens # 02088 (2/1996 to 1/2018)
DEA: BW1615080
1333 Castro Street
San Francisco, CA 94114

Walgreen Co Oxycodone Shipments to Walgreens # 02088, by Strength
(Total MME)

Strength Year\	80	60	40	30	20	15	10	7.5	5.35	5	4.88	4.8355	Other	Total	Avg. Str
1996	0	0	0	0	0	0	0	0	0	0	0	0	0	**0**	
1997	0	0	0	0	0	0	0	0	0	0	0	0	0	**0**	
1998	0	0	0	0	0	0	0	0	0	0	0	0	0	**0**	
1999	0	0	0	0	0	0	0	0	0	0	0	0	0	**0**	
2000	0	0	0	0	0	0	0	0	0	0	0	0	0	**0**	
2001	0	0	0	0	0	0	0	0	0	0	0	0	0	**0**	
2002	0	0	0	0	0	0	0	0	0	0	0	0	0	**0**	
2003	0	0	0	0	0	0	0	0	0	0	0	0	0	**0**	
2004	0	0	0	0	0	0	0	0	0	0	0	0	0	**0**	
2005	0	0	0	0	0	0	0	0	0	0	0	0	0	**0**	
2006	548,658	0	317,361	0	228,608	32,274	216,505	15,128	0	186,240	0	0	11,463	**1,556,237**	17 30
2007	548,658	0	258,192	0	217,850	28,240	225,918	27,231	22,300	203,046	0	0	10,443	**1,541,878**	15 77
2008	279,708	24,206	403,425	28,240	169,439	62,531	194,989	28,240	33,091	213,137	0	0	8,674	**1,445,678**	14 42
2009	462,594	24,206	328,119	44,377	196,334	44,377	208,436	29,248	0	198,351	0	0	21,785	**1,557,826**	16 51
2010	376,530	8,069	69,927	36,308	244,745	80,685	176,162	34,291	0	240,710	605	0	15,532	**1,283,564**	13 23
2011	10,758	0	48,411	133,130	142,544	108,925	184,231	24,206	0	280,380	0	0	10,892	**943,477**	9 53
2012	0	0	59,169	165,404	155,991	74,634	196,334	24,206	0	203,057	0	9,754	0	**888,548**	10 42
2013	0	0	21,516	44,377	86,064	18,154	82,030	4,034	0	85,392	0	650	0	**342,217**	10 22
2014	0	0	0	0	0	0	0	0	0	0	0	0	0	**0**	
2015	0	0	0	0	0	0	0	0	0	0	0	0	0	**0**	
2016	0	0	0	0	0	0	0	0	0	0	0	0	0	**0**	
2017	0	0	0	0	0	0	0	0	0	0	0	0	0	**0**	
2018	0	0	0	0	0	0	0	0	0	0	0	0	0	**0**	
2019	0	0	0	0	0	0	0	0	0	0	0	0	0	**0**	
Total	**2,226,906**	**56,480**	**1,506,120**	**451,836**	**1,441,572**	**449,819**	**1,484,604**	**186,584**	**55,391**	**1,610,313**	**605**	**10,404**	**78,789**	**9,559,423**	13 71

Data source: ARCOS (2006-2014) and Defendant Distribution Data (Walgreens 1/2006 - 3/2014)

Walgreens # 02088 (2/1996 to 1/2018)
DEA: BW1615080
1333 Castro Street
San Francisco, CA 94114

Walgreen Co Oxycodone Shipments to Walgreens # 02088, by Strength
(Total Drug Base Weight in Milligram)

Strength Year\	80	60	40	30	20	15	10	7.5	5.35	5	4.88	4.8355	Other	Total	Avg. Str
1996	0	0	0	0	0	0	0	0	0	0	0	0	0	**0**	
1997	0	0	0	0	0	0	0	0	0	0	0	0	0	**0**	
1998	0	0	0	0	0	0	0	0	0	0	0	0	0	**0**	
1999	0	0	0	0	0	0	0	0	0	0	0	0	0	**0**	
2000	0	0	0	0	0	0	0	0	0	0	0	0	0	**0**	
2001	0	0	0	0	0	0	0	0	0	0	0	0	0	**0**	
2002	0	0	0	0	0	0	0	0	0	0	0	0	0	**0**	
2003	0	0	0	0	0	0	0	0	0	0	0	0	0	**0**	
2004	0	0	0	0	0	0	0	0	0	0	0	0	0	**0**	
2005	0	0	0	0	0	0	0	0	0	0	0	0	0	**0**	
2006	365,772	0	211,574	0	152,405	21,516	144,337	10,086	0	124,160	0	0	7,642	**1,037,491**	17 30
2007	365,772	0	172,128	0	145,233	18,827	150,612	18,154	14,867	135,364	0	0	6,962	**1,027,919**	15 77
2008	186,472	16,137	268,950	18,827	112,959	41,687	129,993	18,827	22,060	142,091	0	0	5,782	**963,785**	14 42
2009	308,396	16,137	218,746	29,585	130,889	29,585	138,958	19,499	0	132,234	0	0	14,523	**1,038,550**	16 51
2010	251,020	5,379	46,618	24,206	163,163	53,790	117,442	22,861	0	160,474	403	0	10,355	**855,709**	13 23
2011	7,172	0	32,274	88,754	95,029	72,617	122,821	16,137	0	186,920	0	0	7,262	**628,984**	9 53
2012	0	0	39,446	110,270	103,994	49,756	130,889	16,137	0	135,372	0	6,503	0	**592,365**	10 42
2013	0	0	14,344	29,585	57,376	12,103	54,687	2,690	0	56,928	0	434	0	**228,145**	10 22
2014	0	0	0	0	0	0	0	0	0	0	0	0	0	**0**	
2015	0	0	0	0	0	0	0	0	0	0	0	0	0	**0**	
2016	0	0	0	0	0	0	0	0	0	0	0	0	0	**0**	
2017	0	0	0	0	0	0	0	0	0	0	0	0	0	**0**	
2018	0	0	0	0	0	0	0	0	0	0	0	0	0	**0**	
2019	0	0	0	0	0	0	0	0	0	0	0	0	0	**0**	
Total	**1,484,604**	**37,653**	**1,004,080**	**301,224**	**961,048**	**299,879**	**989,736**	**124,389**	**36,927**	**1,073,542**	**403**	**6,936**	**52,526**	**6,372,949**	13 71

Data source: ARCOS (2006-2014) and Defendant Distribution Data (Walgreens 1/2006 - 3/2014)

Walgreens # 02088 (2/1996 to 1/2018)
DEA: BW1615080
1333 Castro Street
San Francisco, CA 94114

Anda, Inc Hydrocodone Shipments to Walgreens # 02088

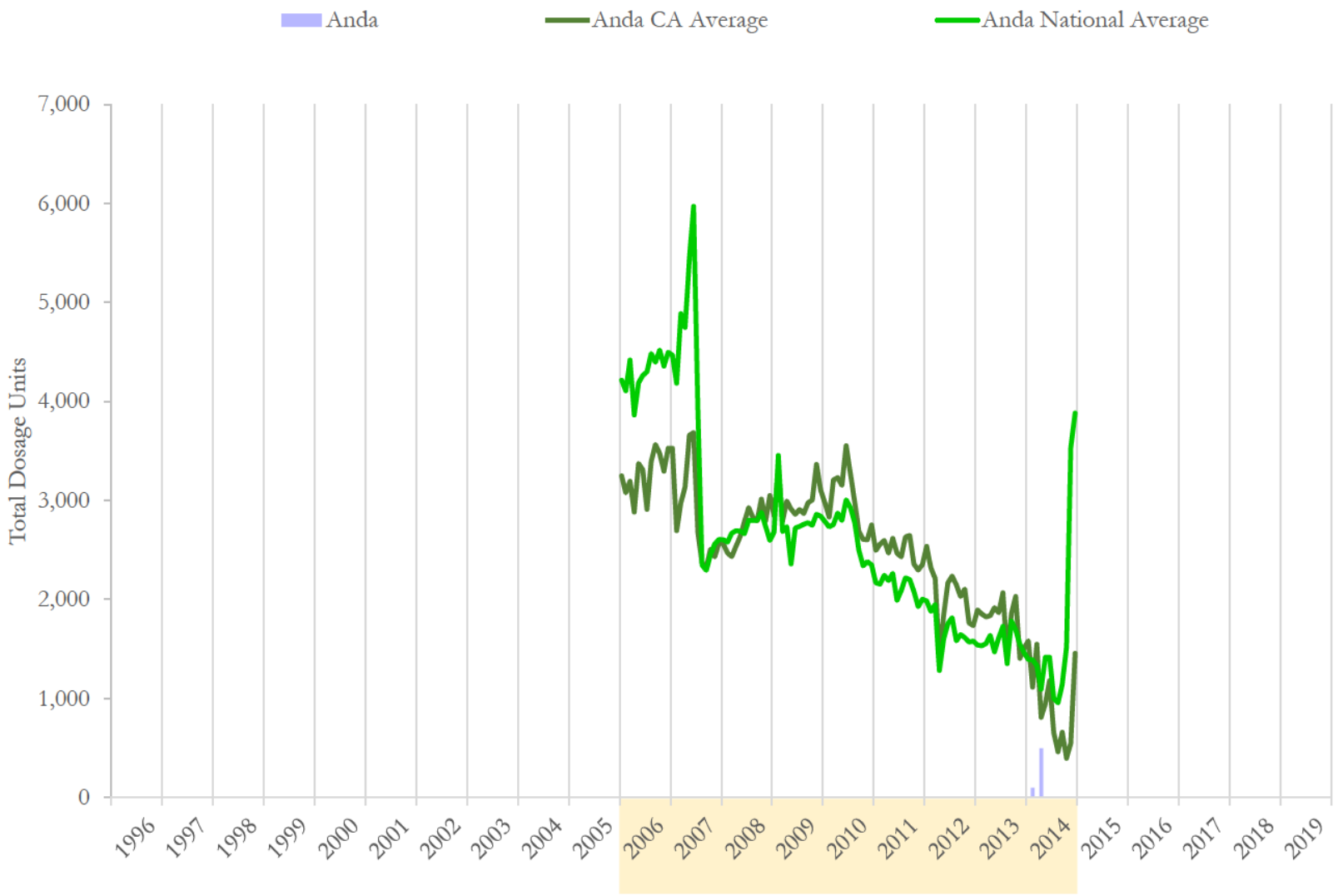

National and state averages reflect hydrocodone shipped from Anda, Inc to all active pharmacies each month.
Data source: ARCOS (2006-2014) and Defendant Distribution Data (Anda 12/1996 - 1/2015)

Walgreens # 02088 (2/1996 to 1/2018)
DEA: BW1615080
1333 Castro Street
San Francisco, CA 94114

Anda, Inc Hydrocodone Shipments to Walgreens # 02088

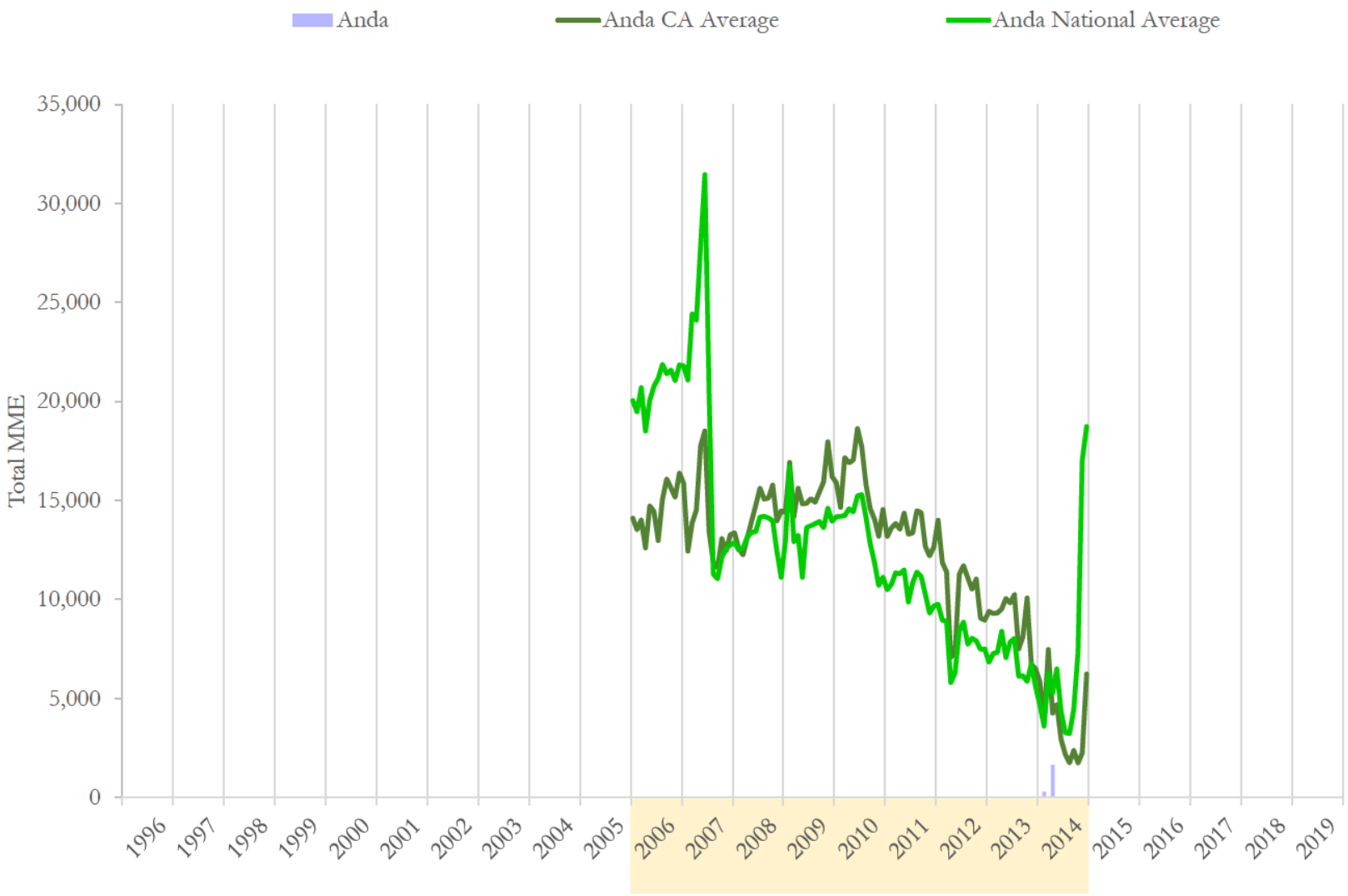

National and state averages reflect hydrocodone shipped from Anda, Inc to all active pharmacies each month.
Data source: ARCOS (2006-2014) and Defendant Distribution Data (Anda 12/1996 - 1/2015)

Walgreens # 02088 (2/1996 to 1/2018)
DEA: BW1615080
1333 Castro Street
San Francisco, CA 94114

Anda, Inc Hydrocodone Shipments to Walgreens # 02088

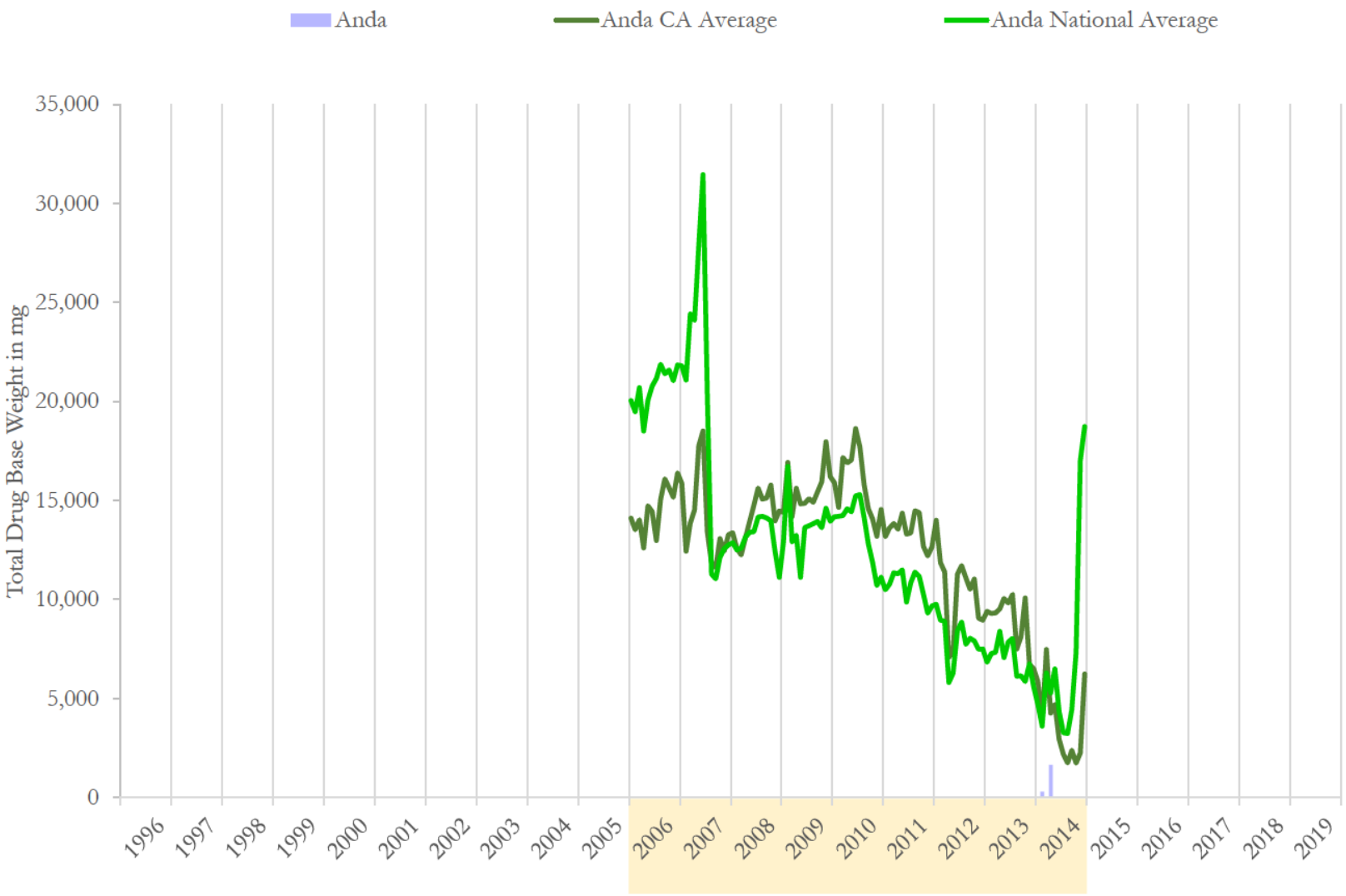

National and state averages reflect hydrocodone shipped from Anda, Inc to all active pharmacies each month.
Data source: ARCOS (2006-2014) and Defendant Distribution Data (Anda 12/1996 - 1/2015)

Walgreens # 02088 (2/1996 to 1/2018)
DEA: BW1615080
1333 Castro Street
San Francisco, CA 94114

Anda, Inc Hydrocodone Shipments to Walgreens # 02088

	Dosage Units		MME		Drug Base Weight in mg	
Date	Anda	% Change	Anda	% Change	Anda	% Change
01/2014	0	n/a	0	n/a	0	n/a
02/2014	100	n/a	303	n/a	303	n/a
03/2014	0	-100.0%	0	-100.0%	0	-100.0%
04/2014	500	n/a	1,657	n/a	1,657	n/a
05/2014	0	-100.0%	0	-100.0%	0	-100.0%
06/2014	0	n/a	0	n/a	0	n/a
07/2014	0	n/a	0	n/a	0	n/a
08/2014	0	n/a	0	n/a	0	n/a
09/2014	0	n/a	0	n/a	0	n/a
10/2014	0	n/a	0	n/a	0	n/a
11/2014	0	n/a	0	n/a	0	n/a
12/2014	0	n/a	0	n/a	0	n/a
01/2015	0	n/a	0	n/a	0	n/a
02/2015	0	n/a	0	n/a	0	n/a
03/2015	0	n/a	0	n/a	0	n/a
04/2015	0	n/a	0	n/a	0	n/a
05/2015	0	n/a	0	n/a	0	n/a
06/2015	0	n/a	0	n/a	0	n/a
07/2015	0	n/a	0	n/a	0	n/a
08/2015	0	n/a	0	n/a	0	n/a
09/2015	0	n/a	0	n/a	0	n/a
10/2015	0	n/a	0	n/a	0	n/a
11/2015	0	n/a	0	n/a	0	n/a
12/2015	0	n/a	0	n/a	0	n/a

Data source: ARCOS (2006-2014) and Defendant Distribution Data (Anda 12/1996 - 1/2015)

Walgreens # 02088 (2/1996 to 1/2018)
DEA: BW1615080
1333 Castro Street
San Francisco, CA 94114

Anda, Inc Hydrocodone Shipments to Walgreens # 02088

	Dosage Units		MME		Drug Base Weight in mg	
Date	**Anda**	**% Change**	**Anda**	**% Change**	**Anda**	**% Change**
1996	0		0		0	
1997	0	n/a	0	n/a	0	n/a
1998	0	n/a	0	n/a	0	n/a
1999	0	n/a	0	n/a	0	n/a
2000	0	n/a	0	n/a	0	n/a
2001	0	n/a	0	n/a	0	n/a
2002	0	n/a	0	n/a	0	n/a
2003	0	n/a	0	n/a	0	n/a
2004	0	n/a	0	n/a	0	n/a
2005	0	n/a	0	n/a	0	n/a
2006	0	n/a	0	n/a	0	n/a
2007	0	n/a	0	n/a	0	n/a
2008	0	n/a	0	n/a	0	n/a
2009	0	n/a	0	n/a	0	n/a
2010	0	n/a	0	n/a	0	n/a
2011	0	n/a	0	n/a	0	n/a
2012	0	n/a	0	n/a	0	n/a
2013	0	n/a	0	n/a	0	n/a
2014	600	n/a	1,959	n/a	1,959	n/a
2015	0	-100.0%	0	-100.0%	0	-100.0%
2016	0	n/a	0	n/a	0	n/a
2017	0	n/a	0	n/a	0	n/a
2018	0	n/a	0	n/a	0	n/a
2019	0	n/a	0	n/a	0	n/a
Total	**600**		**1,959**		**1,959**	

Data source: ARCOS (2006-2014) and Defendant Distribution Data (Anda 12/1996 - 1/2015)

Walgreens # 02088 (2/1996 to 1/2018)
DEA: BW1615080
1333 Castro Street
San Francisco, CA 94114

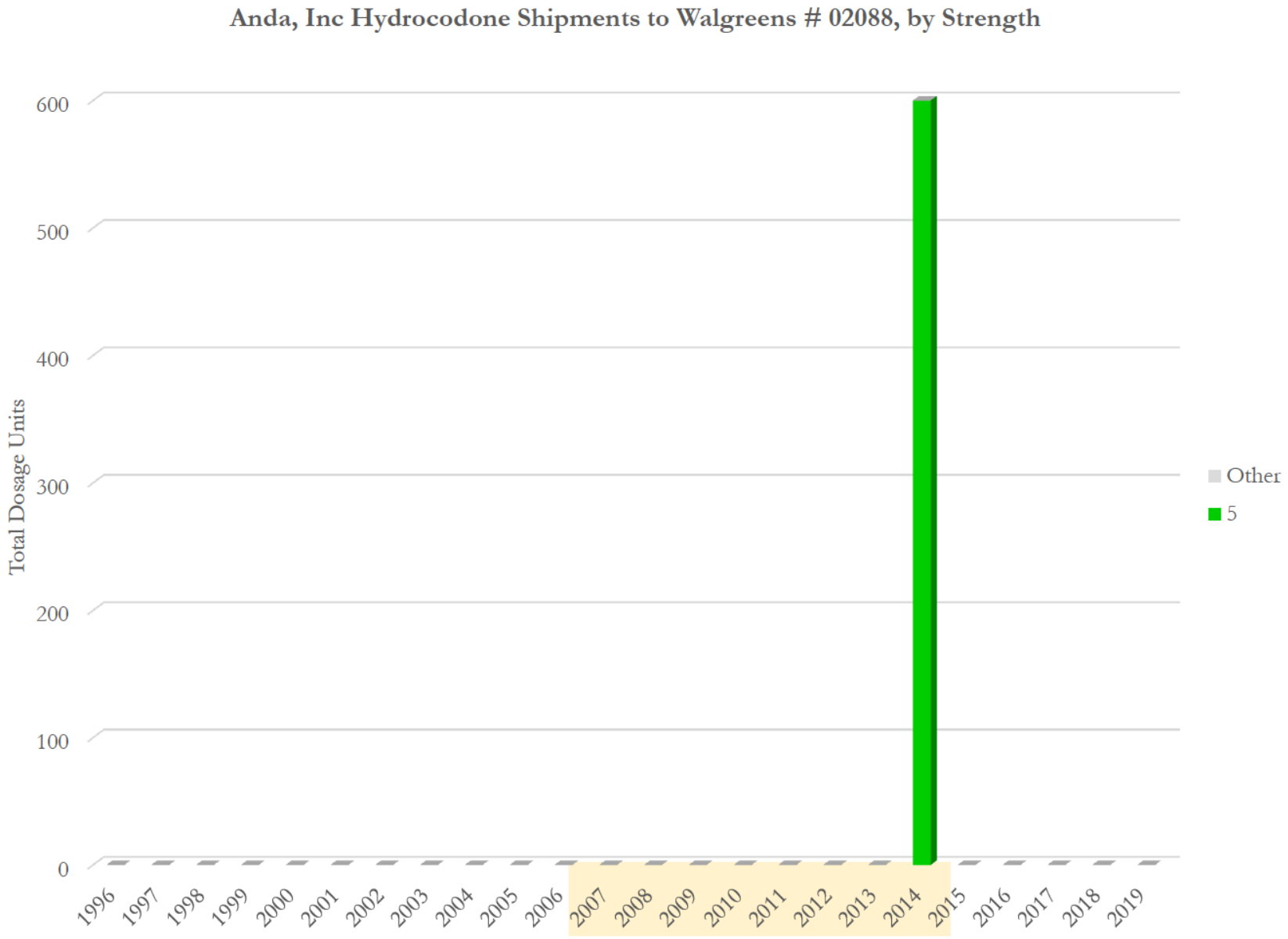

Data source: ARCOS (2006-2014) and Defendant Distribution Data (Anda 12/1996 - 1/2015)

Walgreens # 02088 (2/1996 to 1/2018)
DEA: BW1615080
1333 Castro Street
San Francisco, CA 94114

Anda, Inc Hydrocodone Shipments to Walgreens # 02088, by Strength

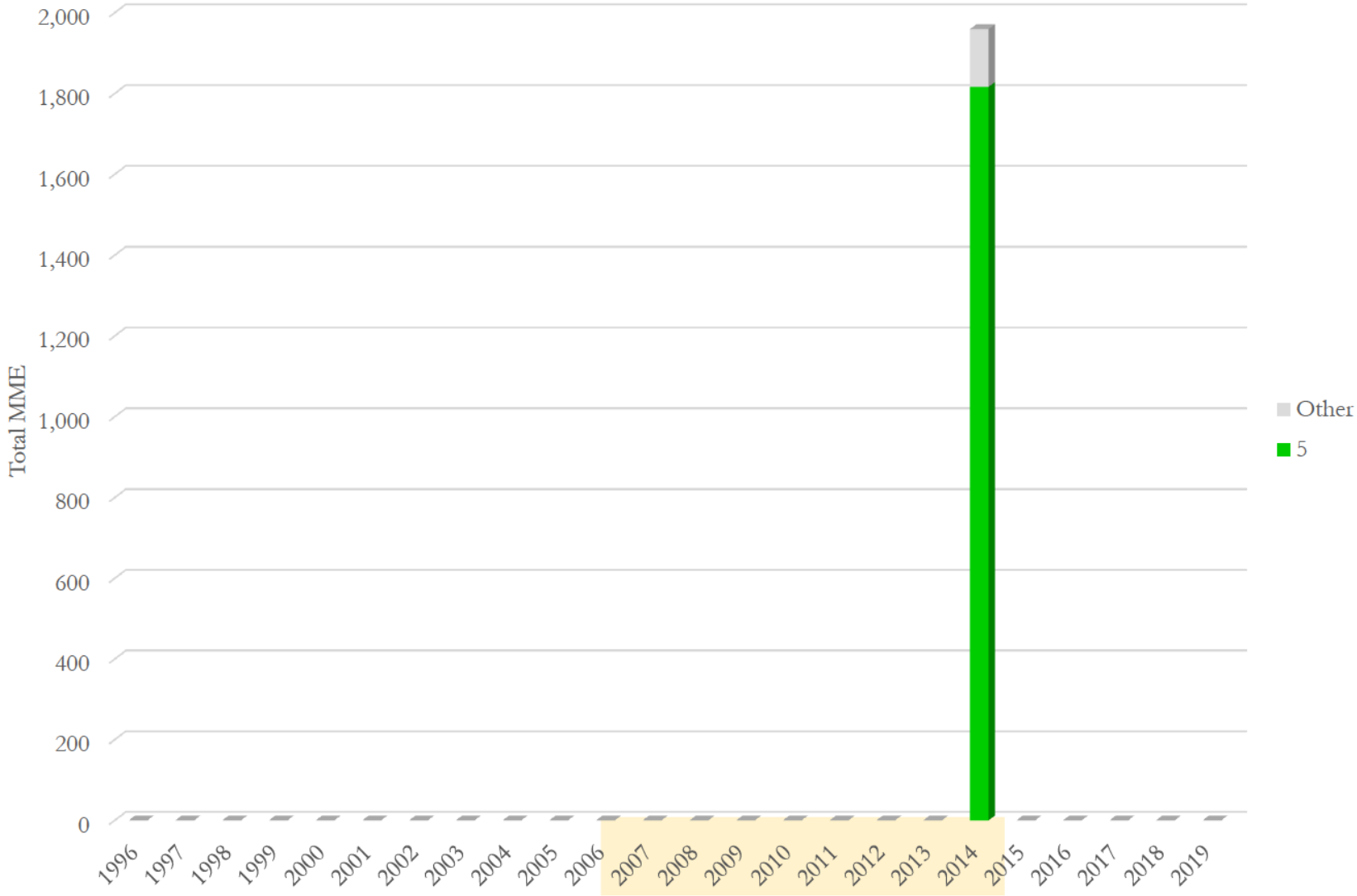

Data source: ARCOS (2006-2014) and Defendant Distribution Data (Anda 12/1996 - 1/2015)

Walgreens # 02088 (2/1996 to 1/2018)
DEA: BW1615080
1333 Castro Street
San Francisco, CA 94114

Anda, Inc Hydrocodone Shipments to Walgreens # 02088, by Strength

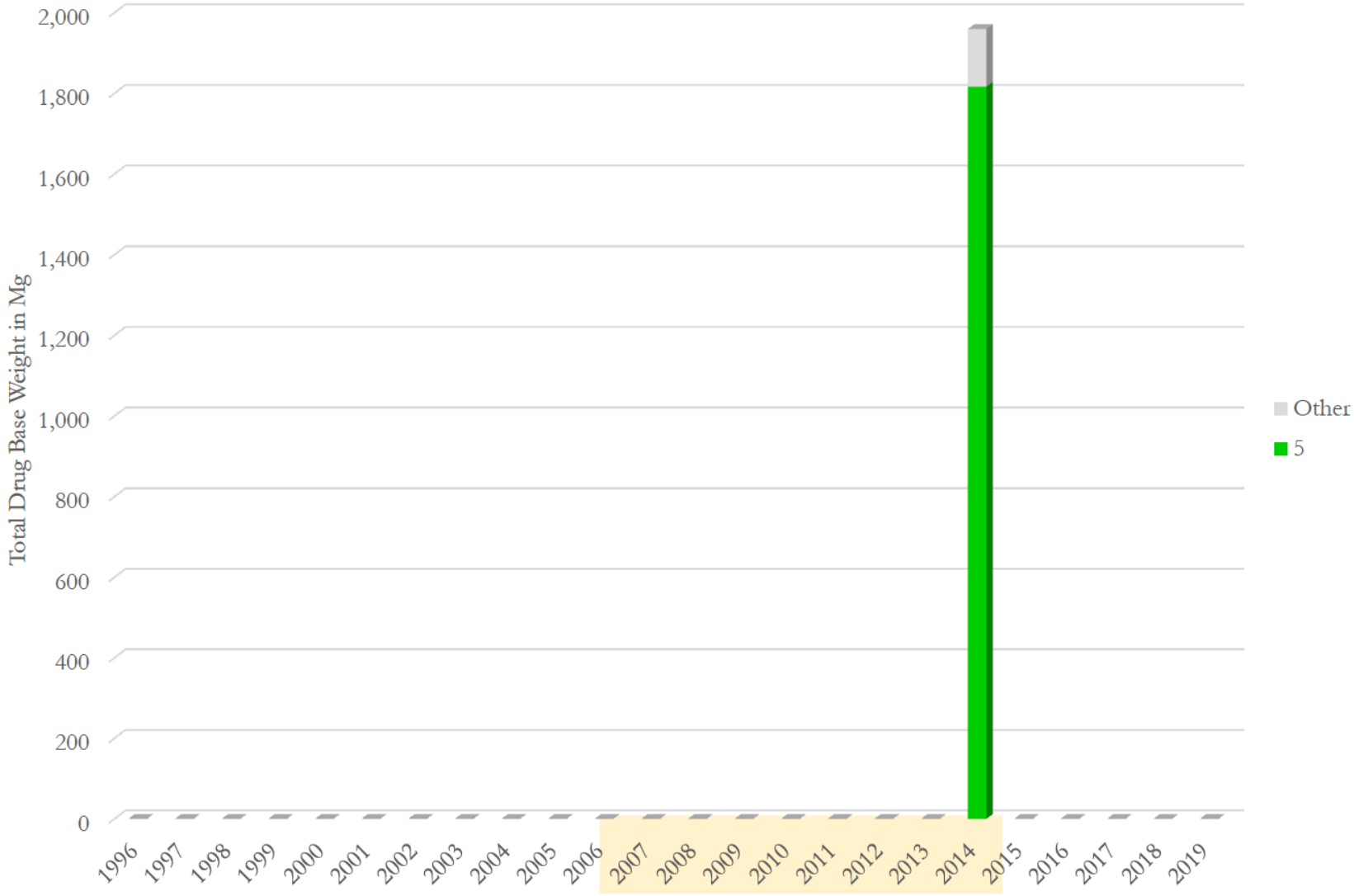

Data source: ARCOS (2006-2014) and Defendant Distribution Data (Anda 12/1996 - 1/2015)

Anda, Inc Hydrocodone Shipments to Walgreens # 02088, by Strength
(Total Dosage Units)

Strength Year\	5	Other	Total	Avg. Str
1996	0	0	**0**	
1997	0	0	**0**	
1998	0	0	**0**	
1999	0	0	**0**	
2000	0	0	**0**	
2001	0	0	**0**	
2002	0	0	**0**	
2003	0	0	**0**	
2004	0	0	**0**	
2005	0	0	**0**	
2006	0	0	**0**	
2007	0	0	**0**	
2008	0	0	**0**	
2009	0	0	**0**	
2010	0	0	**0**	
2011	0	0	**0**	
2012	0	0	**0**	
2013	0	0	**0**	
2014	600	0	**600**	5.00
2015	0	0	**0**	
2016	0	0	**0**	
2017	0	0	**0**	
2018	0	0	**0**	
2019	0	0	**0**	
Total	**600**	**0**	**600**	5.00

Data source: ARCOS (2006-2014) and Defendant Distribution Data (Anda 12/1996 - 1/2015)

Anda, Inc Hydrocodone Shipments to Walgreens # 02088, by Strength
(Total MME)

Strength Year\	5	Other	Total	Avg. Str
1996	0	0	**0**	
1997	0	0	**0**	
1998	0	0	**0**	
1999	0	0	**0**	
2000	0	0	**0**	
2001	0	0	**0**	
2002	0	0	**0**	
2003	0	0	**0**	
2004	0	0	**0**	
2005	0	0	**0**	
2006	0	0	**0**	
2007	0	0	**0**	
2008	0	0	**0**	
2009	0	0	**0**	
2010	0	0	**0**	
2011	0	0	**0**	
2012	0	0	**0**	
2013	0	0	**0**	
2014	1,816	143	**1,959**	5.00
2015	0	0	**0**	
2016	0	0	**0**	
2017	0	0	**0**	
2018	0	0	**0**	
2019	0	0	**0**	
Total	**1,816**	**143**	**1,959**	5.00

Data source: ARCOS (2006-2014) and Defendant Distribution Data (Anda 12/1996 - 1/2015)

Anda, Inc Hydrocodone Shipments to Walgreens # 02088, by Strength
(Total Drug Base Weight in Milligram)

Strength Year\	5	Other	Total	Avg. Str
1996	0	0	**0**	
1997	0	0	**0**	
1998	0	0	**0**	
1999	0	0	**0**	
2000	0	0	**0**	
2001	0	0	**0**	
2002	0	0	**0**	
2003	0	0	**0**	
2004	0	0	**0**	
2005	0	0	**0**	
2006	0	0	**0**	
2007	0	0	**0**	
2008	0	0	**0**	
2009	0	0	**0**	
2010	0	0	**0**	
2011	0	0	**0**	
2012	0	0	**0**	
2013	0	0	**0**	
2014	1,816	143	**1,959**	5.00
2015	0	0	**0**	
2016	0	0	**0**	
2017	0	0	**0**	
2018	0	0	**0**	
2019	0	0	**0**	
Total	**1,816**	**143**	**1,959**	5.00

Data source: ARCOS (2006-2014) and Defendant Distribution Data (Anda 12/1996 - 1/2015)

Walgreens # 02088 (2/1996 to 1/2018)
DEA: BW1615080
1333 Castro Street
San Francisco, CA 94114

Walgreen Co Hydrocodone Shipments to Walgreens # 02088

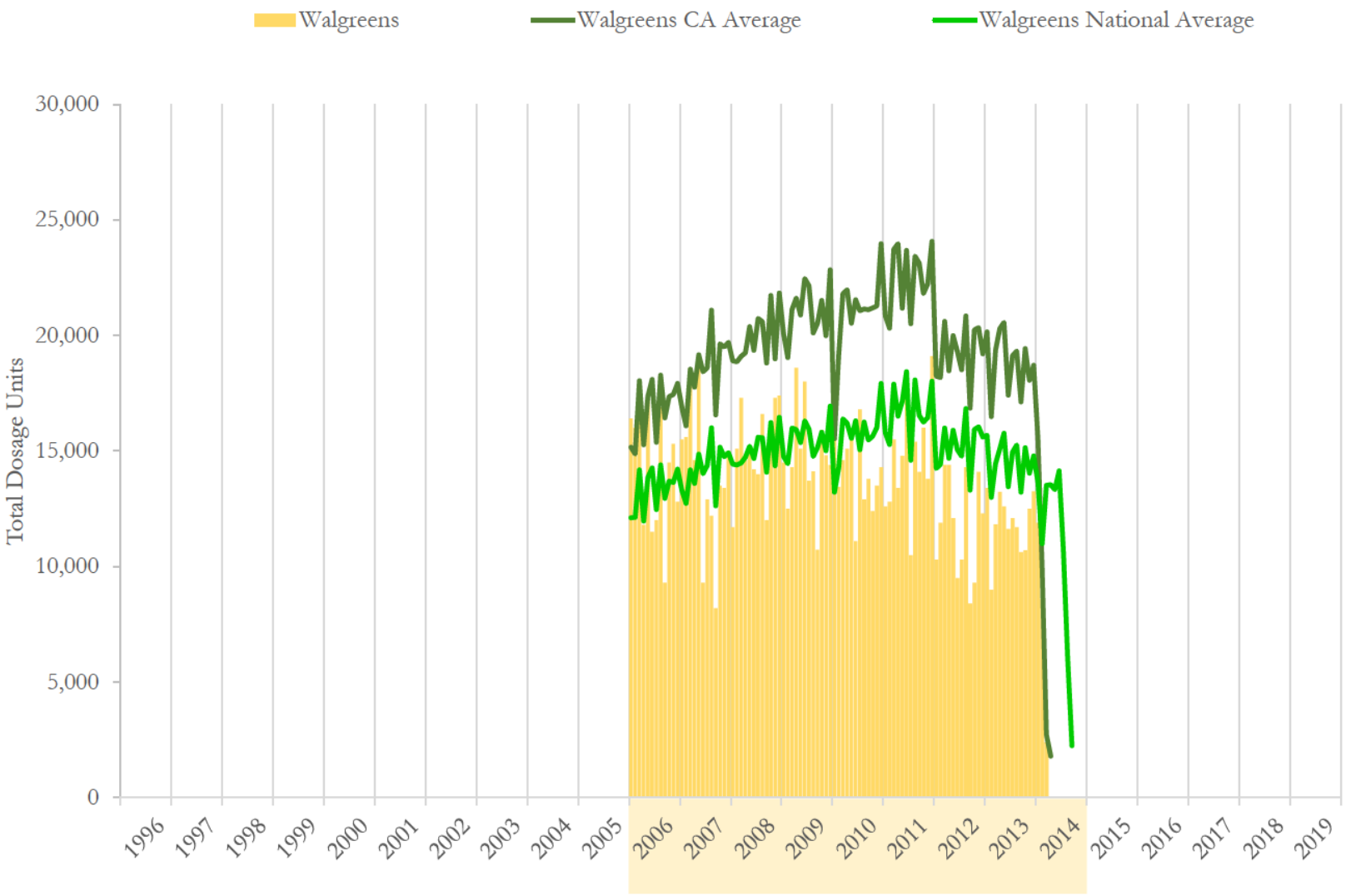

National and state averages reflect hydrocodone shipped from Walgreen Co to all active pharmacies each month.
Data source: ARCOS (2006-2014) and Defendant Distribution Data (Walgreens 1/2006 - 3/2014)

Walgreens # 02088 (2/1996 to 1/2018)
DEA: BW1615080
1333 Castro Street
San Francisco, CA 94114

Walgreen Co Hydrocodone Shipments to Walgreens # 02088

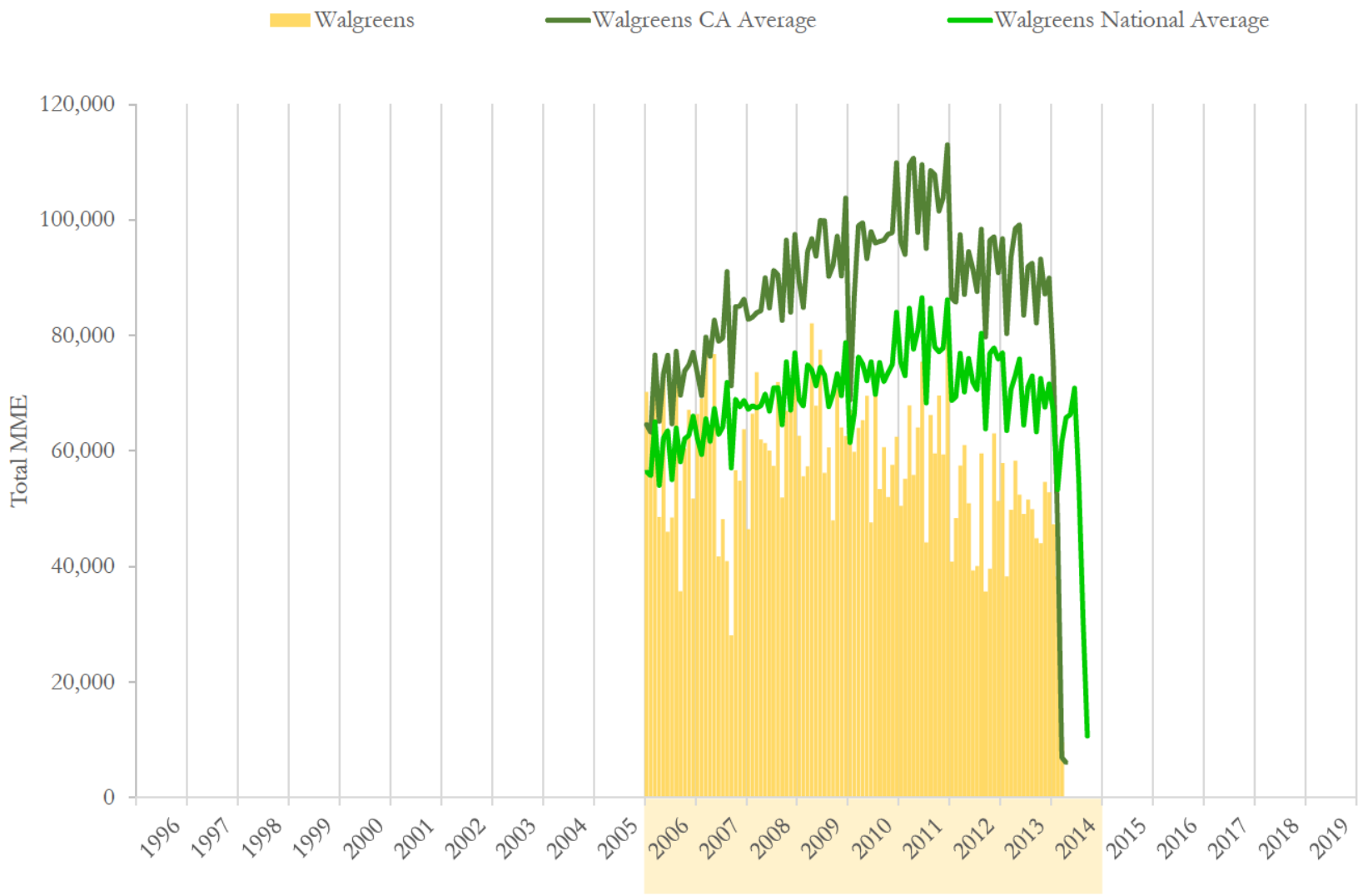

National and state averages reflect hydrocodone shipped from Walgreen Co to all active pharmacies each month.
Data source: ARCOS (2006-2014) and Defendant Distribution Data (Walgreens 1/2006 - 3/2014)

Walgreens # 02088 (2/1996 to 1/2018)
DEA: BW1615080
1333 Castro Street
San Francisco, CA 94114

Walgreen Co Hydrocodone Shipments to Walgreens # 02088

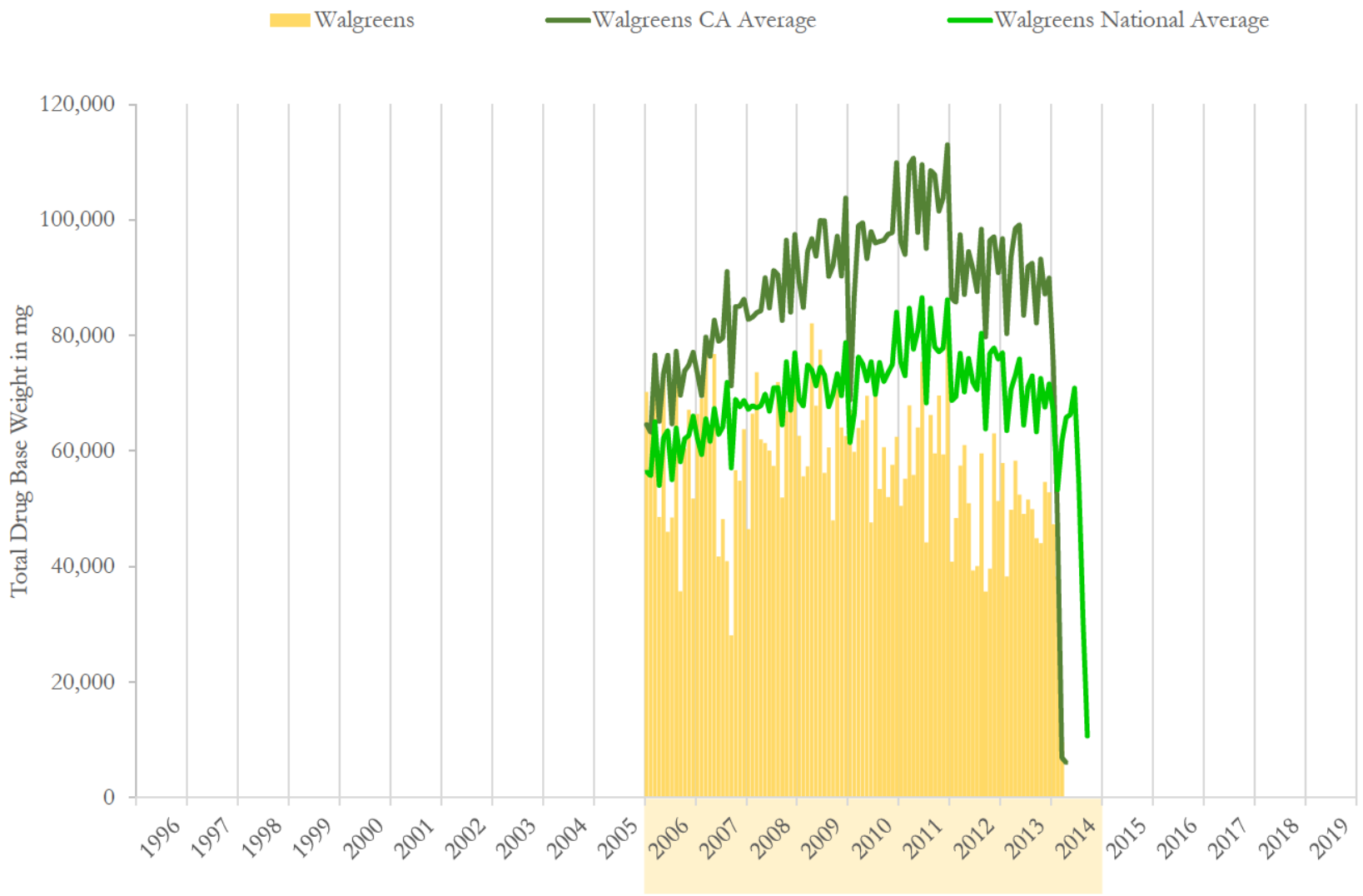

National and state averages reflect hydrocodone shipped from Walgreen Co to all active pharmacies each month.
Data source: ARCOS (2006-2014) and Defendant Distribution Data (Walgreens 1/2006 - 3/2014)

Walgreens # 02088 (2/1996 to 1/2018)
DEA: BW1615080
1333 Castro Street
San Francisco, CA 94114

Walgreen Co Hydrocodone Shipments to Walgreens # 02088

	Dosage Units		MME		Drug Base Weight in mg	
Date	Walgreens	% Change	Walgreens	% Change	Walgreens	% Change
01/2006	16,400	n/a	70,226	n/a	70,226	n/a
02/2006	16,000	-2.4%	64,929	-7.5%	64,929	-7.5%
03/2006	16,300	1.9%	72,498	11.7%	72,498	11.7%
04/2006	11,800	-27.6%	48,567	-33.0%	48,567	-33.0%
05/2006	17,400	47.5%	73,851	52.1%	73,851	52.1%
06/2006	11,500	-33.9%	45,994	-37.7%	45,994	-37.7%
07/2006	12,000	4.3%	48,486	5.4%	48,486	5.4%
08/2006	16,900	40.8%	72,799	50.1%	72,799	50.1%
09/2006	9,300	-45.0%	35,719	-50.9%	35,719	-50.9%
10/2006	14,500	55.9%	60,483	69.3%	60,483	69.3%
11/2006	15,300	5.5%	67,118	11.0%	67,118	11.0%
12/2006	12,800	-16.3%	51,767	-22.9%	51,767	-22.9%
01/2007	15,500	21.1%	66,402	28.3%	66,402	28.3%
02/2007	15,600	0.6%	69,070	4.0%	69,070	4.0%
03/2007	18,600	19.2%	77,013	11.5%	77,013	11.5%
04/2007	14,600	-21.5%	61,797	-19.8%	61,797	-19.8%
05/2007	19,100	30.8%	76,788	24.3%	76,788	24.3%
06/2007	9,300	-51.3%	41,732	-45.7%	41,732	-45.7%
07/2007	12,900	38.7%	48,208	15.5%	48,208	15.5%
08/2007	12,200	-5.4%	40,927	-15.1%	40,927	-15.1%
09/2007	8,200	-32.8%	28,111	-31.3%	28,111	-31.3%
10/2007	13,500	64.6%	56,634	101.5%	56,634	101.5%
11/2007	13,400	-0.7%	54,851	-3.1%	54,851	-3.1%
12/2007	15,000	11.9%	63,772	16.3%	63,772	16.3%

Data source: ARCOS (2006-2014) and Defendant Distribution Data (Walgreens 1/2006 - 3/2014)

Walgreens # 02088 (2/1996 to 1/2018)
DEA: BW1615080
1333 Castro Street
San Francisco, CA 94114

Walgreen Co Hydrocodone Shipments to Walgreens # 02088

	Dosage Units		MME		Drug Base Weight in mg	
Date	Walgreens	% Change	Walgreens	% Change	Walgreens	% Change
01/2008	11,700	-22.0%	46,486	-27.1%	46,486	-27.1%
02/2008	15,100	29.1%	66,440	42.9%	66,440	42.9%
03/2008	17,300	14.6%	73,639	10.8%	73,639	10.8%
04/2008	14,600	-15.6%	62,013	-15.8%	62,013	-15.8%
05/2008	15,000	2.7%	61,391	-1.0%	61,391	-1.0%
06/2008	14,200	-5.3%	60,037	-2.2%	60,037	-2.2%
07/2008	14,000	-1.4%	57,424	-4.4%	57,424	-4.4%
08/2008	16,600	18.6%	71,913	25.2%	71,913	25.2%
09/2008	12,000	-27.7%	51,942	-27.8%	51,942	-27.8%
10/2008	15,800	31.7%	66,951	28.9%	66,951	28.9%
11/2008	17,300	9.5%	72,056	7.6%	72,056	7.6%
12/2008	17,400	0.6%	77,226	7.2%	77,226	7.2%
01/2009	14,500	-16.7%	62,643	-18.9%	62,643	-18.9%
02/2009	12,500	-13.8%	55,607	-11.2%	55,607	-11.2%
03/2009	14,300	14.4%	57,345	3.1%	57,345	3.1%
04/2009	18,600	30.1%	82,094	43.2%	82,094	43.2%
05/2009	15,100	-18.8%	67,875	-17.3%	67,875	-17.3%
06/2009	18,000	19.2%	77,578	14.3%	77,578	14.3%
07/2009	13,720	-23.8%	56,207	-27.5%	56,207	-27.5%
08/2009	14,120	2.9%	60,596	7.8%	60,596	7.8%
09/2009	10,720	-24.1%	47,993	-20.8%	47,993	-20.8%
10/2009	15,920	48.5%	70,790	47.5%	70,790	47.5%
11/2009	14,820	-6.9%	64,085	-9.5%	64,085	-9.5%
12/2009	14,400	-2.8%	62,602	-2.3%	62,602	-2.3%

Data source: ARCOS (2006-2014) and Defendant Distribution Data (Walgreens 1/2006 - 3/2014)

Walgreens # 02088 (2/1996 to 1/2018)
DEA: BW1615080
1333 Castro Street
San Francisco, CA 94114

Walgreen Co Hydrocodone Shipments to Walgreens # 02088

	Dosage Units		MME		Drug Base Weight in mg	
Date	Walgreens	% Change	Walgreens	% Change	Walgreens	% Change
01/2010	15,600	8.3%	67,032	7.1%	67,032	7.1%
02/2010	13,440	-13.8%	59,842	-10.7%	59,842	-10.7%
03/2010	14,600	8.6%	63,972	6.9%	63,972	6.9%
04/2010	15,100	3.4%	65,326	2.1%	65,326	2.1%
05/2010	15,700	4.0%	69,556	6.5%	69,556	6.5%
06/2010	11,100	-29.3%	47,627	-31.5%	47,627	-31.5%
07/2010	16,800	51.4%	73,507	54.3%	73,507	54.3%
08/2010	12,900	-23.2%	53,410	-27.3%	53,410	-27.3%
09/2010	13,800	7.0%	60,643	13.5%	60,643	13.5%
10/2010	12,400	-10.1%	52,016	-14.2%	52,016	-14.2%
11/2010	13,500	8.9%	57,608	10.8%	57,608	10.8%
12/2010	14,300	5.9%	62,483	8.5%	62,483	8.5%
01/2011	12,600	-11.9%	50,478	-19.2%	50,478	-19.2%
02/2011	12,800	1.6%	55,170	9.3%	55,170	9.3%
03/2011	15,500	21.1%	67,891	23.1%	67,891	23.1%
04/2011	13,400	-13.5%	55,816	-17.8%	55,816	-17.8%
05/2011	14,800	10.4%	64,083	14.8%	64,083	14.8%
06/2011	17,300	16.9%	75,442	17.7%	75,442	17.7%
07/2011	10,500	-39.3%	44,162	-41.5%	44,162	-41.5%
08/2011	15,400	46.7%	66,202	49.9%	66,202	49.9%
09/2011	14,100	-8.4%	59,559	-10.0%	59,559	-10.0%
10/2011	16,000	13.5%	69,580	16.8%	69,580	16.8%
11/2011	13,800	-13.8%	59,416	-14.6%	59,416	-14.6%
12/2011	19,100	38.4%	84,061	41.5%	84,061	41.5%

Data source: ARCOS (2006-2014) and Defendant Distribution Data (Walgreens 1/2006 - 3/2014)

Walgreens # 02088 (2/1996 to 1/2018)
DEA: BW1615080
1333 Castro Street
San Francisco, CA 94114

Walgreen Co Hydrocodone Shipments to Walgreens # 02088

	Dosage Units		MME		Drug Base Weight in mg	
Date	Walgreens	% Change	Walgreens	% Change	Walgreens	% Change
01/2012	10,300	-46.1%	40,824	-51.4%	40,824	-51.4%
02/2012	11,900	15.5%	48,383	18.5%	48,383	18.5%
03/2012	14,400	21.0%	57,456	18.8%	57,456	18.8%
04/2012	14,400	0.0%	61,005	6.2%	61,005	6.2%
05/2012	12,100	-16.0%	50,932	-16.5%	50,932	-16.5%
06/2012	9,500	-21.5%	39,294	-22.8%	39,294	-22.8%
07/2012	10,300	8.4%	40,083	2.0%	40,083	2.0%
08/2012	14,300	38.8%	59,583	48.6%	59,583	48.6%
09/2012	8,400	-41.3%	35,670	-40.1%	35,670	-40.1%
10/2012	9,300	10.7%	39,605	11.0%	39,605	11.0%
11/2012	14,100	51.6%	63,016	59.1%	63,016	59.1%
12/2012	12,300	-12.8%	51,362	-18.5%	51,362	-18.5%
01/2013	13,400	8.9%	57,886	12.7%	57,886	12.7%
02/2013	9,000	-32.8%	38,275	-33.9%	38,275	-33.9%
03/2013	11,830	31.4%	49,828	30.2%	49,828	30.2%
04/2013	13,230	11.8%	58,328	17.1%	58,328	17.1%
05/2013	12,600	-4.8%	52,437	-10.1%	52,437	-10.1%
06/2013	11,630	-7.7%	49,096	-6.4%	49,096	-6.4%
07/2013	12,100	4.0%	51,562	5.0%	51,562	5.0%
08/2013	11,700	-3.3%	49,913	-3.2%	49,913	-3.2%
09/2013	10,630	-9.1%	44,874	-10.1%	44,874	-10.1%
10/2013	10,700	0.7%	44,027	-1.9%	44,027	-1.9%
11/2013	12,500	16.8%	54,621	24.1%	54,621	24.1%
12/2013	13,260	6.1%	52,835	-3.3%	52,835	-3.3%

Data source: ARCOS (2006-2014) and Defendant Distribution Data (Walgreens 1/2006 - 3/2014)

Walgreen Co Hydrocodone Shipments to Walgreens # 02088

	Dosage Units		MME		Drug Base Weight in mg	
Date	Walgreens	% Change	Walgreens	% Change	Walgreens	% Change
01/2014	11,900	-10.3%	47,340	-10.4%	47,340	-10.4%
02/2014	8,600	-27.7%	38,251	-19.2%	38,251	-19.2%
03/2014	2,400	-72.1%	9,527	-75.1%	9,527	-75.1%
04/2014	0	-100.0%	0	-100.0%	0	-100.0%
05/2014	0	n/a	0	n/a	0	n/a
06/2014	0	n/a	0	n/a	0	n/a
07/2014	0	n/a	0	n/a	0	n/a
08/2014	0	n/a	0	n/a	0	n/a
09/2014	0	n/a	0	n/a	0	n/a
10/2014	0	n/a	0	n/a	0	n/a
11/2014	0	n/a	0	n/a	0	n/a
12/2014	0	n/a	0	n/a	0	n/a
01/2015	0	n/a	0	n/a	0	n/a
02/2015	0	n/a	0	n/a	0	n/a
03/2015	0	n/a	0	n/a	0	n/a
04/2015	0	n/a	0	n/a	0	n/a
05/2015	0	n/a	0	n/a	0	n/a
06/2015	0	n/a	0	n/a	0	n/a
07/2015	0	n/a	0	n/a	0	n/a
08/2015	0	n/a	0	n/a	0	n/a
09/2015	0	n/a	0	n/a	0	n/a
10/2015	0	n/a	0	n/a	0	n/a
11/2015	0	n/a	0	n/a	0	n/a
12/2015	0	n/a	0	n/a	0	n/a

Data source: ARCOS (2006-2014) and Defendant Distribution Data (Walgreens 1/2006 - 3/2014)

Walgreens # 02088 (2/1996 to 1/2018)
DEA: BW1615080
1333 Castro Street
San Francisco, CA 94114

Walgreen Co Hydrocodone Shipments to Walgreens # 02088

	Dosage Units		MME		Drug Base Weight in mg	
Date	Walgreens	% Change	Walgreens	% Change	Walgreens	% Change
1996	0		0		0	
1997	0	n/a	0	n/a	0	n/a
1998	0	n/a	0	n/a	0	n/a
1999	0	n/a	0	n/a	0	n/a
2000	0	n/a	0	n/a	0	n/a
2001	0	n/a	0	n/a	0	n/a
2002	0	n/a	0	n/a	0	n/a
2003	0	n/a	0	n/a	0	n/a
2004	0	n/a	0	n/a	0	n/a
2005	0	n/a	0	n/a	0	n/a
2006	170,200	n/a	712,438	n/a	712,438	n/a
2007	167,900	-1.4%	685,303	-3.8%	685,303	-3.8%
2008	181,000	7.8%	767,518	12.0%	767,518	12.0%
2009	176,700	-2.4%	765,416	-0.3%	765,416	-0.3%
2010	169,240	-4.2%	733,021	-4.2%	733,021	-4.2%
2011	175,300	3.6%	751,859	2.6%	751,859	2.6%
2012	141,300	-19.4%	587,213	-21.9%	587,213	-21.9%
2013	142,580	0.9%	603,682	2.8%	603,682	2.8%
2014	22,900	-83.9%	95,118	-84.2%	95,118	-84.2%
2015	0	-100.0%	0	-100.0%	0	-100.0%
2016	0	n/a	0	n/a	0	n/a
2017	0	n/a	0	n/a	0	n/a
2018	0	n/a	0	n/a	0	n/a
2019	0	n/a	0	n/a	0	n/a
Total	**1,347,120**		**5,701,568**		**5,701,568**	

Data source: ARCOS (2006-2014) and Defendant Distribution Data (Walgreens 1/2006 - 3/2014)

Walgreens # 02088 (2/1996 to 1/2018)
DEA: BW1615080
1333 Castro Street
San Francisco, CA 94114

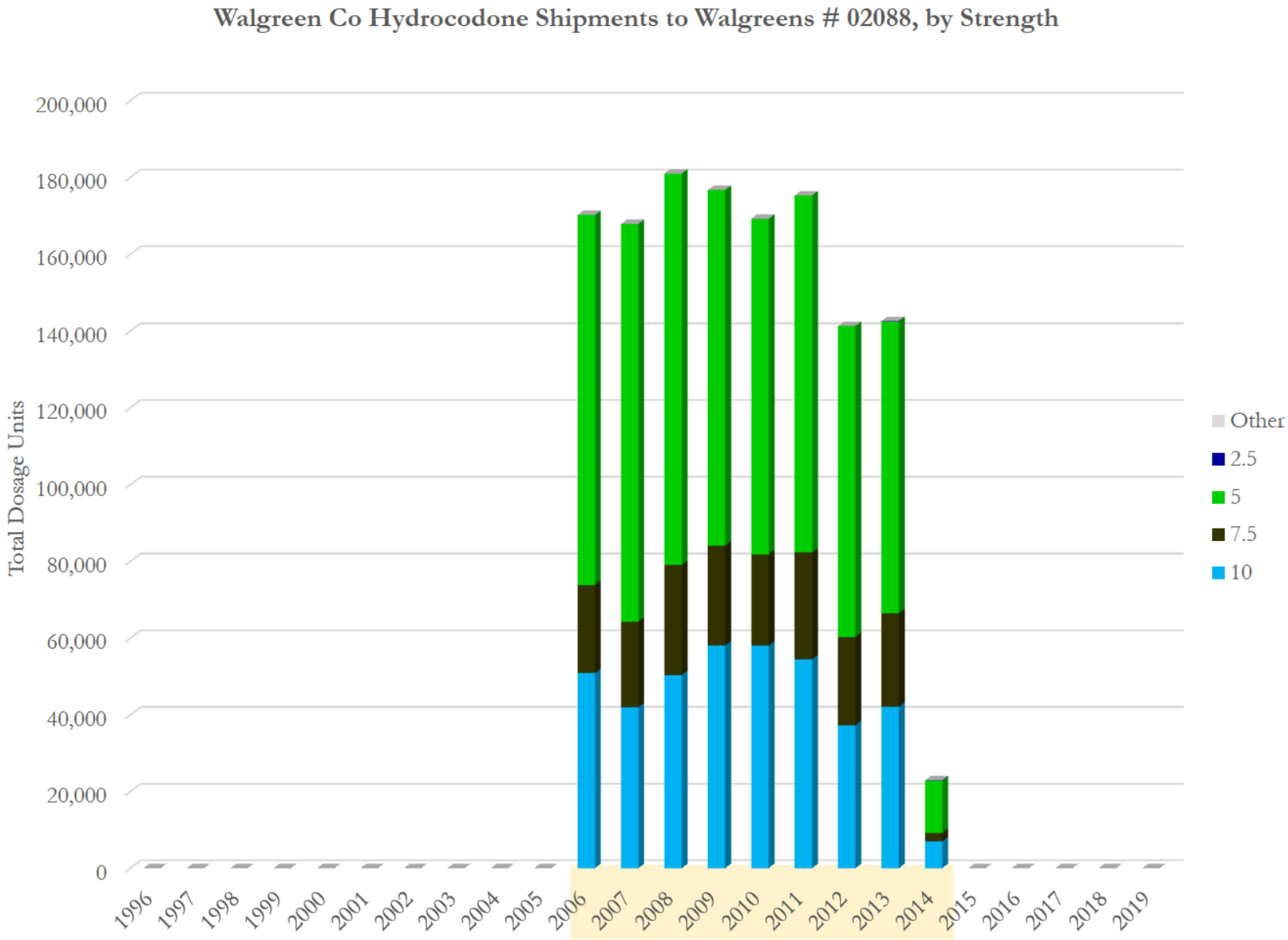

Data source: ARCOS (2006-2014) and Defendant Distribution Data (Walgreens 1/2006 - 3/2014)

Walgreens # 02088 (2/1996 to 1/2018)
DEA: BW1615080
1333 Castro Street
San Francisco, CA 94114

Walgreen Co Hydrocodone Shipments to Walgreens # 02088, by Strength

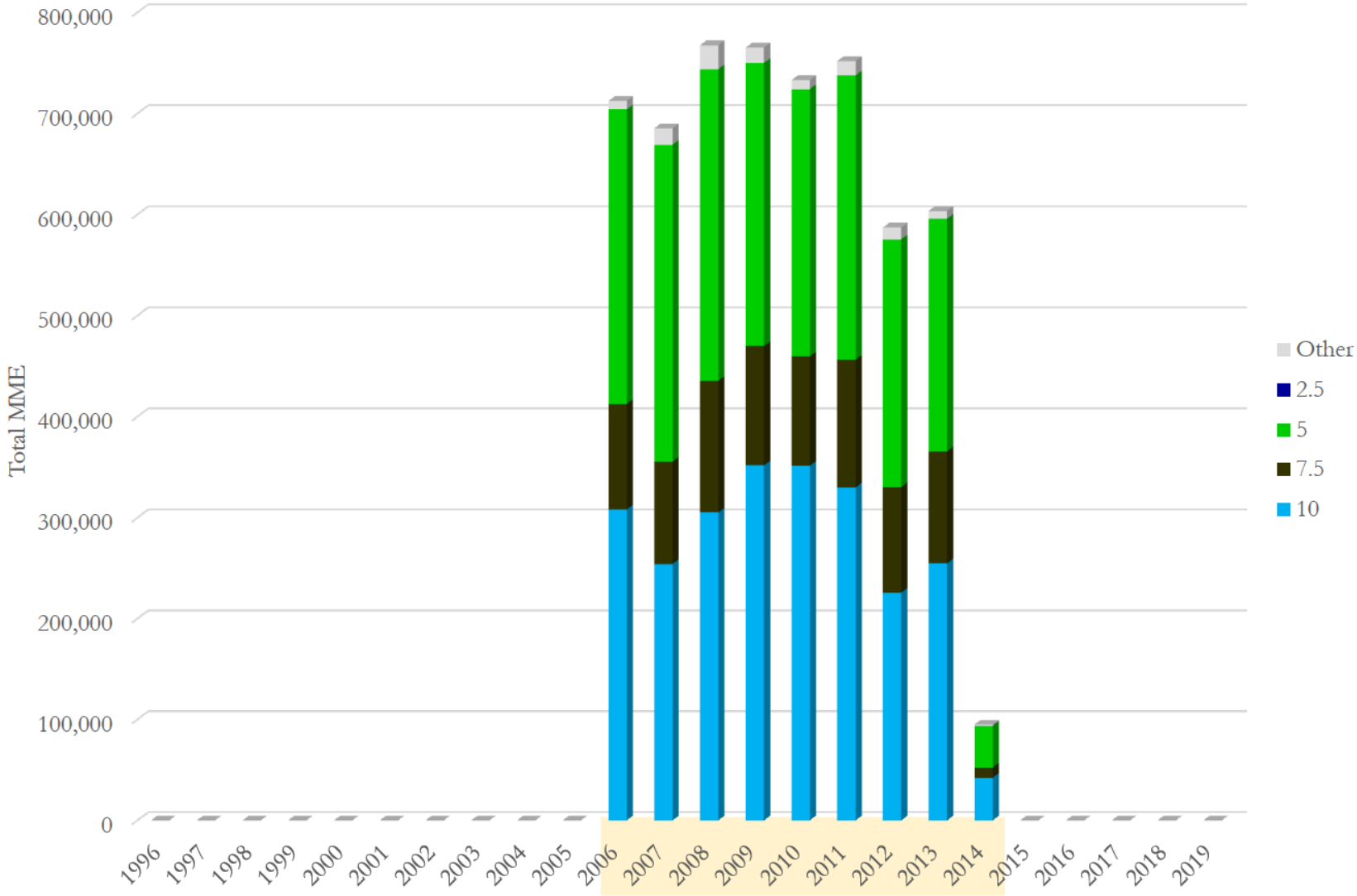

Data source: ARCOS (2006-2014) and Defendant Distribution Data (Walgreens 1/2006 - 3/2014)

Walgreens # 02088 (2/1996 to 1/2018)
DEA: BW1615080
1333 Castro Street
San Francisco, CA 94114

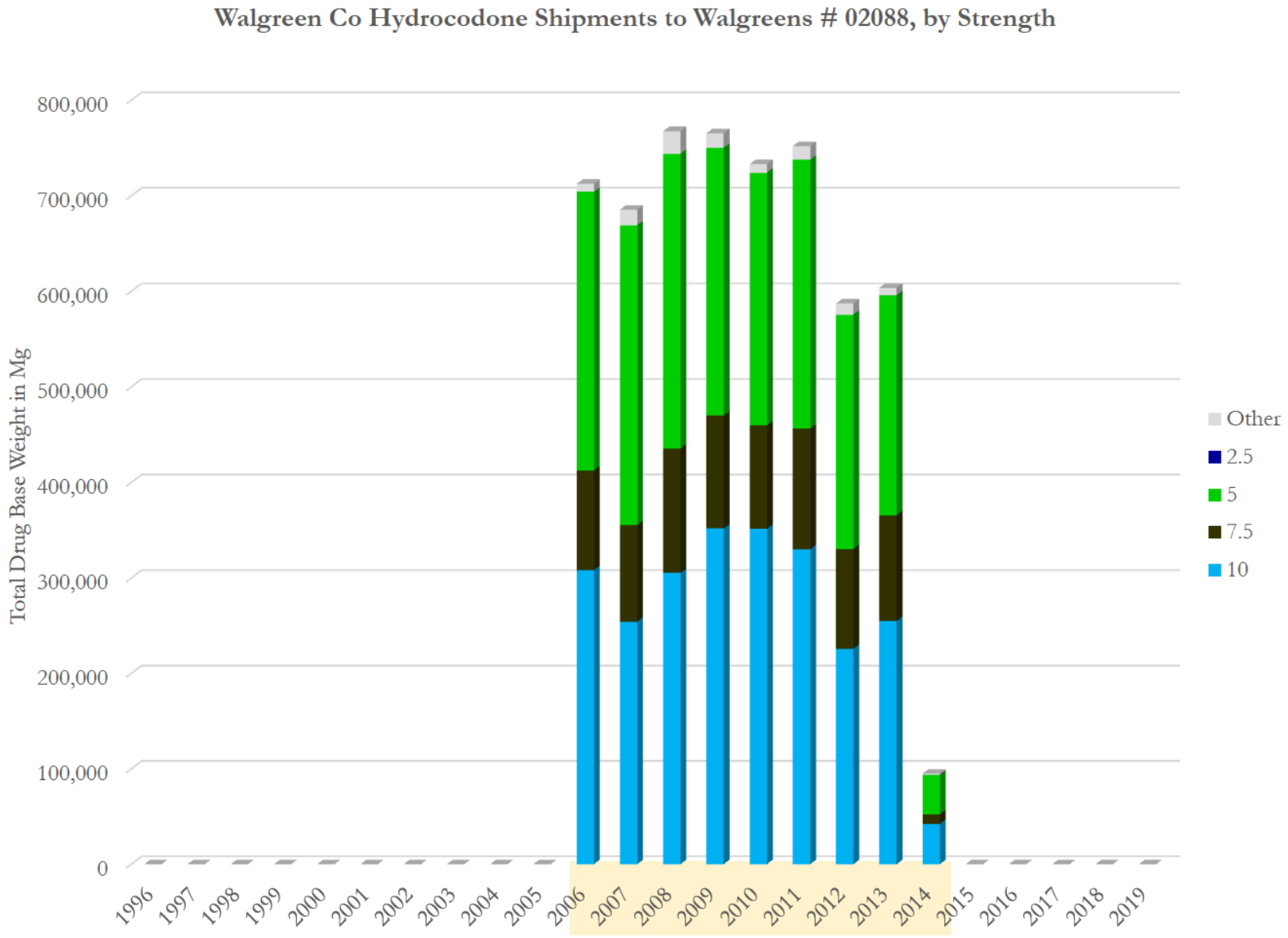

Data source: ARCOS (2006-2014) and Defendant Distribution Data (Walgreens 1/2006 - 3/2014)

Walgreens # 02088 (2/1996 to 1/2018)
DEA: BW1615080
1333 Castro Street
San Francisco, CA 94114

Walgreen Co Hydrocodone Shipments to Walgreens # 02088, by Strength
(Total Dosage Units)

Strength Year\	10	7.5	5	2.5	Other	Total	Avg. Str
1996	0	0	0	0	0	**0**	
1997	0	0	0	0	0	**0**	
1998	0	0	0	0	0	**0**	
1999	0	0	0	0	0	**0**	
2000	0	0	0	0	0	**0**	
2001	0	0	0	0	0	**0**	
2002	0	0	0	0	0	**0**	
2003	0	0	0	0	0	**0**	
2004	0	0	0	0	0	**0**	
2005	0	0	0	0	0	**0**	
2006	50,900	23,000	96,300	0	0	**170,200**	6.83
2007	42,000	22,300	103,600	0	0	**167,900**	6.58
2008	50,400	28,700	101,900	0	0	**181,000**	6.79
2009	58,100	26,000	92,600	0	0	**176,700**	7.01
2010	58,040	23,800	87,400	0	0	**169,240**	7.07
2011	54,500	27,800	93,000	0	0	**175,300**	6.95
2012	37,300	23,000	81,000	0	0	**141,300**	6.73
2013	42,100	24,400	75,980	100	0	**142,580**	6.90
2014	7,000	2,200	13,600	100	0	**22,900**	6.76
2015	0	0	0	0	0	**0**	
2016	0	0	0	0	0	**0**	
2017	0	0	0	0	0	**0**	
2018	0	0	0	0	0	**0**	
2019	0	0	0	0	0	**0**	
Total	**400,340**	**201,200**	**745,380**	**200**	**0**	**1,347,120**	6.86

Data source: ARCOS (2006-2014) and Defendant Distribution Data (Walgreens 1/2006 - 3/2014)

Walgreens # 02088 (2/1996 to 1/2018)
DEA: BW1615080
1333 Castro Street
San Francisco, CA 94114

Walgreen Co Hydrocodone Shipments to Walgreens # 02088, by Strength (Total MME)

Strength Year\	10	7.5	5	2.5	Other	Total	Avg. Str
1996	0	0	0	0	0	**0**	
1997	0	0	0	0	0	**0**	
1998	0	0	0	0	0	**0**	
1999	0	0	0	0	0	**0**	
2000	0	0	0	0	0	**0**	
2001	0	0	0	0	0	**0**	
2002	0	0	0	0	0	**0**	
2003	0	0	0	0	0	**0**	
2004	0	0	0	0	0	**0**	
2005	0	0	0	0	0	**0**	
2006	308,149	104,432	291,500	0	8,357	**712,438**	6.83
2007	254,268	101,253	313,597	0	16,185	**685,303**	6.58
2008	305,122	130,312	308,451	0	23,632	**767,518**	6.79
2009	351,737	118,053	280,300	0	15,325	**765,416**	7.01
2010	351,374	108,064	264,560	0	9,024	**733,021**	7.07
2011	329,943	126,226	281,511	0	14,179	**751,859**	6.95
2012	225,814	104,432	245,187	0	11,781	**587,213**	6.73
2013	254,873	110,788	229,991	151	7,878	**603,682**	6.90
2014	42,378	9,989	41,167	151	1,432	**95,118**	6.76
2015	0	0	0	0	0	**0**	
2016	0	0	0	0	0	**0**	
2017	0	0	0	0	0	**0**	
2018	0	0	0	0	0	**0**	
2019	0	0	0	0	0	**0**	
Total	**2,423,658**	**913,549**	**2,256,265**	**303**	**107,794**	**5,701,568**	6.86

Data source: ARCOS (2006-2014) and Defendant Distribution Data (Walgreens 1/2006 - 3/2014)

Walgreens # 02088 (2/1996 to 1/2018)
DEA: BW1615080
1333 Castro Street
San Francisco, CA 94114

Walgreen Co Hydrocodone Shipments to Walgreens # 02088, by Strength
(Total Drug Base Weight in Milligram)

Strength Year\	10	7.5	5	2.5	Other	Total	Avg. Str
1996	0	0	0	0	0	**0**	
1997	0	0	0	0	0	**0**	
1998	0	0	0	0	0	**0**	
1999	0	0	0	0	0	**0**	
2000	0	0	0	0	0	**0**	
2001	0	0	0	0	0	**0**	
2002	0	0	0	0	0	**0**	
2003	0	0	0	0	0	**0**	
2004	0	0	0	0	0	**0**	
2005	0	0	0	0	0	**0**	
2006	308,149	104,432	291,500	0	8,357	**712,438**	6.83
2007	254,268	101,253	313,597	0	16,185	**685,303**	6.58
2008	305,122	130,312	308,451	0	23,632	**767,518**	6.79
2009	351,737	118,053	280,300	0	15,325	**765,416**	7.01
2010	351,374	108,064	264,560	0	9,024	**733,021**	7.07
2011	329,943	126,226	281,511	0	14,179	**751,859**	6.95
2012	225,814	104,432	245,187	0	11,781	**587,213**	6.73
2013	254,873	110,788	229,991	151	7,878	**603,682**	6.90
2014	42,378	9,989	41,167	151	1,432	**95,118**	6.76
2015	0	0	0	0	0	**0**	
2016	0	0	0	0	0	**0**	
2017	0	0	0	0	0	**0**	
2018	0	0	0	0	0	**0**	
2019	0	0	0	0	0	**0**	
Total	**2,423,658**	**913,549**	**2,256,265**	**303**	**107,794**	**5,701,568**	6.86

Data source: ARCOS (2006-2014) and Defendant Distribution Data (Walgreens 1/2006 - 3/2014)

Walgreens # 04529 (8/2002 to 12/2017)
DEA: BW6547307
2145 Market Street
San Francisco, CA 94114

Walgreen Co Oxycodone Shipments to Walgreens # 04529

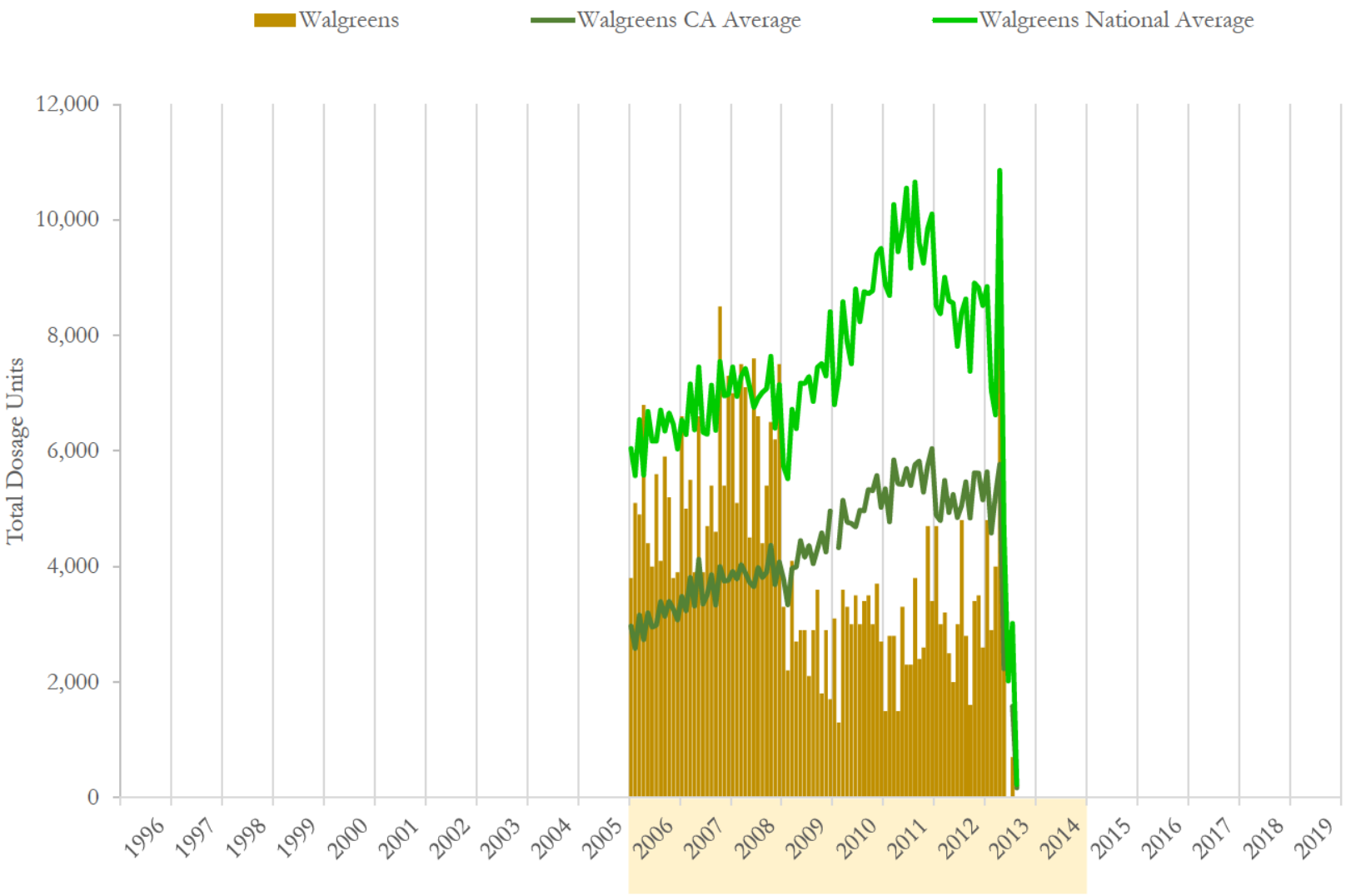

National and state averages reflect oxycodone shipped from Walgreen Co to all active pharmacies each month.
Data source: ARCOS (2006-2014) and Defendant Distribution Data (Walgreens 1/2006 - 3/2014)

Walgreens # 04529 (8/2002 to 12/2017)
DEA: BW6547307
2145 Market Street
San Francisco, CA 94114

Walgreen Co Oxycodone Shipments to Walgreens # 04529

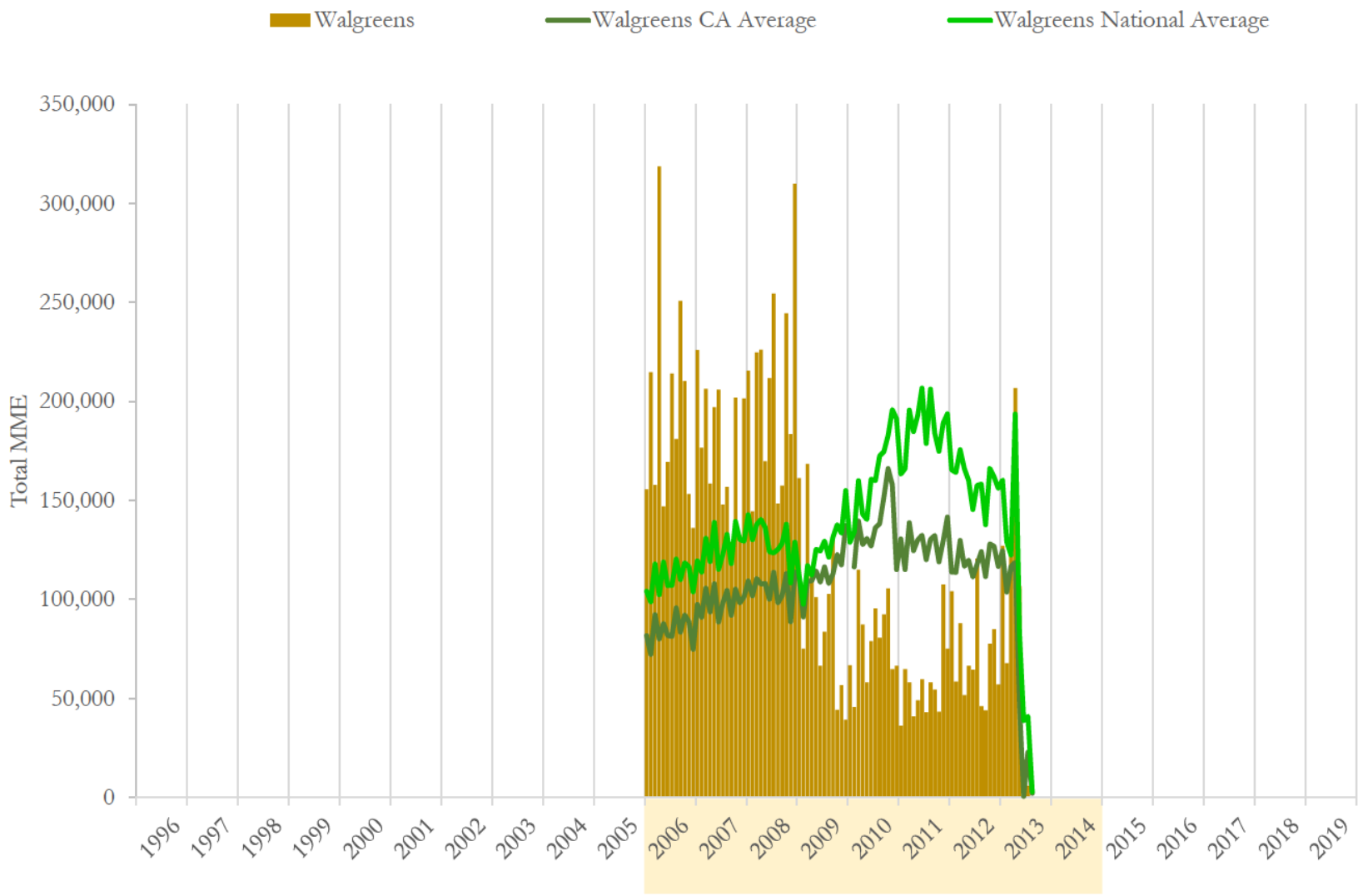

National and state averages reflect oxycodone shipped from Walgreen Co to all active pharmacies each month.
Data source: ARCOS (2006-2014) and Defendant Distribution Data (Walgreens 1/2006 - 3/2014)

Walgreens # 04529 (8/2002 to 12/2017)
DEA: BW6547307
2145 Market Street
San Francisco, CA 94114

Walgreen Co Oxycodone Shipments to Walgreens # 04529

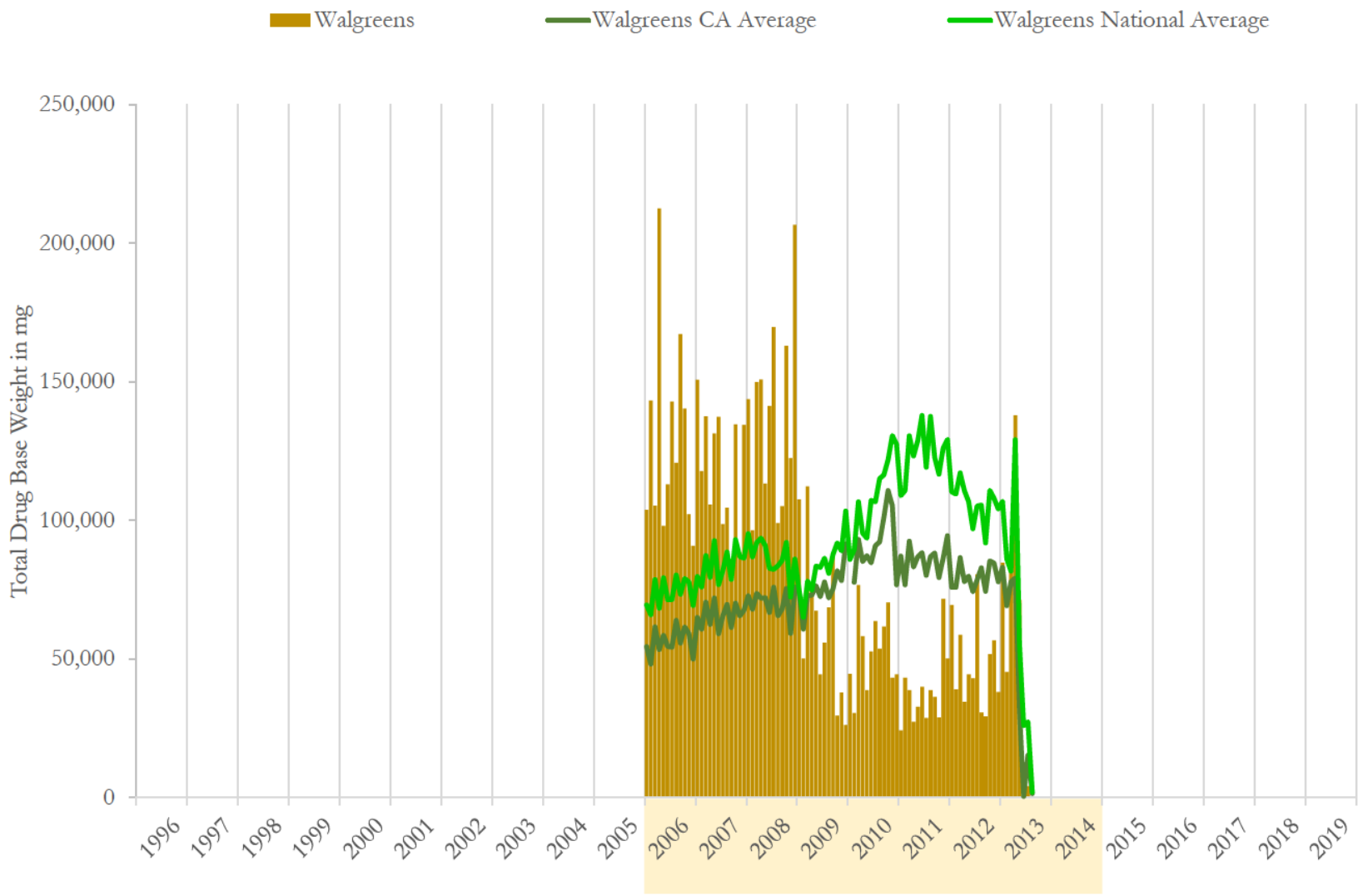

National and state averages reflect oxycodone shipped from Walgreen Co to all active pharmacies each month.
Data source: ARCOS (2006-2014) and Defendant Distribution Data (Walgreens 1/2006 - 3/2014)

Walgreens # 04529 (8/2002 to 12/2017)
DEA: BW6547307
2145 Market Street
San Francisco, CA 94114

Walgreen Co Oxycodone Shipments to Walgreens # 04529

	Dosage Units		MME		Drug Base Weight in mg	
Date	Walgreens	% Change	Walgreens	% Change	Walgreens	% Change
01/2006	3,800	n/a	155,655	n/a	103,770	n/a
02/2006	5,100	34.2%	214,824	38.0%	143,216	38.0%
03/2006	4,900	-3.9%	157,874	-26.5%	105,249	-26.5%
04/2006	6,800	38.8%	318,706	101.9%	212,470	101.9%
05/2006	4,400	-35.3%	146,981	-53.9%	97,987	-53.9%
06/2006	4,000	-9.1%	169,439	15.3%	112,959	15.3%
07/2006	5,600	40.0%	214,151	26.4%	142,768	26.4%
08/2006	4,100	-26.8%	181,071	-15.4%	120,714	-15.4%
09/2006	5,900	43.9%	250,729	38.5%	167,152	38.5%
10/2006	5,200	-11.9%	210,386	-16.1%	140,257	-16.1%
11/2006	3,800	-26.9%	153,302	-27.1%	102,201	-27.1%
12/2006	3,900	2.6%	136,156	-11.2%	90,771	-11.2%
01/2007	6,600	69.2%	226,120	66.1%	150,746	66.1%
02/2007	5,000	-24.2%	176,639	-21.9%	117,760	-21.9%
03/2007	5,500	10.0%	206,290	16.8%	137,527	16.8%
04/2007	3,900	-29.1%	158,546	-23.1%	105,697	-23.1%
05/2007	6,600	69.2%	197,018	24.3%	131,345	24.3%
06/2007	3,900	-40.9%	205,935	4.5%	137,290	4.5%
07/2007	4,700	20.5%	148,043	-28.1%	98,695	-28.1%
08/2007	5,400	14.9%	156,750	5.9%	104,500	5.9%
09/2007	4,600	-14.8%	129,061	-17.7%	86,041	-17.7%
10/2007	8,500	84.8%	201,946	56.5%	134,631	56.5%
11/2007	5,400	-36.5%	132,504	-34.4%	88,336	-34.4%
12/2007	7,300	35.2%	201,531	52.1%	134,354	52.1%

Data source: ARCOS (2006-2014) and Defendant Distribution Data (Walgreens 1/2006 - 3/2014)

Walgreens # 04529 (8/2002 to 12/2017)
DEA: BW6547307
2145 Market Street
San Francisco, CA 94114

Walgreen Co Oxycodone Shipments to Walgreens # 04529

	Dosage Units		MME		Drug Base Weight in mg	
Date	Walgreens	% Change	Walgreens	% Change	Walgreens	% Change
01/2008	7,000	-4.1%	215,508	6.9%	143,672	6.9%
02/2008	5,100	-27.1%	144,627	-32.9%	96,418	-32.9%
03/2008	7,500	47.1%	224,707	55.4%	149,804	55.4%
04/2008	7,100	-5.3%	226,205	0.7%	150,804	0.7%
05/2008	4,500	-36.6%	169,848	-24.9%	113,232	-24.9%
06/2008	7,600	68.9%	211,798	24.7%	141,199	24.7%
07/2008	6,600	-13.2%	254,494	20.2%	169,663	20.2%
08/2008	4,400	-33.3%	148,528	-41.6%	99,018	-41.6%
09/2008	5,400	22.7%	157,605	6.1%	105,070	6.1%
10/2008	6,500	20.4%	244,408	55.1%	162,939	55.1%
11/2008	6,200	-4.6%	183,558	-24.9%	122,372	-24.9%
12/2008	7,500	21.0%	309,898	68.8%	206,598	68.8%
01/2009	3,300	-56.0%	161,370	-47.9%	107,580	-47.9%
02/2009	2,200	-33.3%	75,306	-53.3%	50,204	-53.3%
03/2009	4,100	86.4%	168,430	123.7%	112,287	123.7%
04/2009	2,700	-34.1%	115,312	-31.5%	76,875	-31.5%
05/2009	2,900	7.4%	101,192	-12.2%	67,462	-12.2%
06/2009	2,900	0.0%	66,565	-34.2%	44,377	-34.2%
07/2009	2,100	-27.6%	83,711	25.8%	55,807	25.8%
08/2009	2,900	38.1%	102,873	22.9%	68,582	22.9%
09/2009	3,600	24.1%	131,113	27.5%	87,409	27.5%
10/2009	1,800	-50.0%	44,377	-66.2%	29,585	-66.2%
11/2009	2,900	61.1%	56,816	28.0%	37,877	28.0%
12/2009	1,700	-41.4%	39,334	-30.8%	26,223	-30.8%

Data source: ARCOS (2006-2014) and Defendant Distribution Data (Walgreens 1/2006 - 3/2014)

Walgreens # 04529 (8/2002 to 12/2017)
DEA: BW6547307
2145 Market Street
San Francisco, CA 94114

Walgreen Co Oxycodone Shipments to Walgreens # 04529

	Dosage Units		MME		Drug Base Weight in mg	
Date	Walgreens	% Change	Walgreens	% Change	Walgreens	% Change
01/2010	3,100	82.4%	66,901	70.1%	44,601	70.1%
02/2010	1,300	-58.1%	45,722	-31.7%	30,481	-31.7%
03/2010	3,600	176.9%	114,976	151.5%	76,651	151.5%
04/2010	3,300	-8.3%	87,409	-24.0%	58,273	-24.0%
05/2010	3,000	-9.1%	58,160	-33.5%	38,774	-33.5%
06/2010	3,500	16.7%	79,004	35.8%	52,669	35.8%
07/2010	3,000	-14.3%	95,477	20.9%	63,652	20.9%
08/2010	3,400	13.3%	80,685	-15.5%	53,790	-15.5%
09/2010	3,500	2.9%	92,452	14.6%	61,634	14.6%
10/2010	3,000	-14.3%	105,563	14.2%	70,375	14.2%
11/2010	3,700	23.3%	64,884	-38.5%	43,256	-38.5%
12/2010	2,700	-27.0%	66,565	2.6%	44,377	2.6%
01/2011	1,500	-44.4%	36,308	-45.5%	24,206	-45.5%
02/2011	2,800	86.7%	64,884	78.7%	43,256	78.7%
03/2011	2,800	0.0%	58,160	-10.4%	38,774	-10.4%
04/2011	1,500	-46.4%	41,015	-29.5%	27,343	-29.5%
05/2011	3,300	120.0%	49,083	19.7%	32,722	19.7%
06/2011	2,300	-30.3%	59,841	21.9%	39,894	21.9%
07/2011	2,300	0.0%	43,032	-28.1%	28,688	-28.1%
08/2011	3,800	65.2%	58,160	35.2%	38,774	35.2%
09/2011	2,400	-36.8%	54,462	-6.4%	36,308	-6.4%
10/2011	2,600	8.3%	43,368	-20.4%	28,912	-20.4%
11/2011	4,700	80.8%	107,580	148.1%	71,720	148.1%
12/2011	3,400	-27.7%	75,306	-30.0%	50,204	-30.0%

Data source: ARCOS (2006-2014) and Defendant Distribution Data (Walgreens 1/2006 - 3/2014)

Walgreens # 04529 (8/2002 to 12/2017)
DEA: BW6547307
2145 Market Street
San Francisco, CA 94114

Walgreen Co Oxycodone Shipments to Walgreens # 04529

	Dosage Units		MME		Drug Base Weight in mg	
Date	Walgreens	% Change	Walgreens	% Change	Walgreens	% Change
01/2012	4,700	38.2%	104,218	38.4%	69,479	38.4%
02/2012	3,000	-36.2%	58,497	-43.9%	38,998	-43.9%
03/2012	3,200	6.7%	88,081	50.6%	58,721	50.6%
04/2012	2,500	-21.9%	51,773	-41.2%	34,515	-41.2%
05/2012	2,000	-20.0%	66,565	28.6%	44,377	28.6%
06/2012	3,000	50.0%	64,548	-3.0%	43,032	-3.0%
07/2012	4,800	60.0%	120,691	87.0%	80,461	87.0%
08/2012	2,800	-41.7%	46,058	-61.8%	30,705	-61.8%
09/2012	1,600	-42.9%	44,041	-4.4%	29,360	-4.4%
10/2012	3,400	112.5%	77,659	76.3%	51,773	76.3%
11/2012	3,500	2.9%	85,055	9.5%	56,704	9.5%
12/2012	2,600	-25.7%	57,152	-32.8%	38,101	-32.8%
01/2013	4,800	84.6%	127,079	122.4%	84,719	122.4%
02/2013	2,900	-39.6%	67,910	-46.6%	45,273	-46.6%
03/2013	4,000	37.9%	131,786	94.1%	87,857	94.1%
04/2013	8,000	100.0%	206,755	56.9%	137,837	56.9%
05/2013	3,200	-60.0%	106,908	-48.3%	71,272	-48.3%
06/2013	0	-100.0%	0	-100.0%	0	-100.0%
07/2013	700	n/a	6,051	n/a	4,034	n/a
08/2013	0	-100.0%	0	-100.0%	0	-100.0%
09/2013	0	n/a	0	n/a	0	n/a
10/2013	0	n/a	0	n/a	0	n/a
11/2013	0	n/a	0	n/a	0	n/a
12/2013	0	n/a	0	n/a	0	n/a

Data source: ARCOS (2006-2014) and Defendant Distribution Data (Walgreens 1/2006 - 3/2014)

Walgreens # 04529 (8/2002 to 12/2017)
DEA: BW6547307
2145 Market Street
San Francisco, CA 94114

Walgreen Co Oxycodone Shipments to Walgreens # 04529

	Dosage Units		MME		Drug Base Weight in mg	
Date	Walgreens	% Change	Walgreens	% Change	Walgreens	% Change
1996	0		0		0	
1997	0	n/a	0	n/a	0	n/a
1998	0	n/a	0	n/a	0	n/a
1999	0	n/a	0	n/a	0	n/a
2000	0	n/a	0	n/a	0	n/a
2001	0	n/a	0	n/a	0	n/a
2002	0	n/a	0	n/a	0	n/a
2003	0	n/a	0	n/a	0	n/a
2004	0	n/a	0	n/a	0	n/a
2005	0	n/a	0	n/a	0	n/a
2006	57,500	n/a	2,309,271	n/a	1,539,514	n/a
2007	67,400	17.2%	2,140,384	-7.3%	1,426,923	-7.3%
2008	75,400	11.9%	2,491,184	16.4%	1,660,790	16.4%
2009	33,100	-56.1%	1,146,399	-54.0%	764,266	-54.0%
2010	37,100	12.1%	957,798	-16.5%	638,532	-16.5%
2011	33,400	-10.0%	691,202	-27.8%	460,801	-27.8%
2012	37,100	11.1%	864,338	25.0%	576,225	25.0%
2013	23,600	-36.4%	646,489	-25.2%	430,992	-25.2%
2014	0	-100.0%	0	-100.0%	0	-100.0%
2015	0	n/a	0	n/a	0	n/a
2016	0	n/a	0	n/a	0	n/a
2017	0	n/a	0	n/a	0	n/a
2018	0	n/a	0	n/a	0	n/a
2019	0	n/a	0	n/a	0	n/a
Total	**364,600**		**11,247,066**		**7,498,044**	

Data source: ARCOS (2006-2014) and Defendant Distribution Data (Walgreens 1/2006 - 3/2014)

Walgreens # 04529 (8/2002 to 12/2017)
DEA: BW6547307
2145 Market Street
San Francisco, CA 94114

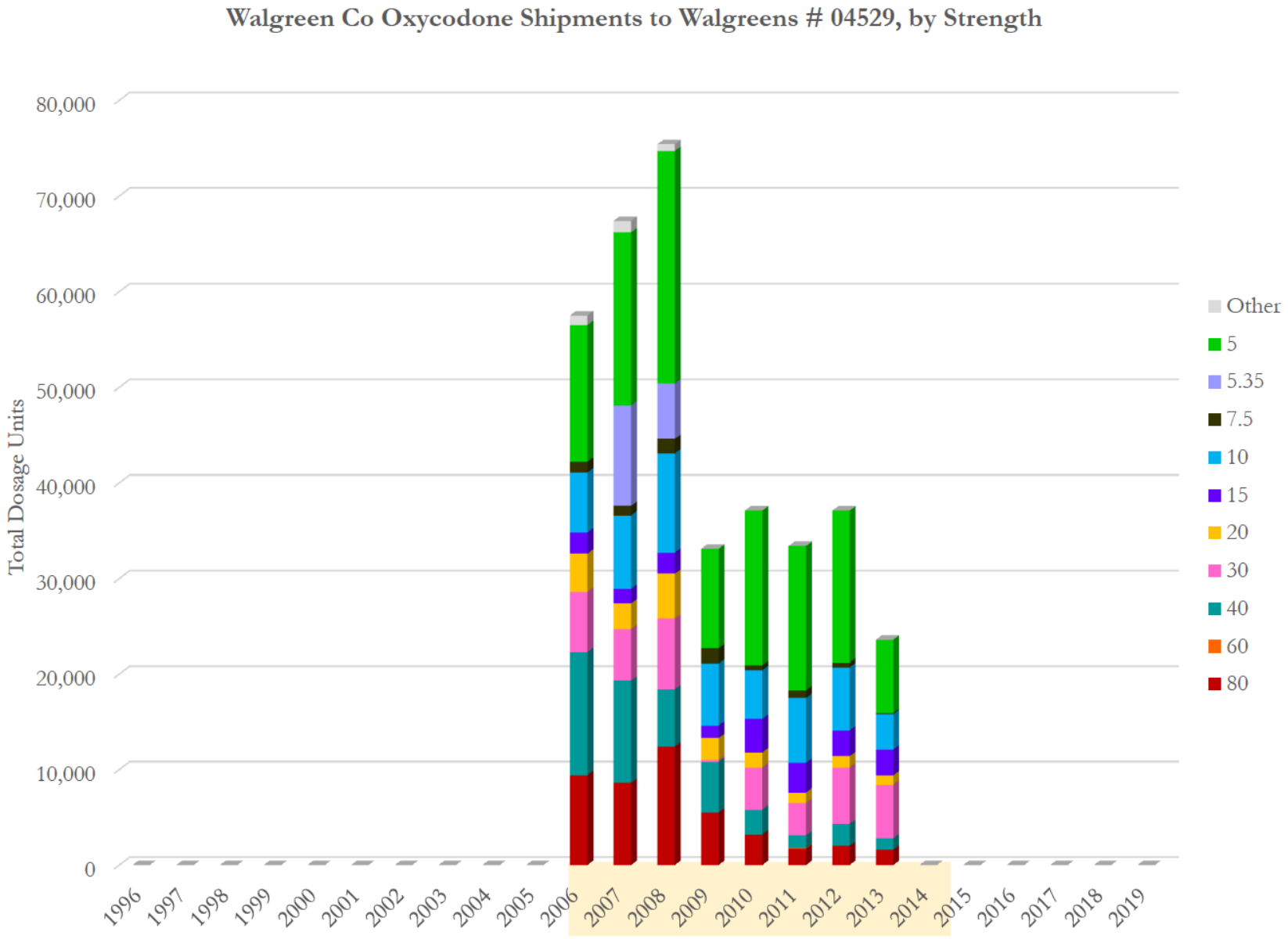

Data source: ARCOS (2006-2014) and Defendant Distribution Data (Walgreens 1/2006 - 3/2014)

Walgreens # 04529 (8/2002 to 12/2017)
DEA: BW6547307
2145 Market Street
San Francisco, CA 94114

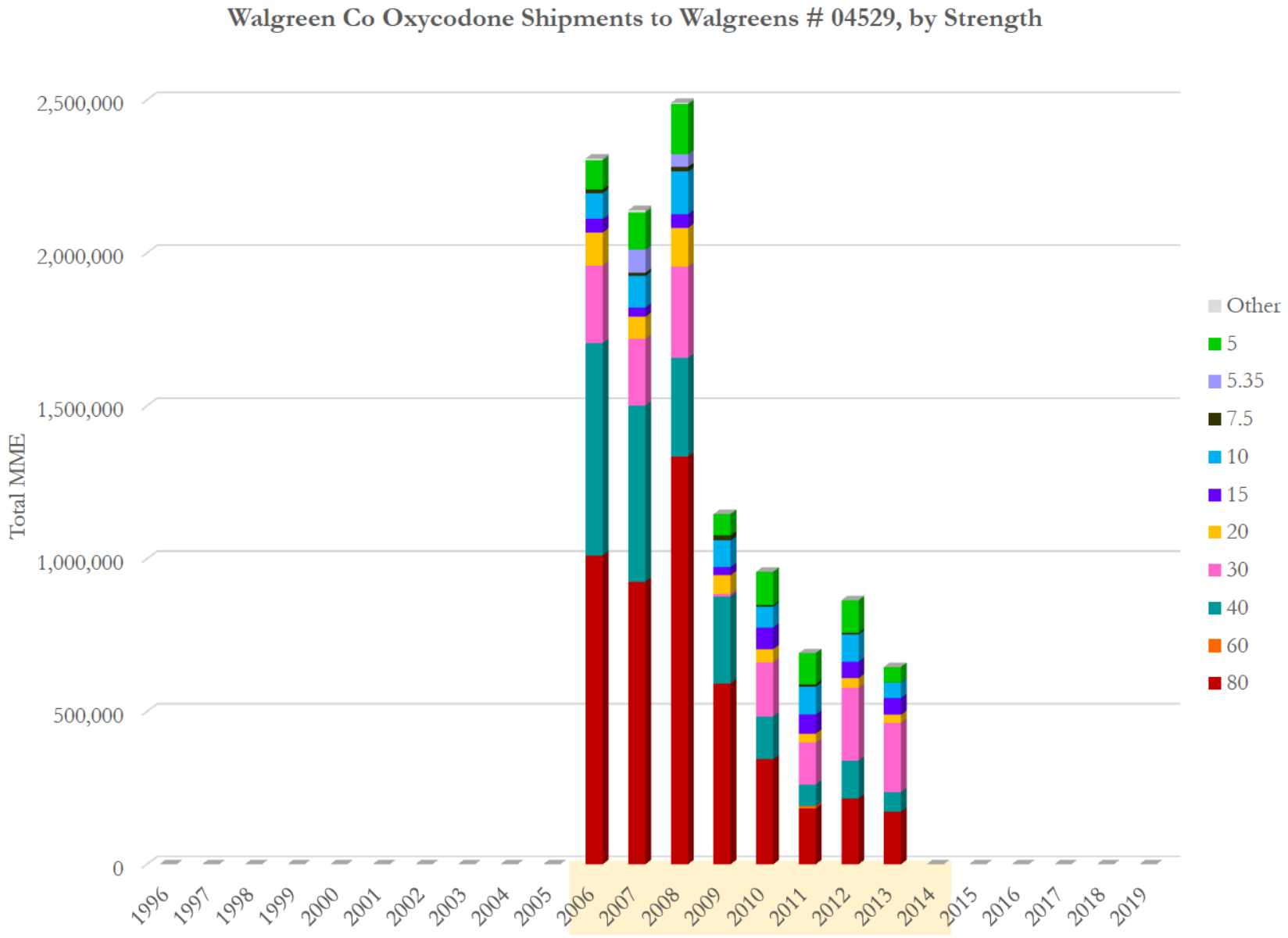

Data source: ARCOS (2006-2014) and Defendant Distribution Data (Walgreens 1/2006 - 3/2014)

Walgreens # 04529 (8/2002 to 12/2017)
DEA: BW6547307
2145 Market Street
San Francisco, CA 94114

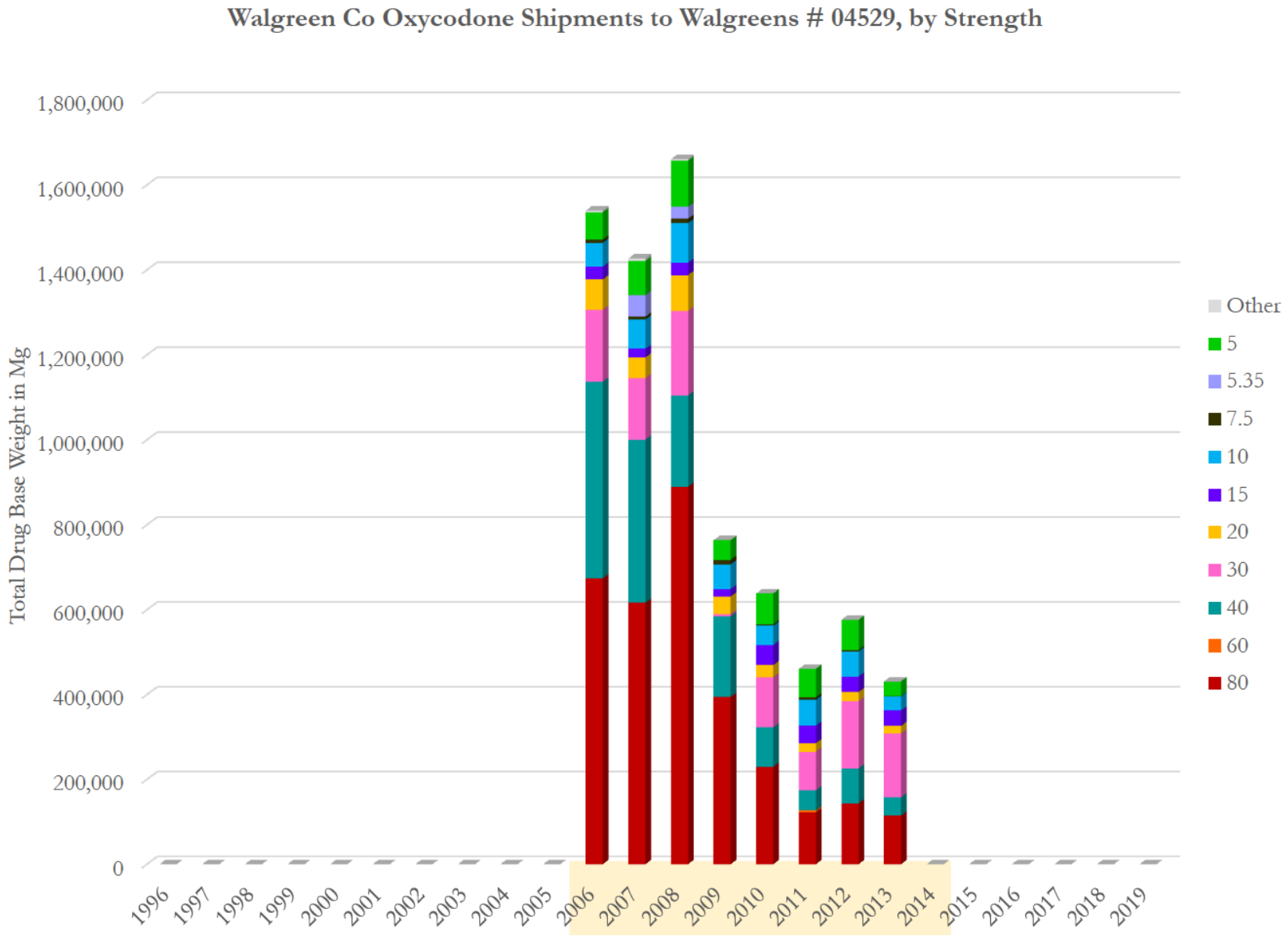

Data source: ARCOS (2006-2014) and Defendant Distribution Data (Walgreens 1/2006 - 3/2014)

Walgreens # 04529 (8/2002 to 12/2017)
DEA: BW6547307
2145 Market Street
San Francisco, CA 94114

Walgreen Co Oxycodone Shipments to Walgreens # 04529, by Strength
(Total Dosage Units)

Strength Year\	80	60	40	30	20	15	10	7.5	5.35	5	Other	Total	Avg. Str
1996	0	0	0	0	0	0	0	0	0	0	0	**0**	
1997	0	0	0	0	0	0	0	0	0	0	0	**0**	
1998	0	0	0	0	0	0	0	0	0	0	0	**0**	
1999	0	0	0	0	0	0	0	0	0	0	0	**0**	
2000	0	0	0	0	0	0	0	0	0	0	0	**0**	
2001	0	0	0	0	0	0	0	0	0	0	0	**0**	
2002	0	0	0	0	0	0	0	0	0	0	0	**0**	
2003	0	0	0	0	0	0	0	0	0	0	0	**0**	
2004	0	0	0	0	0	0	0	0	0	0	0	**0**	
2005	0	0	0	0	0	0	0	0	0	0	0	**0**	
2006	9,400	0	12,900	6,300	4,000	2,200	6,300	1,100	0	14,300	1,000	**57,500**	30.31
2007	8,600	0	10,700	5,400	2,700	1,500	7,700	1,000	10,500	18,100	1,200	**67,400**	23.95
2008	12,400	0	6,000	7,400	4,700	2,200	10,400	1,500	5,800	24,300	700	**75,400**	24.75
2009	5,500	0	5,300	200	2,300	1,300	6,500	1,600	0	10,400	0	**33,100**	25.76
2010	3,200	0	2,600	4,400	1,600	3,500	5,100	500	0	16,200	0	**37,100**	19.20
2011	1,700	100	1,300	3,400	1,100	3,100	6,800	800	0	15,100	0	**33,400**	15.39
2012	2,000	0	2,300	5,900	1,200	2,700	6,600	500	0	15,900	0	**37,100**	17.32
2013	1,600	0	1,200	5,600	1,000	2,700	3,700	100	0	7,700	0	**23,600**	20.37
2014	0	0	0	0	0	0	0	0	0	0	0	**0**	
2015	0	0	0	0	0	0	0	0	0	0	0	**0**	
2016	0	0	0	0	0	0	0	0	0	0	0	**0**	
2017	0	0	0	0	0	0	0	0	0	0	0	**0**	
2018	0	0	0	0	0	0	0	0	0	0	0	**0**	
2019	0	0	0	0	0	0	0	0	0	0	0	**0**	
Total	**44,400**	**100**	**42,300**	**38,600**	**18,600**	**19,200**	**53,100**	**7,100**	**16,300**	**122,000**	**2,900**	**364,600**	23.08

Data source: ARCOS (2006-2014) and Defendant Distribution Data (Walgreens 1/2006 - 3/2014)

Walgreens # 04529 (8/2002 to 12/2017)
DEA: BW6547307
2145 Market Street
San Francisco, CA 94114

Walgreen Co Oxycodone Shipments to Walgreens # 04529, by Strength
(Total MME)

Strength Year\	80	60	40	30	20	15	10	7.5	5.35	5	Other	Total	Avg. Str
1996	0	0	0	0	0	0	0	0	0	0	0	**0**	
1997	0	0	0	0	0	0	0	0	0	0	0	**0**	
1998	0	0	0	0	0	0	0	0	0	0	0	**0**	
1999	0	0	0	0	0	0	0	0	0	0	0	**0**	
2000	0	0	0	0	0	0	0	0	0	0	0	**0**	
2001	0	0	0	0	0	0	0	0	0	0	0	**0**	
2002	0	0	0	0	0	0	0	0	0	0	0	**0**	
2003	0	0	0	0	0	0	0	0	0	0	0	**0**	
2004	0	0	0	0	0	0	0	0	0	0	0	**0**	
2005	0	0	0	0	0	0	0	0	0	0	0	**0**	
2006	1,011,252	0	693,891	254,158	107,580	44,377	84,719	11,094	0	96,149	6,051	**2,309,271**	30.31
2007	925,188	0	575,553	217,850	72,617	30,257	103,546	10,086	75,533	121,699	8,057	**2,140,384**	23.95
2008	1,333,992	0	322,740	298,535	126,407	44,377	139,854	15,128	41,723	163,386	5,043	**2,491,184**	24.75
2009	591,690	0	285,087	8,069	61,859	26,223	87,409	16,137	0	69,927	0	**1,146,399**	25.76
2010	344,256	0	139,854	177,507	43,032	70,599	68,582	5,043	0	108,925	0	**957,798**	19.20
2011	182,886	8,069	69,927	137,165	29,585	62,531	91,443	8,069	0	101,529	0	**691,202**	15.39
2012	215,160	0	123,717	238,021	32,274	54,462	88,754	5,043	0	106,908	0	**864,338**	17.32
2013	172,128	0	64,548	225,918	26,895	54,462	49,756	1,009	0	51,773	0	**646,489**	20.37
2014	0	0	0	0	0	0	0	0	0	0	0	**0**	
2015	0	0	0	0	0	0	0	0	0	0	0	**0**	
2016	0	0	0	0	0	0	0	0	0	0	0	**0**	
2017	0	0	0	0	0	0	0	0	0	0	0	**0**	
2018	0	0	0	0	0	0	0	0	0	0	0	**0**	
2019	0	0	0	0	0	0	0	0	0	0	0	**0**	
Total	**4,776,552**	**8,069**	**2,275,317**	**1,557,221**	**500,247**	**387,288**	**714,062**	**71,608**	**117,256**	**820,295**	**19,151**	**11,247,066**	23.08

Data source: ARCOS (2006-2014) and Defendant Distribution Data (Walgreens 1/2006 - 3/2014)

Walgreens # 04529 (8/2002 to 12/2017)
DEA: BW6547307
2145 Market Street
San Francisco, CA 94114

Walgreen Co Oxycodone Shipments to Walgreens # 04529, by Strength
(Total Drug Base Weight in Milligram)

Strength Year\	80	60	40	30	20	15	10	7.5	5.35	5	Other	Total	Avg. Str
1996	0	0	0	0	0	0	0	0	0	0	0	**0**	
1997	0	0	0	0	0	0	0	0	0	0	0	**0**	
1998	0	0	0	0	0	0	0	0	0	0	0	**0**	
1999	0	0	0	0	0	0	0	0	0	0	0	**0**	
2000	0	0	0	0	0	0	0	0	0	0	0	**0**	
2001	0	0	0	0	0	0	0	0	0	0	0	**0**	
2002	0	0	0	0	0	0	0	0	0	0	0	**0**	
2003	0	0	0	0	0	0	0	0	0	0	0	**0**	
2004	0	0	0	0	0	0	0	0	0	0	0	**0**	
2005	0	0	0	0	0	0	0	0	0	0	0	**0**	
2006	674,168	0	462,594	169,439	71,720	29,585	56,480	7,396	0	64,099	4,034	**1,539,514**	30.31
2007	616,792	0	383,702	145,233	48,411	20,171	69,031	6,724	50,355	81,133	5,371	**1,426,923**	23.95
2008	889,328	0	215,160	199,023	84,271	29,585	93,236	10,086	27,815	108,924	3,362	**1,660,790**	24.75
2009	394,460	0	190,058	5,379	41,239	17,482	58,273	10,758	0	46,618	0	**764,266**	25.76
2010	229,504	0	93,236	118,338	28,688	47,066	45,722	3,362	0	72,617	0	**638,532**	19.20
2011	121,924	5,379	46,618	91,443	19,723	41,687	60,962	5,379	0	67,686	0	**460,801**	15.39
2012	143,440	0	82,478	158,681	21,516	36,308	59,169	3,362	0	71,272	0	**576,225**	17.32
2013	114,752	0	43,032	150,612	17,930	36,308	33,171	672	0	34,515	0	**430,992**	20.37
2014	0	0	0	0	0	0	0	0	0	0	0	**0**	
2015	0	0	0	0	0	0	0	0	0	0	0	**0**	
2016	0	0	0	0	0	0	0	0	0	0	0	**0**	
2017	0	0	0	0	0	0	0	0	0	0	0	**0**	
2018	0	0	0	0	0	0	0	0	0	0	0	**0**	
2019	0	0	0	0	0	0	0	0	0	0	0	**0**	
Total	**3,184,368**	**5,379**	**1,516,878**	**1,038,147**	**333,498**	**258,192**	**476,042**	**47,739**	**78,171**	**546,864**	**12,767**	**7,498,044**	23.08

Data source: ARCOS (2006-2014) and Defendant Distribution Data (Walgreens 1/2006 - 3/2014)

Walgreens # 04529 (8/2002 to 12/2017)
DEA: BW6547307
2145 Market Street
San Francisco, CA 94114

Anda, Inc Hydrocodone Shipments to Walgreens # 04529

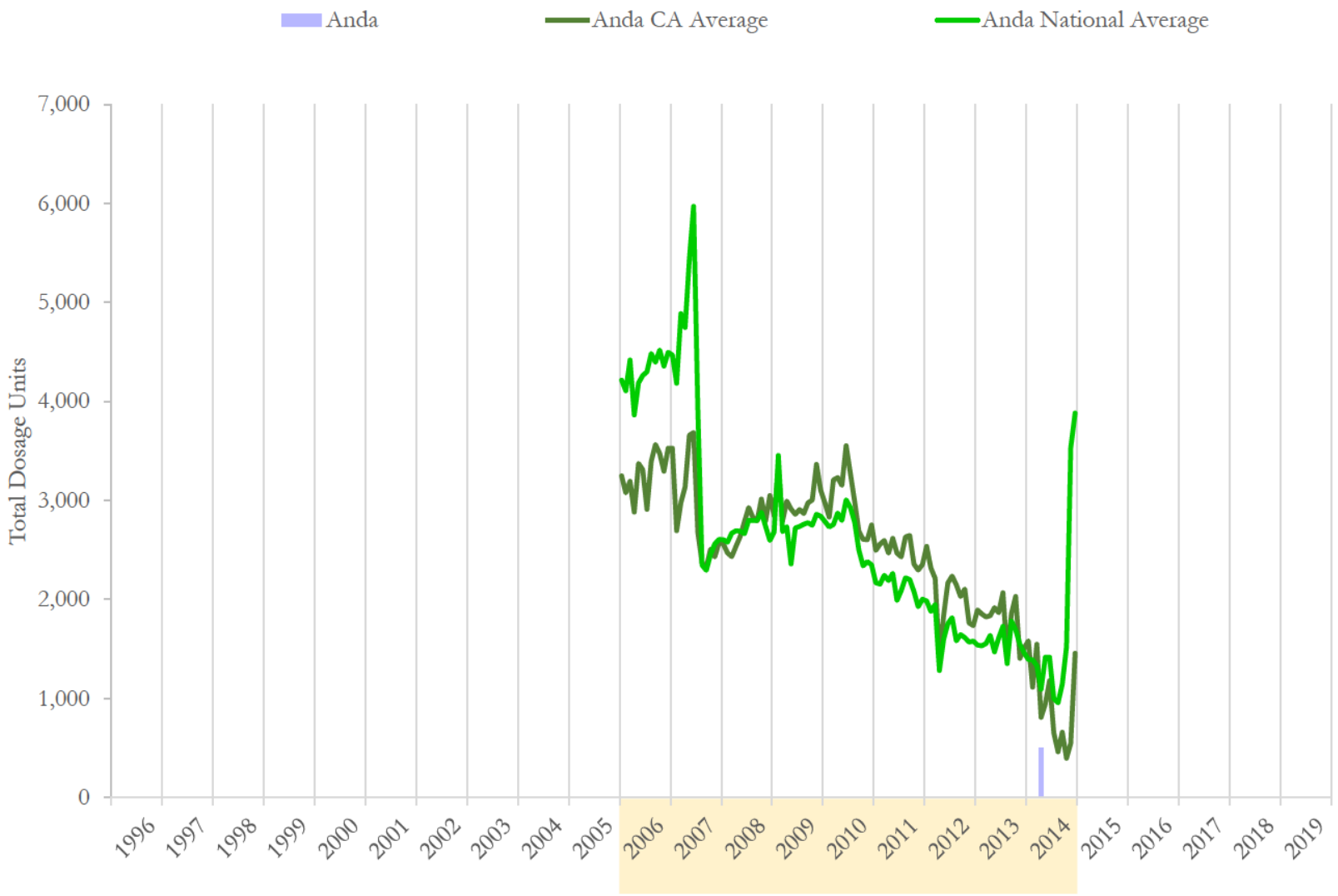

National and state averages reflect hydrocodone shipped from Anda, Inc to all active pharmacies each month.
Data source: ARCOS (2006-2014) and Defendant Distribution Data (Anda 12/1996 - 1/2015)

Walgreens # 04529 (8/2002 to 12/2017)
DEA: BW6547307
2145 Market Street
San Francisco, CA 94114

Anda, Inc Hydrocodone Shipments to Walgreens # 04529

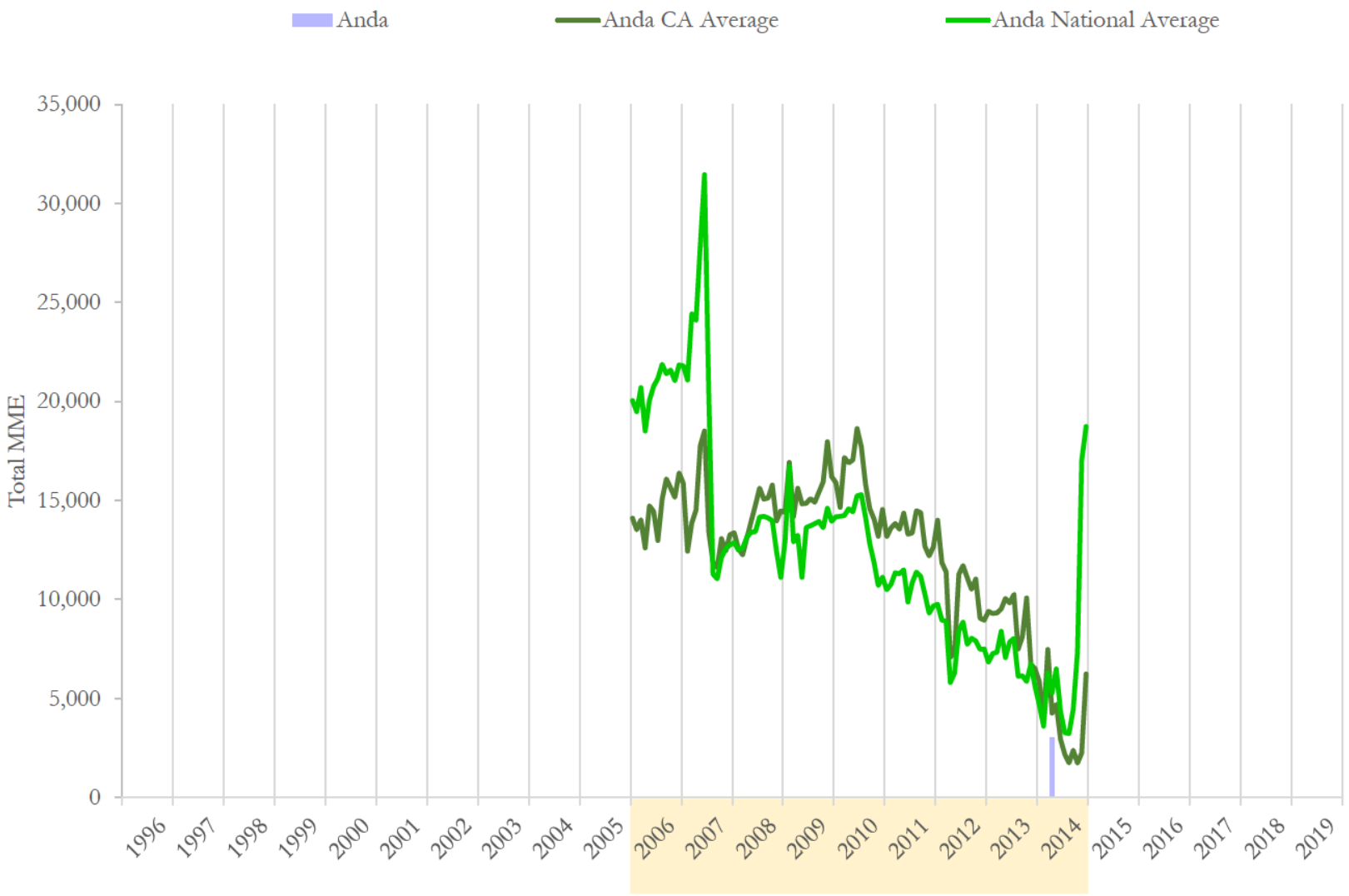

National and state averages reflect hydrocodone shipped from Anda, Inc to all active pharmacies each month.
Data source: ARCOS (2006-2014) and Defendant Distribution Data (Anda 12/1996 - 1/2015)

Walgreens # 04529 (8/2002 to 12/2017)
DEA: BW6547307
2145 Market Street
San Francisco, CA 94114

Anda, Inc Hydrocodone Shipments to Walgreens # 04529

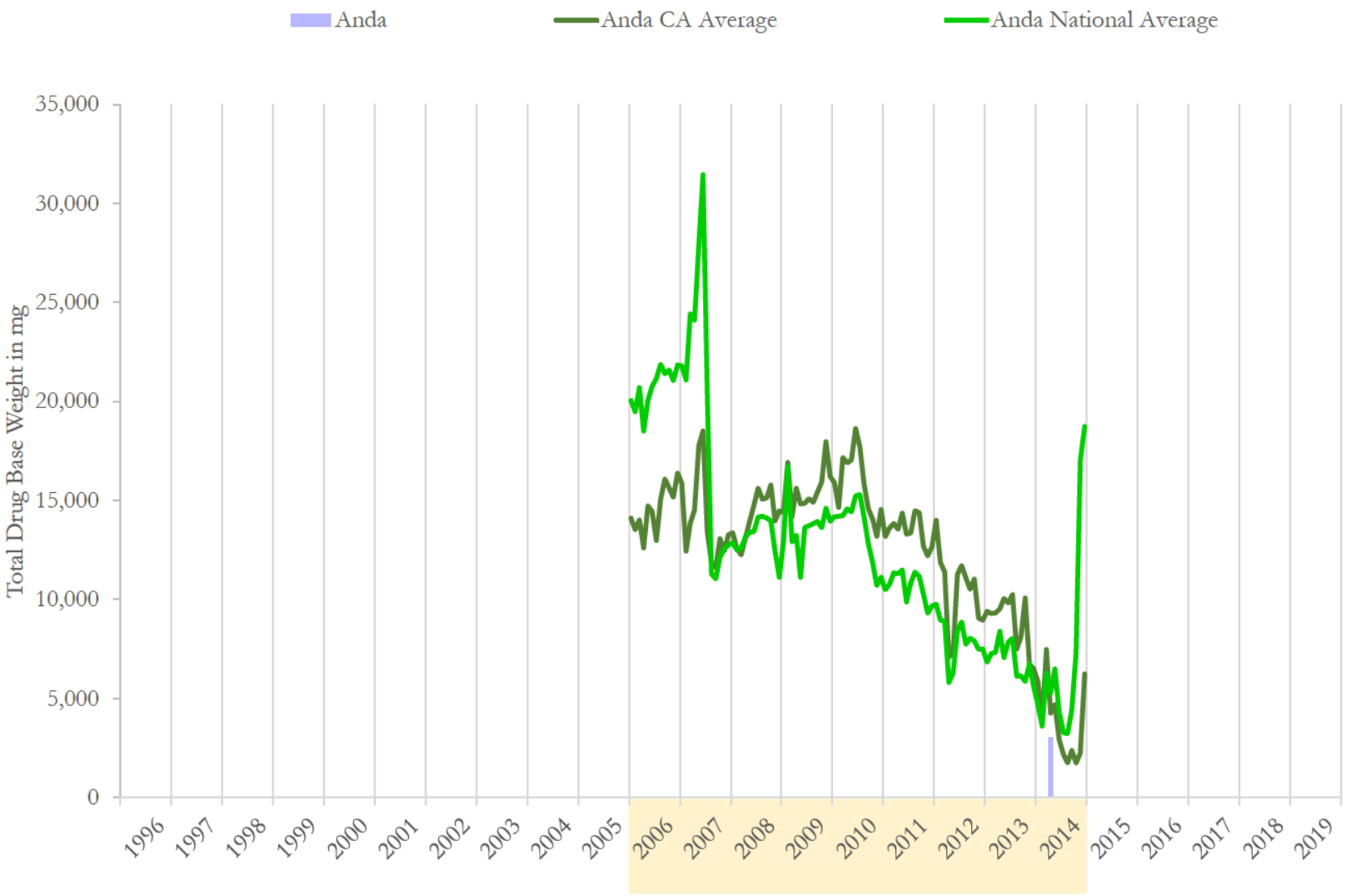

National and state averages reflect hydrocodone shipped from Anda, Inc to all active pharmacies each month.
Data source: ARCOS (2006-2014) and Defendant Distribution Data (Anda 12/1996 - 1/2015)

Walgreens # 04529 (8/2002 to 12/2017)
DEA: BW6547307
2145 Market Street
San Francisco, CA 94114

Anda, Inc Hydrocodone Shipments to Walgreens # 04529

	Dosage Units		MME		Drug Base Weight in mg	
Date	Anda	% Change	Anda	% Change	Anda	% Change
01/2014	0	n/a	0	n/a	0	n/a
02/2014	0	n/a	0	n/a	0	n/a
03/2014	0	n/a	0	n/a	0	n/a
04/2014	500	n/a	3,027	n/a	3,027	n/a
05/2014	0	-100.0%	0	-100.0%	0	-100.0%
06/2014	0	n/a	0	n/a	0	n/a
07/2014	0	n/a	0	n/a	0	n/a
08/2014	0	n/a	0	n/a	0	n/a
09/2014	0	n/a	0	n/a	0	n/a
10/2014	0	n/a	0	n/a	0	n/a
11/2014	0	n/a	0	n/a	0	n/a
12/2014	0	n/a	0	n/a	0	n/a
01/2015	0	n/a	0	n/a	0	n/a
02/2015	0	n/a	0	n/a	0	n/a
03/2015	0	n/a	0	n/a	0	n/a
04/2015	0	n/a	0	n/a	0	n/a
05/2015	0	n/a	0	n/a	0	n/a
06/2015	0	n/a	0	n/a	0	n/a
07/2015	0	n/a	0	n/a	0	n/a
08/2015	0	n/a	0	n/a	0	n/a
09/2015	0	n/a	0	n/a	0	n/a
10/2015	0	n/a	0	n/a	0	n/a
11/2015	0	n/a	0	n/a	0	n/a
12/2015	0	n/a	0	n/a	0	n/a

Data source: ARCOS (2006-2014) and Defendant Distribution Data (Anda 12/1996 - 1/2015)

Walgreens # 04529 (8/2002 to 12/2017)
DEA: BW6547307
2145 Market Street
San Francisco, CA 94114

Anda, Inc Hydrocodone Shipments to Walgreens # 04529

	Dosage Units		MME		Drug Base Weight in mg	
Date	**Anda**	**% Change**	**Anda**	**% Change**	**Anda**	**% Change**
1996	0		0		0	
1997	0	n/a	0	n/a	0	n/a
1998	0	n/a	0	n/a	0	n/a
1999	0	n/a	0	n/a	0	n/a
2000	0	n/a	0	n/a	0	n/a
2001	0	n/a	0	n/a	0	n/a
2002	0	n/a	0	n/a	0	n/a
2003	0	n/a	0	n/a	0	n/a
2004	0	n/a	0	n/a	0	n/a
2005	0	n/a	0	n/a	0	n/a
2006	0	n/a	0	n/a	0	n/a
2007	0	n/a	0	n/a	0	n/a
2008	0	n/a	0	n/a	0	n/a
2009	0	n/a	0	n/a	0	n/a
2010	0	n/a	0	n/a	0	n/a
2011	0	n/a	0	n/a	0	n/a
2012	0	n/a	0	n/a	0	n/a
2013	0	n/a	0	n/a	0	n/a
2014	500	n/a	3,027	n/a	3,027	n/a
2015	0	-100.0%	0	-100.0%	0	-100.0%
2016	0	n/a	0	n/a	0	n/a
2017	0	n/a	0	n/a	0	n/a
2018	0	n/a	0	n/a	0	n/a
2019	0	n/a	0	n/a	0	n/a
Total	**500**		**3,027**		**3,027**	

Data source: ARCOS (2006-2014) and Defendant Distribution Data (Anda 12/1996 - 1/2015)

Walgreens # 04529 (8/2002 to 12/2017)
DEA: BW6547307
2145 Market Street
San Francisco, CA 94114

Anda, Inc Hydrocodone Shipments to Walgreens # 04529, by Strength

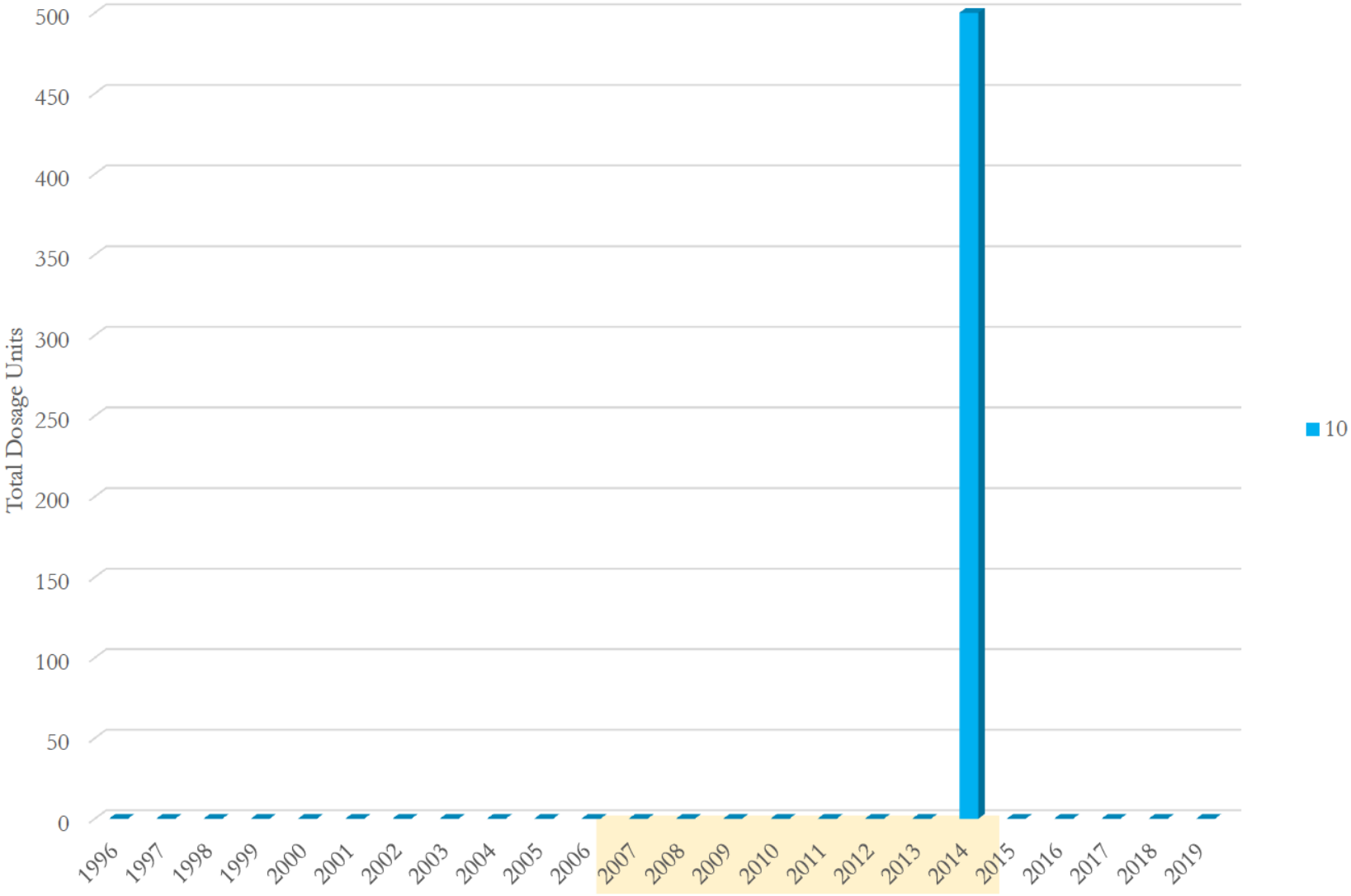

Data source: ARCOS (2006-2014) and Defendant Distribution Data (Anda 12/1996 - 1/2015)

Walgreens # 04529 (8/2002 to 12/2017)
DEA: BW6547307
2145 Market Street
San Francisco, CA 94114

Anda, Inc Hydrocodone Shipments to Walgreens # 04529, by Strength

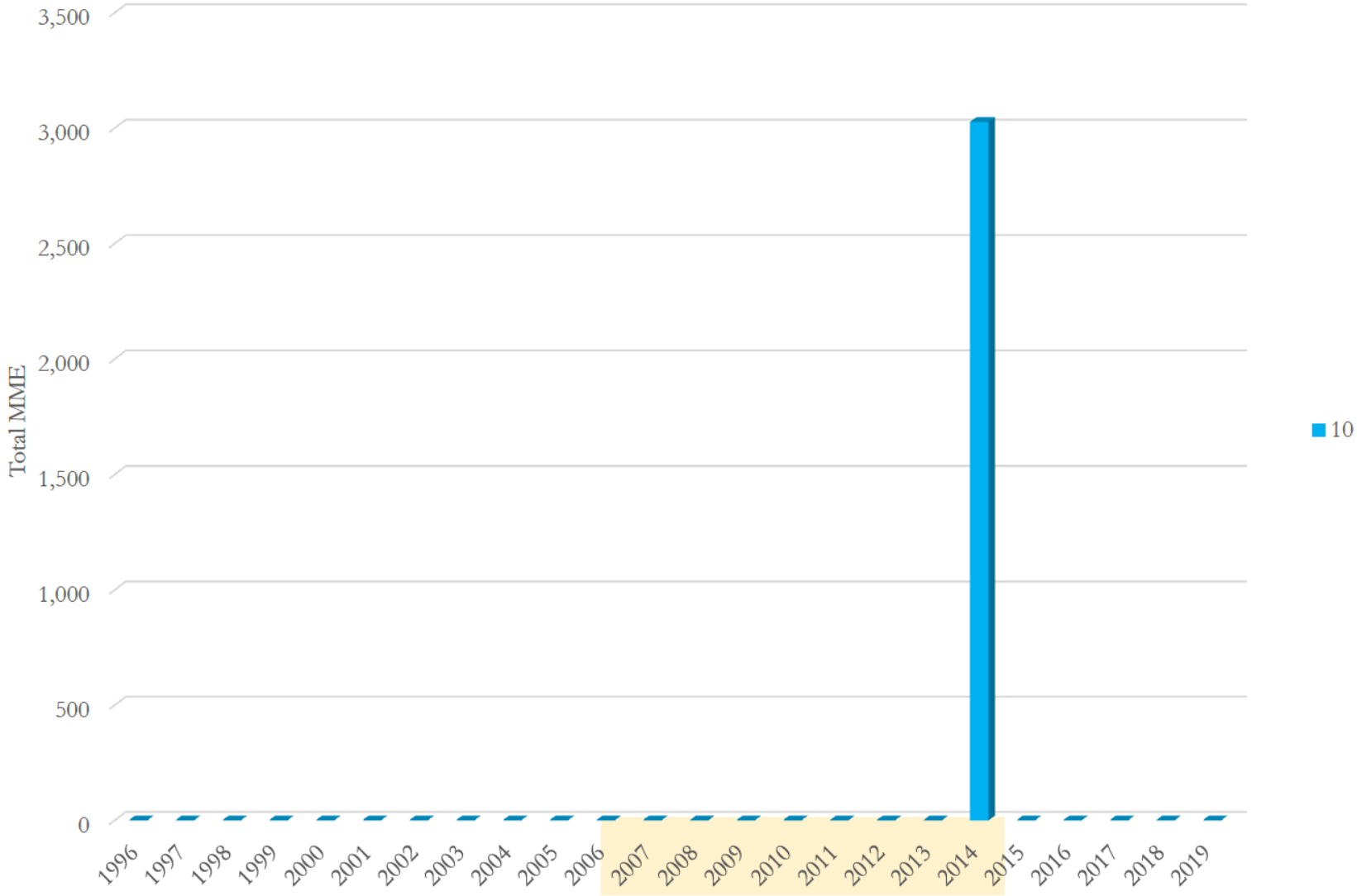

Data source: ARCOS (2006-2014) and Defendant Distribution Data (Anda 12/1996 - 1/2015)

Walgreens # 04529 (8/2002 to 12/2017)
DEA: BW6547307
2145 Market Street
San Francisco, CA 94114

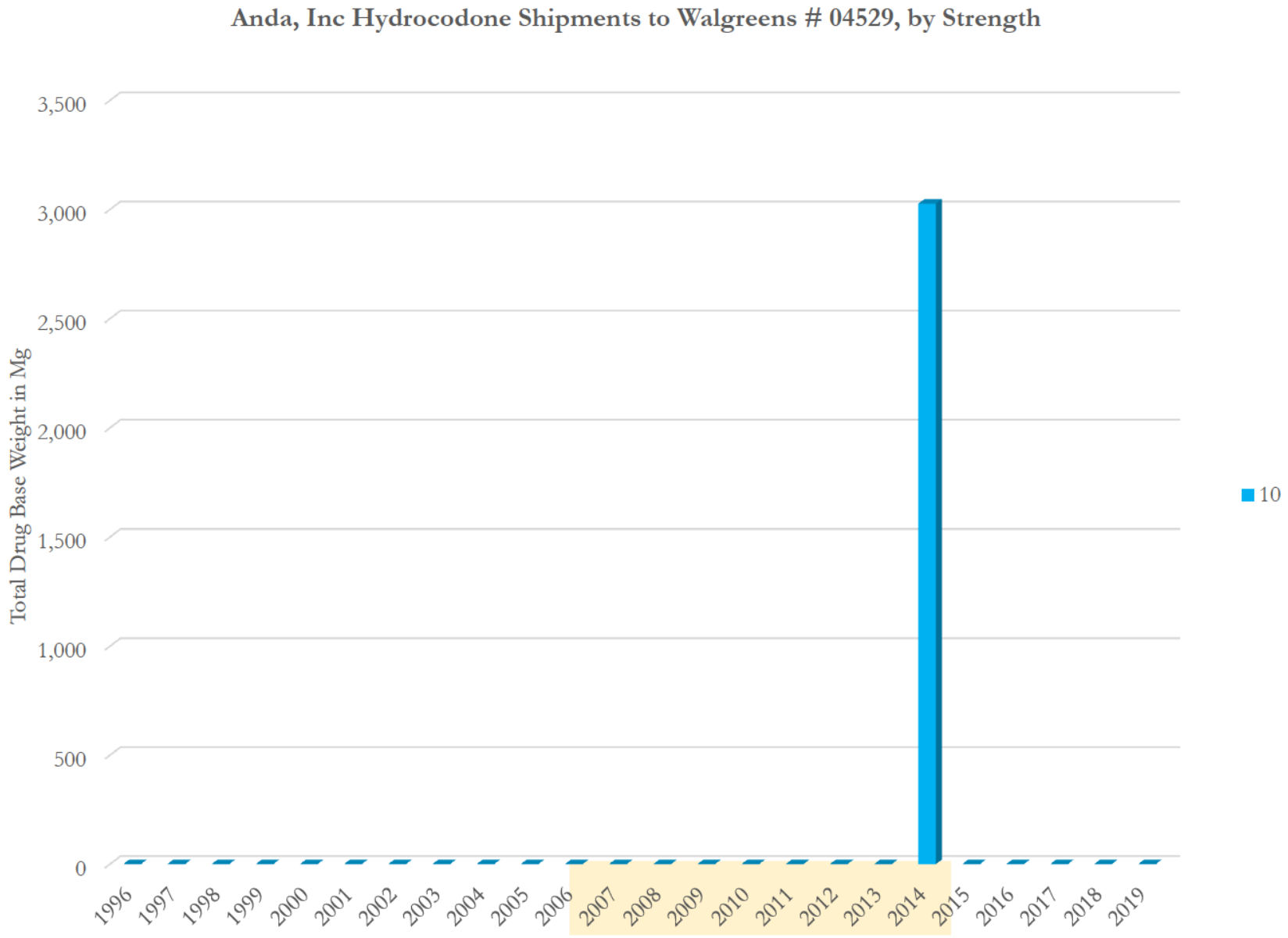

Data source: ARCOS (2006-2014) and Defendant Distribution Data (Anda 12/1996 - 1/2015)

Walgreens # 04529 (8/2002 to 12/2017)
DEA: BW6547307
2145 Market Street
San Francisco, CA 94114

Anda, Inc Hydrocodone Shipments to Walgreens # 04529, by Strength
(Total Dosage Units)

Strength Year\	10	Total	Avg. Str
1996	0	**0**	
1997	0	**0**	
1998	0	**0**	
1999	0	**0**	
2000	0	**0**	
2001	0	**0**	
2002	0	**0**	
2003	0	**0**	
2004	0	**0**	
2005	0	**0**	
2006	0	**0**	
2007	0	**0**	
2008	0	**0**	
2009	0	**0**	
2010	0	**0**	
2011	0	**0**	
2012	0	**0**	
2013	0	**0**	
2014	500	**500**	10.00
2015	0	**0**	
2016	0	**0**	
2017	0	**0**	
2018	0	**0**	
2019	0	**0**	
Total	**500**	**500**	10.00

Data source: ARCOS (2006-2014) and Defendant Distribution Data (Anda 12/1996 - 1/2015)

Anda, Inc Hydrocodone Shipments to Walgreens # 04529, by Strength
(Total MME)

Strength Year\	10	Total	Avg. Str
1996	0	**0**	
1997	0	**0**	
1998	0	**0**	
1999	0	**0**	
2000	0	**0**	
2001	0	**0**	
2002	0	**0**	
2003	0	**0**	
2004	0	**0**	
2005	0	**0**	
2006	0	**0**	
2007	0	**0**	
2008	0	**0**	
2009	0	**0**	
2010	0	**0**	
2011	0	**0**	
2012	0	**0**	
2013	0	**0**	
2014	3,027	**3,027**	10.00
2015	0	**0**	
2016	0	**0**	
2017	0	**0**	
2018	0	**0**	
2019	0	**0**	
Total	**3,027**	**3,027**	10.00

Data source: ARCOS (2006-2014) and Defendant Distribution Data (Anda 12/1996 - 1/2015)

Walgreens # 04529 (8/2002 to 12/2017)
DEA: BW6547307
2145 Market Street
San Francisco, CA 94114

Anda, Inc Hydrocodone Shipments to Walgreens # 04529, by Strength
(Total Drug Base Weight in Milligram)

Strength Year\	10	Total	Avg. Str
1996	0	**0**	
1997	0	**0**	
1998	0	**0**	
1999	0	**0**	
2000	0	**0**	
2001	0	**0**	
2002	0	**0**	
2003	0	**0**	
2004	0	**0**	
2005	0	**0**	
2006	0	**0**	
2007	0	**0**	
2008	0	**0**	
2009	0	**0**	
2010	0	**0**	
2011	0	**0**	
2012	0	**0**	
2013	0	**0**	
2014	3,027	**3,027**	10.00
2015	0	**0**	
2016	0	**0**	
2017	0	**0**	
2018	0	**0**	
2019	0	**0**	
Total	**3,027**	**3,027**	10.00

Data source: ARCOS (2006-2014) and Defendant Distribution Data (Anda 12/1996 - 1/2015)

Walgreens # 04529 (8/2002 to 12/2017)
DEA: BW6547307
2145 Market Street
San Francisco, CA 94114

Walgreen Co Hydrocodone Shipments to Walgreens # 04529

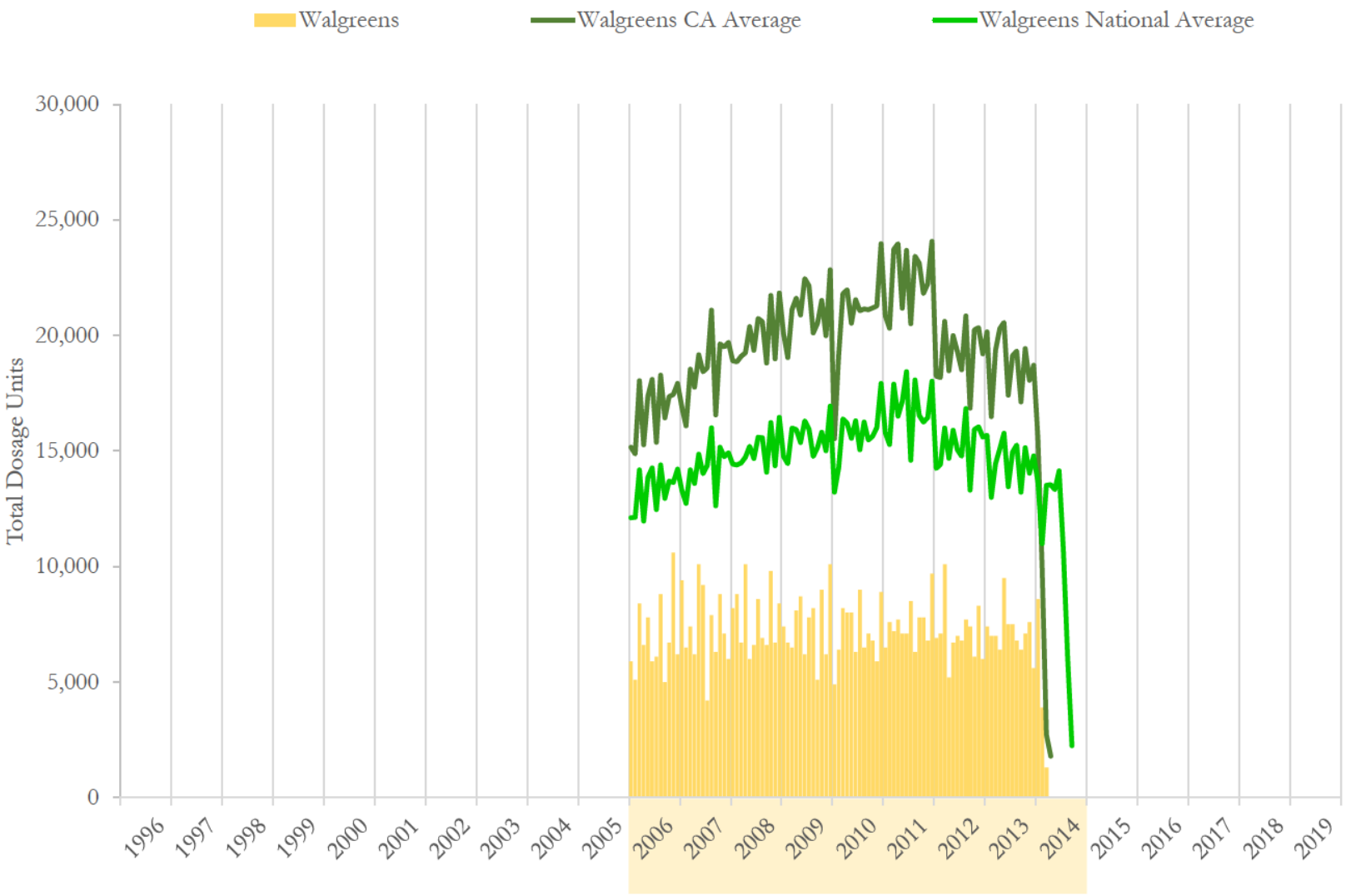

National and state averages reflect hydrocodone shipped from Walgreen Co to all active pharmacies each month.
Data source: ARCOS (2006-2014) and Defendant Distribution Data (Walgreens 1/2006 - 3/2014)

Walgreens # 04529 (8/2002 to 12/2017)
DEA: BW6547307
2145 Market Street
San Francisco, CA 94114

Walgreen Co Hydrocodone Shipments to Walgreens # 04529

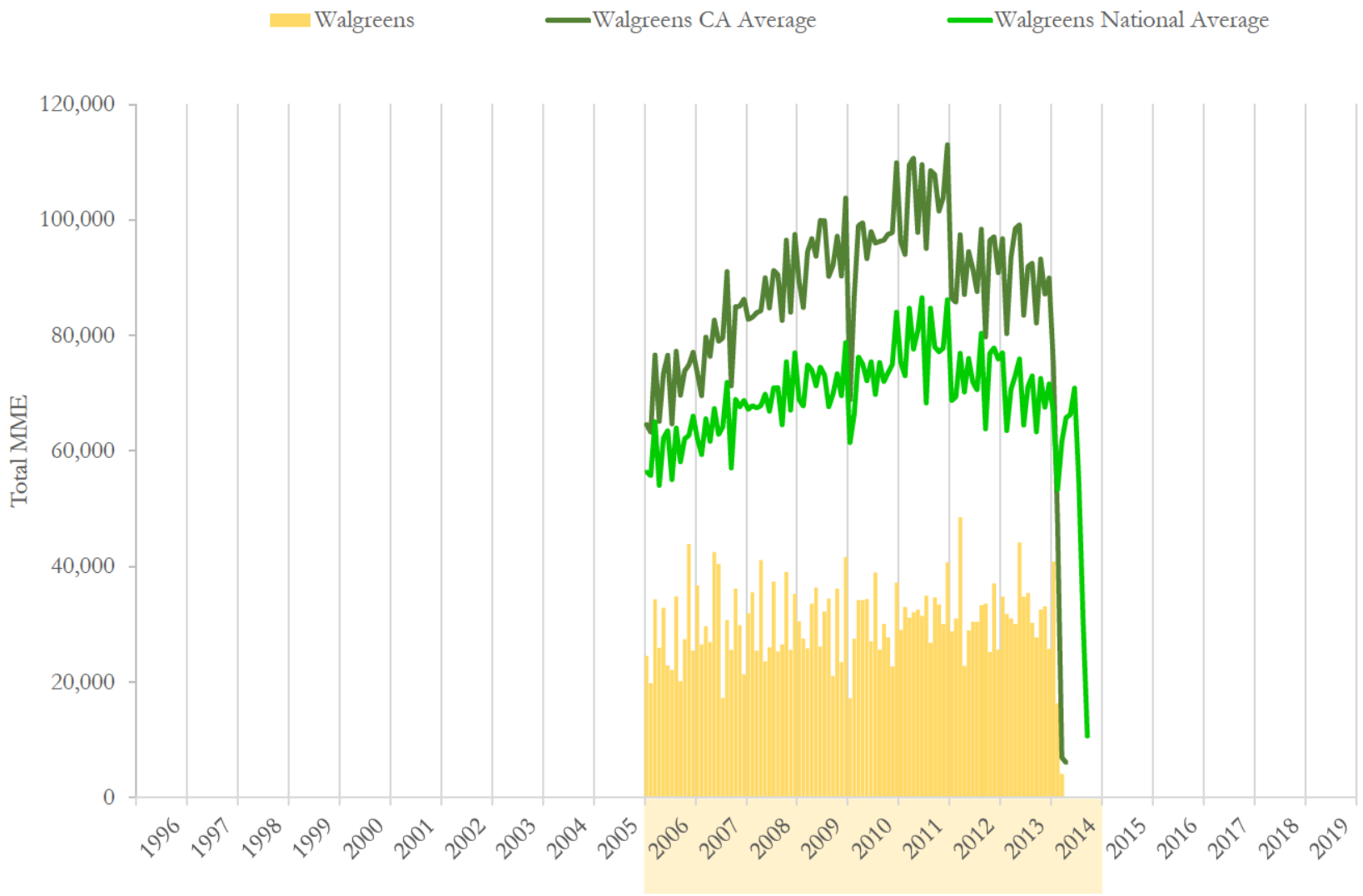

National and state averages reflect hydrocodone shipped from Walgreen Co to all active pharmacies each month.
Data source: ARCOS (2006-2014) and Defendant Distribution Data (Walgreens 1/2006 - 3/2014)

Walgreens # 04529 (8/2002 to 12/2017)
DEA: BW6547307
2145 Market Street
San Francisco, CA 94114

Walgreen Co Hydrocodone Shipments to Walgreens # 04529

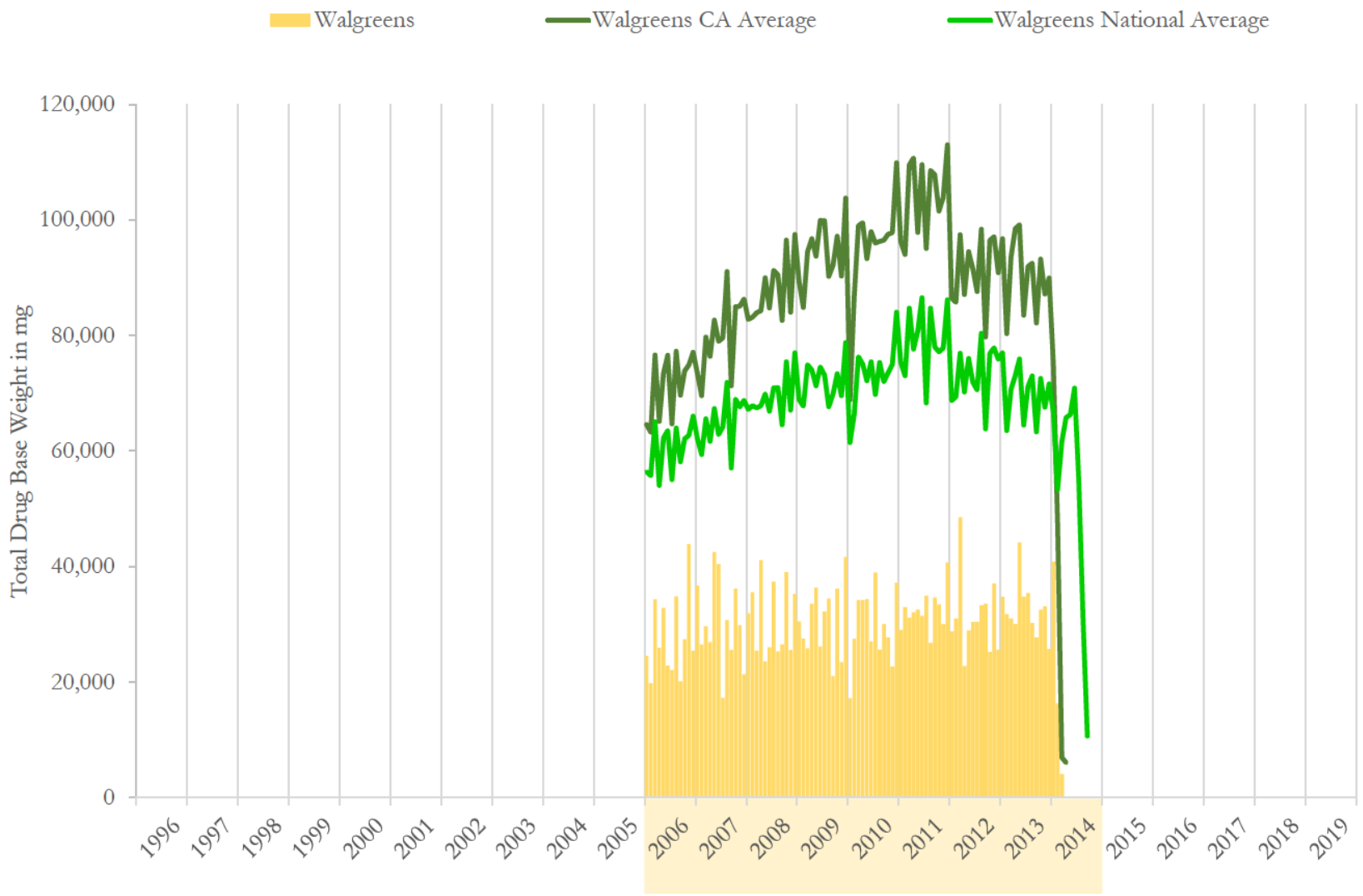

National and state averages reflect hydrocodone shipped from Walgreen Co to all active pharmacies each month.
Data source: ARCOS (2006-2014) and Defendant Distribution Data (Walgreens 1/2006 - 3/2014)

Walgreens # 04529 (8/2002 to 12/2017)
DEA: BW6547307
2145 Market Street
San Francisco, CA 94114

Walgreen Co Hydrocodone Shipments to Walgreens # 04529

	Dosage Units		MME		Drug Base Weight in mg	
Date	Walgreens	% Change	Walgreens	% Change	Walgreens	% Change
01/2006	5,900	n/a	24,502	n/a	24,502	n/a
02/2006	5,100	-13.6%	19,794	-19.2%	19,794	-19.2%
03/2006	8,400	64.7%	34,324	73.4%	34,324	73.4%
04/2006	6,600	-21.4%	25,951	-24.4%	25,951	-24.4%
05/2006	7,800	18.2%	32,843	26.6%	32,843	26.6%
06/2006	5,900	-24.4%	22,854	-30.4%	22,854	-30.4%
07/2006	6,100	3.4%	22,097	-3.3%	22,097	-3.3%
08/2006	8,800	44.3%	34,811	57.5%	34,811	57.5%
09/2006	5,000	-43.2%	20,130	-42.2%	20,130	-42.2%
10/2006	6,700	34.0%	27,394	36.1%	27,394	36.1%
11/2006	10,600	58.2%	43,883	60.2%	43,883	60.2%
12/2006	6,200	-41.5%	25,411	-42.1%	25,411	-42.1%
01/2007	9,400	51.6%	36,729	44.5%	36,729	44.5%
02/2007	6,500	-30.9%	26,486	-27.9%	26,486	-27.9%
03/2007	7,400	13.8%	29,632	11.9%	29,632	11.9%
04/2007	6,200	-16.2%	26,908	-9.2%	26,908	-9.2%
05/2007	10,100	62.9%	42,489	57.9%	42,489	57.9%
06/2007	9,200	-8.9%	40,410	-4.9%	40,410	-4.9%
07/2007	4,200	-54.3%	17,254	-57.3%	17,254	-57.3%
08/2007	7,900	88.1%	30,716	78.0%	30,716	78.0%
09/2007	6,300	-20.3%	25,554	-16.8%	25,554	-16.8%
10/2007	8,800	39.7%	36,140	41.4%	36,140	41.4%
11/2007	7,100	-19.3%	29,800	-17.5%	29,800	-17.5%
12/2007	6,000	-15.5%	21,340	-28.4%	21,340	-28.4%

Data source: ARCOS (2006-2014) and Defendant Distribution Data (Walgreens 1/2006 - 3/2014)

Walgreens # 04529 (8/2002 to 12/2017)
DEA: BW6547307
2145 Market Street
San Francisco, CA 94114

Walgreen Co Hydrocodone Shipments to Walgreens # 04529

	Dosage Units		MME		Drug Base Weight in mg	
Date	Walgreens	% Change	Walgreens	% Change	Walgreens	% Change
01/2008	8,200	36.7%	31,902	49.5%	31,902	49.5%
02/2008	8,800	7.3%	35,551	11.4%	35,551	11.4%
03/2008	6,700	-23.9%	25,411	-28.5%	25,411	-28.5%
04/2008	10,100	50.7%	41,118	61.8%	41,118	61.8%
05/2008	6,000	-40.6%	23,594	-42.6%	23,594	-42.6%
06/2008	6,600	10.0%	26,032	10.3%	26,032	10.3%
07/2008	8,600	30.3%	37,383	43.6%	37,383	43.6%
08/2008	6,900	-19.8%	25,275	-32.4%	25,275	-32.4%
09/2008	6,600	-4.3%	26,486	4.8%	26,486	4.8%
10/2008	9,800	48.5%	39,032	47.4%	39,032	47.4%
11/2008	6,700	-31.6%	25,562	-34.5%	25,562	-34.5%
12/2008	8,400	25.4%	35,248	37.9%	35,248	37.9%
01/2009	7,400	-11.9%	30,500	-13.5%	30,500	-13.5%
02/2009	6,700	-9.5%	27,546	-9.7%	27,546	-9.7%
03/2009	6,500	-3.0%	25,848	-6.2%	25,848	-6.2%
04/2009	8,100	24.6%	33,567	29.9%	33,567	29.9%
05/2009	8,700	7.4%	36,316	8.2%	36,316	8.2%
06/2009	6,200	-28.7%	26,167	-27.9%	26,167	-27.9%
07/2009	7,800	25.8%	32,213	23.1%	32,213	23.1%
08/2009	8,200	5.1%	34,492	7.1%	34,492	7.1%
09/2009	5,100	-37.8%	21,005	-39.1%	21,005	-39.1%
10/2009	9,000	76.5%	36,156	72.1%	36,156	72.1%
11/2009	6,200	-31.1%	23,427	-35.2%	23,427	-35.2%
12/2009	10,100	62.9%	41,621	77.7%	41,621	77.7%

Data source: ARCOS (2006-2014) and Defendant Distribution Data (Walgreens 1/2006 - 3/2014)

Walgreens # 04529 (8/2002 to 12/2017)
DEA: BW6547307
2145 Market Street
San Francisco, CA 94114

Walgreen Co Hydrocodone Shipments to Walgreens # 04529

	Dosage Units		MME		Drug Base Weight in mg	
Date	Walgreens	% Change	Walgreens	% Change	Walgreens	% Change
01/2010	4,900	-51.5%	17,221	-58.6%	17,221	-58.6%
02/2010	6,400	30.6%	27,481	59.6%	27,481	59.6%
03/2010	8,200	28.1%	34,173	24.4%	34,173	24.4%
04/2010	8,000	-2.4%	34,165	0.0%	34,165	0.0%
05/2010	8,000	0.0%	34,340	0.5%	34,340	0.5%
06/2010	6,300	-21.3%	27,075	-21.2%	27,075	-21.2%
07/2010	9,000	42.9%	38,983	44.0%	38,983	44.0%
08/2010	6,500	-27.8%	25,578	-34.4%	25,578	-34.4%
09/2010	7,100	9.2%	30,070	17.6%	30,070	17.6%
10/2010	6,800	-4.2%	27,697	-7.9%	27,697	-7.9%
11/2010	5,900	-13.2%	22,703	-18.0%	22,703	-18.0%
12/2010	8,900	50.8%	37,200	63.9%	37,200	63.9%
01/2011	6,500	-27.0%	29,051	-21.9%	29,051	-21.9%
02/2011	7,600	16.9%	32,945	13.4%	32,945	13.4%
03/2011	7,200	-5.3%	31,154	-5.4%	31,154	-5.4%
04/2011	7,700	6.9%	32,070	2.9%	32,070	2.9%
05/2011	7,100	-7.8%	32,524	1.4%	32,524	1.4%
06/2011	7,100	0.0%	31,448	-3.3%	31,448	-3.3%
07/2011	8,500	19.7%	34,962	11.2%	34,962	11.2%
08/2011	6,300	-25.9%	26,773	-23.4%	26,773	-23.4%
09/2011	7,800	23.8%	34,659	29.5%	34,659	29.5%
10/2011	7,800	0.0%	33,424	-3.6%	33,424	-3.6%
11/2011	6,800	-12.8%	30,086	-10.0%	30,086	-10.0%
12/2011	9,700	42.6%	40,705	35.3%	40,705	35.3%

Data source: ARCOS (2006-2014) and Defendant Distribution Data (Walgreens 1/2006 - 3/2014)

Walgreens # 04529 (8/2002 to 12/2017)
DEA: BW6547307
2145 Market Street
San Francisco, CA 94114

Walgreen Co Hydrocodone Shipments to Walgreens # 04529

	Dosage Units		MME		Drug Base Weight in mg	
Date	Walgreens	% Change	Walgreens	% Change	Walgreens	% Change
01/2012	6,900	-28.9%	28,740	-29.4%	28,740	-29.4%
02/2012	7,100	2.9%	31,002	7.9%	31,002	7.9%
03/2012	10,100	42.3%	48,543	56.6%	48,543	56.6%
04/2012	5,200	-48.5%	22,805	-53.0%	22,805	-53.0%
05/2012	6,700	28.8%	28,908	26.8%	28,908	26.8%
06/2012	7,000	4.5%	30,405	5.2%	30,405	5.2%
07/2012	6,800	-2.9%	30,421	0.1%	30,421	0.1%
08/2012	7,700	13.2%	33,297	9.5%	33,297	9.5%
09/2012	7,400	-3.9%	33,575	0.8%	33,575	0.8%
10/2012	6,100	-17.6%	25,210	-24.9%	25,210	-24.9%
11/2012	8,300	36.1%	37,065	47.0%	37,065	47.0%
12/2012	6,000	-27.7%	25,570	-31.0%	25,570	-31.0%
01/2013	7,400	23.3%	34,794	36.1%	34,794	36.1%
02/2013	7,000	-5.4%	31,751	-8.7%	31,751	-8.7%
03/2013	7,000	0.0%	31,002	-2.4%	31,002	-2.4%
04/2013	6,400	-8.6%	30,094	-2.9%	30,094	-2.9%
05/2013	9,500	48.4%	44,178	46.8%	44,178	46.8%
06/2013	7,500	-21.1%	34,786	-21.3%	34,786	-21.3%
07/2013	7,500	0.0%	35,392	1.7%	35,392	1.7%
08/2013	6,800	-9.3%	30,270	-14.5%	30,270	-14.5%
09/2013	6,400	-5.9%	27,697	-8.5%	27,697	-8.5%
10/2013	7,100	10.9%	32,540	17.5%	32,540	17.5%
11/2013	7,600	7.0%	33,113	1.8%	33,113	1.8%
12/2013	5,600	-26.3%	25,705	-22.4%	25,705	-22.4%

Data source: ARCOS (2006-2014) and Defendant Distribution Data (Walgreens 1/2006 - 3/2014)

Walgreens # 04529 (8/2002 to 12/2017)
DEA: BW6547307
2145 Market Street
San Francisco, CA 94114

Walgreen Co Hydrocodone Shipments to Walgreens # 04529

	Dosage Units		MME		Drug Base Weight in mg	
Date	Walgreens	% Change	Walgreens	% Change	Walgreens	% Change
01/2014	8,600	53.6%	40,832	58.8%	40,832	58.8%
02/2014	3,900	-54.7%	16,330	-60.0%	16,330	-60.0%
03/2014	1,300	-66.7%	4,086	-75.0%	4,086	-75.0%
04/2014	0	-100.0%	0	-100.0%	0	-100.0%
05/2014	0	n/a	0	n/a	0	n/a
06/2014	0	n/a	0	n/a	0	n/a
07/2014	0	n/a	0	n/a	0	n/a
08/2014	0	n/a	0	n/a	0	n/a
09/2014	0	n/a	0	n/a	0	n/a
10/2014	0	n/a	0	n/a	0	n/a
11/2014	0	n/a	0	n/a	0	n/a
12/2014	0	n/a	0	n/a	0	n/a
01/2015	0	n/a	0	n/a	0	n/a
02/2015	0	n/a	0	n/a	0	n/a
03/2015	0	n/a	0	n/a	0	n/a
04/2015	0	n/a	0	n/a	0	n/a
05/2015	0	n/a	0	n/a	0	n/a
06/2015	0	n/a	0	n/a	0	n/a
07/2015	0	n/a	0	n/a	0	n/a
08/2015	0	n/a	0	n/a	0	n/a
09/2015	0	n/a	0	n/a	0	n/a
10/2015	0	n/a	0	n/a	0	n/a
11/2015	0	n/a	0	n/a	0	n/a
12/2015	0	n/a	0	n/a	0	n/a

Data source: ARCOS (2006-2014) and Defendant Distribution Data (Walgreens 1/2006 - 3/2014)

Walgreens # 04529 (8/2002 to 12/2017)
DEA: BW6547307
2145 Market Street
San Francisco, CA 94114

Walgreen Co Hydrocodone Shipments to Walgreens # 04529

	Dosage Units		MME		Drug Base Weight in mg	
Date	Walgreens	% Change	Walgreens	% Change	Walgreens	% Change
1996	0		0		0	
1997	0	n/a	0	n/a	0	n/a
1998	0	n/a	0	n/a	0	n/a
1999	0	n/a	0	n/a	0	n/a
2000	0	n/a	0	n/a	0	n/a
2001	0	n/a	0	n/a	0	n/a
2002	0	n/a	0	n/a	0	n/a
2003	0	n/a	0	n/a	0	n/a
2004	0	n/a	0	n/a	0	n/a
2005	0	n/a	0	n/a	0	n/a
2006	83,100	n/a	333,994	n/a	333,994	n/a
2007	89,100	7.2%	363,458	8.8%	363,458	8.8%
2008	93,400	4.8%	372,596	2.5%	372,596	2.5%
2009	90,000	-3.6%	368,858	-1.0%	368,858	-1.0%
2010	86,000	-4.4%	356,686	-3.3%	356,686	-3.3%
2011	90,100	4.8%	389,801	9.3%	389,801	9.3%
2012	85,300	-5.3%	375,542	-3.7%	375,542	-3.7%
2013	85,800	0.6%	391,323	4.2%	391,323	4.2%
2014	13,800	-83.9%	61,248	-84.3%	61,248	-84.3%
2015	0	-100.0%	0	-100.0%	0	-100.0%
2016	0	n/a	0	n/a	0	n/a
2017	0	n/a	0	n/a	0	n/a
2018	0	n/a	0	n/a	0	n/a
2019	0	n/a	0	n/a	0	n/a
Total	**716,600**		**3,013,507**		**3,013,507**	

Data source: ARCOS (2006-2014) and Defendant Distribution Data (Walgreens 1/2006 - 3/2014)

Walgreens # 04529 (8/2002 to 12/2017)
DEA: BW6547307
2145 Market Street
San Francisco, CA 94114

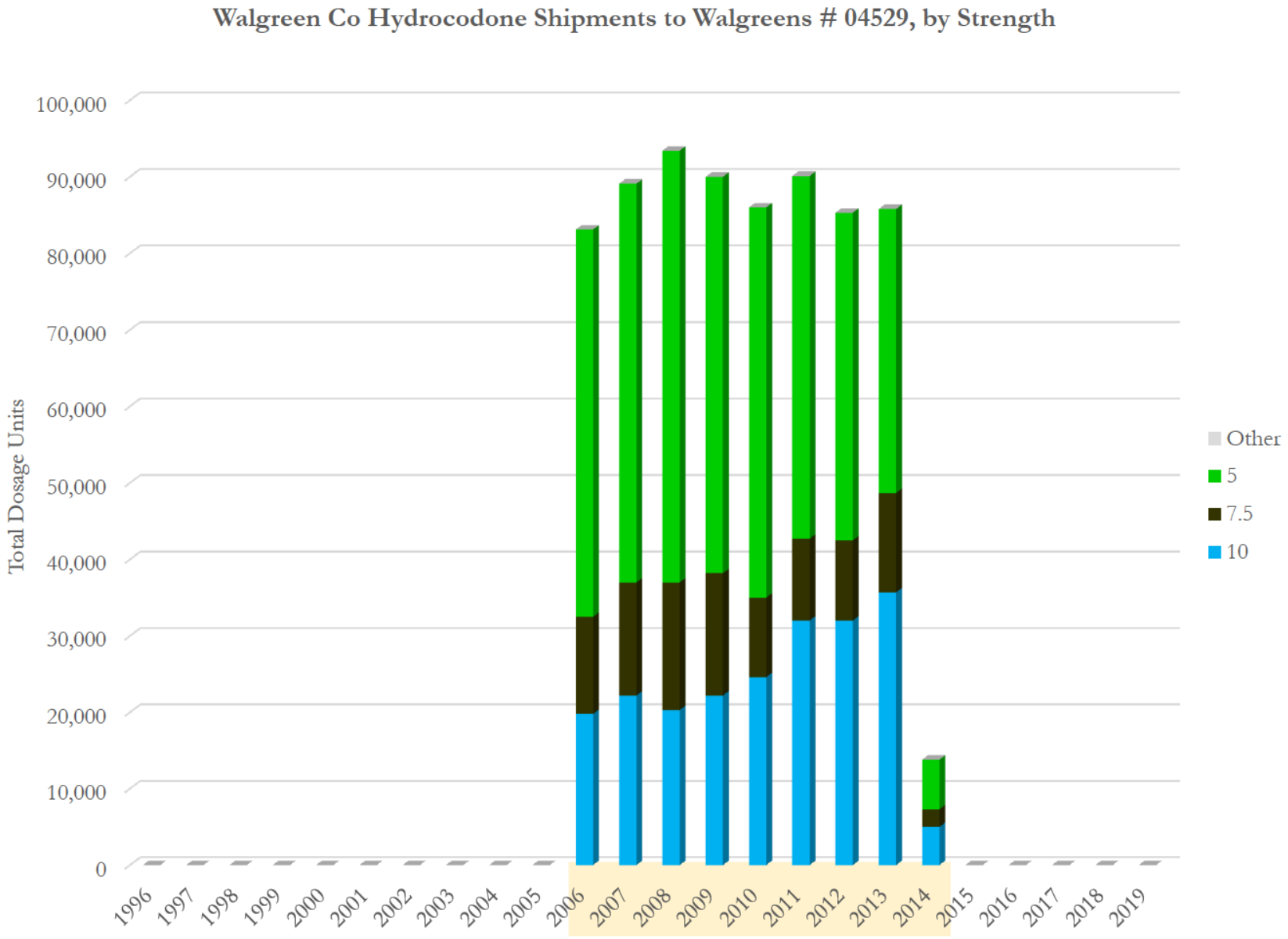

Data source: ARCOS (2006-2014) and Defendant Distribution Data (Walgreens 1/2006 - 3/2014)

Walgreens # 04529 (8/2002 to 12/2017)
DEA: BW6547307
2145 Market Street
San Francisco, CA 94114

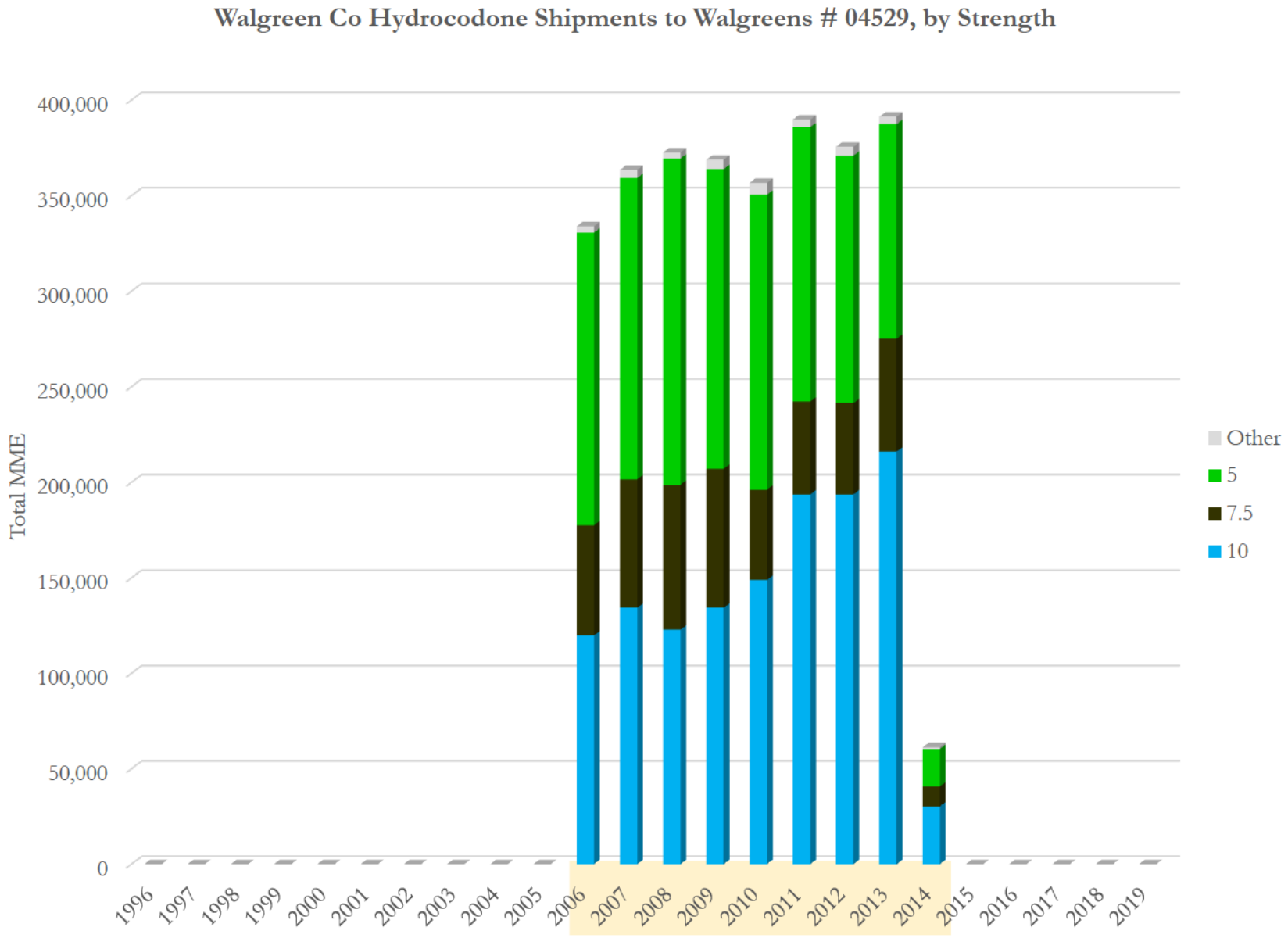

Data source: ARCOS (2006-2014) and Defendant Distribution Data (Walgreens 1/2006 - 3/2014)

Walgreens # 04529 (8/2002 to 12/2017)
DEA: BW6547307
2145 Market Street
San Francisco, CA 94114

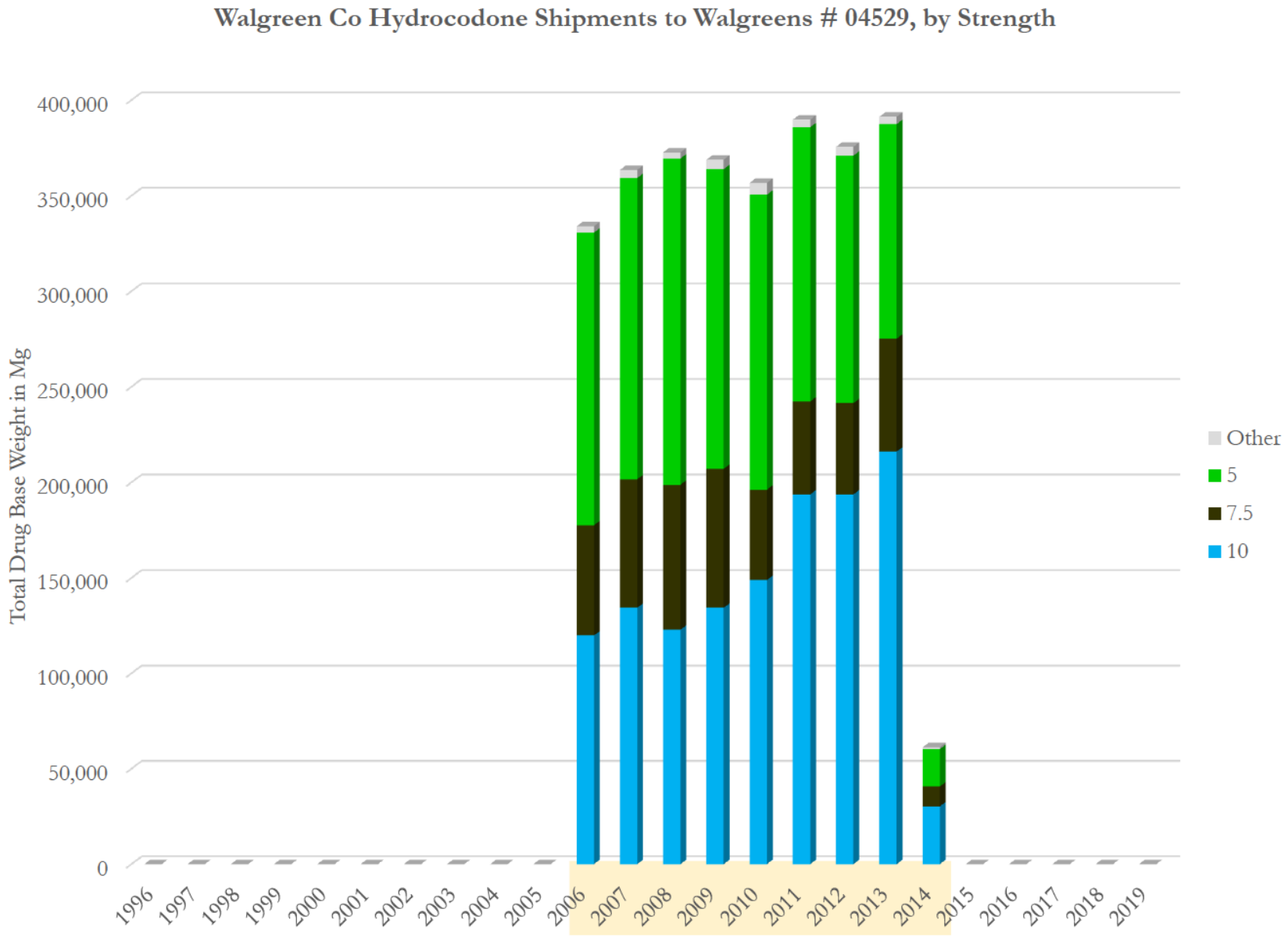

Data source: ARCOS (2006-2014) and Defendant Distribution Data (Walgreens 1/2006 - 3/2014)

Walgreens # 04529 (8/2002 to 12/2017)
DEA: BW6547307
2145 Market Street
San Francisco, CA 94114

Walgreen Co Hydrocodone Shipments to Walgreens # 04529, by Strength
(Total Dosage Units)

Strength Year\	10	7.5	5	Other	Total	Avg. Str
1996	0	0	0	0	**0**	
1997	0	0	0	0	**0**	
1998	0	0	0	0	**0**	
1999	0	0	0	0	**0**	
2000	0	0	0	0	**0**	
2001	0	0	0	0	**0**	
2002	0	0	0	0	**0**	
2003	0	0	0	0	**0**	
2004	0	0	0	0	**0**	
2005	0	0	0	0	**0**	
2006	19,800	12,700	50,600	0	**83,100**	6.57
2007	22,200	14,800	52,100	0	**89,100**	6.66
2008	20,300	16,700	56,400	0	**93,400**	6.53
2009	22,200	16,000	51,800	0	**90,000**	6.68
2010	24,600	10,400	51,000	0	**86,000**	6.73
2011	32,000	10,700	47,400	0	**90,100**	7.07
2012	32,000	10,500	42,800	0	**85,300**	7.18
2013	35,700	13,000	37,100	0	**85,800**	7.46
2014	5,000	2,300	6,500	0	**13,800**	7.23
2015	0	0	0	0	**0**	
2016	0	0	0	0	**0**	
2017	0	0	0	0	**0**	
2018	0	0	0	0	**0**	
2019	0	0	0	0	**0**	
Total	**213,800**	**107,100**	**395,700**	**0**	**716,600**	6.87

Data source: ARCOS (2006-2014) and Defendant Distribution Data (Walgreens 1/2006 - 3/2014)

Walgreens # 04529 (8/2002 to 12/2017)
DEA: BW6547307
2145 Market Street
San Francisco, CA 94114

Walgreen Co Hydrocodone Shipments to Walgreens # 04529, by Strength (Total MME)

Strength Year\	10	7.5	5	Other	Total	Avg. Str
1996	0	0	0	0	**0**	
1997	0	0	0	0	**0**	
1998	0	0	0	0	**0**	
1999	0	0	0	0	**0**	
2000	0	0	0	0	**0**	
2001	0	0	0	0	**0**	
2002	0	0	0	0	**0**	
2003	0	0	0	0	**0**	
2004	0	0	0	0	**0**	
2005	0	0	0	0	**0**	
2006	119,869	57,664	153,166	3,294	**333,994**	6.57
2007	134,399	67,199	157,707	4,153	**363,458**	6.66
2008	122,896	75,826	170,723	3,151	**372,596**	6.53
2009	134,399	72,648	156,799	5,013	**368,858**	6.68
2010	148,928	47,221	154,377	6,159	**356,686**	6.73
2011	193,728	48,583	143,480	4,010	**389,801**	7.07
2012	193,728	47,675	129,556	4,583	**375,542**	7.18
2013	216,128	59,027	112,302	3,867	**391,323**	7.46
2014	30,270	10,443	19,676	859	**61,248**	7.23
2015	0	0	0	0	**0**	
2016	0	0	0	0	**0**	
2017	0	0	0	0	**0**	
2018	0	0	0	0	**0**	
2019	0	0	0	0	**0**	
Total	**1,294,345**	**486,288**	**1,197,784**	**35,091**	**3,013,507**	6.87

Data source: ARCOS (2006-2014) and Defendant Distribution Data (Walgreens 1/2006 - 3/2014)

Walgreens # 04529 (8/2002 to 12/2017)
DEA: BW6547307
2145 Market Street
San Francisco, CA 94114

Walgreen Co Hydrocodone Shipments to Walgreens # 04529, by Strength
(Total Drug Base Weight in Milligram)

Strength Year\	10	7.5	5	Other	Total	Avg. Str
1996	0	0	0	0	**0**	
1997	0	0	0	0	**0**	
1998	0	0	0	0	**0**	
1999	0	0	0	0	**0**	
2000	0	0	0	0	**0**	
2001	0	0	0	0	**0**	
2002	0	0	0	0	**0**	
2003	0	0	0	0	**0**	
2004	0	0	0	0	**0**	
2005	0	0	0	0	**0**	
2006	119,869	57,664	153,166	3,294	**333,994**	6.57
2007	134,399	67,199	157,707	4,153	**363,458**	6.66
2008	122,896	75,826	170,723	3,151	**372,596**	6.53
2009	134,399	72,648	156,799	5,013	**368,858**	6.68
2010	148,928	47,221	154,377	6,159	**356,686**	6.73
2011	193,728	48,583	143,480	4,010	**389,801**	7.07
2012	193,728	47,675	129,556	4,583	**375,542**	7.18
2013	216,128	59,027	112,302	3,867	**391,323**	7.46
2014	30,270	10,443	19,676	859	**61,248**	7.23
2015	0	0	0	0	**0**	
2016	0	0	0	0	**0**	
2017	0	0	0	0	**0**	
2018	0	0	0	0	**0**	
2019	0	0	0	0	**0**	
Total	**1,294,345**	**486,288**	**1,197,784**	**35,091**	**3,013,507**	6.87

Data source: ARCOS (2006-2014) and Defendant Distribution Data (Walgreens 1/2006 - 3/2014)

Walgreens # 01054 (7/1996 to 12/2017)
DEA: BW0171114
3398 Mission St
San Francisco, CA 94110

Walgreen Co Oxycodone Shipments to Walgreens # 01054

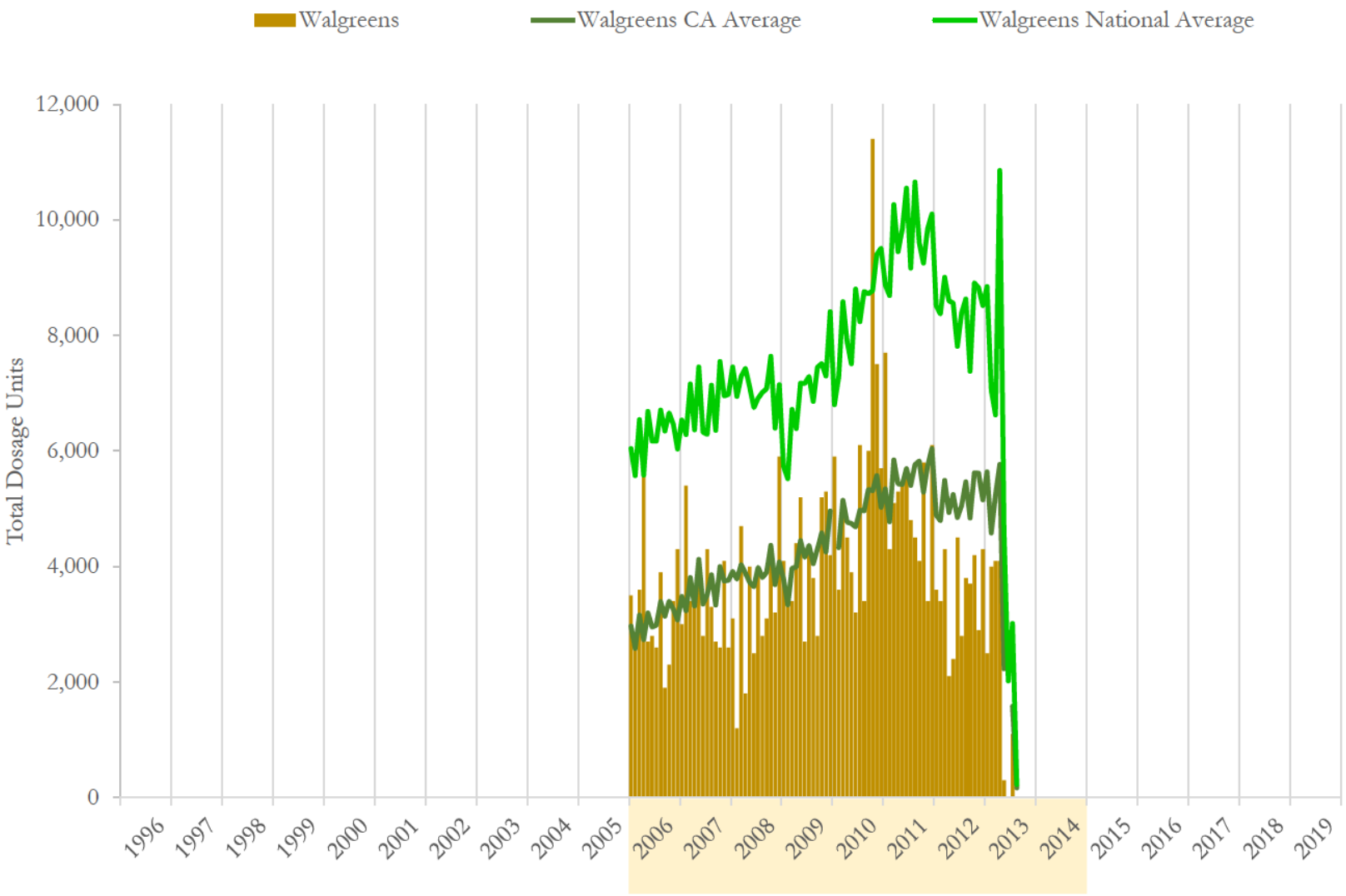

National and state averages reflect oxycodone shipped from Walgreen Co to all active pharmacies each month.
Data source: ARCOS (2006-2014) and Defendant Distribution Data (Walgreens 1/2006 - 3/2014)

Walgreens # 01054 (7/1996 to 12/2017)
DEA: BW0171114
3398 Mission St
San Francisco, CA 94110

Walgreen Co Oxycodone Shipments to Walgreens # 01054

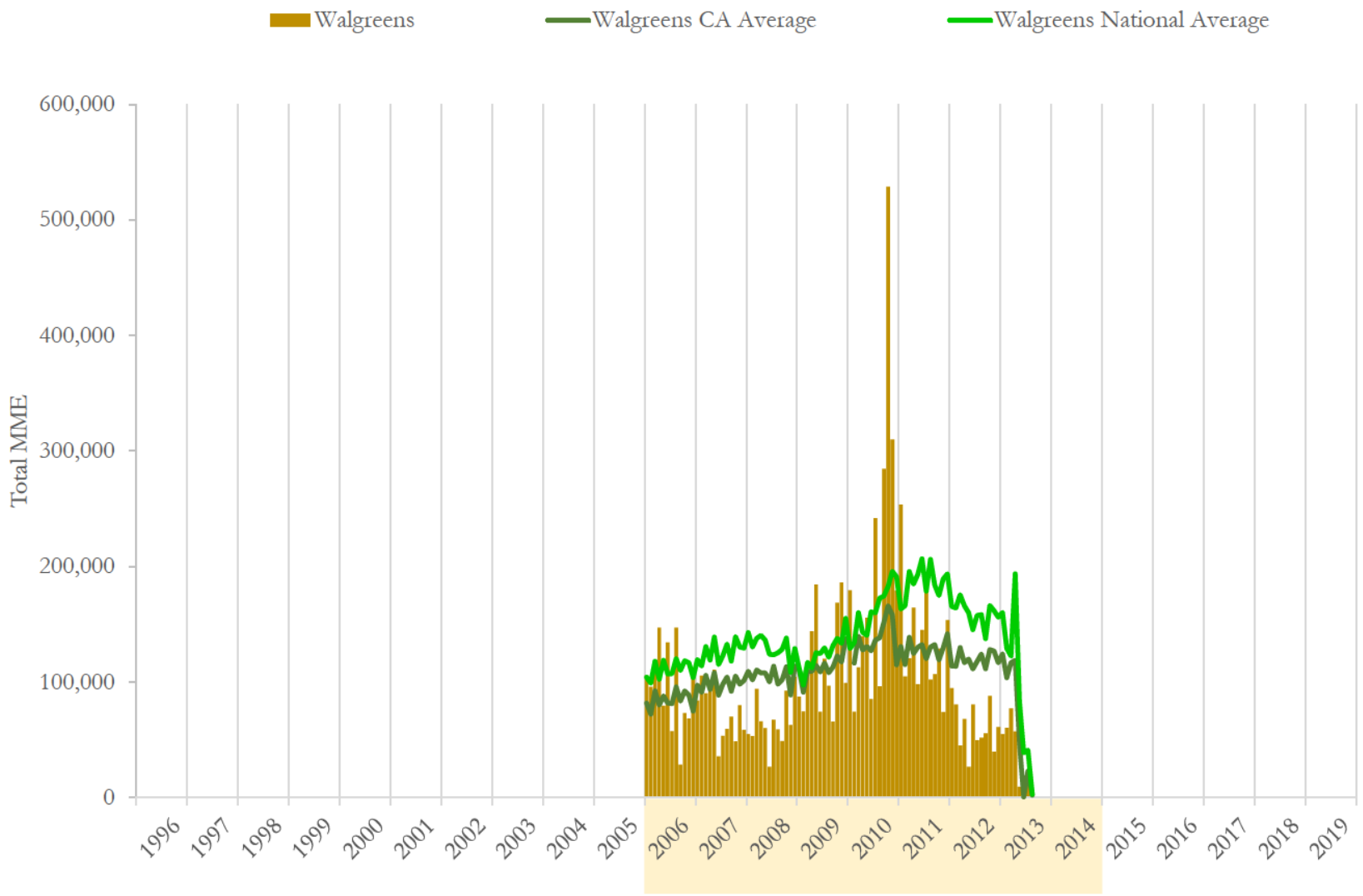

National and state averages reflect oxycodone shipped from Walgreen Co to all active pharmacies each month.
Data source: ARCOS (2006-2014) and Defendant Distribution Data (Walgreens 1/2006 - 3/2014)

Walgreens # 01054 (7/1996 to 12/2017)
DEA: BW0171114
3398 Mission St
San Francisco, CA 94110

Walgreen Co Oxycodone Shipments to Walgreens # 01054

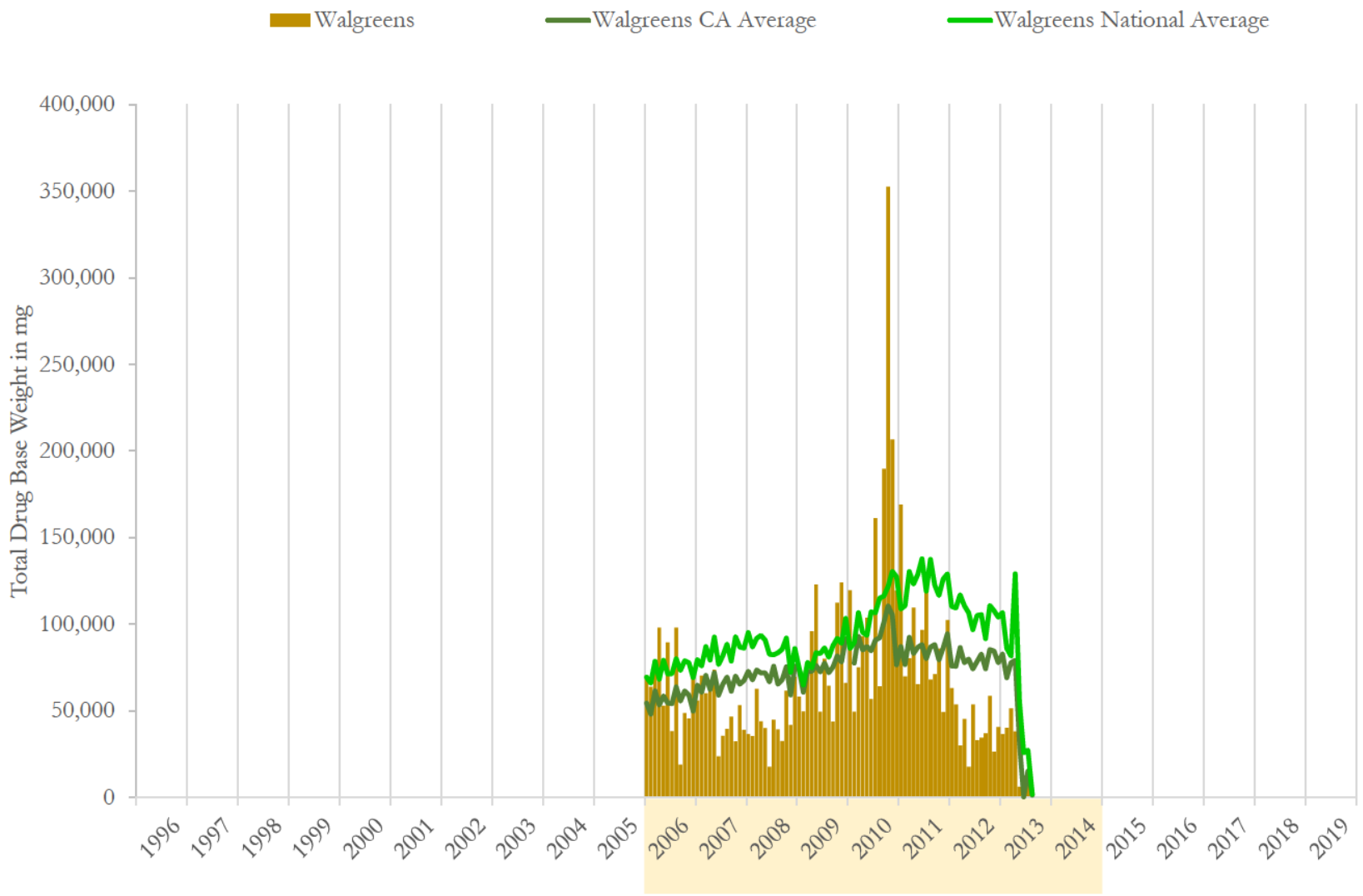

National and state averages reflect oxycodone shipped from Walgreen Co to all active pharmacies each month.
Data source: ARCOS (2006-2014) and Defendant Distribution Data (Walgreens 1/2006 - 3/2014)

Walgreens # 01054 (7/1996 to 12/2017)
DEA: BW0171114
3398 Mission St
San Francisco, CA 94110

Walgreen Co Oxycodone Shipments to Walgreens # 01054

	Dosage Units		MME		Drug Base Weight in mg	
Date	Walgreens	% Change	Walgreens	% Change	Walgreens	% Change
01/2006	3,500	n/a	105,764	n/a	70,510	n/a
02/2006	2,800	-20.0%	95,813	-9.4%	63,876	-9.4%
03/2006	3,600	28.6%	116,926	22.0%	77,951	22.0%
04/2006	5,700	58.3%	147,249	25.9%	98,166	25.9%
05/2006	2,700	-52.6%	79,340	-46.1%	52,894	-46.1%
06/2006	2,800	3.7%	134,341	69.3%	89,560	69.3%
07/2006	2,600	-7.1%	57,488	-57.2%	38,325	-57.2%
08/2006	3,900	50.0%	147,183	156.0%	98,122	156.0%
09/2006	1,900	-51.3%	28,643	-80.5%	19,095	-80.5%
10/2006	2,300	21.1%	73,221	155.6%	48,814	155.6%
11/2006	3,400	47.8%	68,380	-6.6%	45,587	-6.6%
12/2006	4,300	26.5%	108,991	59.4%	72,661	59.4%
01/2007	3,000	-30.2%	83,979	-22.9%	55,986	-22.9%
02/2007	5,400	80.0%	105,428	25.5%	70,285	25.5%
03/2007	3,400	-37.0%	90,165	-14.5%	60,110	-14.5%
04/2007	3,400	0.0%	96,486	7.0%	64,324	7.0%
05/2007	4,100	20.6%	110,605	14.6%	73,737	14.6%
06/2007	2,800	-31.7%	35,636	-67.8%	23,757	-67.8%
07/2007	4,300	53.6%	53,521	50.2%	35,681	50.2%
08/2007	3,300	-23.3%	59,505	11.2%	39,670	11.2%
09/2007	2,700	-18.2%	70,128	17.9%	46,752	17.9%
10/2007	2,600	-3.7%	48,747	-30.5%	32,498	-30.5%
11/2007	4,100	57.7%	79,945	64.0%	53,296	64.0%
12/2007	2,600	-36.6%	58,497	-26.8%	38,998	-26.8%

Data source: ARCOS (2006-2014) and Defendant Distribution Data (Walgreens 1/2006 - 3/2014)

Walgreens # 01054 (7/1996 to 12/2017)
DEA: BW0171114
3398 Mission St
San Francisco, CA 94110

Walgreen Co Oxycodone Shipments to Walgreens # 01054

	Dosage Units		MME		Drug Base Weight in mg	
Date	Walgreens	% Change	Walgreens	% Change	Walgreens	% Change
01/2008	3,100	19.2%	55,000	-6.0%	36,666	-6.0%
02/2008	1,200	-61.3%	53,117	-3.4%	35,412	-3.4%
03/2008	4,700	291.7%	94,132	77.2%	62,754	77.2%
04/2008	1,800	-61.7%	66,094	-29.8%	44,063	-29.8%
05/2008	4,000	122.2%	60,177	-9.0%	40,118	-9.0%
06/2008	2,500	-37.5%	26,827	-55.4%	17,885	-55.4%
07/2008	3,900	56.0%	67,304	150.9%	44,869	150.9%
08/2008	2,800	-28.2%	59,236	-12.0%	39,491	-12.0%
09/2008	3,100	10.7%	49,083	-17.1%	32,722	-17.1%
10/2008	4,300	38.7%	92,519	88.5%	61,679	88.5%
11/2008	3,200	-25.6%	62,934	-32.0%	41,956	-32.0%
12/2008	5,900	84.4%	104,689	66.3%	69,793	66.3%
01/2009	4,100	-30.5%	87,476	-16.4%	58,317	-16.4%
02/2009	3,500	-14.6%	74,499	-14.8%	49,666	-14.8%
03/2009	3,400	-2.9%	110,807	48.7%	73,872	48.7%
04/2009	4,400	29.4%	143,821	29.8%	95,881	29.8%
05/2009	5,200	18.2%	184,365	28.2%	122,910	28.2%
06/2009	2,700	-48.1%	74,163	-59.8%	49,442	-59.8%
07/2009	4,300	59.3%	120,086	61.9%	80,057	61.9%
08/2009	3,800	-11.6%	96,822	-19.4%	64,548	-19.4%
09/2009	2,800	-26.3%	65,758	-32.1%	43,839	-32.1%
10/2009	5,200	85.7%	168,766	156.6%	112,511	156.6%
11/2009	5,300	1.9%	186,113	10.3%	124,076	10.3%
12/2009	4,200	-20.8%	99,175	-46.7%	66,117	-46.7%

Data source: ARCOS (2006-2014) and Defendant Distribution Data (Walgreens 1/2006 - 3/2014)

Walgreens # 01054 (7/1996 to 12/2017)
DEA: BW0171114
3398 Mission St
San Francisco, CA 94110

Walgreen Co Oxycodone Shipments to Walgreens # 01054

	Dosage Units		MME		Drug Base Weight in mg	
Date	Walgreens	% Change	Walgreens	% Change	Walgreens	% Change
01/2010	5,900	40.5%	179,591	81.1%	119,728	81.1%
02/2010	3,600	-39.0%	74,163	-58.7%	49,442	-58.7%
03/2010	4,900	36.1%	112,892	52.2%	75,261	52.2%
04/2010	4,500	-8.2%	139,720	23.8%	93,146	23.8%
05/2010	3,900	-13.3%	155,722	11.5%	103,815	11.5%
06/2010	3,200	-17.9%	85,257	-45.3%	56,838	-45.3%
07/2010	6,100	90.6%	241,786	183.6%	161,191	183.6%
08/2010	3,400	-44.3%	96,150	-60.2%	64,100	-60.2%
09/2010	6,000	76.5%	284,616	196.0%	189,744	196.0%
10/2010	11,400	90.0%	528,890	85.8%	352,593	85.8%
11/2010	7,500	-34.2%	309,965	-41.4%	206,643	-41.4%
12/2010	5,700	-24.0%	179,188	-42.2%	119,459	-42.2%
01/2011	7,700	35.1%	253,687	41.6%	169,125	41.6%
02/2011	4,300	-44.2%	104,891	-58.7%	69,927	-58.7%
03/2011	5,100	18.6%	120,691	15.1%	80,461	15.1%
04/2011	5,300	3.9%	164,396	36.2%	109,597	36.2%
05/2011	5,400	1.9%	98,167	-40.3%	65,445	-40.3%
06/2011	5,600	3.7%	145,233	47.9%	96,822	47.9%
07/2011	4,800	-14.3%	180,533	24.3%	120,355	24.3%
08/2011	4,500	-6.3%	102,201	-43.4%	68,134	-43.4%
09/2011	4,100	-8.9%	106,773	4.5%	71,182	4.5%
10/2011	5,800	41.5%	129,096	20.9%	86,064	20.9%
11/2011	3,400	-41.4%	73,961	-42.7%	49,308	-42.7%
12/2011	6,100	79.4%	153,638	107.7%	102,425	107.7%

Data source: ARCOS (2006-2014) and Defendant Distribution Data (Walgreens 1/2006 - 3/2014)

Walgreen Co Oxycodone Shipments to Walgreens # 01054

	Dosage Units		MME		Drug Base Weight in mg	
Date	Walgreens	% Change	Walgreens	% Change	Walgreens	% Change
01/2012	3,600	-41.0%	94,805	-38.3%	63,203	-38.3%
02/2012	3,400	-5.6%	80,685	-14.9%	53,790	-14.9%
03/2012	4,300	26.5%	45,049	-44.2%	30,033	-44.2%
04/2012	2,100	-51.2%	67,910	50.7%	45,273	50.7%
05/2012	2,400	14.3%	26,895	-60.4%	17,930	-60.4%
06/2012	4,500	87.5%	80,685	200.0%	53,790	200.0%
07/2012	2,800	-37.8%	49,756	-38.3%	33,171	-38.3%
08/2012	3,800	35.7%	51,773	4.1%	34,515	4.1%
09/2012	3,700	-2.6%	55,807	7.8%	37,205	7.8%
10/2012	4,200	13.5%	88,081	57.8%	58,721	57.8%
11/2012	2,900	-31.0%	39,670	-55.0%	26,447	-55.0%
12/2012	4,300	48.3%	61,186	54.2%	40,791	54.2%
01/2013	2,500	-41.9%	55,135	-9.9%	36,757	-9.9%
02/2013	4,000	60.0%	60,514	9.8%	40,343	9.8%
03/2013	4,100	2.5%	77,323	27.8%	51,549	27.8%
04/2013	4,100	0.0%	57,152	-26.1%	38,101	-26.1%
05/2013	300	-92.7%	9,413	-83.5%	6,276	-83.5%
06/2013	0	-100.0%	0	-100.0%	0	-100.0%
07/2013	1,100	n/a	18,490	n/a	12,327	n/a
08/2013	0	-100.0%	0	-100.0%	0	-100.0%
09/2013	0	n/a	0	n/a	0	n/a
10/2013	0	n/a	0	n/a	0	n/a
11/2013	0	n/a	0	n/a	0	n/a
12/2013	0	n/a	0	n/a	0	n/a

Data source: ARCOS (2006-2014) and Defendant Distribution Data (Walgreens 1/2006 - 3/2014)

Walgreens # 01054 (7/1996 to 12/2017)
DEA: BW0171114
3398 Mission St
San Francisco, CA 94110

Walgreen Co Oxycodone Shipments to Walgreens # 01054

	Dosage Units		MME		Drug Base Weight in mg	
Date	Walgreens	% Change	Walgreens	% Change	Walgreens	% Change
1996	0		0		0	
1997	0	n/a	0	n/a	0	n/a
1998	0	n/a	0	n/a	0	n/a
1999	0	n/a	0	n/a	0	n/a
2000	0	n/a	0	n/a	0	n/a
2001	0	n/a	0	n/a	0	n/a
2002	0	n/a	0	n/a	0	n/a
2003	0	n/a	0	n/a	0	n/a
2004	0	n/a	0	n/a	0	n/a
2005	0	n/a	0	n/a	0	n/a
2006	39,500	n/a	1,163,341	n/a	775,561	n/a
2007	41,700	5.6%	892,641	-23.3%	595,094	-23.3%
2008	40,500	-2.9%	791,112	-11.4%	527,408	-11.4%
2009	48,900	20.7%	1,411,853	78.5%	941,235	78.5%
2010	66,100	35.2%	2,387,940	69.1%	1,591,960	69.1%
2011	62,100	-6.1%	1,633,266	-31.6%	1,088,844	-31.6%
2012	42,000	-32.4%	742,302	-54.6%	494,868	-54.6%
2013	16,100	-61.7%	278,027	-62.5%	185,351	-62.5%
2014	0	-100.0%	0	-100.0%	0	-100.0%
2015	0	n/a	0	n/a	0	n/a
2016	0	n/a	0	n/a	0	n/a
2017	0	n/a	0	n/a	0	n/a
2018	0	n/a	0	n/a	0	n/a
2019	0	n/a	0	n/a	0	n/a
Total	**356,900**		**9,300,482**		**6,200,322**	

Data source: ARCOS (2006-2014) and Defendant Distribution Data (Walgreens 1/2006 - 3/2014)

Walgreens # 01054 (7/1996 to 12/2017)
DEA: BW0171114
3398 Mission St
San Francisco, CA 94110

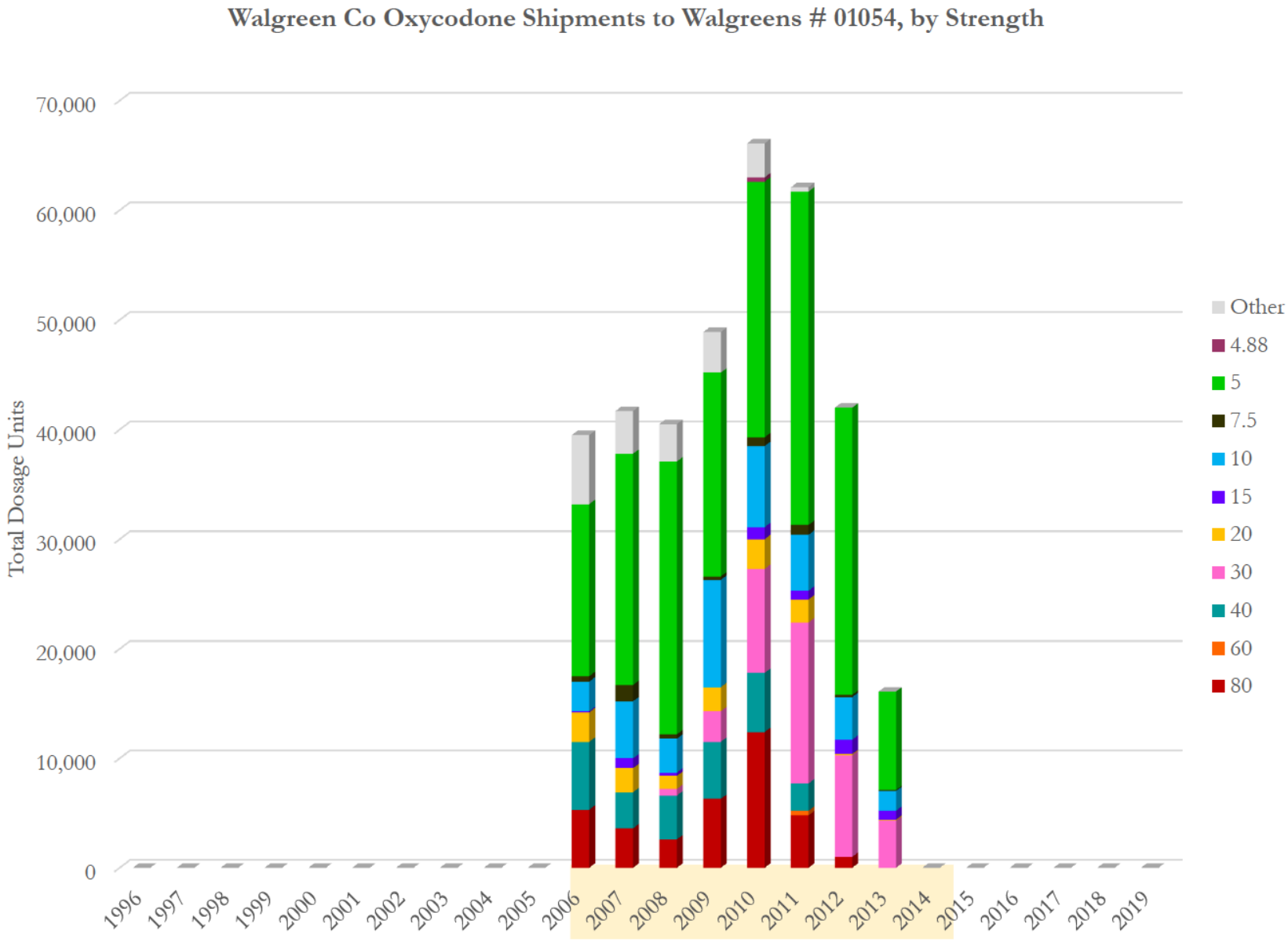

Data source: ARCOS (2006-2014) and Defendant Distribution Data (Walgreens 1/2006 - 3/2014)

Walgreens # 01054 (7/1996 to 12/2017)
DEA: BW0171114
3398 Mission St
San Francisco, CA 94110

Walgreen Co Oxycodone Shipments to Walgreens # 01054, by Strength

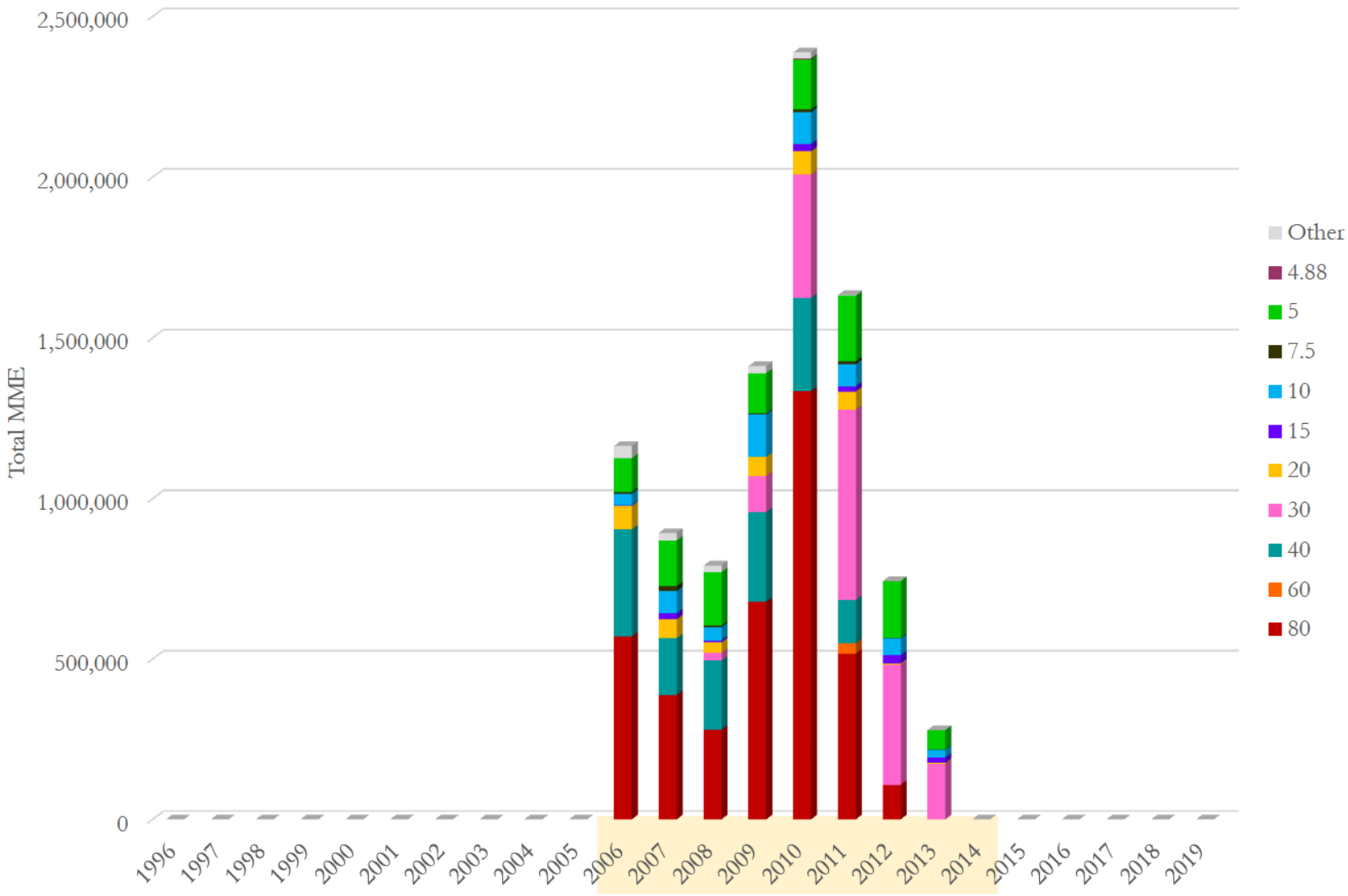

Data source: ARCOS (2006-2014) and Defendant Distribution Data (Walgreens 1/2006 - 3/2014)

Walgreens # 01054 (7/1996 to 12/2017)
DEA: BW0171114
3398 Mission St
San Francisco, CA 94110

Walgreen Co Oxycodone Shipments to Walgreens # 01054, by Strength

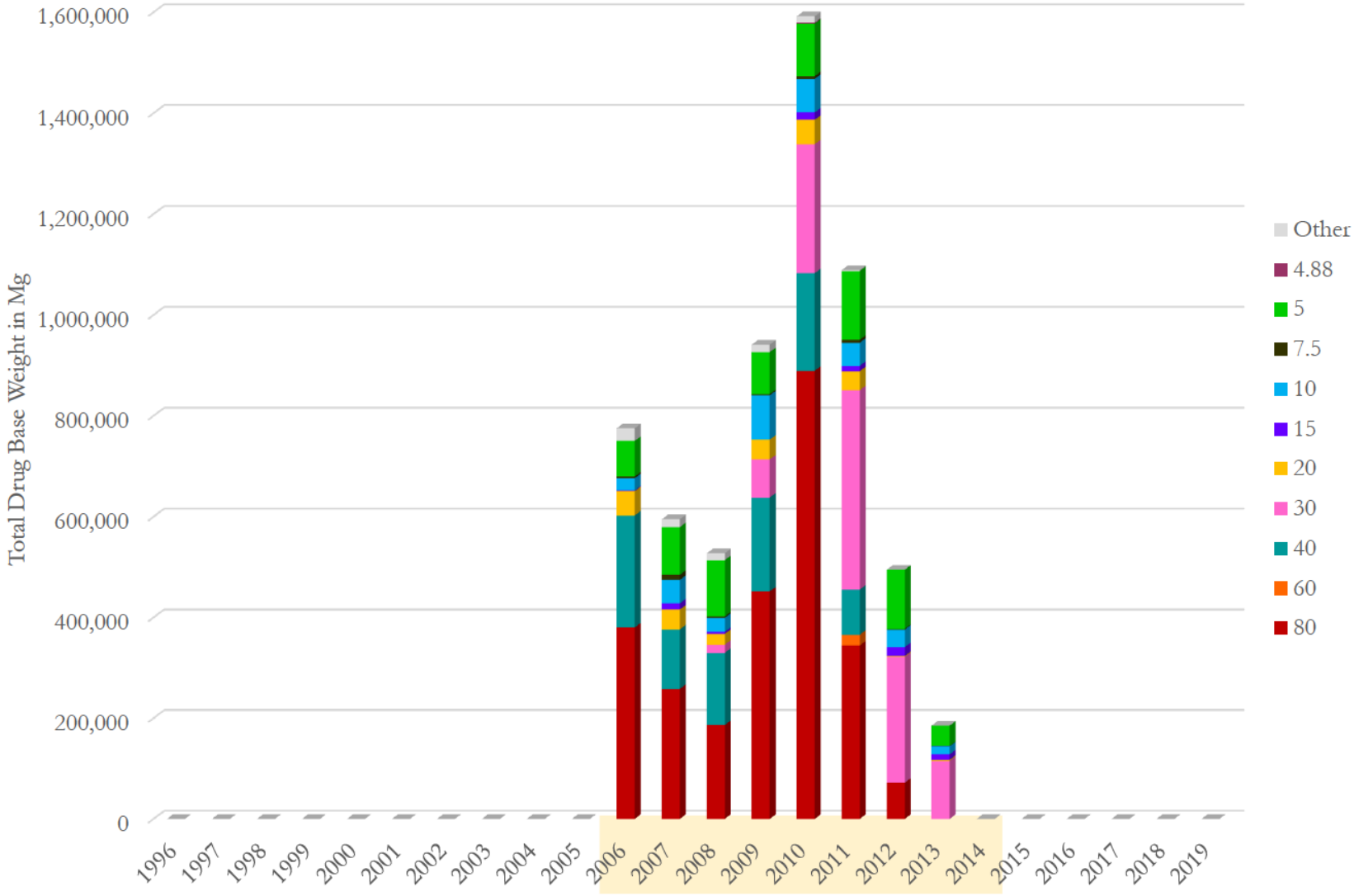

Data source: ARCOS (2006-2014) and Defendant Distribution Data (Walgreens 1/2006 - 3/2014)

Walgreens # 01054 (7/1996 to 12/2017)
DEA: BW0171114
3398 Mission St
San Francisco, CA 94110

Walgreen Co Oxycodone Shipments to Walgreens # 01054, by Strength
(Total Dosage Units)

Strength Year\	80	60	40	30	20	15	10	7.5	5	4.88	Other	Total	Avg. Str
1996	0	0	0	0	0	0	0	0	0	0	0	**0**	
1997	0	0	0	0	0	0	0	0	0	0	0	**0**	
1998	0	0	0	0	0	0	0	0	0	0	0	**0**	
1999	0	0	0	0	0	0	0	0	0	0	0	**0**	
2000	0	0	0	0	0	0	0	0	0	0	0	**0**	
2001	0	0	0	0	0	0	0	0	0	0	0	**0**	
2002	0	0	0	0	0	0	0	0	0	0	0	**0**	
2003	0	0	0	0	0	0	0	0	0	0	0	**0**	
2004	0	0	0	0	0	0	0	0	0	0	0	**0**	
2005	0	0	0	0	0	0	0	0	0	0	0	**0**	
2006	5,300	0	6,200	0	2,700	100	2,700	500	15,700	0	6,300	**39,500**	25.20
2007	3,600	0	3,300	0	2,200	900	5,200	1,500	21,100	0	3,900	**41,700**	17.10
2008	2,600	0	4,000	600	1,200	300	3,100	400	24,900	0	3,400	**40,500**	15.44
2009	6,300	0	5,200	2,800	2,200	0	9,800	300	18,600	0	3,700	**48,900**	22.86
2010	12,400	0	5,400	9,500	2,700	1,100	7,400	800	23,300	400	3,100	**66,100**	27.97
2011	4,800	400	2,500	14,700	2,100	800	5,100	900	30,400	0	400	**62,100**	19.66
2012	1,000	0	0	9,300	100	1,300	3,900	200	26,200	0	0	**42,000**	13.14
2013	0	0	0	4,300	100	800	1,800	100	9,000	0	0	**16,100**	12.84
2014	0	0	0	0	0	0	0	0	0	0	0	**0**	
2015	0	0	0	0	0	0	0	0	0	0	0	**0**	
2016	0	0	0	0	0	0	0	0	0	0	0	**0**	
2017	0	0	0	0	0	0	0	0	0	0	0	**0**	
2018	0	0	0	0	0	0	0	0	0	0	0	**0**	
2019	0	0	0	0	0	0	0	0	0	0	0	**0**	
Total	**36,000**	**400**	**26,600**	**41,200**	**13,300**	**5,300**	**39,000**	**4,700**	**169,200**	**400**	**20,800**	**356,900**	20.30

Data source: ARCOS (2006-2014) and Defendant Distribution Data (Walgreens 1/2006 - 3/2014)

Walgreens # 01054 (7/1996 to 12/2017)
DEA: BW0171114
3398 Mission St
San Francisco, CA 94110

Walgreen Co Oxycodone Shipments to Walgreens # 01054, by Strength
(Total MME)

Strength Year\	80	60	40	30	20	15	10	7.5	5	4.88	Other	Total	Avg. Str
1996	0	0	0	0	0	0	0	0	0	0	0	**0**	
1997	0	0	0	0	0	0	0	0	0	0	0	**0**	
1998	0	0	0	0	0	0	0	0	0	0	0	**0**	
1999	0	0	0	0	0	0	0	0	0	0	0	**0**	
2000	0	0	0	0	0	0	0	0	0	0	0	**0**	
2001	0	0	0	0	0	0	0	0	0	0	0	**0**	
2002	0	0	0	0	0	0	0	0	0	0	0	**0**	
2003	0	0	0	0	0	0	0	0	0	0	0	**0**	
2004	0	0	0	0	0	0	0	0	0	0	0	**0**	
2005	0	0	0	0	0	0	0	0	0	0	0	**0**	
2006	570,174	0	333,498	0	72,617	2,017	36,308	5,043	105,560	0	38,124	**1,163,341**	25.20
2007	387,288	0	177,507	0	59,169	18,154	69,927	15,128	141,867	0	23,600	**892,641**	17.10
2008	279,708	0	215,160	24,206	32,274	6,051	41,687	4,034	167,417	0	20,575	**791,112**	15.44
2009	677,754	0	279,708	112,959	59,169	0	131,786	3,026	125,062	0	22,390	**1,411,853**	22.86
2010	1,333,992	0	290,466	383,254	72,617	22,188	99,512	8,069	156,663	2,421	18,759	**2,387,940**	27.97
2011	516,384	32,274	134,475	593,035	56,480	16,137	68,582	9,077	204,402	0	2,421	**1,633,266**	19.66
2012	107,580	0	0	375,185	2,690	26,223	52,445	2,017	176,162	0	0	**742,302**	13.14
2013	0	0	0	173,473	2,690	16,137	24,206	1,009	60,514	0	0	**278,027**	12.84
2014	0	0	0	0	0	0	0	0	0	0	0	**0**	
2015	0	0	0	0	0	0	0	0	0	0	0	**0**	
2016	0	0	0	0	0	0	0	0	0	0	0	**0**	
2017	0	0	0	0	0	0	0	0	0	0	0	**0**	
2018	0	0	0	0	0	0	0	0	0	0	0	**0**	
2019	0	0	0	0	0	0	0	0	0	0	0	**0**	
Total	**3,872,880**	**32,274**	**1,430,814**	**1,662,111**	**357,704**	**106,908**	**524,453**	**47,402**	**1,137,648**	**2,421**	**125,869**	**9,300,482**	20.30

Data source: ARCOS (2006-2014) and Defendant Distribution Data (Walgreens 1/2006 - 3/2014)

Walgreens # 01054 (7/1996 to 12/2017)
DEA: BW0171114
3398 Mission St
San Francisco, CA 94110

Walgreen Co Oxycodone Shipments to Walgreens # 01054, by Strength
(Total Drug Base Weight in Milligram)

Strength Year\	80	60	40	30	20	15	10	7.5	5	4.88	Other	Total	Avg. Str
1996	0	0	0	0	0	0	0	0	0	0	0	**0**	
1997	0	0	0	0	0	0	0	0	0	0	0	**0**	
1998	0	0	0	0	0	0	0	0	0	0	0	**0**	
1999	0	0	0	0	0	0	0	0	0	0	0	**0**	
2000	0	0	0	0	0	0	0	0	0	0	0	**0**	
2001	0	0	0	0	0	0	0	0	0	0	0	**0**	
2002	0	0	0	0	0	0	0	0	0	0	0	**0**	
2003	0	0	0	0	0	0	0	0	0	0	0	**0**	
2004	0	0	0	0	0	0	0	0	0	0	0	**0**	
2005	0	0	0	0	0	0	0	0	0	0	0	**0**	
2006	380,116	0	222,332	0	48,411	1,345	24,206	3,362	70,374	0	25,416	**775,561**	25.20
2007	258,192	0	118,338	0	39,446	12,103	46,618	10,086	94,578	0	15,734	**595,094**	17.10
2008	186,472	0	143,440	16,137	21,516	4,034	27,792	2,690	111,611	0	13,716	**527,408**	15.44
2009	451,836	0	186,472	75,306	39,446	0	87,857	2,017	83,375	0	14,927	**941,235**	22.86
2010	889,328	0	193,644	255,503	48,411	14,792	66,341	5,379	104,442	1,614	12,506	**1,591,960**	27.97
2011	344,256	21,516	89,650	395,357	37,653	10,758	45,722	6,051	136,268	0	1,614	**1,088,844**	19.66
2012	71,720	0	0	250,124	1,793	17,482	34,964	1,345	117,442	0	0	**494,868**	13.14
2013	0	0	0	115,649	1,793	10,758	16,137	672	40,343	0	0	**185,351**	12.84
2014	0	0	0	0	0	0	0	0	0	0	0	**0**	
2015	0	0	0	0	0	0	0	0	0	0	0	**0**	
2016	0	0	0	0	0	0	0	0	0	0	0	**0**	
2017	0	0	0	0	0	0	0	0	0	0	0	**0**	
2018	0	0	0	0	0	0	0	0	0	0	0	**0**	
2019	0	0	0	0	0	0	0	0	0	0	0	**0**	
Total	**2,581,920**	**21,516**	**953,876**	**1,108,074**	**238,469**	**71,272**	**349,635**	**31,602**	**758,432**	**1,614**	**83,912**	**6,200,322**	20.30

Data source: ARCOS (2006-2014) and Defendant Distribution Data (Walgreens 1/2006 - 3/2014)

Walgreens # 01054 (7/1996 to 12/2017)
DEA: BW0171114
3398 Mission St
San Francisco, CA 94110

Anda, Inc Hydrocodone Shipments to Walgreens # 01054

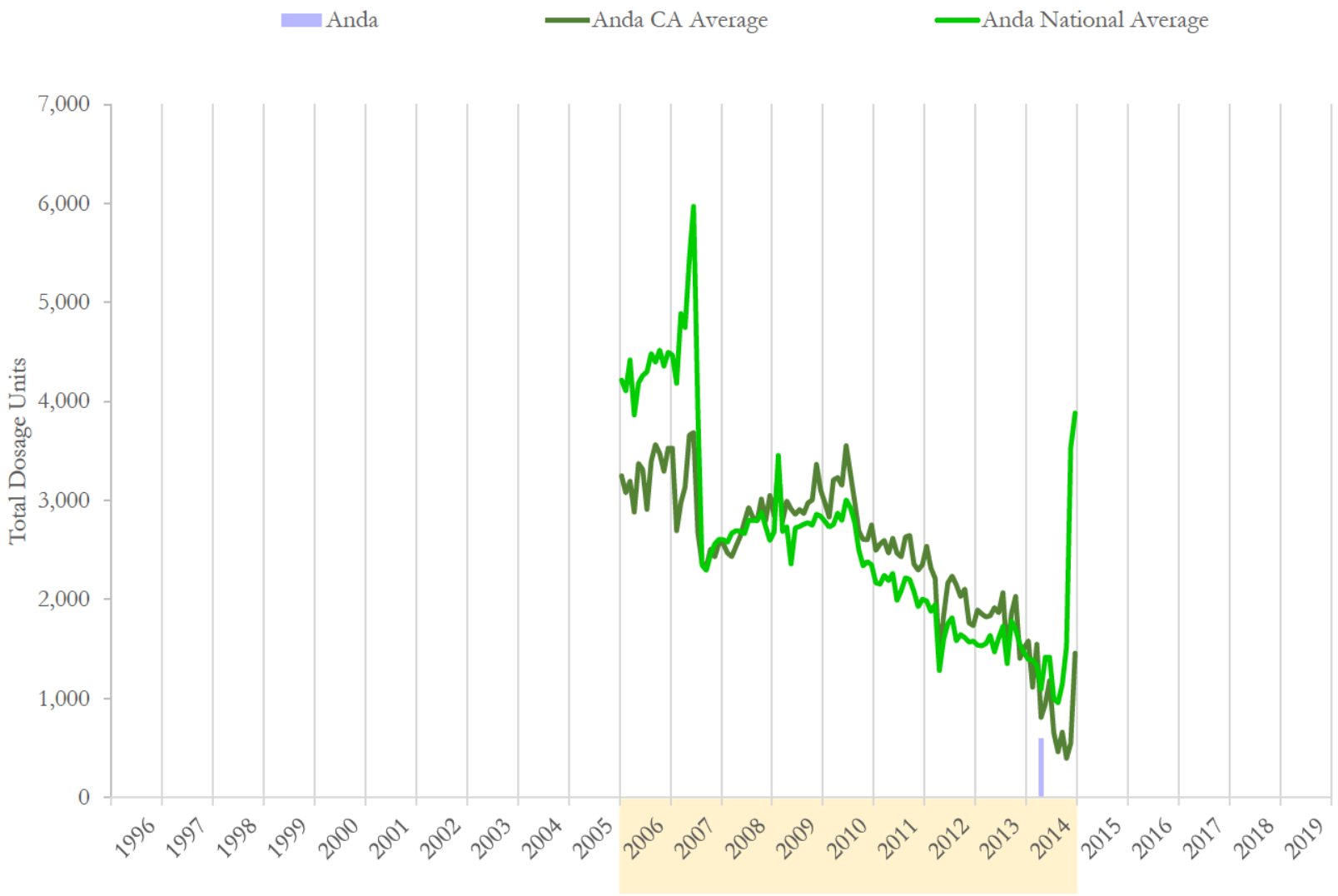

National and state averages reflect hydrocodone shipped from Anda, Inc to all active pharmacies each month.
Data source: ARCOS (2006-2014) and Defendant Distribution Data (Anda 12/1996 - 1/2015)

Walgreens # 01054 (7/1996 to 12/2017)
DEA: BW0171114
3398 Mission St
San Francisco, CA 94110

Anda, Inc Hydrocodone Shipments to Walgreens # 01054

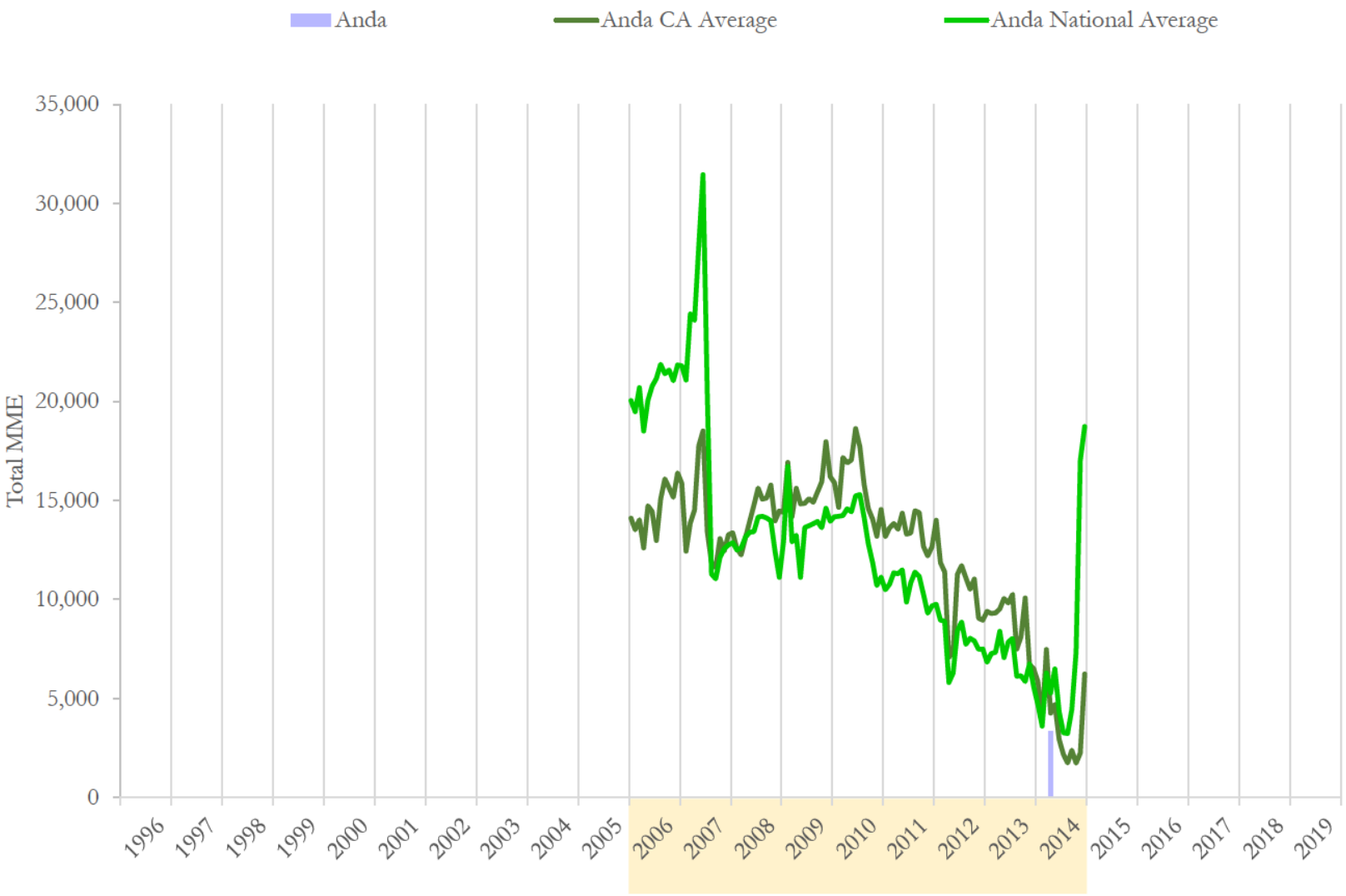

National and state averages reflect hydrocodone shipped from Anda, Inc to all active pharmacies each month.
Data source: ARCOS (2006-2014) and Defendant Distribution Data (Anda 12/1996 - 1/2015)

Walgreens # 01054 (7/1996 to 12/2017)
DEA: BW0171114
3398 Mission St
San Francisco, CA 94110

Anda, Inc Hydrocodone Shipments to Walgreens # 01054

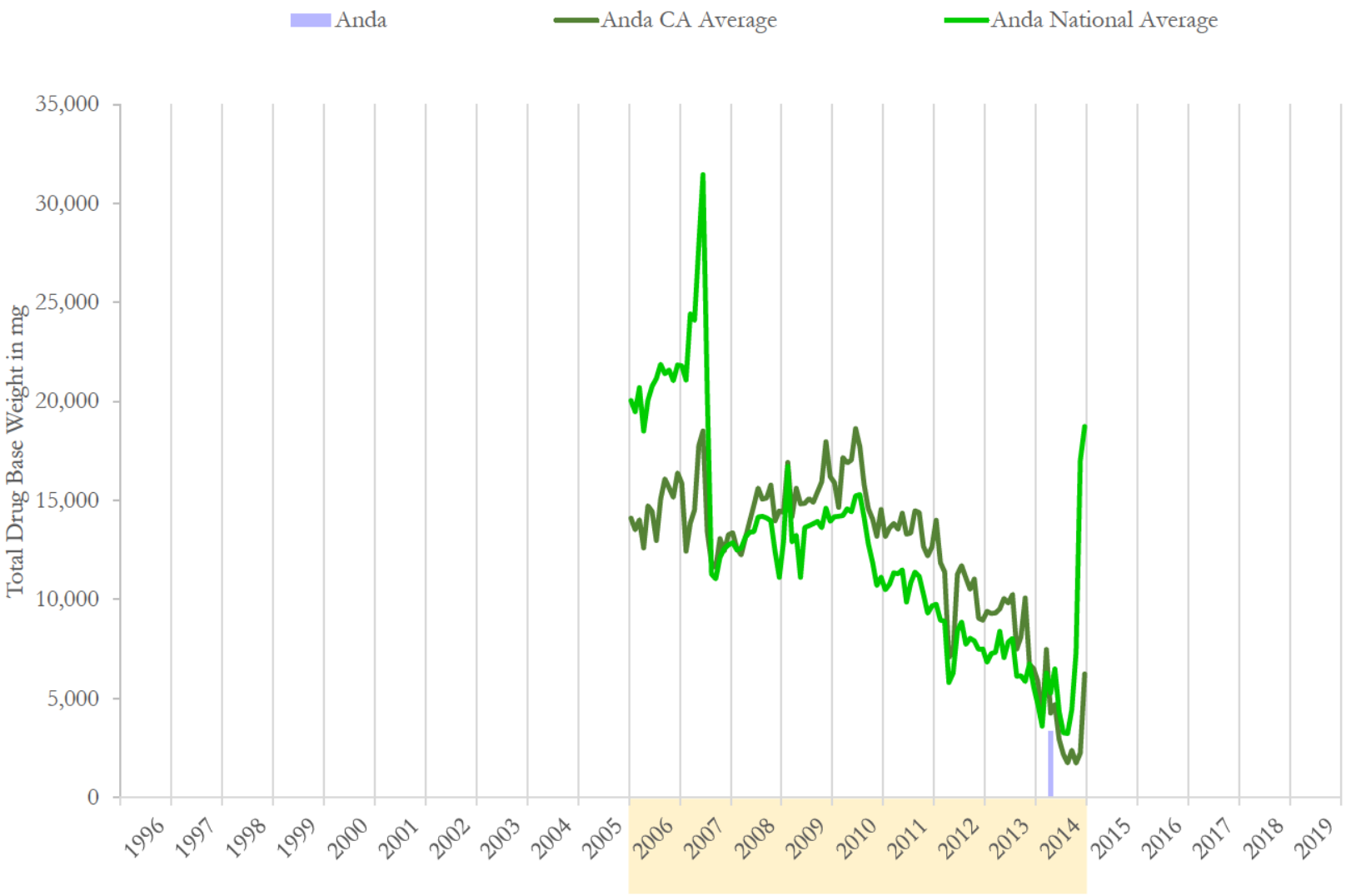

National and state averages reflect hydrocodone shipped from Anda, Inc to all active pharmacies each month.
Data source: ARCOS (2006-2014) and Defendant Distribution Data (Anda 12/1996 - 1/2015)

Walgreens # 01054 (7/1996 to 12/2017)
DEA: BW0171114
3398 Mission St
San Francisco, CA 94110

Anda, Inc Hydrocodone Shipments to Walgreens # 01054

	Dosage Units		MME		Drug Base Weight in mg	
Date	Anda	% Change	Anda	% Change	Anda	% Change
01/2014	0	n/a	0	n/a	0	n/a
02/2014	0	n/a	0	n/a	0	n/a
03/2014	0	n/a	0	n/a	0	n/a
04/2014	600	n/a	3,330	n/a	3,330	n/a
05/2014	0	-100.0%	0	-100.0%	0	-100.0%
06/2014	0	n/a	0	n/a	0	n/a
07/2014	0	n/a	0	n/a	0	n/a
08/2014	0	n/a	0	n/a	0	n/a
09/2014	0	n/a	0	n/a	0	n/a
10/2014	0	n/a	0	n/a	0	n/a
11/2014	0	n/a	0	n/a	0	n/a
12/2014	0	n/a	0	n/a	0	n/a
01/2015	0	n/a	0	n/a	0	n/a
02/2015	0	n/a	0	n/a	0	n/a
03/2015	0	n/a	0	n/a	0	n/a
04/2015	0	n/a	0	n/a	0	n/a
05/2015	0	n/a	0	n/a	0	n/a
06/2015	0	n/a	0	n/a	0	n/a
07/2015	0	n/a	0	n/a	0	n/a
08/2015	0	n/a	0	n/a	0	n/a
09/2015	0	n/a	0	n/a	0	n/a
10/2015	0	n/a	0	n/a	0	n/a
11/2015	0	n/a	0	n/a	0	n/a
12/2015	0	n/a	0	n/a	0	n/a

Data source: ARCOS (2006-2014) and Defendant Distribution Data (Anda 12/1996 - 1/2015)

Walgreens # 01054 (7/1996 to 12/2017)
DEA: BW0171114
3398 Mission St
San Francisco, CA 94110

Anda, Inc Hydrocodone Shipments to Walgreens # 01054

	Dosage Units		MME		Drug Base Weight in mg	
Date	**Anda**	**% Change**	**Anda**	**% Change**	**Anda**	**% Change**
1996	0		0		0	
1997	0	n/a	0	n/a	0	n/a
1998	0	n/a	0	n/a	0	n/a
1999	0	n/a	0	n/a	0	n/a
2000	0	n/a	0	n/a	0	n/a
2001	0	n/a	0	n/a	0	n/a
2002	0	n/a	0	n/a	0	n/a
2003	0	n/a	0	n/a	0	n/a
2004	0	n/a	0	n/a	0	n/a
2005	0	n/a	0	n/a	0	n/a
2006	0	n/a	0	n/a	0	n/a
2007	0	n/a	0	n/a	0	n/a
2008	0	n/a	0	n/a	0	n/a
2009	0	n/a	0	n/a	0	n/a
2010	0	n/a	0	n/a	0	n/a
2011	0	n/a	0	n/a	0	n/a
2012	0	n/a	0	n/a	0	n/a
2013	0	n/a	0	n/a	0	n/a
2014	600	n/a	3,330	n/a	3,330	n/a
2015	0	-100.0%	0	-100.0%	0	-100.0%
2016	0	n/a	0	n/a	0	n/a
2017	0	n/a	0	n/a	0	n/a
2018	0	n/a	0	n/a	0	n/a
2019	0	n/a	0	n/a	0	n/a
Total	**600**		**3,330**		**3,330**	

Data source: ARCOS (2006-2014) and Defendant Distribution Data (Anda 12/1996 - 1/2015)

Walgreens # 01054 (7/1996 to 12/2017)
DEA: BW0171114
3398 Mission St
San Francisco, CA 94110

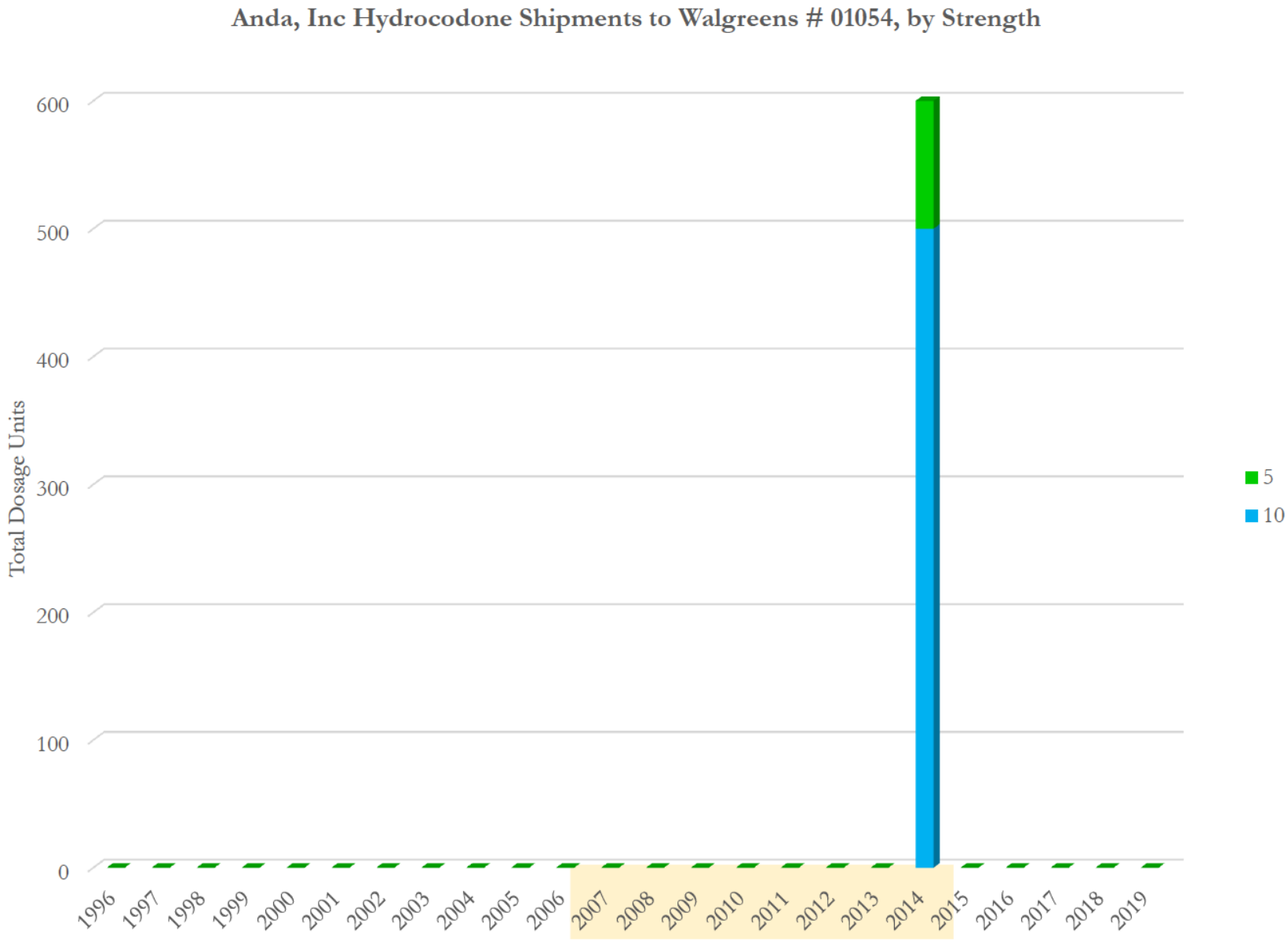

Data source: ARCOS (2006-2014) and Defendant Distribution Data (Anda 12/1996 - 1/2015)

Walgreens # 01054 (7/1996 to 12/2017)
DEA: BW0171114
3398 Mission St
San Francisco, CA 94110

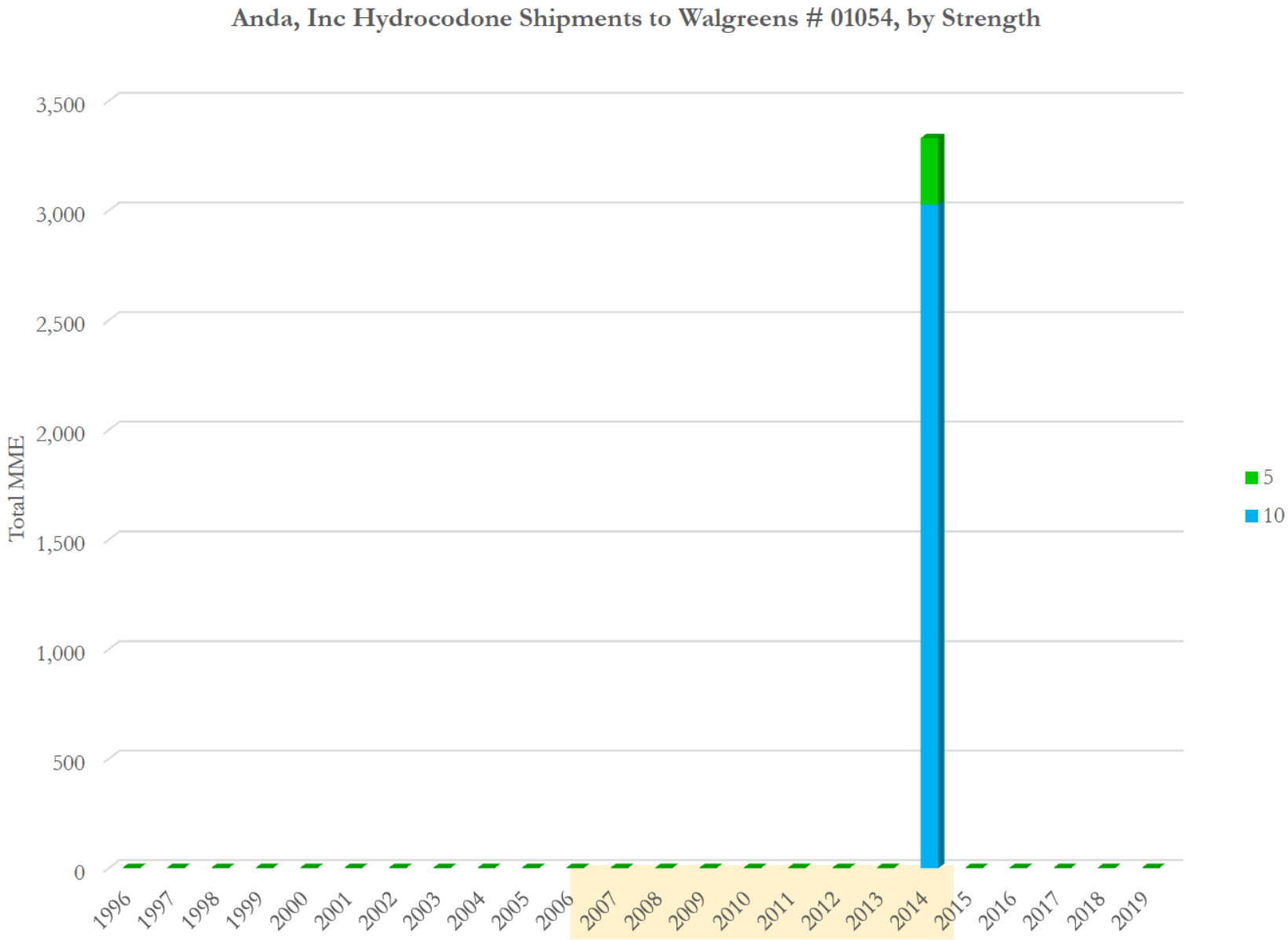

Data source: ARCOS (2006-2014) and Defendant Distribution Data (Anda 12/1996 - 1/2015)

Walgreens # 01054 (7/1996 to 12/2017)
DEA: BW0171114
3398 Mission St
San Francisco, CA 94110

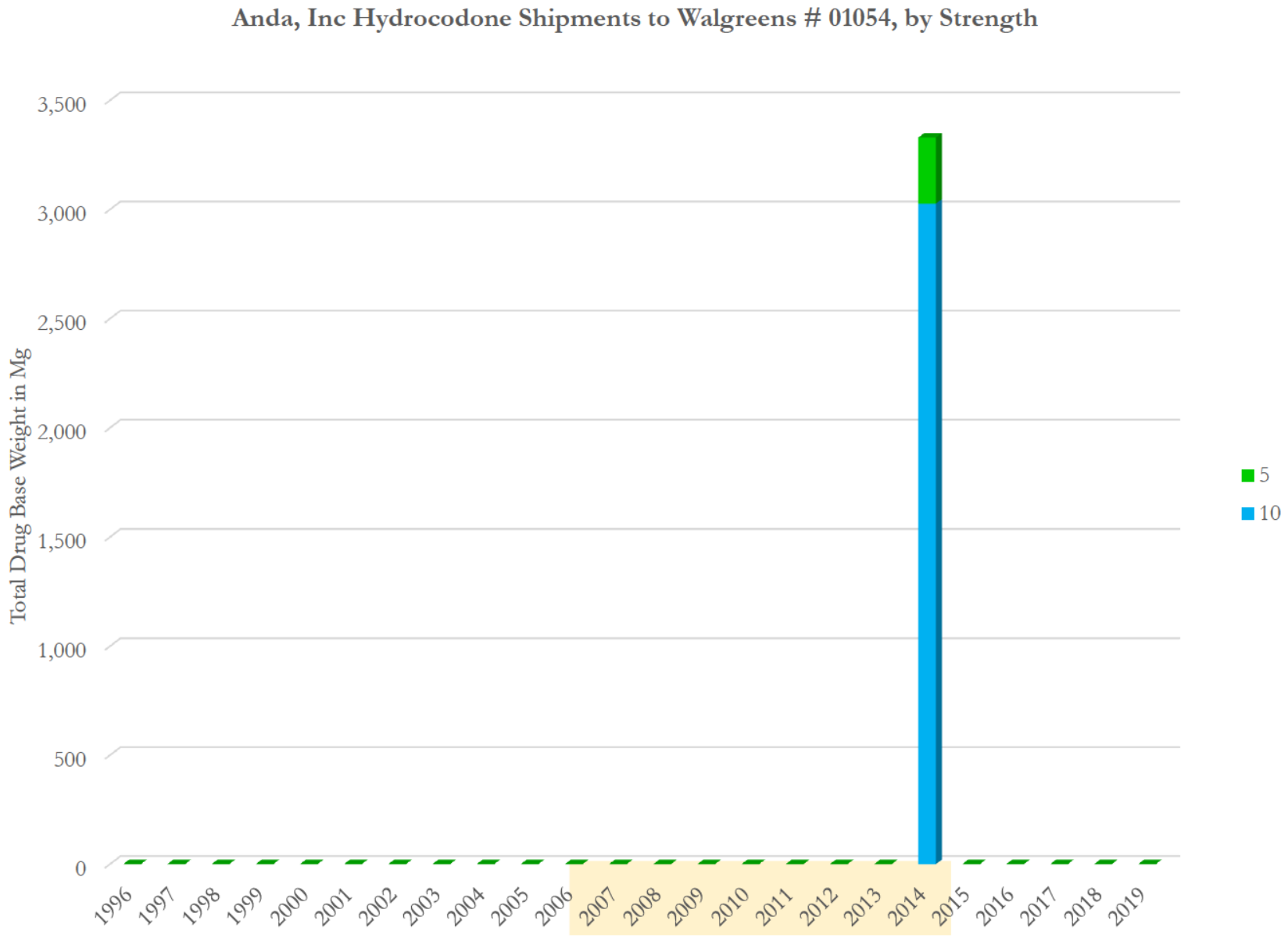

Data source: ARCOS (2006-2014) and Defendant Distribution Data (Anda 12/1996 - 1/2015)

Anda, Inc Hydrocodone Shipments to Walgreens # 01054, by Strength
(Total Dosage Units)

Strength Year\	10	5	Total	Avg. Str
1996	0	0	**0**	
1997	0	0	**0**	
1998	0	0	**0**	
1999	0	0	**0**	
2000	0	0	**0**	
2001	0	0	**0**	
2002	0	0	**0**	
2003	0	0	**0**	
2004	0	0	**0**	
2005	0	0	**0**	
2006	0	0	**0**	
2007	0	0	**0**	
2008	0	0	**0**	
2009	0	0	**0**	
2010	0	0	**0**	
2011	0	0	**0**	
2012	0	0	**0**	
2013	0	0	**0**	
2014	500	100	**600**	9.17
2015	0	0	**0**	
2016	0	0	**0**	
2017	0	0	**0**	
2018	0	0	**0**	
2019	0	0	**0**	
Total	**500**	**100**	**600**	9.17

Data source: ARCOS (2006-2014) and Defendant Distribution Data (Anda 12/1996 - 1/2015)

Anda, Inc Hydrocodone Shipments to Walgreens # 01054, by Strength
(Total MME)

Strength Year\	10	5	Total	Avg. Str
1996	0	0	**0**	
1997	0	0	**0**	
1998	0	0	**0**	
1999	0	0	**0**	
2000	0	0	**0**	
2001	0	0	**0**	
2002	0	0	**0**	
2003	0	0	**0**	
2004	0	0	**0**	
2005	0	0	**0**	
2006	0	0	**0**	
2007	0	0	**0**	
2008	0	0	**0**	
2009	0	0	**0**	
2010	0	0	**0**	
2011	0	0	**0**	
2012	0	0	**0**	
2013	0	0	**0**	
2014	3,027	303	**3,330**	9.17
2015	0	0	**0**	
2016	0	0	**0**	
2017	0	0	**0**	
2018	0	0	**0**	
2019	0	0	**0**	
Total	**3,027**	**303**	**3,330**	9.17

Data source: ARCOS (2006-2014) and Defendant Distribution Data (Anda 12/1996 - 1/2015)

Anda, Inc Hydrocodone Shipments to Walgreens # 01054, by Strength
(Total Drug Base Weight in Milligram)

Strength Year\	10	5	Total	Avg. Str
1996	0	0	**0**	
1997	0	0	**0**	
1998	0	0	**0**	
1999	0	0	**0**	
2000	0	0	**0**	
2001	0	0	**0**	
2002	0	0	**0**	
2003	0	0	**0**	
2004	0	0	**0**	
2005	0	0	**0**	
2006	0	0	**0**	
2007	0	0	**0**	
2008	0	0	**0**	
2009	0	0	**0**	
2010	0	0	**0**	
2011	0	0	**0**	
2012	0	0	**0**	
2013	0	0	**0**	
2014	3,027	303	**3,330**	9.17
2015	0	0	**0**	
2016	0	0	**0**	
2017	0	0	**0**	
2018	0	0	**0**	
2019	0	0	**0**	
Total	**3,027**	**303**	**3,330**	9.17

Data source: ARCOS (2006-2014) and Defendant Distribution Data (Anda 12/1996 - 1/2015)

Walgreens # 01054 (7/1996 to 12/2017)
DEA: BW0171114
3398 Mission St
San Francisco, CA 94110

Walgreen Co Hydrocodone Shipments to Walgreens # 01054

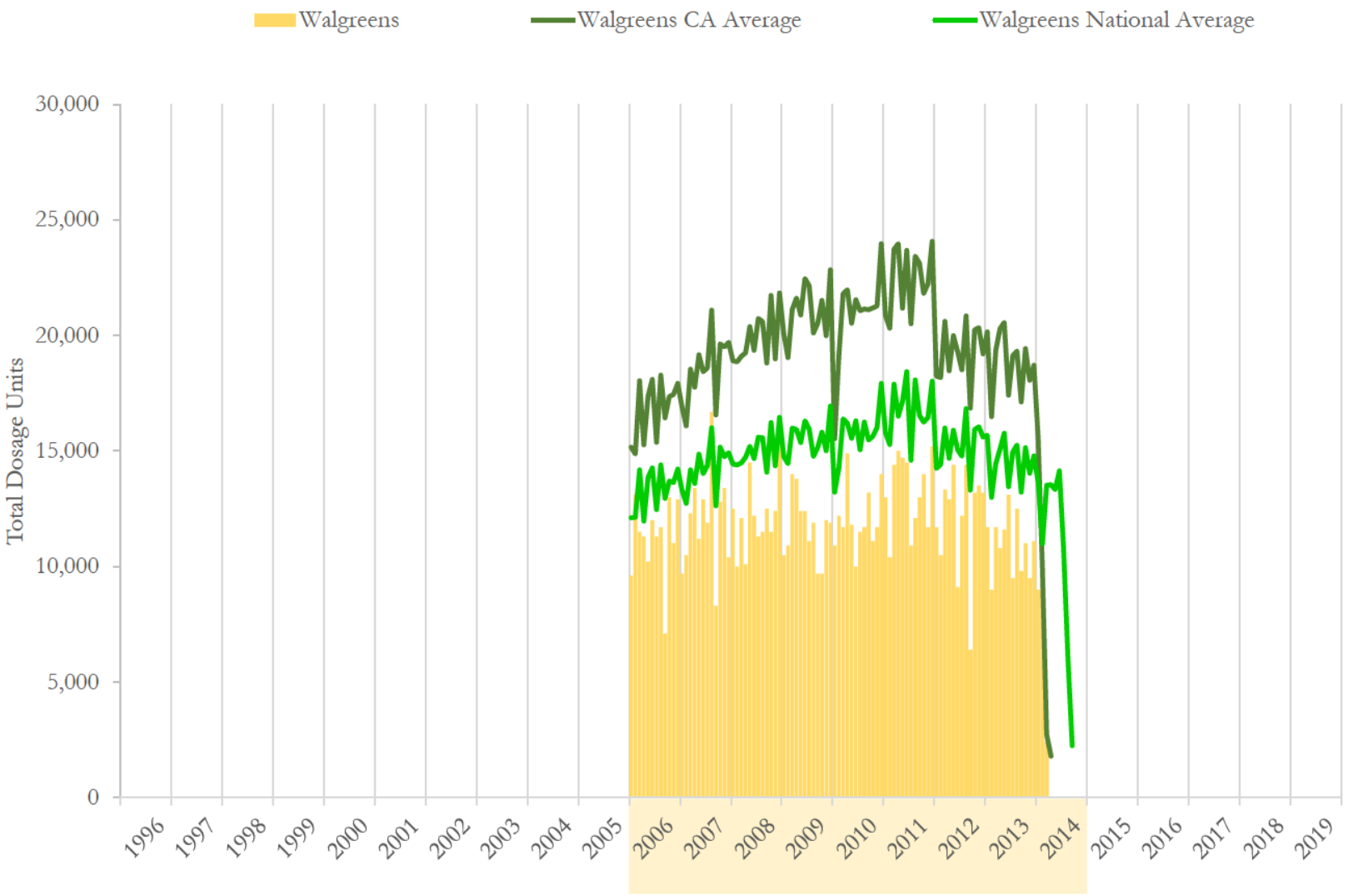

National and state averages reflect hydrocodone shipped from Walgreen Co to all active pharmacies each month.
Data source: ARCOS (2006-2014) and Defendant Distribution Data (Walgreens 1/2006 - 3/2014)

Walgreens # 01054 (7/1996 to 12/2017)
DEA: BW0171114
3398 Mission St
San Francisco, CA 94110

Walgreen Co Hydrocodone Shipments to Walgreens # 01054

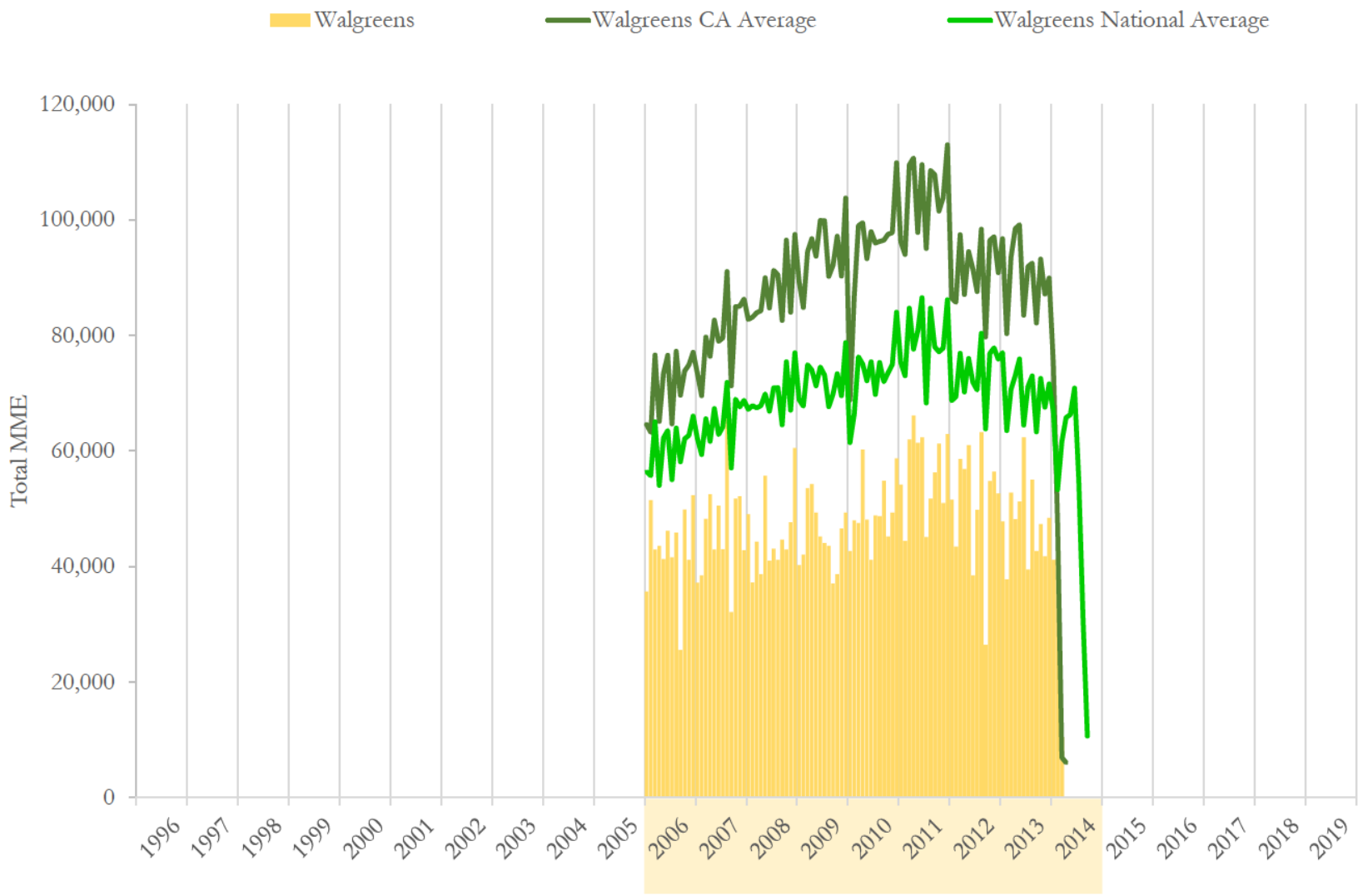

National and state averages reflect hydrocodone shipped from Walgreen Co to all active pharmacies each month.
Data source: ARCOS (2006-2014) and Defendant Distribution Data (Walgreens 1/2006 - 3/2014)

Walgreens # 01054 (7/1996 to 12/2017)
DEA: BW0171114
3398 Mission St
San Francisco, CA 94110

Walgreen Co Hydrocodone Shipments to Walgreens # 01054

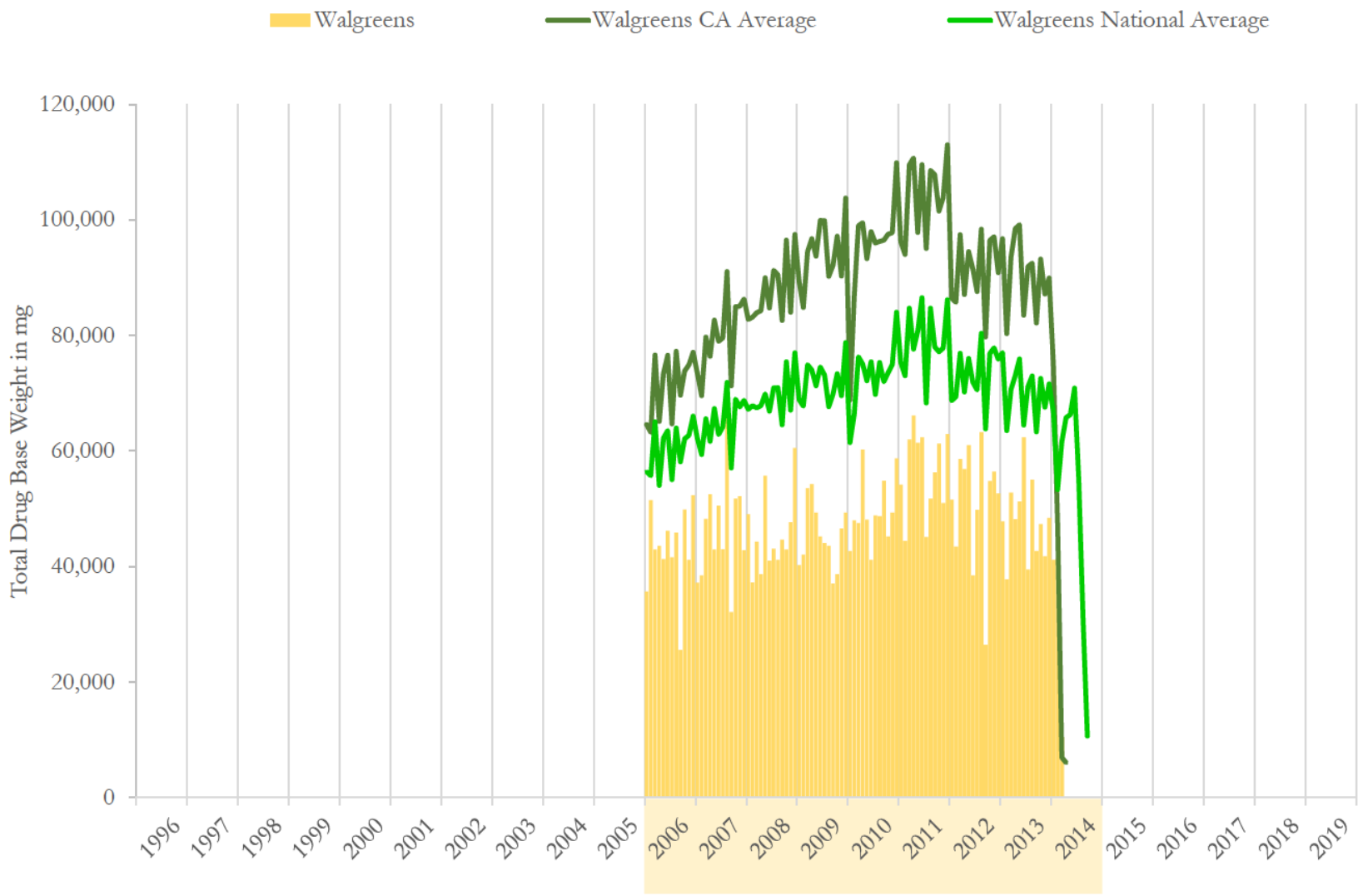

National and state averages reflect hydrocodone shipped from Walgreen Co to all active pharmacies each month.
Data source: ARCOS (2006-2014) and Defendant Distribution Data (Walgreens 1/2006 - 3/2014)

Walgreens # 01054 (7/1996 to 12/2017)
DEA: BW0171114
3398 Mission St
San Francisco, CA 94110

Walgreen Co Hydrocodone Shipments to Walgreens # 01054

	Dosage Units		MME		Drug Base Weight in mg	
Date	Walgreens	% Change	Walgreens	% Change	Walgreens	% Change
01/2006	9,600	n/a	35,670	n/a	35,670	n/a
02/2006	13,100	36.5%	51,459	44.3%	51,459	44.3%
03/2006	11,500	-12.2%	42,951	-16.5%	42,951	-16.5%
04/2006	11,300	-1.7%	43,589	1.5%	43,589	1.5%
05/2006	10,200	-9.7%	41,302	-5.2%	41,302	-5.2%
06/2006	12,000	17.6%	46,146	11.7%	46,146	11.7%
07/2006	11,300	-5.8%	41,572	-9.9%	41,572	-9.9%
08/2006	11,700	3.5%	45,851	10.3%	45,851	10.3%
09/2006	7,100	-39.3%	25,562	-44.2%	25,562	-44.2%
10/2006	13,000	83.1%	49,864	95.1%	49,864	95.1%
11/2006	11,000	-15.4%	41,143	-17.5%	41,143	-17.5%
12/2006	12,900	17.3%	52,351	27.2%	52,351	27.2%
01/2007	9,700	-24.8%	37,200	-28.9%	37,200	-28.9%
02/2007	10,500	8.2%	38,443	3.3%	38,443	3.3%
03/2007	12,300	17.1%	48,232	25.5%	48,232	25.5%
04/2007	13,400	8.9%	52,494	8.8%	52,494	8.8%
05/2007	11,200	-16.4%	42,943	-18.2%	42,943	-18.2%
06/2007	12,900	15.2%	50,510	17.6%	50,510	17.6%
07/2007	11,900	-7.8%	42,975	-14.9%	42,975	-14.9%
08/2007	16,700	40.3%	67,167	56.3%	67,167	56.3%
09/2007	8,300	-50.3%	32,086	-52.2%	32,086	-52.2%
10/2007	12,800	54.2%	51,762	61.3%	51,762	61.3%
11/2007	13,400	4.7%	52,167	0.8%	52,167	0.8%
12/2007	10,400	-22.4%	42,816	-17.9%	42,816	-17.9%

Data source: ARCOS (2006-2014) and Defendant Distribution Data (Walgreens 1/2006 - 3/2014)

Walgreens # 01054 (7/1996 to 12/2017)
DEA: BW0171114
3398 Mission St
San Francisco, CA 94110

Walgreen Co Hydrocodone Shipments to Walgreens # 01054

	Dosage Units		MME		Drug Base Weight in mg	
Date	Walgreens	% Change	Walgreens	% Change	Walgreens	% Change
01/2008	12,500	20.2%	49,037	14.5%	49,037	14.5%
02/2008	10,000	-20.0%	37,216	-24.1%	37,216	-24.1%
03/2008	12,100	21.0%	44,329	19.1%	44,329	19.1%
04/2008	10,100	-16.5%	38,697	-12.7%	38,697	-12.7%
05/2008	14,500	43.6%	55,697	43.9%	55,697	43.9%
06/2008	12,200	-15.9%	41,016	-26.4%	41,016	-26.4%
07/2008	11,300	-7.4%	43,086	5.0%	43,086	5.0%
08/2008	11,500	1.8%	41,151	-4.5%	41,151	-4.5%
09/2008	12,500	8.7%	44,640	8.5%	44,640	8.5%
10/2008	11,500	-8.0%	42,951	-3.8%	42,951	-3.8%
11/2008	12,400	7.8%	47,675	11.0%	47,675	11.0%
12/2008	15,600	25.8%	60,508	26.9%	60,508	26.9%
01/2009	10,500	-32.7%	40,251	-33.5%	40,251	-33.5%
02/2009	10,900	3.8%	42,067	4.5%	42,067	4.5%
03/2009	14,000	28.4%	53,554	27.3%	53,554	27.3%
04/2009	13,800	-1.4%	54,286	1.4%	54,286	1.4%
05/2009	12,400	-10.1%	49,324	-9.1%	49,324	-9.1%
06/2009	12,400	0.0%	45,237	-8.3%	45,237	-8.3%
07/2009	11,100	-10.5%	44,035	-2.7%	44,035	-2.7%
08/2009	11,900	7.2%	43,581	-1.0%	43,581	-1.0%
09/2009	9,700	-18.5%	37,081	-14.9%	37,081	-14.9%
10/2009	9,700	0.0%	38,713	4.4%	38,713	4.4%
11/2009	12,000	23.7%	46,600	20.4%	46,600	20.4%
12/2009	11,900	-0.8%	49,300	5.8%	49,300	5.8%

Data source: ARCOS (2006-2014) and Defendant Distribution Data (Walgreens 1/2006 - 3/2014)

Walgreens # 01054 (7/1996 to 12/2017)
DEA: BW0171114
3398 Mission St
San Francisco, CA 94110

Walgreen Co Hydrocodone Shipments to Walgreens # 01054

	Dosage Units		MME		Drug Base Weight in mg	
Date	Walgreens	% Change	Walgreens	% Change	Walgreens	% Change
01/2010	10,900	-8.4%	42,681	-13.4%	42,681	-13.4%
02/2010	12,200	11.9%	47,978	12.4%	47,978	12.4%
03/2010	11,700	-4.1%	47,524	-0.9%	47,524	-0.9%
04/2010	14,900	27.4%	60,221	26.7%	60,221	26.7%
05/2010	11,800	-20.8%	48,113	-20.1%	48,113	-20.1%
06/2010	10,000	-15.3%	41,151	-14.5%	41,151	-14.5%
07/2010	11,500	15.0%	48,854	18.7%	48,854	18.7%
08/2010	11,700	1.7%	48,718	-0.3%	48,718	-0.3%
09/2010	13,200	12.8%	54,875	12.6%	54,875	12.6%
10/2010	11,100	-15.9%	45,221	-17.6%	45,221	-17.6%
11/2010	11,700	5.4%	49,300	9.0%	49,300	9.0%
12/2010	14,000	19.7%	58,724	19.1%	58,724	19.1%
01/2011	13,000	-7.1%	54,167	-7.8%	54,167	-7.8%
02/2011	10,400	-20.0%	44,440	-18.0%	44,440	-18.0%
03/2011	14,400	38.5%	62,013	39.5%	62,013	39.5%
04/2011	15,000	4.2%	66,132	6.6%	66,132	6.6%
05/2011	14,700	-2.0%	61,448	-7.1%	61,448	-7.1%
06/2011	14,500	-1.4%	62,348	1.5%	62,348	1.5%
07/2011	10,900	-24.8%	45,102	-27.7%	45,102	-27.7%
08/2011	12,100	11.0%	51,754	14.7%	51,754	14.7%
09/2011	13,000	7.4%	56,286	8.8%	56,286	8.8%
10/2011	14,000	7.7%	61,281	8.9%	61,281	8.9%
11/2011	11,700	-16.4%	51,005	-16.8%	51,005	-16.8%
12/2011	15,200	29.9%	62,929	23.4%	62,929	23.4%

Data source: ARCOS (2006-2014) and Defendant Distribution Data (Walgreens 1/2006 - 3/2014)

Walgreens # 01054 (7/1996 to 12/2017)
DEA: BW0171114
3398 Mission St
San Francisco, CA 94110

Walgreen Co Hydrocodone Shipments to Walgreens # 01054

	Dosage Units		MME		Drug Base Weight in mg	
Date	Walgreens	% Change	Walgreens	% Change	Walgreens	% Change
01/2012	11,700	-23.0%	51,578	-18.0%	51,578	-18.0%
02/2012	10,500	-10.3%	43,429	-15.8%	43,429	-15.8%
03/2012	13,330	27.0%	58,623	35.0%	58,623	35.0%
04/2012	12,900	-3.2%	56,875	-3.0%	56,875	-3.0%
05/2012	14,400	11.6%	60,986	7.2%	60,986	7.2%
06/2012	9,100	-36.8%	38,462	-36.9%	38,462	-36.9%
07/2012	12,200	34.1%	49,814	29.5%	49,814	29.5%
08/2012	14,400	18.0%	63,248	27.0%	63,248	27.0%
09/2012	6,400	-55.6%	26,454	-58.2%	26,454	-58.2%
10/2012	13,200	106.3%	54,789	107.1%	54,789	107.1%
11/2012	13,500	2.3%	56,421	3.0%	56,421	3.0%
12/2012	13,200	-2.2%	52,637	-6.7%	52,637	-6.7%
01/2013	11,700	-11.4%	47,802	-9.2%	47,802	-9.2%
02/2013	9,000	-23.1%	37,781	-21.0%	37,781	-21.0%
03/2013	11,700	30.0%	52,789	39.7%	52,789	39.7%
04/2013	10,800	-7.7%	48,191	-8.7%	48,191	-8.7%
05/2013	11,600	7.4%	51,259	6.4%	51,259	6.4%
06/2013	13,100	12.9%	62,324	21.6%	62,324	21.6%
07/2013	9,500	-27.5%	39,470	-36.7%	39,470	-36.7%
08/2013	12,500	31.6%	55,059	39.5%	55,059	39.5%
09/2013	9,800	-21.6%	42,681	-22.5%	42,681	-22.5%
10/2013	11,000	12.2%	47,373	11.0%	47,373	11.0%
11/2013	9,500	-13.6%	41,773	-11.8%	41,773	-11.8%
12/2013	11,100	16.8%	48,432	15.9%	48,432	15.9%

Data source: ARCOS (2006-2014) and Defendant Distribution Data (Walgreens 1/2006 - 3/2014)

Walgreen Co Hydrocodone Shipments to Walgreens # 01054

	Dosage Units		MME		Drug Base Weight in mg	
Date	Walgreens	% Change	Walgreens	% Change	Walgreens	% Change
01/2014	9,000	-18.9%	41,159	-15.0%	41,159	-15.0%
02/2014	9,500	5.6%	41,319	0.4%	41,319	0.4%
03/2014	2,400	-74.7%	10,443	-74.7%	10,443	-74.7%
04/2014	0	-100.0%	0	-100.0%	0	-100.0%
05/2014	0	n/a	0	n/a	0	n/a
06/2014	0	n/a	0	n/a	0	n/a
07/2014	0	n/a	0	n/a	0	n/a
08/2014	0	n/a	0	n/a	0	n/a
09/2014	0	n/a	0	n/a	0	n/a
10/2014	0	n/a	0	n/a	0	n/a
11/2014	0	n/a	0	n/a	0	n/a
12/2014	0	n/a	0	n/a	0	n/a
01/2015	0	n/a	0	n/a	0	n/a
02/2015	0	n/a	0	n/a	0	n/a
03/2015	0	n/a	0	n/a	0	n/a
04/2015	0	n/a	0	n/a	0	n/a
05/2015	0	n/a	0	n/a	0	n/a
06/2015	0	n/a	0	n/a	0	n/a
07/2015	0	n/a	0	n/a	0	n/a
08/2015	0	n/a	0	n/a	0	n/a
09/2015	0	n/a	0	n/a	0	n/a
10/2015	0	n/a	0	n/a	0	n/a
11/2015	0	n/a	0	n/a	0	n/a
12/2015	0	n/a	0	n/a	0	n/a

Data source: ARCOS (2006-2014) and Defendant Distribution Data (Walgreens 1/2006 - 3/2014)

Walgreens # 01054 (7/1996 to 12/2017)
DEA: BW0171114
3398 Mission St
San Francisco, CA 94110

Walgreen Co Hydrocodone Shipments to Walgreens # 01054

	Dosage Units		MME		Drug Base Weight in mg	
Date	Walgreens	% Change	Walgreens	% Change	Walgreens	% Change
1996	0		0		0	
1997	0	n/a	0	n/a	0	n/a
1998	0	n/a	0	n/a	0	n/a
1999	0	n/a	0	n/a	0	n/a
2000	0	n/a	0	n/a	0	n/a
2001	0	n/a	0	n/a	0	n/a
2002	0	n/a	0	n/a	0	n/a
2003	0	n/a	0	n/a	0	n/a
2004	0	n/a	0	n/a	0	n/a
2005	0	n/a	0	n/a	0	n/a
2006	134,700	n/a	517,460	n/a	517,460	n/a
2007	143,500	6.5%	558,794	8.0%	558,794	8.0%
2008	146,200	1.9%	546,003	-2.3%	546,003	-2.3%
2009	140,300	-4.0%	544,027	-0.4%	544,027	-0.4%
2010	144,700	3.1%	593,359	9.1%	593,359	9.1%
2011	158,900	9.8%	678,904	14.4%	678,904	14.4%
2012	144,830	-8.9%	613,316	-9.7%	613,316	-9.7%
2013	131,300	-9.3%	574,932	-6.3%	574,932	-6.3%
2014	20,900	-84.1%	92,921	-83.8%	92,921	-83.8%
2015	0	-100.0%	0	-100.0%	0	-100.0%
2016	0	n/a	0	n/a	0	n/a
2017	0	n/a	0	n/a	0	n/a
2018	0	n/a	0	n/a	0	n/a
2019	0	n/a	0	n/a	0	n/a
Total	**1,165,330**		**4,719,716**		**4,719,716**	

Data source: ARCOS (2006-2014) and Defendant Distribution Data (Walgreens 1/2006 - 3/2014)

Walgreens # 01054 (7/1996 to 12/2017)
DEA: BW0171114
3398 Mission St
San Francisco, CA 94110

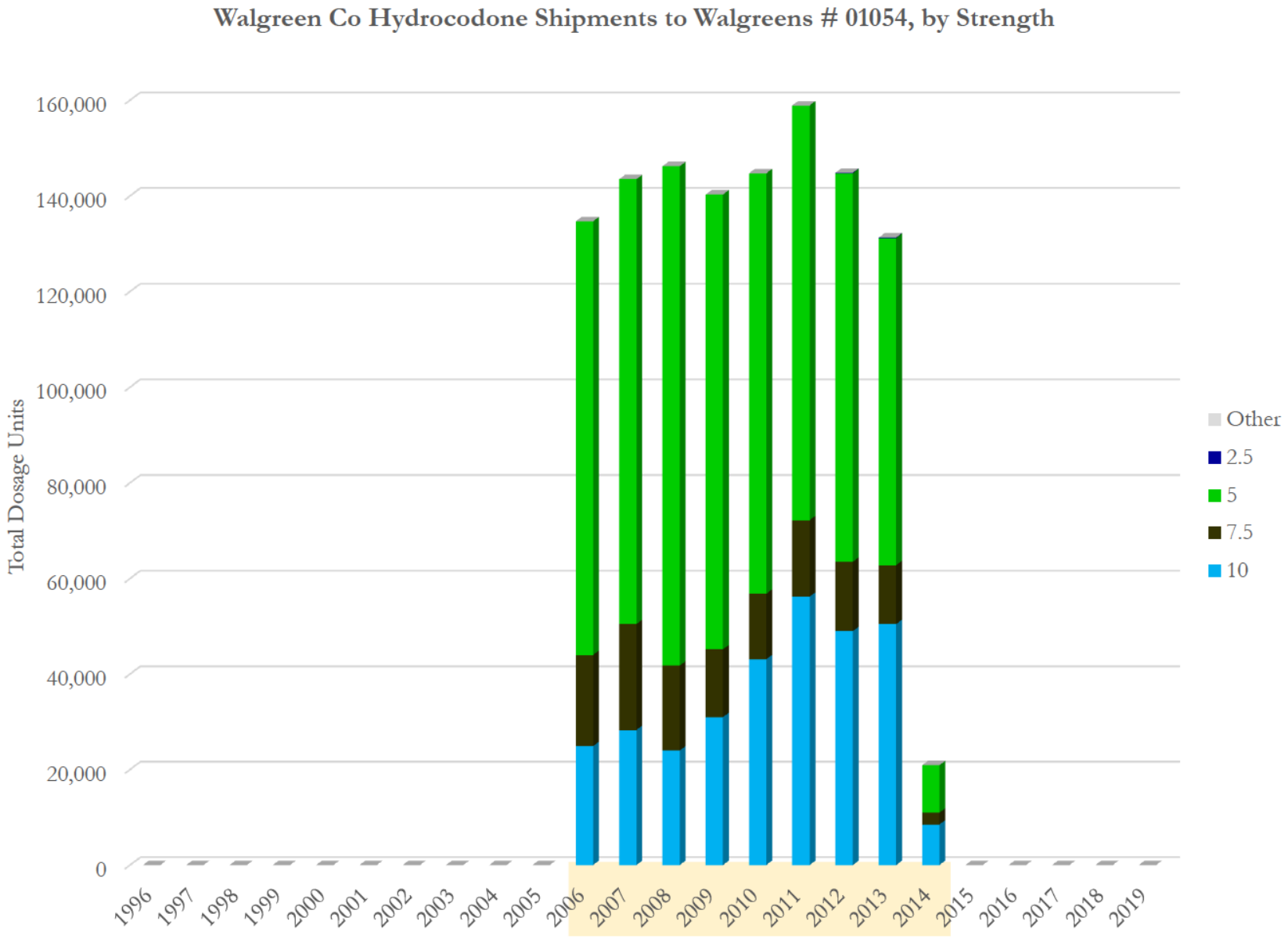

Data source: ARCOS (2006-2014) and Defendant Distribution Data (Walgreens 1/2006 - 3/2014)

Walgreens # 01054 (7/1996 to 12/2017)
DEA: BW0171114
3398 Mission St
San Francisco, CA 94110

Walgreen Co Hydrocodone Shipments to Walgreens # 01054, by Strength

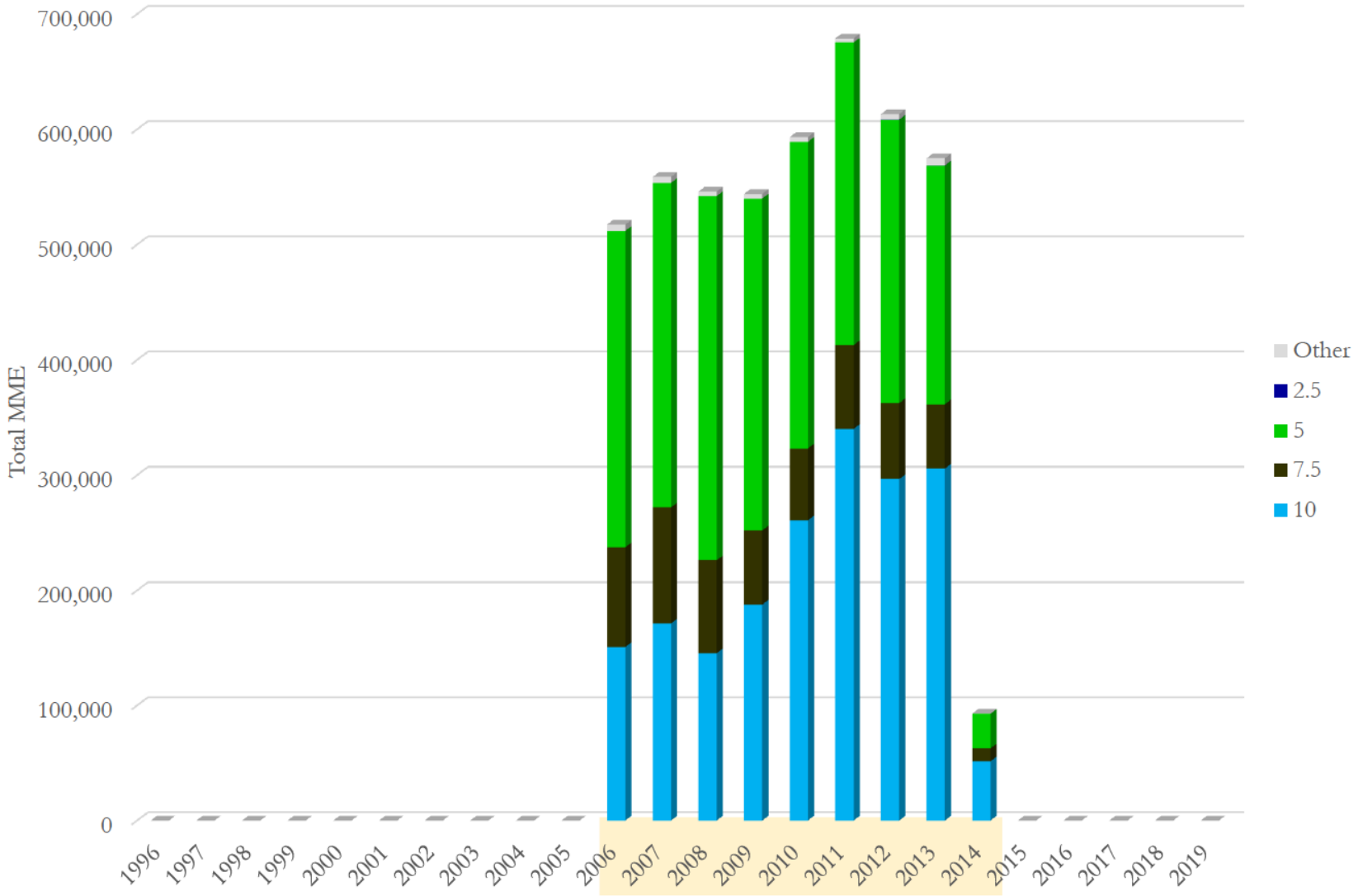

Data source: ARCOS (2006-2014) and Defendant Distribution Data (Walgreens 1/2006 - 3/2014)

Walgreens # 01054 (7/1996 to 12/2017)
DEA: BW0171114
3398 Mission St
San Francisco, CA 94110

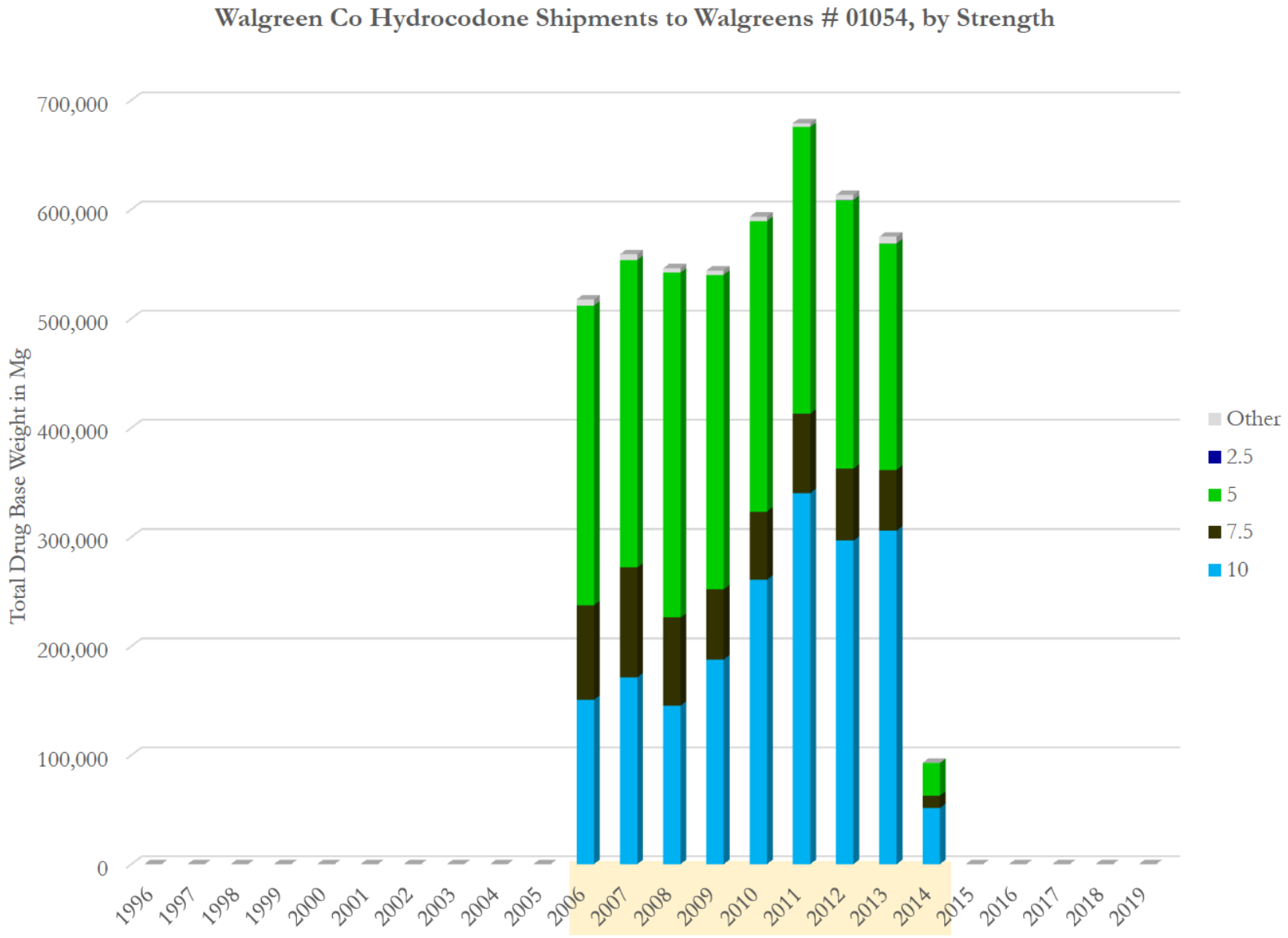

Data source: ARCOS (2006-2014) and Defendant Distribution Data (Walgreens 1/2006 - 3/2014)

Walgreens # 01054 (7/1996 to 12/2017)
DEA: BW0171114
3398 Mission St
San Francisco, CA 94110

Walgreen Co Hydrocodone Shipments to Walgreens # 01054, by Strength
(Total Dosage Units)

Strength Year\	10	7.5	5	2.5	Other	Total	Avg. Str
1996	0	0	0	0	0	**0**	
1997	0	0	0	0	0	**0**	
1998	0	0	0	0	0	**0**	
1999	0	0	0	0	0	**0**	
2000	0	0	0	0	0	**0**	
2001	0	0	0	0	0	**0**	
2002	0	0	0	0	0	**0**	
2003	0	0	0	0	0	**0**	
2004	0	0	0	0	0	**0**	
2005	0	0	0	0	0	**0**	
2006	24,900	19,100	90,700	0	0	**134,700**	6.28
2007	28,300	22,200	93,000	0	0	**143,500**	6.37
2008	24,000	17,800	104,400	0	0	**146,200**	6.13
2009	31,000	14,200	95,100	0	0	**140,300**	6.36
2010	43,100	13,700	87,900	0	0	**144,700**	6.73
2011	56,200	16,000	86,700	0	0	**158,900**	7.02
2012	49,000	14,500	81,230	100	0	**144,830**	6.94
2013	50,500	12,300	68,400	100	0	**131,300**	7.16
2014	8,500	2,500	9,900	0	0	**20,900**	7.33
2015	0	0	0	0	0	**0**	
2016	0	0	0	0	0	**0**	
2017	0	0	0	0	0	**0**	
2018	0	0	0	0	0	**0**	
2019	0	0	0	0	0	**0**	
Total	**315,500**	**132,300**	**717,330**	**200**	**0**	**1,165,330**	6.64

Data source: ARCOS (2006-2014) and Defendant Distribution Data (Walgreens 1/2006 - 3/2014)

Walgreens # 01054 (7/1996 to 12/2017)
DEA: BW0171114
3398 Mission St
San Francisco, CA 94110

Walgreen Co Hydrocodone Shipments to Walgreens # 01054, by Strength (Total MME)

Strength / Year\	10	7.5	5	2.5	Other	Total	Avg. Str
1996	0	0	0	0	0	**0**	
1997	0	0	0	0	0	**0**	
1998	0	0	0	0	0	**0**	
1999	0	0	0	0	0	**0**	
2000	0	0	0	0	0	**0**	
2001	0	0	0	0	0	**0**	
2002	0	0	0	0	0	**0**	
2003	0	0	0	0	0	**0**	
2004	0	0	0	0	0	**0**	
2005	0	0	0	0	0	**0**	
2006	150,745	86,724	274,549	0	5,443	**517,460**	6.28
2007	171,328	100,799	281,511	0	5,156	**558,794**	6.37
2008	145,296	80,821	316,019	0	3,867	**546,003**	6.13
2009	187,674	64,475	287,868	0	4,010	**544,027**	6.36
2010	260,927	62,205	266,073	0	4,154	**593,359**	6.73
2011	340,235	72,648	262,441	0	3,581	**678,904**	7.02
2012	296,646	65,837	245,883	151	4,798	**613,316**	6.94
2013	305,727	55,848	207,047	151	6,159	**574,932**	7.16
2014	51,459	11,351	29,967	0	143	**92,921**	7.33
2015	0	0	0	0	0	**0**	
2016	0	0	0	0	0	**0**	
2017	0	0	0	0	0	**0**	
2018	0	0	0	0	0	**0**	
2019	0	0	0	0	0	**0**	
Total	**1,910,037**	**600,708**	**2,171,358**	**303**	**37,311**	**4,719,716**	6.64

Data source: ARCOS (2006-2014) and Defendant Distribution Data (Walgreens 1/2006 - 3/2014)

Walgreens # 01054 (7/1996 to 12/2017)
DEA: BW0171114
3398 Mission St
San Francisco, CA 94110

Walgreen Co Hydrocodone Shipments to Walgreens # 01054, by Strength
(Total Drug Base Weight in Milligram)

Strength Year\	10	7.5	5	2.5	Other	Total	Avg. Str
1996	0	0	0	0	0	**0**	
1997	0	0	0	0	0	**0**	
1998	0	0	0	0	0	**0**	
1999	0	0	0	0	0	**0**	
2000	0	0	0	0	0	**0**	
2001	0	0	0	0	0	**0**	
2002	0	0	0	0	0	**0**	
2003	0	0	0	0	0	**0**	
2004	0	0	0	0	0	**0**	
2005	0	0	0	0	0	**0**	
2006	150,745	86,724	274,549	0	5,443	**517,460**	6.28
2007	171,328	100,799	281,511	0	5,156	**558,794**	6.37
2008	145,296	80,821	316,019	0	3,867	**546,003**	6.13
2009	187,674	64,475	287,868	0	4,010	**544,027**	6.36
2010	260,927	62,205	266,073	0	4,154	**593,359**	6.73
2011	340,235	72,648	262,441	0	3,581	**678,904**	7.02
2012	296,646	65,837	245,883	151	4,798	**613,316**	6.94
2013	305,727	55,848	207,047	151	6,159	**574,932**	7.16
2014	51,459	11,351	29,967	0	143	**92,921**	7.33
2015	0	0	0	0	0	**0**	
2016	0	0	0	0	0	**0**	
2017	0	0	0	0	0	**0**	
2018	0	0	0	0	0	**0**	
2019	0	0	0	0	0	**0**	
Total	**1,910,037**	**600,708**	**2,171,358**	**303**	**37,311**	**4,719,716**	6.64

Data source: ARCOS (2006-2014) and Defendant Distribution Data (Walgreens 1/2006 - 3/2014)

Walgreens # 04609 (9/1999 to 1/2018)
DEA: BW6407503
1301 Market Street
San Francisco, CA 94103

Walgreen Co Oxycodone Shipments to Walgreens # 04609

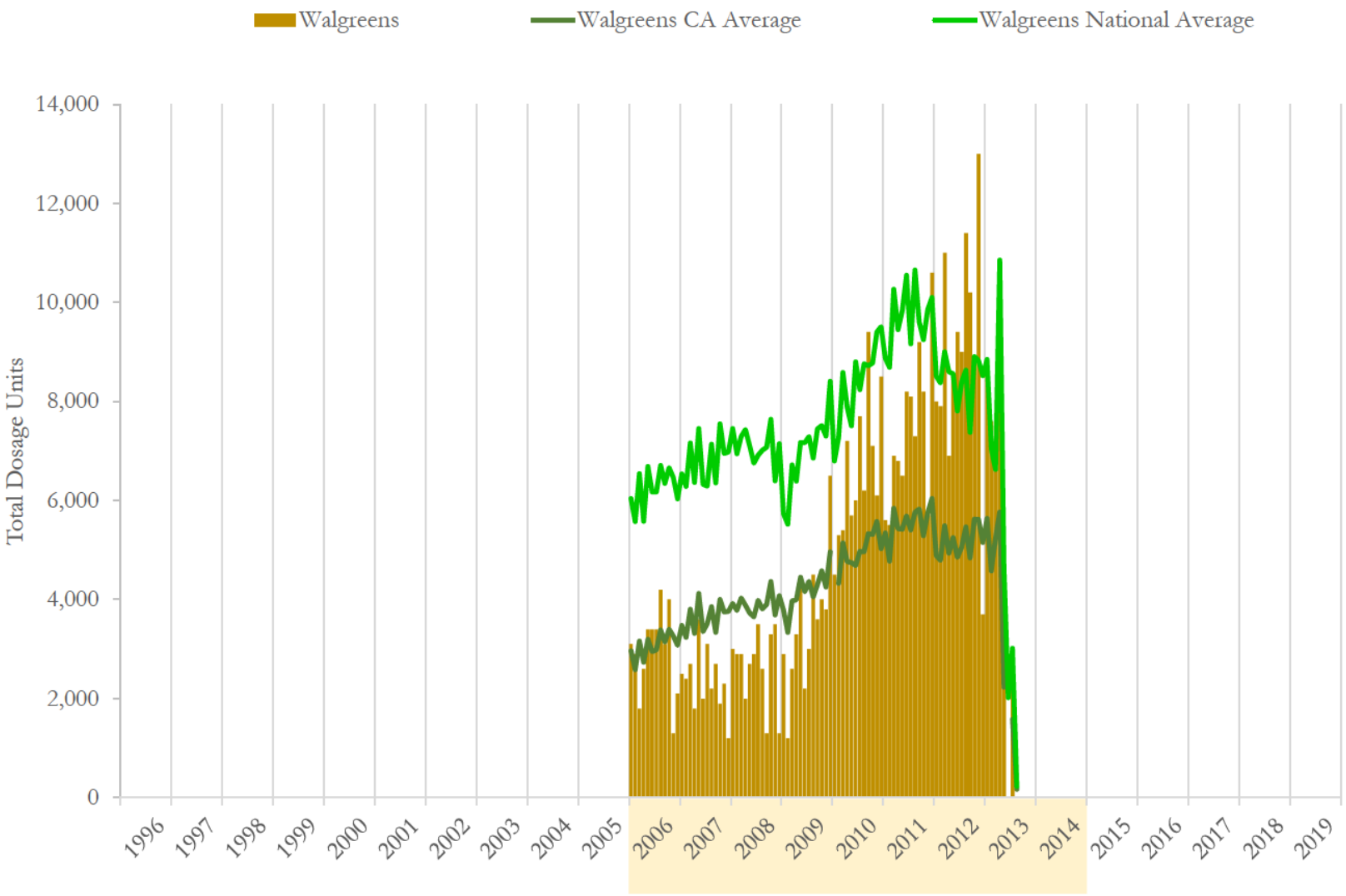

National and state averages reflect oxycodone shipped from Walgreen Co to all active pharmacies each month.
Data source: ARCOS (2006-2014) and Defendant Distribution Data (Walgreens 1/2006 - 3/2014)

Walgreens # 04609 (9/1999 to 1/2018)
DEA: BW6407503
1301 Market Street
San Francisco, CA 94103

Walgreen Co Oxycodone Shipments to Walgreens # 04609

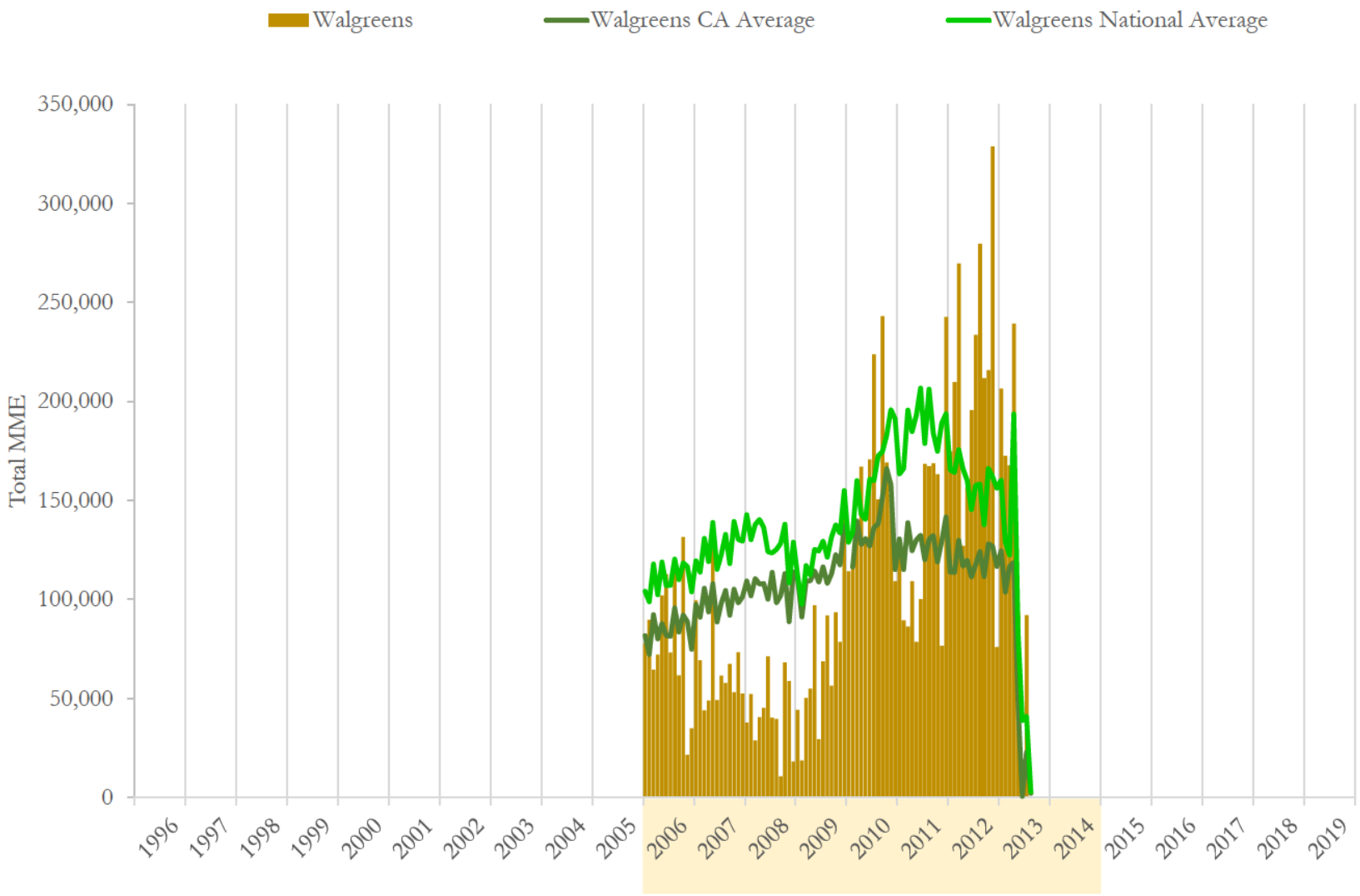

National and state averages reflect oxycodone shipped from Walgreen Co to all active pharmacies each month.
Data source: ARCOS (2006-2014) and Defendant Distribution Data (Walgreens 1/2006 - 3/2014)

Walgreens # 04609 (9/1999 to 1/2018)
DEA: BW6407503
1301 Market Street
San Francisco, CA 94103

Walgreen Co Oxycodone Shipments to Walgreens # 04609

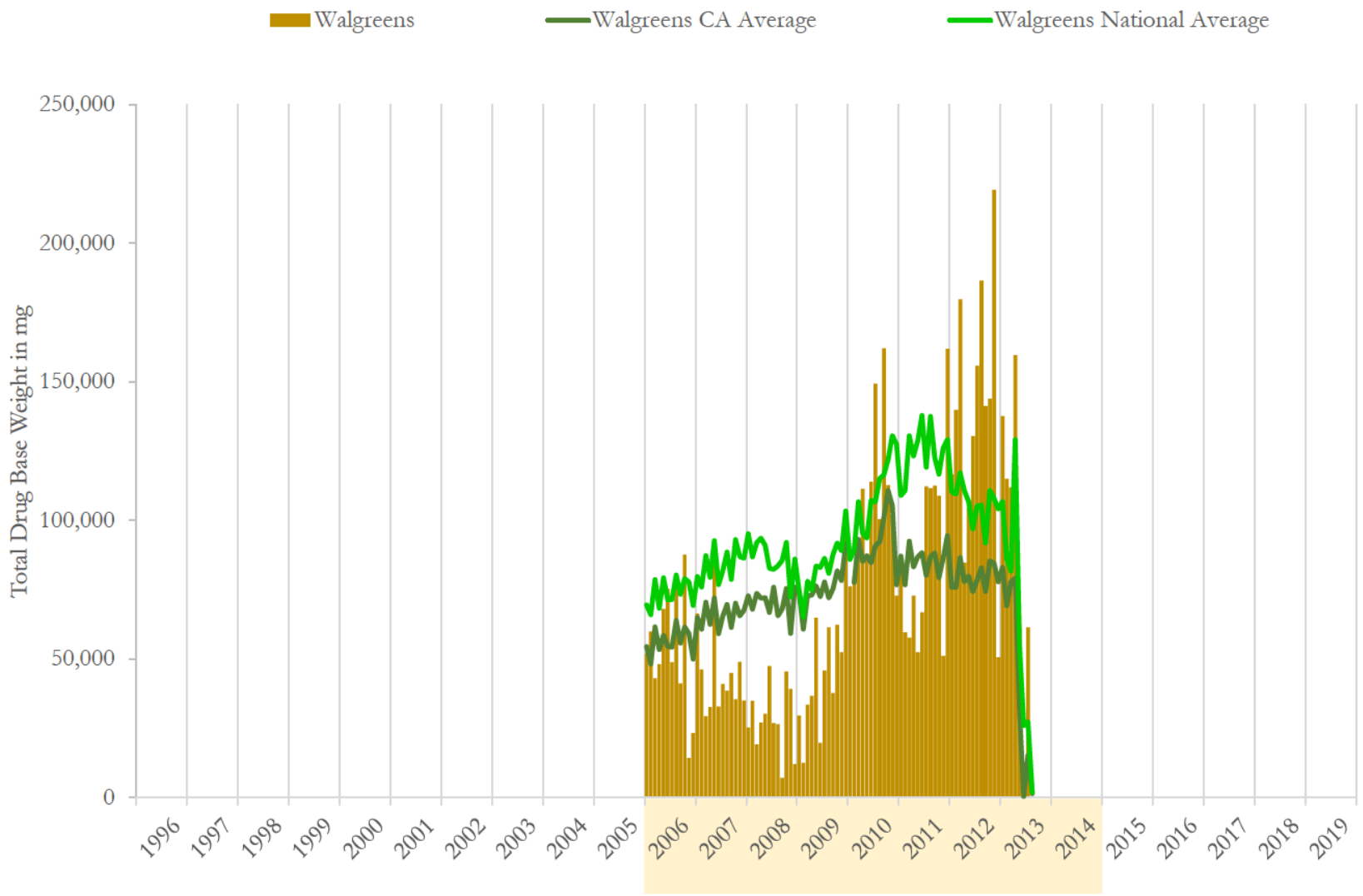

National and state averages reflect oxycodone shipped from Walgreen Co to all active pharmacies each month.
Data source: ARCOS (2006-2014) and Defendant Distribution Data (Walgreens 1/2006 - 3/2014)

Walgreens # 04609 (9/1999 to 1/2018)
DEA: BW6407503
1301 Market Street
San Francisco, CA 94103

Walgreen Co Oxycodone Shipments to Walgreens # 04609

	Dosage Units		MME		Drug Base Weight in mg	
Date	Walgreens	% Change	Walgreens	% Change	Walgreens	% Change
01/2006	3,100	n/a	77,928	n/a	51,952	n/a
02/2006	2,900	-6.5%	89,762	15.2%	59,841	15.2%
03/2006	1,800	-37.9%	64,548	-28.1%	43,032	-28.1%
04/2006	2,600	44.4%	72,213	11.9%	48,142	11.9%
05/2006	3,400	30.8%	102,067	41.3%	68,044	41.3%
06/2006	3,400	0.0%	112,892	10.6%	75,261	10.6%
07/2006	3,400	0.0%	73,289	-35.1%	48,859	-35.1%
08/2006	4,200	23.5%	119,683	63.3%	79,789	63.3%
09/2006	3,100	-26.2%	61,724	-48.4%	41,149	-48.4%
10/2006	4,000	29.0%	131,449	113.0%	87,633	113.0%
11/2006	1,300	-67.5%	21,516	-83.6%	14,344	-83.6%
12/2006	2,100	61.5%	34,964	62.5%	23,309	62.5%
01/2007	2,500	19.0%	99,511	184.6%	66,341	184.6%
02/2007	2,400	-4.0%	69,302	-30.4%	46,201	-30.4%
03/2007	2,700	12.5%	44,088	-36.4%	29,392	-36.4%
04/2007	1,800	-33.3%	49,016	11.2%	32,677	11.2%
05/2007	3,600	100.0%	125,694	156.4%	83,796	156.4%
06/2007	2,000	-44.4%	49,224	-60.8%	32,816	-60.8%
07/2007	3,100	55.0%	61,569	25.1%	41,046	25.1%
08/2007	2,200	-29.0%	57,871	-6.0%	38,581	-6.0%
09/2007	2,700	22.7%	67,425	16.5%	44,950	16.5%
10/2007	1,900	-29.6%	53,212	-21.1%	35,474	-21.1%
11/2007	2,300	21.1%	73,336	37.8%	48,891	37.8%
12/2007	1,200	-47.8%	52,539	-28.4%	35,026	-28.4%

Data source: ARCOS (2006-2014) and Defendant Distribution Data (Walgreens 1/2006 - 3/2014)

Walgreens # 04609 (9/1999 to 1/2018)
DEA: BW6407503
1301 Market Street
San Francisco, CA 94103

Walgreen Co Oxycodone Shipments to Walgreens # 04609

	Dosage Units		MME		Drug Base Weight in mg	
Date	Walgreens	% Change	Walgreens	% Change	Walgreens	% Change
01/2008	3,000	150.0%	37,921	-27.8%	25,281	-27.8%
02/2008	2,900	-3.3%	52,290	37.9%	34,860	37.9%
03/2008	2,900	0.0%	28,804	-44.9%	19,203	-44.9%
04/2008	2,000	-31.0%	40,624	41.0%	27,083	41.0%
05/2008	2,700	35.0%	45,331	11.6%	30,221	11.6%
06/2008	2,900	7.4%	71,272	57.2%	47,514	57.2%
07/2008	3,500	20.7%	40,342	-43.4%	26,895	-43.4%
08/2008	2,600	-25.7%	39,670	-1.7%	26,447	-1.7%
09/2008	1,300	-50.0%	10,758	-72.9%	7,172	-72.9%
10/2008	3,300	153.8%	68,246	534.4%	45,497	534.4%
11/2008	3,500	6.1%	58,833	-13.8%	39,222	-13.8%
12/2008	1,300	-62.9%	18,154	-69.1%	12,103	-69.1%
01/2009	2,900	123.1%	44,377	144.4%	29,585	144.4%
02/2009	1,200	-58.6%	18,827	-57.6%	12,551	-57.6%
03/2009	2,600	116.7%	50,361	167.5%	33,574	167.5%
04/2009	3,300	26.9%	55,068	9.3%	36,712	9.3%
05/2009	4,300	30.3%	97,158	76.4%	64,772	76.4%
06/2009	2,200	-48.8%	29,517	-69.6%	19,678	-69.6%
07/2009	3,000	36.4%	68,851	133.3%	45,901	133.3%
08/2009	4,500	50.0%	92,048	33.7%	61,365	33.7%
09/2009	3,600	-20.0%	56,480	-38.6%	37,653	-38.6%
10/2009	4,000	11.1%	93,460	65.5%	62,307	65.5%
11/2009	3,800	-5.0%	78,668	-15.8%	52,445	-15.8%
12/2009	6,500	71.1%	145,569	85.0%	97,046	85.0%

Data source: ARCOS (2006-2014) and Defendant Distribution Data (Walgreens 1/2006 - 3/2014)

Walgreens # 04609 (9/1999 to 1/2018)
DEA: BW6407503
1301 Market Street
San Francisco, CA 94103

Walgreen Co Oxycodone Shipments to Walgreens # 04609

	Dosage Units		MME		Drug Base Weight in mg	
Date	Walgreens	% Change	Walgreens	% Change	Walgreens	% Change
01/2010	4,500	-30.8%	114,304	-21.5%	76,203	-21.5%
02/2010	5,300	17.8%	117,666	2.9%	78,444	2.9%
03/2010	5,400	1.9%	134,811	14.6%	89,874	14.6%
04/2010	7,200	33.3%	167,085	23.9%	111,390	23.9%
05/2010	5,700	-20.8%	131,786	-21.1%	87,857	-21.1%
06/2010	6,000	5.3%	170,783	29.6%	113,856	29.6%
07/2010	7,700	28.3%	223,901	31.1%	149,267	31.1%
08/2010	6,200	-19.5%	150,612	-32.7%	100,408	-32.7%
09/2010	9,400	51.6%	243,064	61.4%	162,042	61.4%
10/2010	7,100	-24.5%	169,102	-30.4%	112,735	-30.4%
11/2010	6,100	-14.1%	152,965	-9.5%	101,977	-9.5%
12/2010	8,500	39.3%	109,194	-28.6%	72,796	-28.6%
01/2011	5,600	-34.1%	126,407	15.8%	84,271	15.8%
02/2011	5,500	-1.8%	89,426	-29.3%	59,617	-29.3%
03/2011	6,900	25.5%	86,400	-3.4%	57,600	-3.4%
04/2011	6,800	-1.4%	109,261	26.5%	72,841	26.5%
05/2011	6,500	-4.4%	78,668	-28.0%	52,445	-28.0%
06/2011	8,200	26.2%	100,184	27.4%	66,789	27.4%
07/2011	8,100	-1.2%	168,430	68.1%	112,287	68.1%
08/2011	7,300	-9.9%	167,354	-0.6%	111,569	-0.6%
09/2011	9,200	26.0%	168,766	0.8%	112,511	0.8%
10/2011	8,200	-10.9%	163,320	-3.2%	108,880	-3.2%
11/2011	5,700	-30.5%	76,651	-53.1%	51,101	-53.1%
12/2011	10,600	86.0%	242,727	216.7%	161,818	216.7%

Data source: ARCOS (2006-2014) and Defendant Distribution Data (Walgreens 1/2006 - 3/2014)

Walgreen Co Oxycodone Shipments to Walgreens # 04609

	Dosage Units		MME		Drug Base Weight in mg	
Date	Walgreens	% Change	Walgreens	% Change	Walgreens	% Change
01/2012	8,000	-24.5%	174,818	-28.0%	116,545	-28.0%
02/2012	7,900	-1.3%	209,759	20.0%	139,839	20.0%
03/2012	11,000	39.2%	269,622	28.5%	179,748	28.5%
04/2012	6,900	-37.3%	127,079	-52.9%	84,719	-52.9%
05/2012	8,500	23.2%	156,641	23.3%	104,428	23.3%
06/2012	9,400	10.6%	195,661	24.9%	130,441	24.9%
07/2012	9,000	-4.3%	233,650	19.4%	155,767	19.4%
08/2012	11,400	26.7%	279,686	19.7%	186,457	19.7%
09/2012	10,200	-10.5%	211,798	-24.3%	141,199	-24.3%
10/2012	8,900	-12.7%	215,832	1.9%	143,888	1.9%
11/2012	13,000	46.1%	328,791	52.3%	219,194	52.3%
12/2012	3,700	-71.5%	75,978	-76.9%	50,652	-76.9%
01/2013	8,800	137.8%	206,419	171.7%	137,613	171.7%
02/2013	7,600	-13.6%	172,464	-16.4%	114,976	-16.4%
03/2013	7,200	-5.3%	167,758	-2.7%	111,838	-2.7%
04/2013	10,000	38.9%	239,366	42.7%	159,577	42.7%
05/2013	3,100	-69.0%	93,796	-60.8%	62,531	-60.8%
06/2013	0	-100.0%	0	-100.0%	0	-100.0%
07/2013	3,000	n/a	92,115	n/a	61,410	n/a
08/2013	0	-100.0%	0	-100.0%	0	-100.0%
09/2013	0	n/a	0	n/a	0	n/a
10/2013	0	n/a	0	n/a	0	n/a
11/2013	0	n/a	0	n/a	0	n/a
12/2013	0	n/a	0	n/a	0	n/a

Data source: ARCOS (2006-2014) and Defendant Distribution Data (Walgreens 1/2006 - 3/2014)

Walgreens # 04609 (9/1999 to 1/2018)
DEA: BW6407503
1301 Market Street
San Francisco, CA 94103

Walgreen Co Oxycodone Shipments to Walgreens # 04609

	Dosage Units		MME		Drug Base Weight in mg	
Date	Walgreens	% Change	Walgreens	% Change	Walgreens	% Change
1996	0		0		0	
1997	0	n/a	0	n/a	0	n/a
1998	0	n/a	0	n/a	0	n/a
1999	0	n/a	0	n/a	0	n/a
2000	0	n/a	0	n/a	0	n/a
2001	0	n/a	0	n/a	0	n/a
2002	0	n/a	0	n/a	0	n/a
2003	0	n/a	0	n/a	0	n/a
2004	0	n/a	0	n/a	0	n/a
2005	0	n/a	0	n/a	0	n/a
2006	35,300	n/a	962,034	n/a	641,356	n/a
2007	28,400	-19.5%	802,787	-16.6%	535,191	-16.6%
2008	31,900	12.3%	512,245	-36.2%	341,497	-36.2%
2009	41,900	31.3%	830,383	62.1%	553,589	62.1%
2010	79,100	88.8%	1,885,272	127.0%	1,256,848	127.0%
2011	88,600	12.0%	1,577,593	-16.3%	1,051,729	-16.3%
2012	107,900	21.8%	2,479,316	57.2%	1,652,878	57.2%
2013	39,700	-63.2%	971,918	-60.8%	647,945	-60.8%
2014	0	-100.0%	0	-100.0%	0	-100.0%
2015	0	n/a	0	n/a	0	n/a
2016	0	n/a	0	n/a	0	n/a
2017	0	n/a	0	n/a	0	n/a
2018	0	n/a	0	n/a	0	n/a
2019	0	n/a	0	n/a	0	n/a
Total	**452,800**		**10,021,550**		**6,681,033**	

Data source: ARCOS (2006-2014) and Defendant Distribution Data (Walgreens 1/2006 - 3/2014)

Walgreens # 04609 (9/1999 to 1/2018)
DEA: BW6407503
1301 Market Street
San Francisco, CA 94103

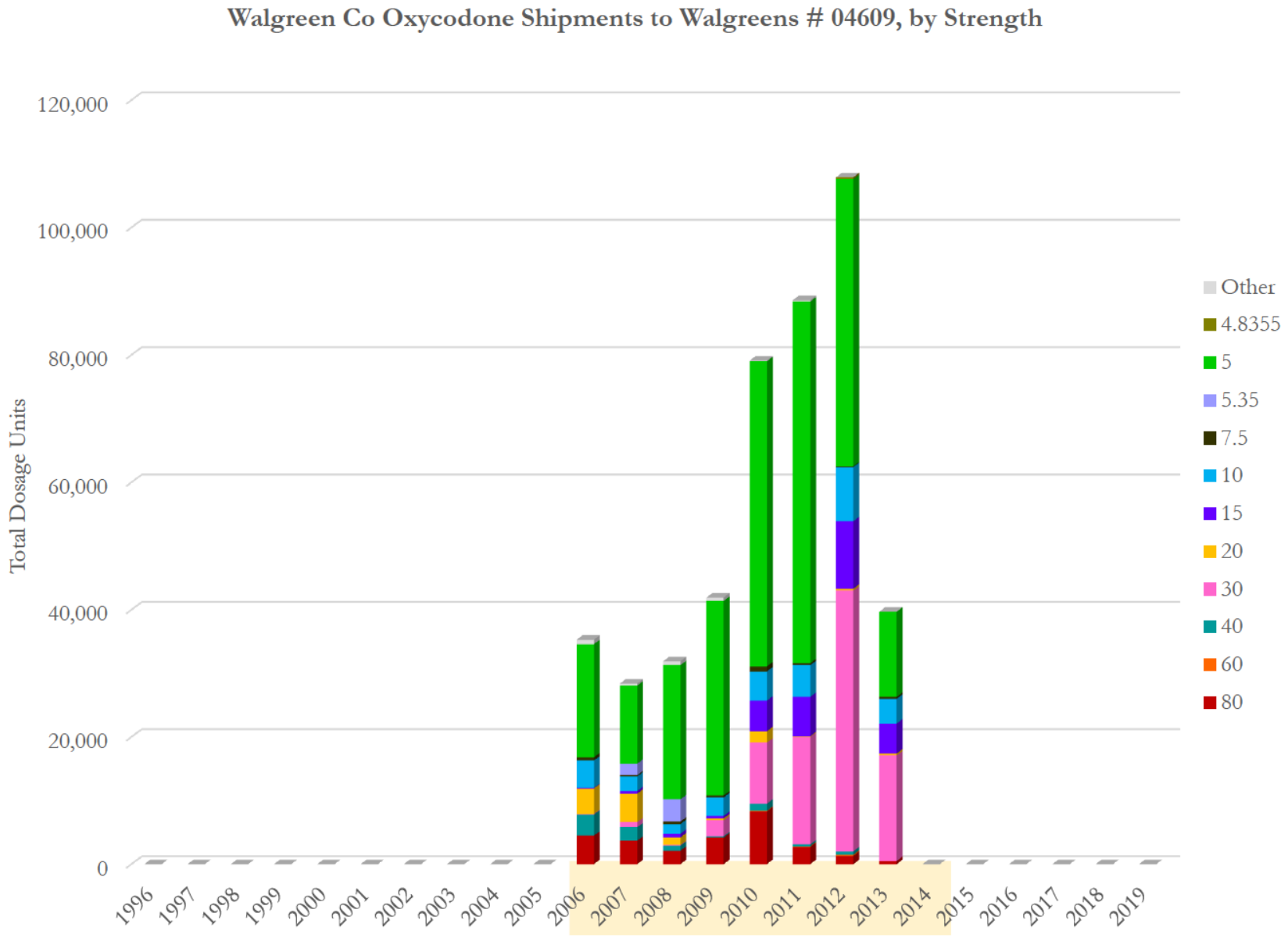

Data source: ARCOS (2006-2014) and Defendant Distribution Data (Walgreens 1/2006 - 3/2014)

Walgreens # 04609 (9/1999 to 1/2018)
DEA: BW6407503
1301 Market Street
San Francisco, CA 94103

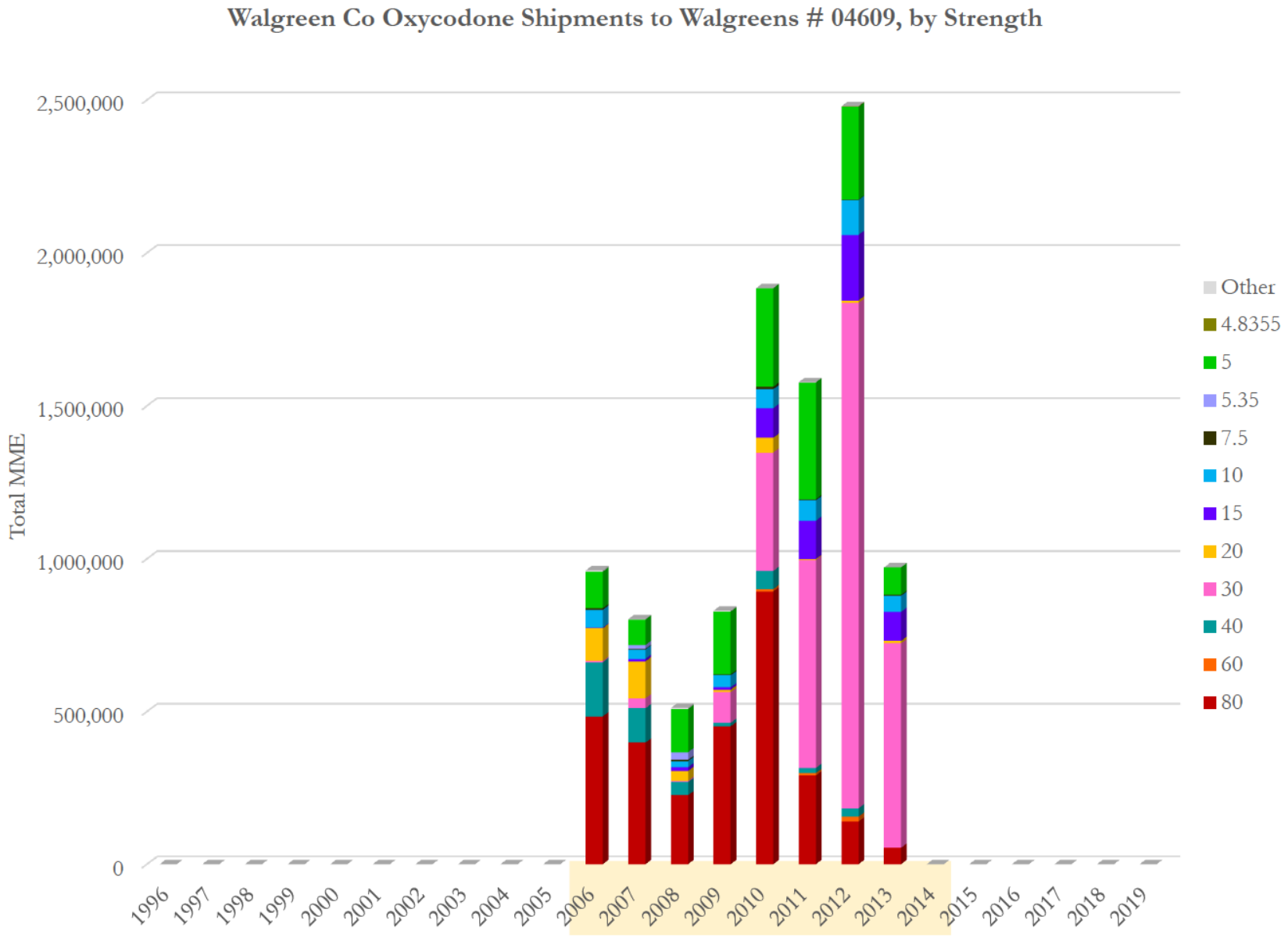

Data source: ARCOS (2006-2014) and Defendant Distribution Data (Walgreens 1/2006 - 3/2014)

Walgreens # 04609 (9/1999 to 1/2018)
DEA: BW6407503
1301 Market Street
San Francisco, CA 94103

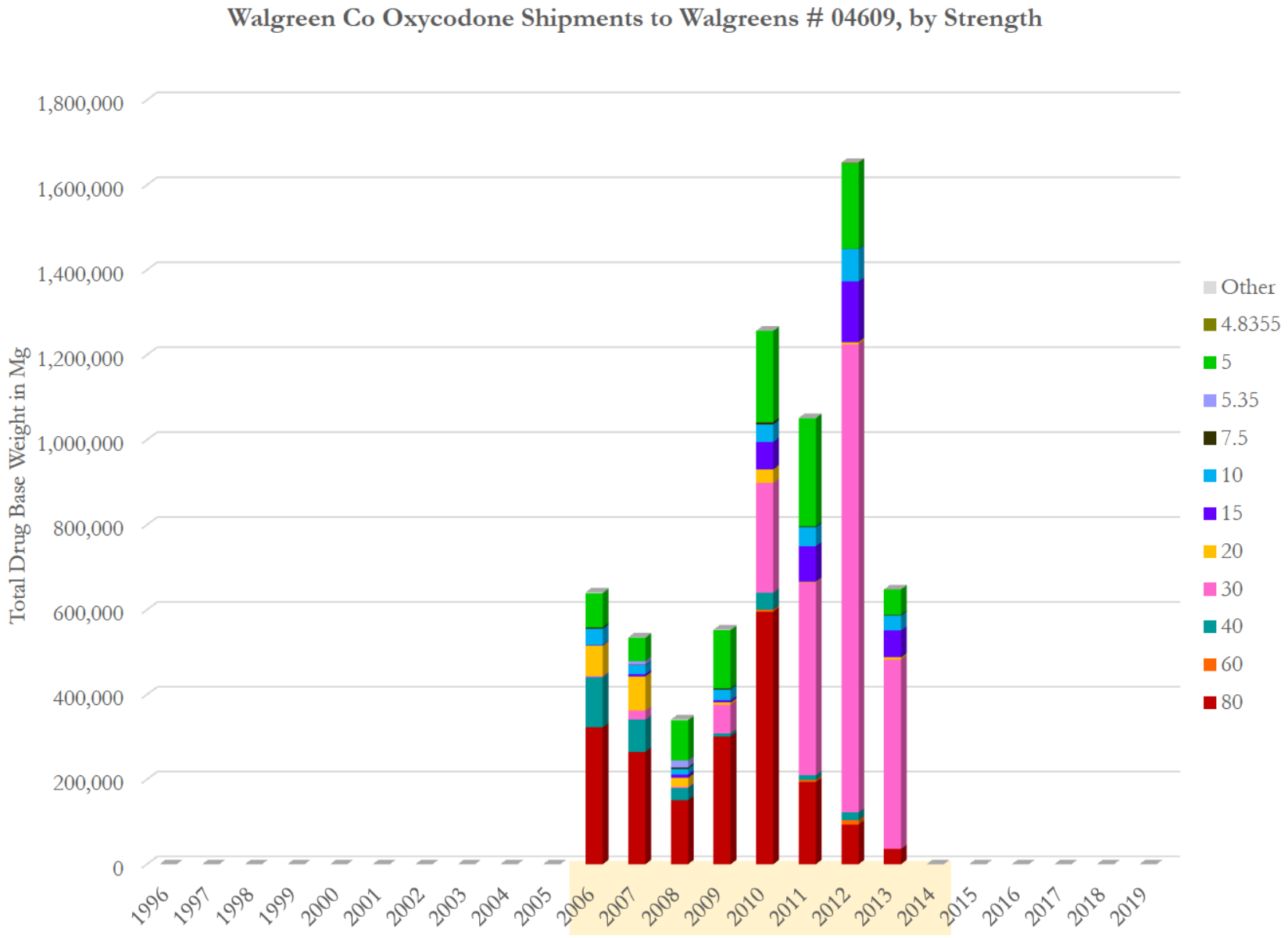

Data source: ARCOS (2006-2014) and Defendant Distribution Data (Walgreens 1/2006 - 3/2014)

Walgreens # 04609 (9/1999 to 1/2018)
DEA: BW6407503
1301 Market Street
San Francisco, CA 94103

Walgreen Co Oxycodone Shipments to Walgreens # 04609, by Strength
(Total Dosage Units)

Strength Year\	80	60	40	30	20	15	10	7.5	5.35	5	4.8355	Other	Total	Avg. Str
1996	0	0	0	0	0	0	0	0	0	0	0	0	**0**	
1997	0	0	0	0	0	0	0	0	0	0	0	0	**0**	
1998	0	0	0	0	0	0	0	0	0	0	0	0	**0**	
1999	0	0	0	0	0	0	0	0	0	0	0	0	**0**	
2000	0	0	0	0	0	0	0	0	0	0	0	0	**0**	
2001	0	0	0	0	0	0	0	0	0	0	0	0	**0**	
2002	0	0	0	0	0	0	0	0	0	0	0	0	**0**	
2003	0	0	0	0	0	0	0	0	0	0	0	0	**0**	
2004	0	0	0	0	0	0	0	0	0	0	0	0	**0**	
2005	0	0	0	0	0	0	0	0	0	0	0	0	**0**	
2006	4,500	0	3,300	100	4,000	100	4,300	500	0	17,800	0	700	**35,300**	20 59
2007	3,700	0	2,100	800	4,500	400	2,300	200	1,800	12,300	0	300	**28,400**	21 20
2008	2,100	0	800	100	1,200	600	1,500	400	3,500	21,100	0	600	**31,900**	12 08
2009	4,200	0	200	2,500	300	400	2,900	300	0	30,600	0	500	**41,900**	14 86
2010	8,300	100	1,100	9,600	1,800	4,800	4,600	800	0	47,900	0	100	**79,100**	17 74
2011	2,700	100	300	16,900	100	6,200	5,000	300	0	56,800	0	200	**88,600**	13 26
2012	1,300	200	500	41,000	300	10,600	8,500	100	0	45,100	300	0	**107,900**	17 09
2013	500	0	0	16,600	300	4,700	3,900	300	0	13,400	0	0	**39,700**	18 21
2014	0	0	0	0	0	0	0	0	0	0	0	0	**0**	
2015	0	0	0	0	0	0	0	0	0	0	0	0	**0**	
2016	0	0	0	0	0	0	0	0	0	0	0	0	**0**	
2017	0	0	0	0	0	0	0	0	0	0	0	0	**0**	
2018	0	0	0	0	0	0	0	0	0	0	0	0	**0**	
2019	0	0	0	0	0	0	0	0	0	0	0	0	**0**	
Total	**27,300**	**400**	**8,300**	**87,600**	**12,500**	**27,800**	**33,000**	**2,900**	**5,300**	**245,000**	**300**	**2,400**	**452,800**	16 52

Data source: ARCOS (2006-2014) and Defendant Distribution Data (Walgreens 1/2006 - 3/2014)

Walgreens # 04609 (9/1999 to 1/2018)
DEA: BW6407503
1301 Market Street
San Francisco, CA 94103

Walgreen Co Oxycodone Shipments to Walgreens # 04609, by Strength
(Total MME)

Strength Year\	80	60	40	30	20	15	10	7.5	5.35	5	4.8355	Other	Total	Avg. Str
1996	0	0	0	0	0	0	0	0	0	0	0	0	**0**	
1997	0	0	0	0	0	0	0	0	0	0	0	0	**0**	
1998	0	0	0	0	0	0	0	0	0	0	0	0	**0**	
1999	0	0	0	0	0	0	0	0	0	0	0	0	**0**	
2000	0	0	0	0	0	0	0	0	0	0	0	0	**0**	
2001	0	0	0	0	0	0	0	0	0	0	0	0	**0**	
2002	0	0	0	0	0	0	0	0	0	0	0	0	**0**	
2003	0	0	0	0	0	0	0	0	0	0	0	0	**0**	
2004	0	0	0	0	0	0	0	0	0	0	0	0	**0**	
2005	0	0	0	0	0	0	0	0	0	0	0	0	**0**	
2006	484,110	0	177,507	4,034	107,580	2,017	57,824	5,043	0	119,683	0	4,236	**962,034**	20 59
2007	398,046	0	112,959	32,274	121,028	8,069	30,929	2,017	12,948	82,702	0	1,815	**802,787**	21 20
2008	225,918	0	43,032	4,034	32,274	12,103	20,171	4,034	25,178	141,870	0	3,631	**512,245**	12 08
2009	451,836	0	10,758	100,856	8,069	8,069	38,998	3,026	0	205,747	0	3,026	**830,383**	14 86
2010	892,914	8,069	59,169	387,288	48,411	96,822	61,859	8,069	0	322,068	0	605	**1,885,272**	17 74
2011	290,466	8,069	16,137	681,788	2,690	125,062	67,238	3,026	0	381,909	0	1,210	**1,577,593**	13 26
2012	139,854	16,137	26,895	1,654,043	8,069	213,815	114,304	1,009	0	303,241	1,951	0	**2,479,316**	17 09
2013	53,790	0	0	669,686	8,069	94,805	52,445	3,026	0	90,098	0	0	**971,918**	18 21
2014	0	0	0	0	0	0	0	0	0	0	0	0	**0**	
2015	0	0	0	0	0	0	0	0	0	0	0	0	**0**	
2016	0	0	0	0	0	0	0	0	0	0	0	0	**0**	
2017	0	0	0	0	0	0	0	0	0	0	0	0	**0**	
2018	0	0	0	0	0	0	0	0	0	0	0	0	**0**	
2019	0	0	0	0	0	0	0	0	0	0	0	0	**0**	
Total	**2,936,934**	**32,274**	**446,457**	**3,534,003**	**336,188**	**560,761**	**443,768**	**29,248**	**38,126**	**1,647,317**	**1,951**	**14,523**	**10,021,550**	16 52

Data source: ARCOS (2006-2014) and Defendant Distribution Data (Walgreens 1/2006 - 3/2014)

Walgreens # 04609 (9/1999 to 1/2018)
DEA: BW6407503
1301 Market Street
San Francisco, CA 94103

Walgreen Co Oxycodone Shipments to Walgreens # 04609, by Strength
(Total Drug Base Weight in Milligram)

Strength Year\	80	60	40	30	20	15	10	7.5	5.35	5	4.8355	Other	Total	Avg. Str
1996	0	0	0	0	0	0	0	0	0	0	0	0	**0**	
1997	0	0	0	0	0	0	0	0	0	0	0	0	**0**	
1998	0	0	0	0	0	0	0	0	0	0	0	0	**0**	
1999	0	0	0	0	0	0	0	0	0	0	0	0	**0**	
2000	0	0	0	0	0	0	0	0	0	0	0	0	**0**	
2001	0	0	0	0	0	0	0	0	0	0	0	0	**0**	
2002	0	0	0	0	0	0	0	0	0	0	0	0	**0**	
2003	0	0	0	0	0	0	0	0	0	0	0	0	**0**	
2004	0	0	0	0	0	0	0	0	0	0	0	0	**0**	
2005	0	0	0	0	0	0	0	0	0	0	0	0	**0**	
2006	322,740	0	118,338	2,690	71,720	1,345	38,550	3,362	0	79,788	0	2,824	**641,356**	20 59
2007	265,364	0	75,306	21,516	80,685	5,379	20,620	1,345	8,632	55,134	0	1,210	**535,191**	21 20
2008	150,612	0	28,688	2,690	21,516	8,069	13,448	2,690	16,785	94,580	0	2,421	**341,497**	12 08
2009	301,224	0	7,172	67,238	5,379	5,379	25,999	2,017	0	137,165	0	2,017	**553,589**	14 86
2010	595,276	5,379	39,446	258,192	32,274	64,548	41,239	5,379	0	214,712	0	403	**1,256,848**	17 74
2011	193,644	5,379	10,758	454,526	1,793	83,375	44,825	2,017	0	254,606	0	807	**1,051,729**	13 26
2012	93,236	10,758	17,930	1,102,695	5,379	142,544	76,203	672	0	202,161	1,301	0	**1,652,878**	17 09
2013	35,860	0	0	446,457	5,379	63,203	34,964	2,017	0	60,066	0	0	**647,945**	18 21
2014	0	0	0	0	0	0	0	0	0	0	0	0	**0**	
2015	0	0	0	0	0	0	0	0	0	0	0	0	**0**	
2016	0	0	0	0	0	0	0	0	0	0	0	0	**0**	
2017	0	0	0	0	0	0	0	0	0	0	0	0	**0**	
2018	0	0	0	0	0	0	0	0	0	0	0	0	**0**	
2019	0	0	0	0	0	0	0	0	0	0	0	0	**0**	
Total	**1,957,956**	**21,516**	**297,638**	**2,356,002**	**224,125**	**373,841**	**295,845**	**19,499**	**25,417**	**1,098,212**	**1,301**	**9,682**	**6,681,033**	16 52

Data source: ARCOS (2006-2014) and Defendant Distribution Data (Walgreens 1/2006 - 3/2014)

Walgreens # 04609 (9/1999 to 1/2018)
DEA: BW6407503
1301 Market Street
San Francisco, CA 94103

Walgreen Co Hydrocodone Shipments to Walgreens # 04609

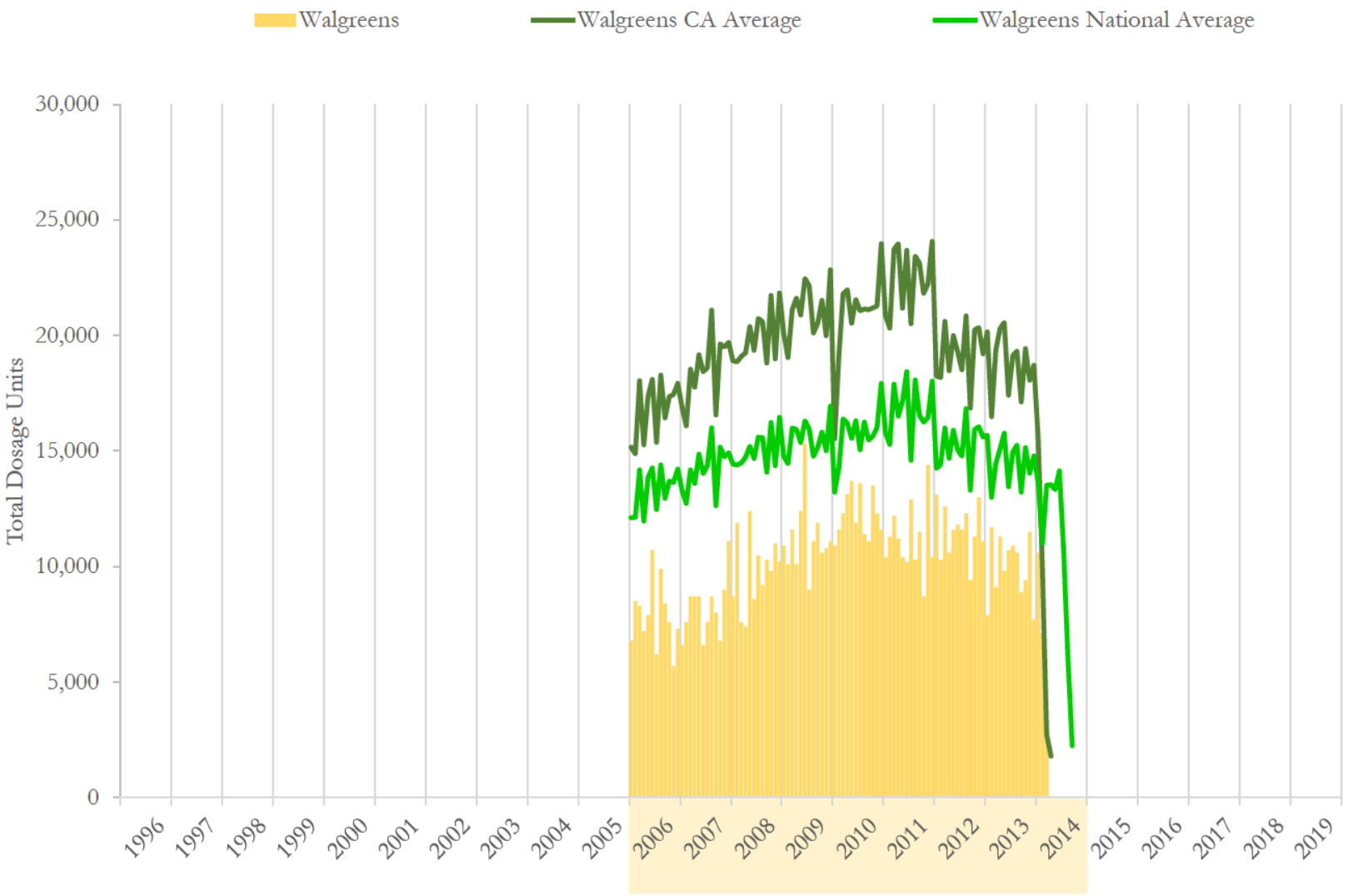

National and state averages reflect hydrocodone shipped from Walgreen Co to all active pharmacies each month.
Data source: ARCOS (2006-2014) and Defendant Distribution Data (Walgreens 1/2006 - 3/2014)

Walgreens # 04609 (9/1999 to 1/2018)
DEA: BW6407503
1301 Market Street
San Francisco, CA 94103

Walgreen Co Hydrocodone Shipments to Walgreens # 04609

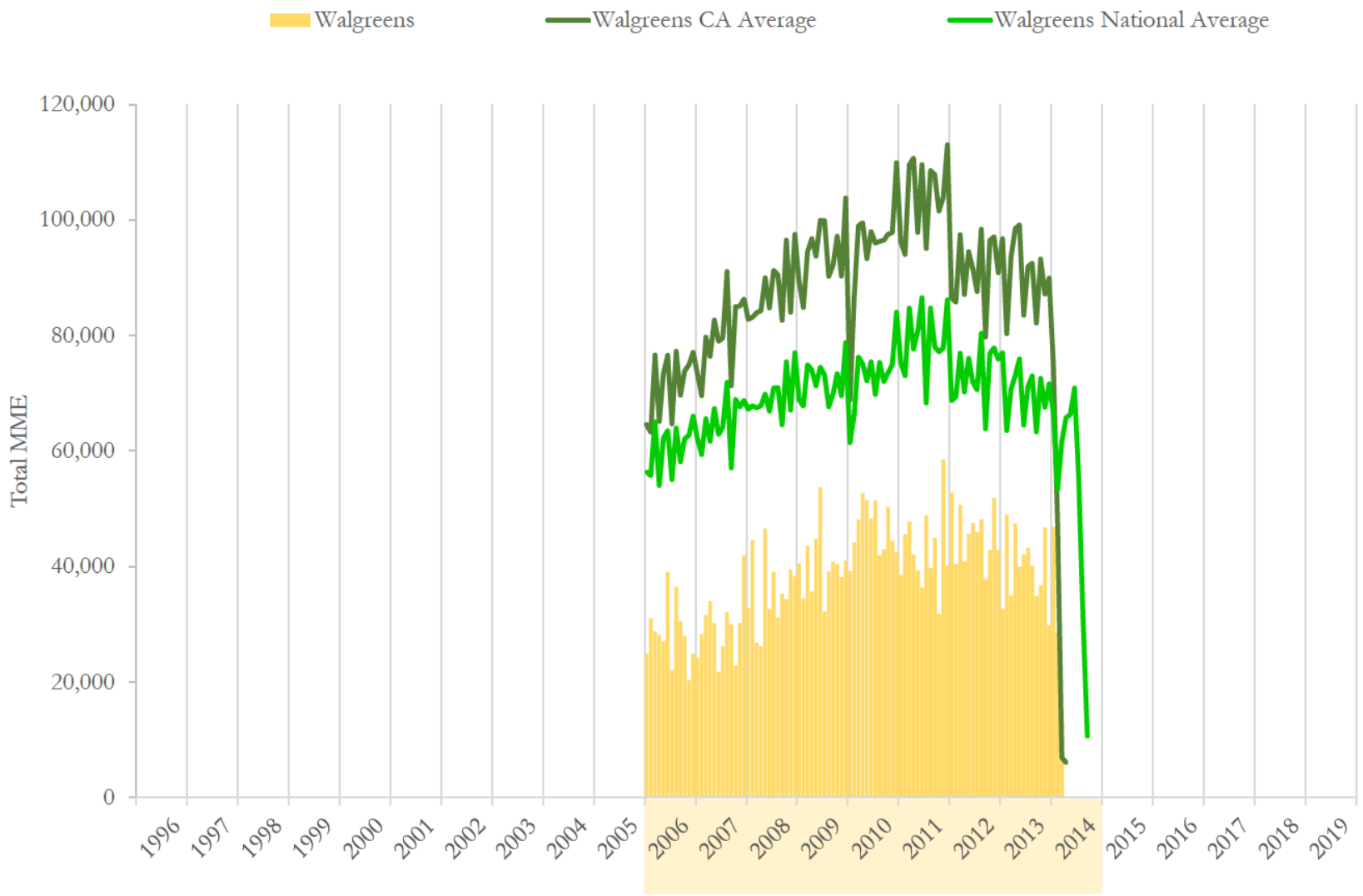

National and state averages reflect hydrocodone shipped from Walgreen Co to all active pharmacies each month.
Data source: ARCOS (2006-2014) and Defendant Distribution Data (Walgreens 1/2006 - 3/2014)

Walgreens # 04609 (9/1999 to 1/2018)
DEA: BW6407503
1301 Market Street
San Francisco, CA 94103

Walgreen Co Hydrocodone Shipments to Walgreens # 04609

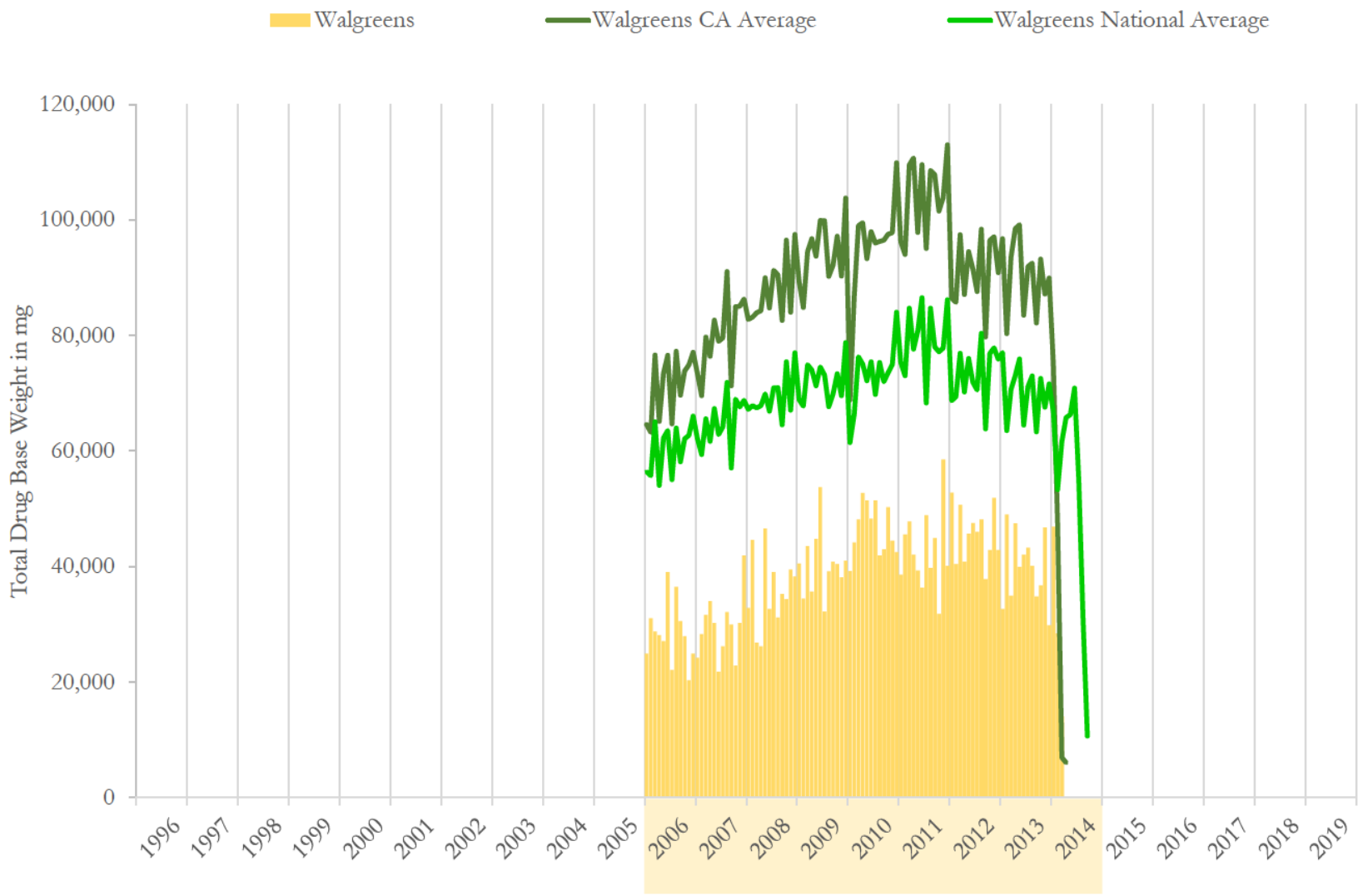

National and state averages reflect hydrocodone shipped from Walgreen Co to all active pharmacies each month.
Data source: ARCOS (2006-2014) and Defendant Distribution Data (Walgreens 1/2006 - 3/2014)

Walgreens # 04609 (9/1999 to 1/2018)
DEA: BW6407503
1301 Market Street
San Francisco, CA 94103

Walgreen Co Hydrocodone Shipments to Walgreens # 04609

	Dosage Units		MME		Drug Base Weight in mg	
Date	Walgreens	% Change	Walgreens	% Change	Walgreens	% Change
01/2006	6,800	n/a	24,957	n/a	24,957	n/a
02/2006	8,500	25.0%	31,027	24.3%	31,027	24.3%
03/2006	8,300	-2.4%	28,724	-7.4%	28,724	-7.4%
04/2006	7,200	-13.3%	28,151	-2.0%	28,151	-2.0%
05/2006	7,900	9.7%	27,092	-3.8%	27,092	-3.8%
06/2006	10,700	35.4%	39,048	44.1%	39,048	44.1%
07/2006	6,200	-42.1%	22,097	-43.4%	22,097	-43.4%
08/2006	9,900	59.7%	36,451	65.0%	36,451	65.0%
09/2006	8,400	-15.2%	30,573	-16.1%	30,573	-16.1%
10/2006	7,600	-9.5%	27,984	-8.5%	27,984	-8.5%
11/2006	5,700	-25.0%	20,281	-27.5%	20,281	-27.5%
12/2006	7,300	28.1%	24,940	23.0%	24,940	23.0%
01/2007	6,600	-9.6%	24,200	-3.0%	24,200	-3.0%
02/2007	7,600	15.2%	28,302	17.0%	28,302	17.0%
03/2007	8,700	14.5%	31,616	11.7%	31,616	11.7%
04/2007	8,700	0.0%	34,021	7.6%	34,021	7.6%
05/2007	8,700	0.0%	30,270	-11.0%	30,270	-11.0%
06/2007	6,600	-24.1%	21,794	-28.0%	21,794	-28.0%
07/2007	7,600	15.2%	26,175	20.1%	26,175	20.1%
08/2007	8,700	14.5%	32,086	22.6%	32,086	22.6%
09/2007	8,000	-8.0%	29,951	-6.7%	29,951	-6.7%
10/2007	6,800	-15.0%	22,854	-23.7%	22,854	-23.7%
11/2007	9,000	32.4%	30,270	32.5%	30,270	32.5%
12/2007	11,100	23.3%	41,908	38.4%	41,908	38.4%

Data source: ARCOS (2006-2014) and Defendant Distribution Data (Walgreens 1/2006 - 3/2014)

Walgreens # 04609 (9/1999 to 1/2018)
DEA: BW6407503
1301 Market Street
San Francisco, CA 94103

Walgreen Co Hydrocodone Shipments to Walgreens # 04609

	Dosage Units		MME		Drug Base Weight in mg	
Date	Walgreens	% Change	Walgreens	% Change	Walgreens	% Change
01/2008	8,700	-21.6%	32,843	-21.6%	32,843	-21.6%
02/2008	11,900	36.8%	44,632	35.9%	44,632	35.9%
03/2008	7,600	-36.1%	26,789	-40.0%	26,789	-40.0%
04/2008	7,400	-2.6%	26,184	-2.3%	26,184	-2.3%
05/2008	12,400	67.6%	46,600	78.0%	46,600	78.0%
06/2008	8,600	-30.6%	32,683	-29.9%	32,683	-29.9%
07/2008	10,500	22.1%	39,048	19.5%	39,048	19.5%
08/2008	9,200	-12.4%	31,178	-20.2%	31,178	-20.2%
09/2008	10,300	12.0%	35,265	13.1%	35,265	13.1%
10/2008	9,800	-4.9%	34,356	-2.6%	34,356	-2.6%
11/2008	11,000	12.2%	39,486	14.9%	39,486	14.9%
12/2008	10,200	-7.3%	38,275	-3.1%	38,275	-3.1%
01/2009	10,900	6.9%	40,529	5.9%	40,529	5.9%
02/2009	10,100	-7.3%	34,475	-14.9%	34,475	-14.9%
03/2009	11,600	14.9%	43,516	26.2%	43,516	26.2%
04/2009	10,100	-12.9%	35,694	-18.0%	35,694	-18.0%
05/2009	12,400	22.8%	44,800	25.5%	44,800	25.5%
06/2009	15,300	23.4%	53,729	19.9%	53,729	19.9%
07/2009	9,000	-41.2%	32,238	-40.0%	32,238	-40.0%
08/2009	11,100	23.3%	39,183	21.5%	39,183	21.5%
09/2009	11,900	7.2%	40,865	4.3%	40,865	4.3%
10/2009	10,600	-10.9%	40,410	-1.1%	40,410	-1.1%
11/2009	10,800	1.9%	38,140	-5.6%	38,140	-5.6%
12/2009	11,100	2.8%	41,016	7.5%	41,016	7.5%

Data source: ARCOS (2006-2014) and Defendant Distribution Data (Walgreens 1/2006 - 3/2014)

Walgreens # 04609 (9/1999 to 1/2018)
DEA: BW6407503
1301 Market Street
San Francisco, CA 94103

Walgreen Co Hydrocodone Shipments to Walgreens # 04609

	Dosage Units		MME		Drug Base Weight in mg	
Date	Walgreens	% Change	Walgreens	% Change	Walgreens	% Change
01/2010	10,900	-1.8%	39,200	-4.4%	39,200	-4.4%
02/2010	11,600	6.4%	44,186	12.7%	44,186	12.7%
03/2010	12,300	6.0%	48,129	8.9%	48,129	8.9%
04/2010	13,140	6.8%	52,761	9.6%	52,761	9.6%
05/2010	13,700	4.3%	51,443	-2.5%	51,443	-2.5%
06/2010	11,900	-13.1%	48,264	-6.2%	48,264	-6.2%
07/2010	13,600	14.3%	51,443	6.6%	51,443	6.6%
08/2010	11,400	-16.2%	41,924	-18.5%	41,924	-18.5%
09/2010	11,100	-2.6%	42,983	2.5%	42,983	2.5%
10/2010	13,500	21.6%	50,248	16.9%	50,248	16.9%
11/2010	12,300	-8.9%	44,497	-11.4%	44,497	-11.4%
12/2010	11,600	-5.7%	42,513	-4.5%	42,513	-4.5%
01/2011	10,400	-10.3%	38,594	-9.2%	38,594	-9.2%
02/2011	11,300	8.7%	45,548	18.0%	45,548	18.0%
03/2011	12,200	8.0%	47,818	5.0%	47,818	5.0%
04/2011	11,200	-8.2%	42,051	-12.1%	42,051	-12.1%
05/2011	10,400	-7.1%	39,310	-6.5%	39,310	-6.5%
06/2011	10,200	-1.9%	36,324	-7.6%	36,324	-7.6%
07/2011	12,900	26.5%	48,886	34.6%	48,886	34.6%
08/2011	10,300	-20.2%	39,797	-18.6%	39,797	-18.6%
09/2011	11,500	11.7%	44,935	12.9%	44,935	12.9%
10/2011	8,700	-24.3%	31,784	-29.3%	31,784	-29.3%
11/2011	14,400	65.5%	58,548	84.2%	58,548	84.2%
12/2011	10,400	-27.8%	40,108	-31.5%	40,108	-31.5%

Data source: ARCOS (2006-2014) and Defendant Distribution Data (Walgreens 1/2006 - 3/2014)

Walgreens # 04609 (9/1999 to 1/2018)
DEA: BW6407503
1301 Market Street
San Francisco, CA 94103

Walgreen Co Hydrocodone Shipments to Walgreens # 04609

	Dosage Units		MME		Drug Base Weight in mg	
Date	Walgreens	% Change	Walgreens	% Change	Walgreens	% Change
01/2012	13,100	26.0%	52,821	31.7%	52,821	31.7%
02/2012	10,300	-21.4%	40,410	-23.5%	40,410	-23.5%
03/2012	12,600	22.3%	50,694	25.4%	50,694	25.4%
04/2012	10,600	-15.9%	40,848	-19.4%	40,848	-19.4%
05/2012	11,600	9.4%	45,708	11.9%	45,708	11.9%
06/2012	11,800	1.7%	47,524	4.0%	47,524	4.0%
07/2012	11,600	-1.7%	45,994	-3.2%	45,994	-3.2%
08/2012	12,300	6.0%	48,129	4.6%	48,129	4.6%
09/2012	9,400	-23.6%	37,838	-21.4%	37,838	-21.4%
10/2012	11,300	20.2%	42,832	13.2%	42,832	13.2%
11/2012	13,000	15.0%	51,913	21.2%	51,913	21.2%
12/2012	11,100	-14.6%	42,832	-17.5%	42,832	-17.5%
01/2013	7,900	-28.8%	32,675	-23.7%	32,675	-23.7%
02/2013	11,700	48.1%	49,029	50.0%	49,029	50.0%
03/2013	9,100	-22.2%	34,937	-28.7%	34,937	-28.7%
04/2013	11,300	24.2%	47,508	36.0%	47,508	36.0%
05/2013	9,800	-13.3%	39,948	-15.9%	39,948	-15.9%
06/2013	10,700	9.2%	42,075	5.3%	42,075	5.3%
07/2013	10,900	1.9%	43,270	2.8%	43,270	2.8%
08/2013	10,600	-2.8%	40,108	-7.3%	40,108	-7.3%
09/2013	8,900	-16.0%	34,811	-13.2%	34,811	-13.2%
10/2013	9,400	5.6%	36,778	5.7%	36,778	5.7%
11/2013	11,500	22.3%	46,767	27.2%	46,767	27.2%
12/2013	7,700	-33.0%	29,816	-36.2%	29,816	-36.2%

Data source: ARCOS (2006-2014) and Defendant Distribution Data (Walgreens 1/2006 - 3/2014)

Walgreens # 04609 (9/1999 to 1/2018)
DEA: BW6407503
1301 Market Street
San Francisco, CA 94103

Walgreen Co Hydrocodone Shipments to Walgreens # 04609

	Dosage Units		MME		Drug Base Weight in mg	
Date	Walgreens	% Change	Walgreens	% Change	Walgreens	% Change
01/2014	10,600	37.7%	46,894	57.3%	46,894	57.3%
02/2014	7,100	-33.0%	28,446	-39.3%	28,446	-39.3%
03/2014	3,100	-56.3%	14,076	-50.5%	14,076	-50.5%
04/2014	0	-100.0%	0	-100.0%	0	-100.0%
05/2014	0	n/a	0	n/a	0	n/a
06/2014	0	n/a	0	n/a	0	n/a
07/2014	0	n/a	0	n/a	0	n/a
08/2014	0	n/a	0	n/a	0	n/a
09/2014	0	n/a	0	n/a	0	n/a
10/2014	0	n/a	0	n/a	0	n/a
11/2014	0	n/a	0	n/a	0	n/a
12/2014	0	n/a	0	n/a	0	n/a
01/2015	0	n/a	0	n/a	0	n/a
02/2015	0	n/a	0	n/a	0	n/a
03/2015	0	n/a	0	n/a	0	n/a
04/2015	0	n/a	0	n/a	0	n/a
05/2015	0	n/a	0	n/a	0	n/a
06/2015	0	n/a	0	n/a	0	n/a
07/2015	0	n/a	0	n/a	0	n/a
08/2015	0	n/a	0	n/a	0	n/a
09/2015	0	n/a	0	n/a	0	n/a
10/2015	0	n/a	0	n/a	0	n/a
11/2015	0	n/a	0	n/a	0	n/a
12/2015	0	n/a	0	n/a	0	n/a

Data source: ARCOS (2006-2014) and Defendant Distribution Data (Walgreens 1/2006 - 3/2014)

Walgreens # 04609 (9/1999 to 1/2018)
DEA: BW6407503
1301 Market Street
San Francisco, CA 94103

Walgreen Co Hydrocodone Shipments to Walgreens # 04609

	Dosage Units		MME		Drug Base Weight in mg	
Date	Walgreens	% Change	Walgreens	% Change	Walgreens	% Change
1996	0		0		0	
1997	0	n/a	0	n/a	0	n/a
1998	0	n/a	0	n/a	0	n/a
1999	0	n/a	0	n/a	0	n/a
2000	0	n/a	0	n/a	0	n/a
2001	0	n/a	0	n/a	0	n/a
2002	0	n/a	0	n/a	0	n/a
2003	0	n/a	0	n/a	0	n/a
2004	0	n/a	0	n/a	0	n/a
2005	0	n/a	0	n/a	0	n/a
2006	94,500	n/a	341,324	n/a	341,324	n/a
2007	98,100	3.8%	353,448	3.6%	353,448	3.6%
2008	117,600	19.9%	427,339	20.9%	427,339	20.9%
2009	134,900	14.7%	484,595	13.4%	484,595	13.4%
2010	147,040	9.0%	557,591	15.1%	557,591	15.1%
2011	133,900	-8.9%	513,703	-7.9%	513,703	-7.9%
2012	138,700	3.6%	547,544	6.6%	547,544	6.6%
2013	119,500	-13.8%	477,723	-12.8%	477,723	-12.8%
2014	20,800	-82.6%	89,415	-81.3%	89,415	-81.3%
2015	0	-100.0%	0	-100.0%	0	-100.0%
2016	0	n/a	0	n/a	0	n/a
2017	0	n/a	0	n/a	0	n/a
2018	0	n/a	0	n/a	0	n/a
2019	0	n/a	0	n/a	0	n/a
Total	**1,005,040**		**3,792,683**		**3,792,683**	

Data source: ARCOS (2006-2014) and Defendant Distribution Data (Walgreens 1/2006 - 3/2014)

Walgreens # 04609 (9/1999 to 1/2018)
DEA: BW6407503
1301 Market Street
San Francisco, CA 94103

Walgreen Co Hydrocodone Shipments to Walgreens # 04609, by Strength

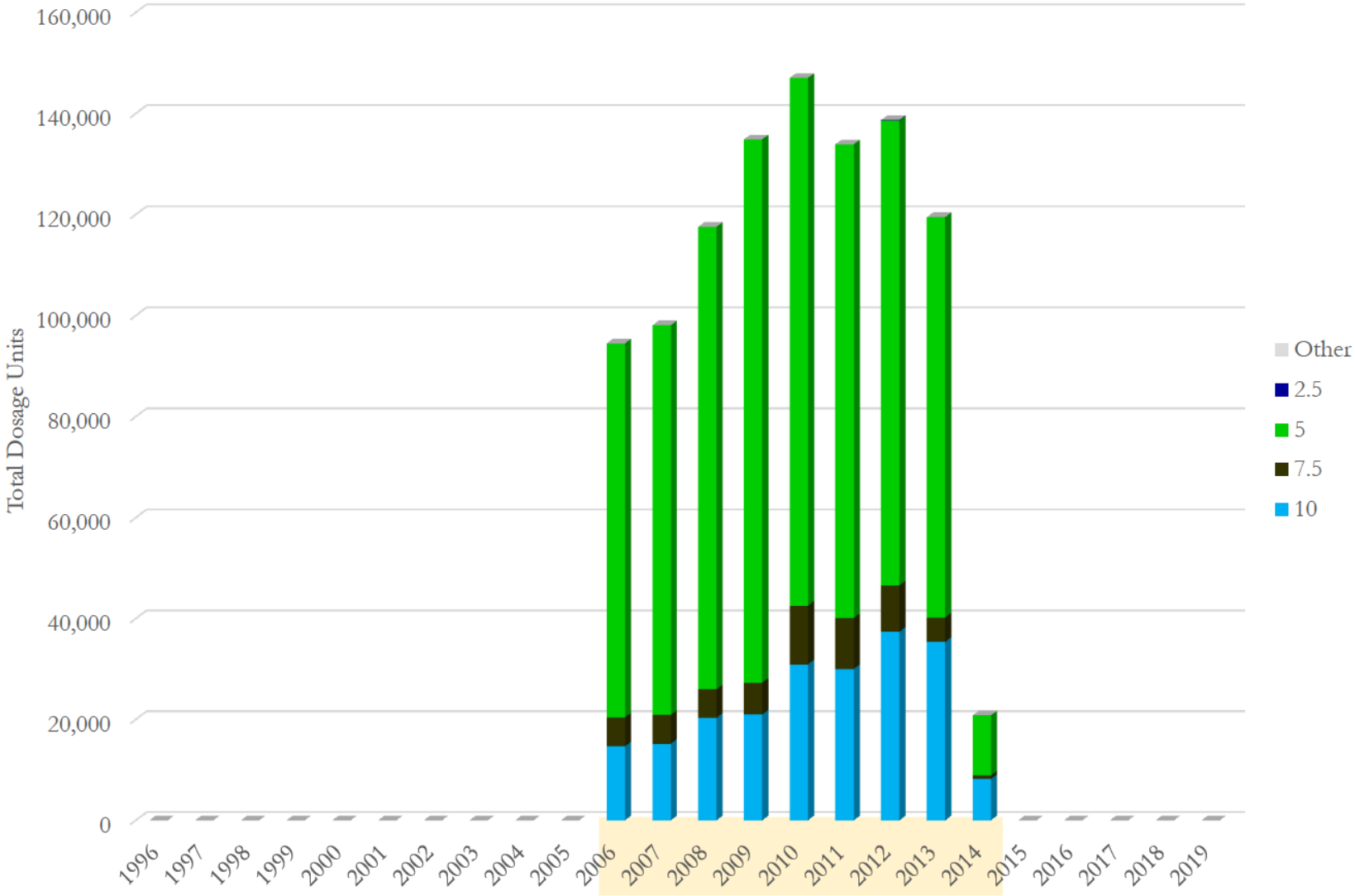

Data source: ARCOS (2006-2014) and Defendant Distribution Data (Walgreens 1/2006 - 3/2014)

Walgreens # 04609 (9/1999 to 1/2018)
DEA: BW6407503
1301 Market Street
San Francisco, CA 94103

Walgreen Co Hydrocodone Shipments to Walgreens # 04609, by Strength

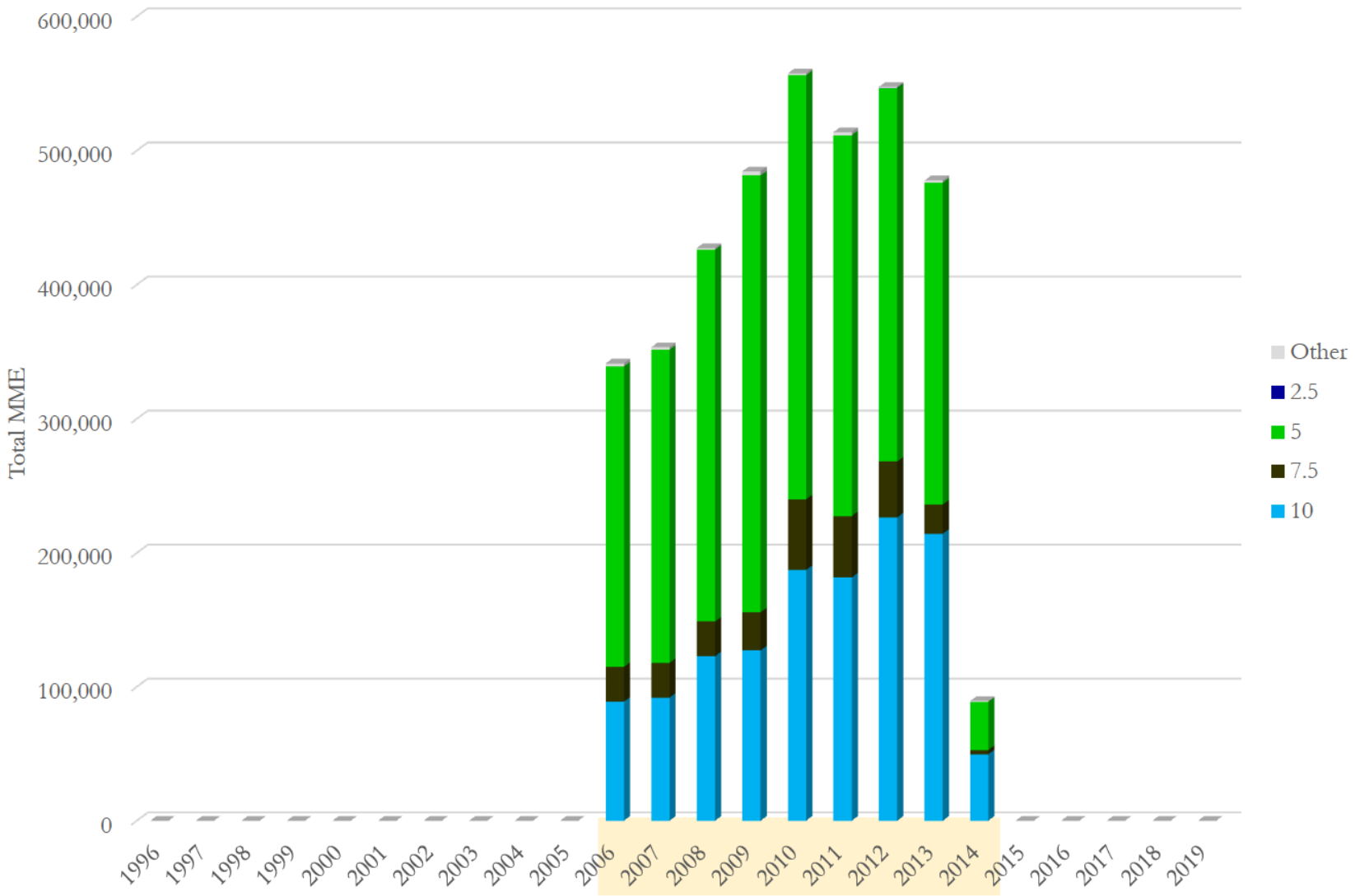

Data source: ARCOS (2006-2014) and Defendant Distribution Data (Walgreens 1/2006 - 3/2014)

Walgreens # 04609 (9/1999 to 1/2018)
DEA: BW6407503
1301 Market Street
San Francisco, CA 94103

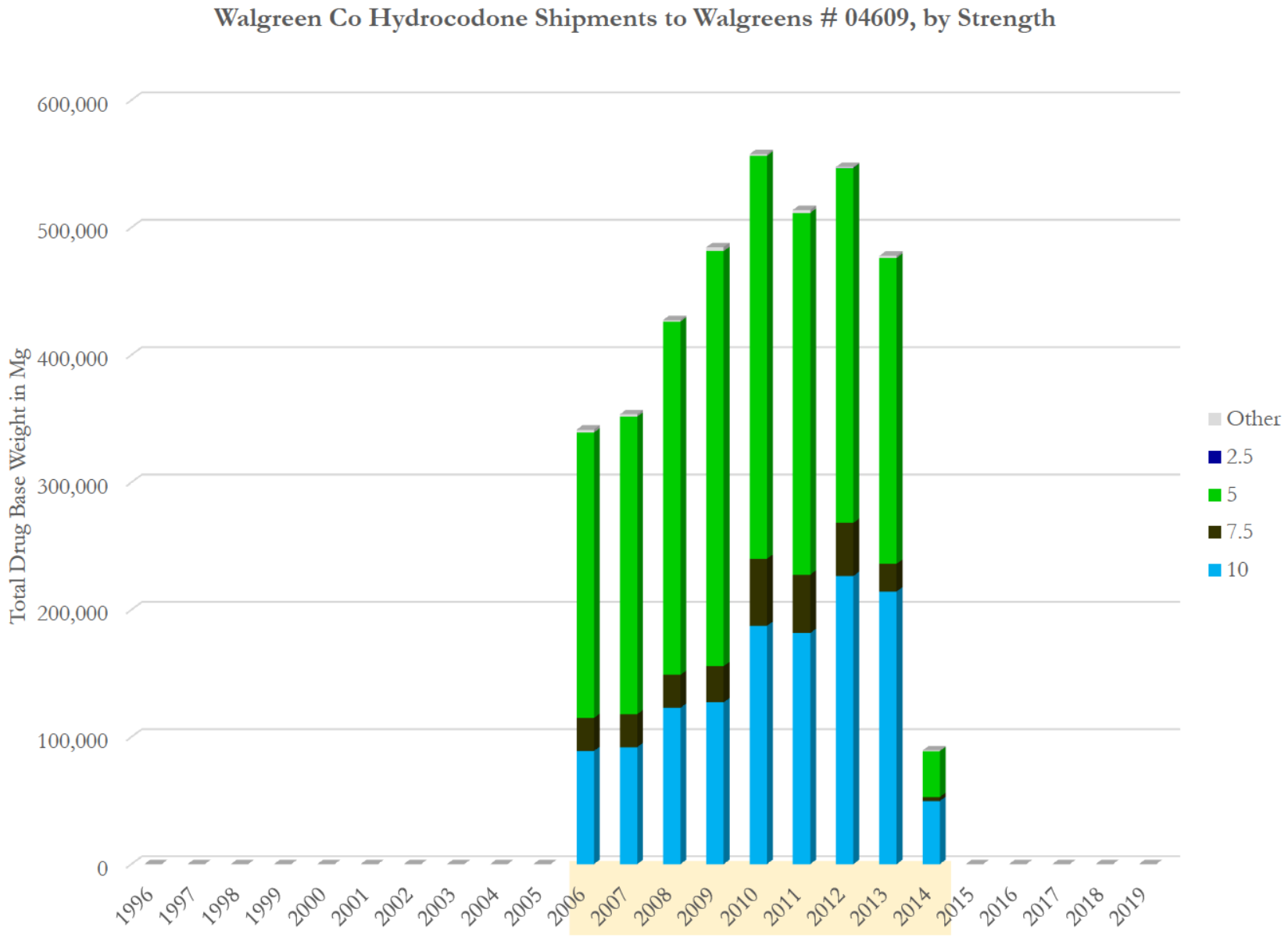

Data source: ARCOS (2006-2014) and Defendant Distribution Data (Walgreens 1/2006 - 3/2014)

Walgreens # 04609 (9/1999 to 1/2018)
DEA: BW6407503
1301 Market Street
San Francisco, CA 94103

Walgreen Co Hydrocodone Shipments to Walgreens # 04609, by Strength
(Total Dosage Units)

Strength Year\	10	7.5	5	2.5	Other	Total	Avg. Str
1996	0	0	0	0	0	**0**	
1997	0	0	0	0	0	**0**	
1998	0	0	0	0	0	**0**	
1999	0	0	0	0	0	**0**	
2000	0	0	0	0	0	**0**	
2001	0	0	0	0	0	**0**	
2002	0	0	0	0	0	**0**	
2003	0	0	0	0	0	**0**	
2004	0	0	0	0	0	**0**	
2005	0	0	0	0	0	**0**	
2006	14,700	5,700	74,100	0	0	**94,500**	5.93
2007	15,200	5,700	77,200	0	0	**98,100**	5.92
2008	20,300	5,700	91,600	0	0	**117,600**	5.98
2009	21,000	6,300	107,600	0	0	**134,900**	5.90
2010	30,940	11,600	104,500	0	0	**147,040**	6.25
2011	30,000	10,100	93,800	0	0	**133,900**	6.31
2012	37,400	9,200	92,000	100	0	**138,700**	6.51
2013	35,400	4,800	79,300	0	0	**119,500**	6.58
2014	8,200	700	11,900	0	0	**20,800**	7.06
2015	0	0	0	0	0	**0**	
2016	0	0	0	0	0	**0**	
2017	0	0	0	0	0	**0**	
2018	0	0	0	0	0	**0**	
2019	0	0	0	0	0	**0**	
Total	**213,140**	**59,800**	**732,000**	**100**	**0**	**1,005,040**	6.21

Data source: ARCOS (2006-2014) and Defendant Distribution Data (Walgreens 1/2006 - 3/2014)

Walgreens # 04609 (9/1999 to 1/2018)
DEA: BW6407503
1301 Market Street
San Francisco, CA 94103

Walgreen Co Hydrocodone Shipments to Walgreens # 04609, by Strength (Total MME)

Strength / Year\	10	7.5	5	2.5	Other	Total	Avg. Str
1996	0	0	0	0	0	**0**	
1997	0	0	0	0	0	**0**	
1998	0	0	0	0	0	**0**	
1999	0	0	0	0	0	**0**	
2000	0	0	0	0	0	**0**	
2001	0	0	0	0	0	**0**	
2002	0	0	0	0	0	**0**	
2003	0	0	0	0	0	**0**	
2004	0	0	0	0	0	**0**	
2005	0	0	0	0	0	**0**	
2006	88,994	25,881	224,301	0	2,148	**341,324**	5.93
2007	92,021	25,881	233,684	0	1,862	**353,448**	5.92
2008	122,896	25,881	277,273	0	1,289	**427,339**	5.98
2009	127,134	28,605	325,705	0	3,151	**484,595**	5.90
2010	187,311	52,670	316,322	0	1,289	**557,591**	6.25
2011	181,620	45,859	283,933	0	2,292	**513,703**	6.31
2012	226,420	41,773	278,484	151	716	**547,544**	6.51
2013	214,312	21,794	240,041	0	1,576	**477,723**	6.58
2014	49,643	3,178	36,021	0	573	**89,415**	7.06
2015	0	0	0	0	0	**0**	
2016	0	0	0	0	0	**0**	
2017	0	0	0	0	0	**0**	
2018	0	0	0	0	0	**0**	
2019	0	0	0	0	0	**0**	
Total	**1,290,350**	**271,522**	**2,215,764**	**151**	**14,896**	**3,792,683**	6.21

Data source: ARCOS (2006-2014) and Defendant Distribution Data (Walgreens 1/2006 - 3/2014)

Walgreens # 04609 (9/1999 to 1/2018)
DEA: BW6407503
1301 Market Street
San Francisco, CA 94103

Walgreen Co Hydrocodone Shipments to Walgreens # 04609, by Strength
(Total Drug Base Weight in Milligram)

Strength Year\	10	7.5	5	2.5	Other	Total	Avg. Str
1996	0	0	0	0	0	**0**	
1997	0	0	0	0	0	**0**	
1998	0	0	0	0	0	**0**	
1999	0	0	0	0	0	**0**	
2000	0	0	0	0	0	**0**	
2001	0	0	0	0	0	**0**	
2002	0	0	0	0	0	**0**	
2003	0	0	0	0	0	**0**	
2004	0	0	0	0	0	**0**	
2005	0	0	0	0	0	**0**	
2006	88,994	25,881	224,301	0	2,148	**341,324**	5.93
2007	92,021	25,881	233,684	0	1,862	**353,448**	5.92
2008	122,896	25,881	277,273	0	1,289	**427,339**	5.98
2009	127,134	28,605	325,705	0	3,151	**484,595**	5.90
2010	187,311	52,670	316,322	0	1,289	**557,591**	6.25
2011	181,620	45,859	283,933	0	2,292	**513,703**	6.31
2012	226,420	41,773	278,484	151	716	**547,544**	6.51
2013	214,312	21,794	240,041	0	1,576	**477,723**	6.58
2014	49,643	3,178	36,021	0	573	**89,415**	7.06
2015	0	0	0	0	0	**0**	
2016	0	0	0	0	0	**0**	
2017	0	0	0	0	0	**0**	
2018	0	0	0	0	0	**0**	
2019	0	0	0	0	0	**0**	
Total	**1,290,350**	**271,522**	**2,215,764**	**151**	**14,896**	**3,792,683**	6.21

Data source: ARCOS (2006-2014) and Defendant Distribution Data (Walgreens 1/2006 - 3/2014)

Walgreens # 13583 (8/2009 to 12/2017)
DEA: FW1580174
901 Hyde Street
San Francisco, CA 94109

Walgreen Co Oxycodone Shipments to Walgreens # 13583

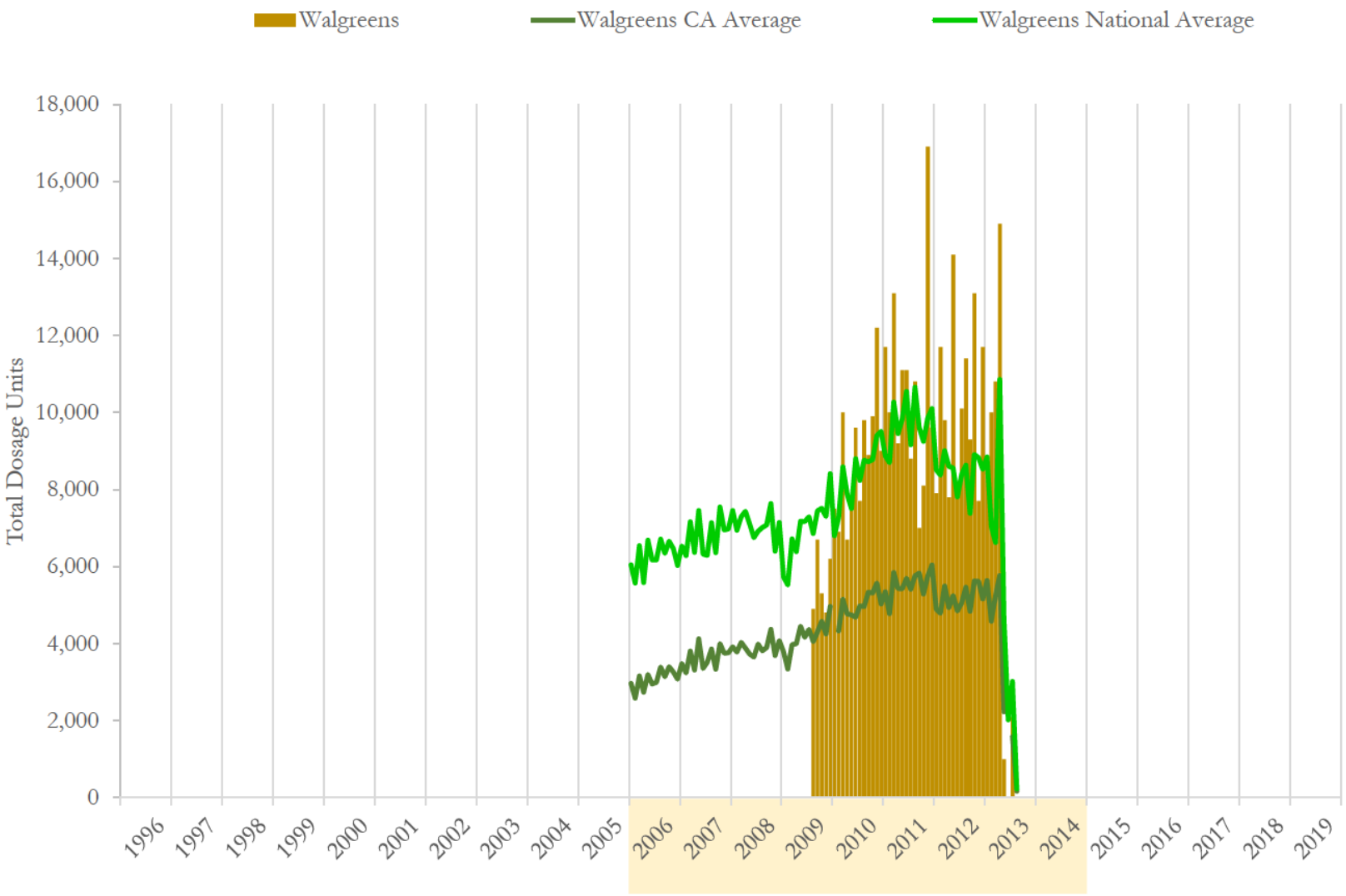

National and state averages reflect oxycodone shipped from Walgreen Co to all active pharmacies each month.
Data source: ARCOS (2006-2014) and Defendant Distribution Data (Walgreens 1/2006 - 3/2014)

Walgreens # 13583 (8/2009 to 12/2017)
DEA: FW1580174
901 Hyde Street
San Francisco, CA 94109

Walgreen Co Oxycodone Shipments to Walgreens # 13583

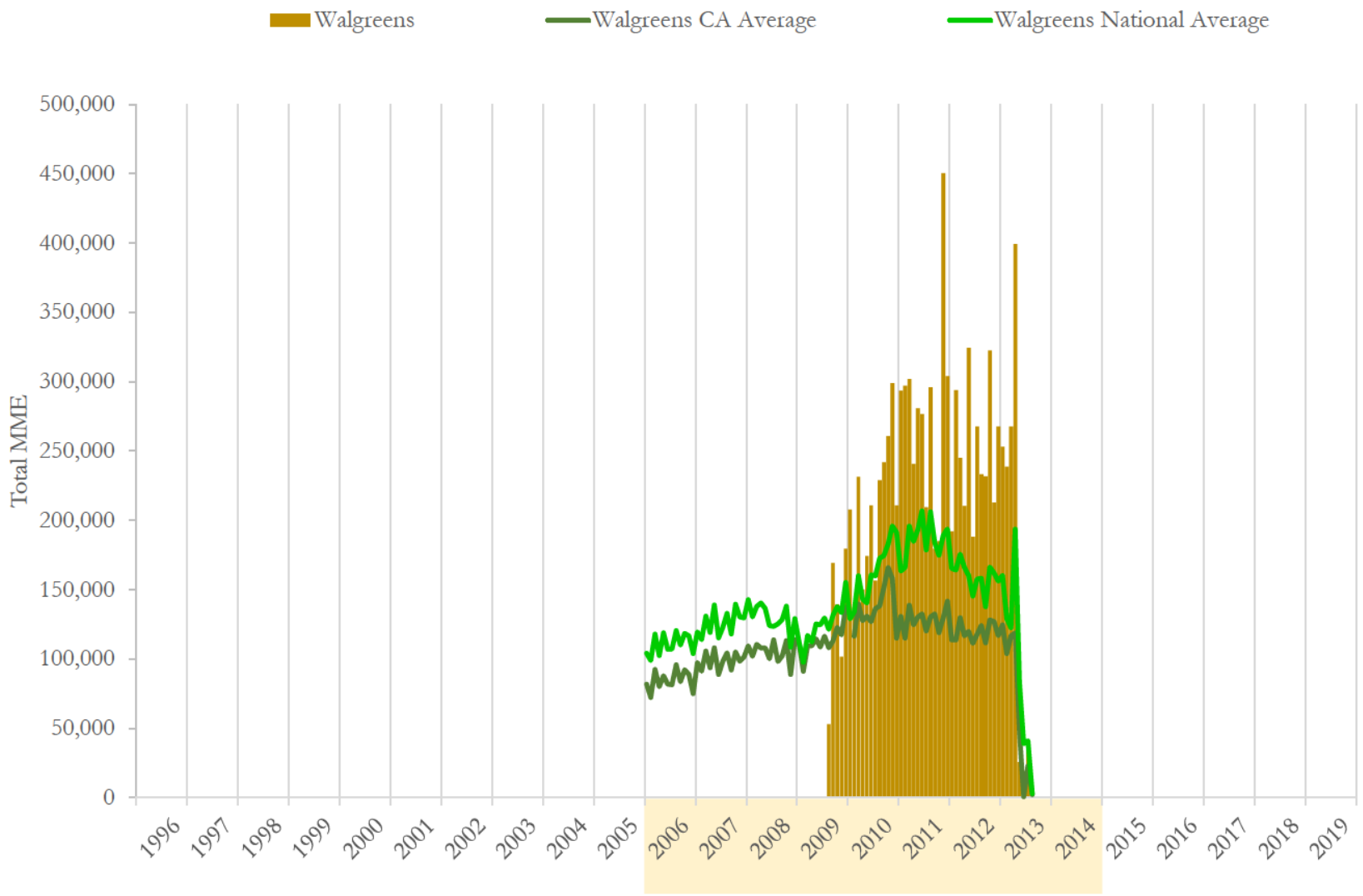

National and state averages reflect oxycodone shipped from Walgreen Co to all active pharmacies each month.
Data source: ARCOS (2006-2014) and Defendant Distribution Data (Walgreens 1/2006 - 3/2014)

Walgreens # 13583 (8/2009 to 12/2017)
DEA: FW1580174
901 Hyde Street
San Francisco, CA 94109

Walgreen Co Oxycodone Shipments to Walgreens # 13583

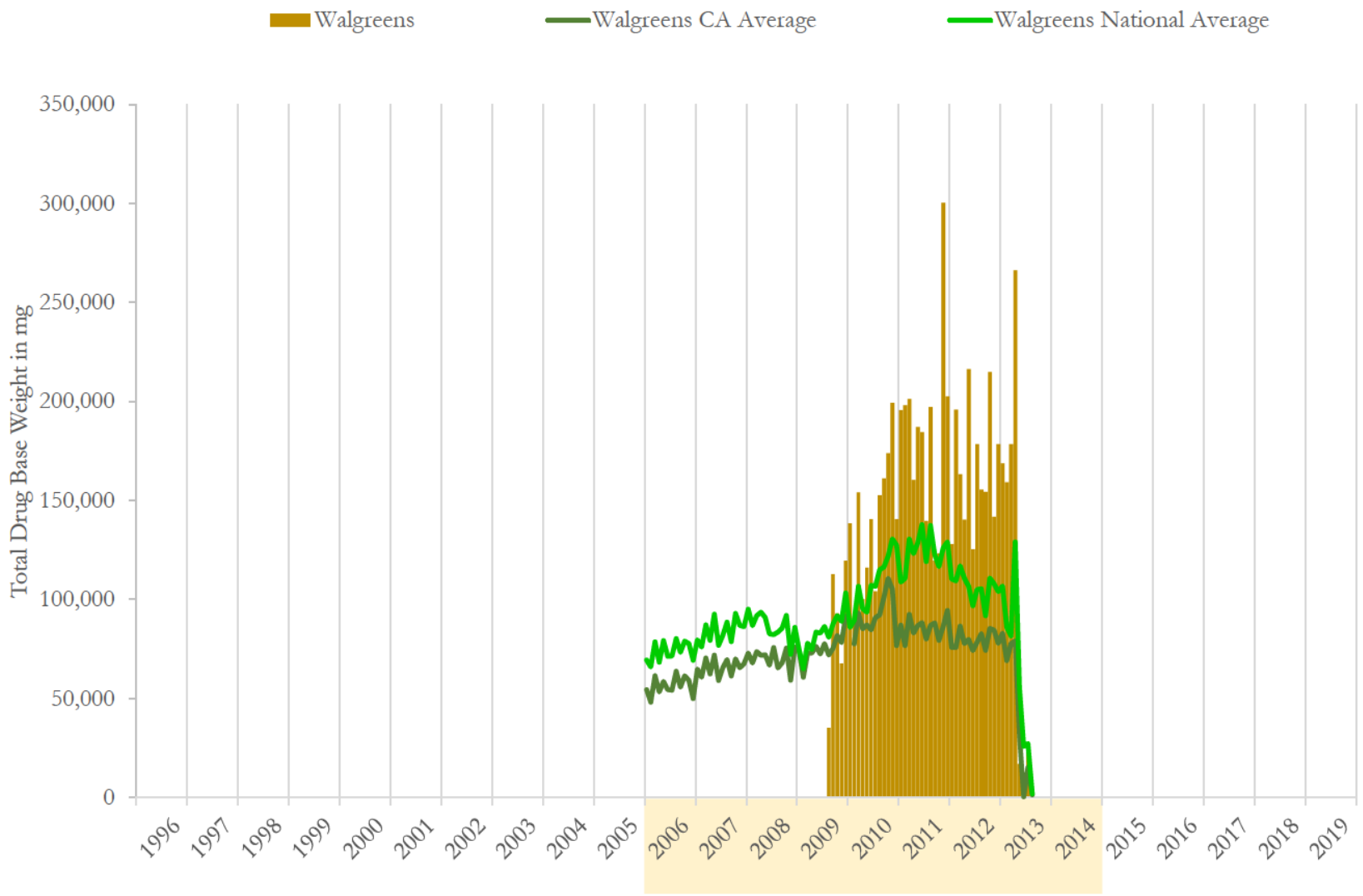

National and state averages reflect oxycodone shipped from Walgreen Co to all active pharmacies each month.
Data source: ARCOS (2006-2014) and Defendant Distribution Data (Walgreens 1/2006 - 3/2014)

Walgreens # 13583 (8/2009 to 12/2017)
DEA: FW1580174
901 Hyde Street
San Francisco, CA 94109

Walgreen Co Oxycodone Shipments to Walgreens # 13583

	Dosage Units		MME		Drug Base Weight in mg	
Date	Walgreens	% Change	Walgreens	% Change	Walgreens	% Change
01/2008	0	n/a	0	n/a	0	n/a
02/2008	0	n/a	0	n/a	0	n/a
03/2008	0	n/a	0	n/a	0	n/a
04/2008	0	n/a	0	n/a	0	n/a
05/2008	0	n/a	0	n/a	0	n/a
06/2008	0	n/a	0	n/a	0	n/a
07/2008	0	n/a	0	n/a	0	n/a
08/2008	0	n/a	0	n/a	0	n/a
09/2008	0	n/a	0	n/a	0	n/a
10/2008	0	n/a	0	n/a	0	n/a
11/2008	0	n/a	0	n/a	0	n/a
12/2008	0	n/a	0	n/a	0	n/a
01/2009	0	n/a	0	n/a	0	n/a
02/2009	0	n/a	0	n/a	0	n/a
03/2009	0	n/a	0	n/a	0	n/a
04/2009	0	n/a	0	n/a	0	n/a
05/2009	0	n/a	0	n/a	0	n/a
06/2009	0	n/a	0	n/a	0	n/a
07/2009	0	n/a	0	n/a	0	n/a
08/2009	4,900	n/a	52,983	n/a	35,322	n/a
09/2009	6,700	36.7%	169,102	219.2%	112,735	219.2%
10/2009	5,300	-20.9%	139,518	-17.5%	93,012	-17.5%
11/2009	4,800	-9.4%	101,529	-27.2%	67,686	-27.2%
12/2009	6,200	29.2%	179,524	76.8%	119,683	76.8%

Data source: ARCOS (2006-2014) and Defendant Distribution Data (Walgreens 1/2006 - 3/2014)

Walgreen Co Oxycodone Shipments to Walgreens # 13583

	Dosage Units		MME		Drug Base Weight in mg	
Date	Walgreens	% Change	Walgreens	% Change	Walgreens	% Change
01/2010	7,500	21.0%	207,764	15.7%	138,509	15.7%
02/2010	6,900	-8.0%	137,165	-34.0%	91,443	-34.0%
03/2010	10,000	44.9%	231,297	68.6%	154,198	68.6%
04/2010	6,700	-33.0%	150,209	-35.1%	100,139	-35.1%
05/2010	7,500	11.9%	174,145	15.9%	116,097	15.9%
06/2010	9,600	28.0%	210,790	21.0%	140,526	21.0%
07/2010	7,700	-19.8%	156,327	-25.8%	104,218	-25.8%
08/2010	9,800	27.3%	228,944	46.5%	152,629	46.5%
09/2010	8,900	-9.2%	241,719	5.6%	161,146	5.6%
10/2010	9,900	11.2%	260,882	7.9%	173,921	7.9%
11/2010	12,200	23.2%	298,871	14.6%	199,247	14.6%
12/2010	9,000	-26.2%	210,790	-29.5%	140,526	-29.5%
01/2011	11,700	30.0%	293,492	39.2%	195,661	39.2%
02/2011	10,000	-14.5%	297,190	1.3%	198,127	1.3%
03/2011	13,100	31.0%	301,896	1.6%	201,264	1.6%
04/2011	9,200	-29.8%	240,710	-20.3%	160,474	-20.3%
05/2011	11,100	20.7%	280,717	16.6%	187,144	16.6%
06/2011	11,100	0.0%	276,682	-1.4%	184,455	-1.4%
07/2011	8,800	-20.7%	209,445	-24.3%	139,630	-24.3%
08/2011	10,800	22.7%	295,845	41.3%	197,230	41.3%
09/2011	7,000	-35.2%	179,524	-39.3%	119,683	-39.3%
10/2011	8,100	15.7%	184,903	3.0%	123,269	3.0%
11/2011	16,900	108.6%	450,491	143.6%	300,328	143.6%
12/2011	9,600	-43.2%	303,914	-32.5%	202,609	-32.5%

Data source: ARCOS (2006-2014) and Defendant Distribution Data (Walgreens 1/2006 - 3/2014)

Walgreen Co Oxycodone Shipments to Walgreens # 13583

	Dosage Units		MME		Drug Base Weight in mg	
Date	Walgreens	% Change	Walgreens	% Change	Walgreens	% Change
01/2012	7,900	-17.7%	191,963	-36.8%	127,975	-36.8%
02/2012	11,700	48.1%	293,828	53.1%	195,885	53.1%
03/2012	9,800	-16.2%	245,059	-16.6%	163,372	-16.6%
04/2012	7,800	-20.4%	210,409	-14.1%	140,273	-14.1%
05/2012	14,100	80.8%	324,421	54.2%	216,281	54.2%
06/2012	8,100	-42.6%	188,265	-42.0%	125,510	-42.0%
07/2012	10,100	24.7%	267,605	42.1%	178,404	42.1%
08/2012	11,400	12.9%	233,314	-12.8%	155,543	-12.8%
09/2012	9,300	-18.4%	231,633	-0.7%	154,422	-0.7%
10/2012	13,100	40.9%	322,404	39.2%	214,936	39.2%
11/2012	7,700	-41.2%	212,807	-34.0%	141,871	-34.0%
12/2012	11,700	51.9%	267,605	25.8%	178,404	25.8%
01/2013	8,700	-25.6%	253,149	-5.4%	168,766	-5.4%
02/2013	10,000	14.9%	238,693	-5.7%	159,129	-5.7%
03/2013	10,800	8.0%	267,605	12.1%	178,404	12.1%
04/2013	14,900	38.0%	399,391	49.2%	266,261	49.2%
05/2013	1,000	-93.3%	25,550	-93.6%	17,034	-93.6%
06/2013	0	-100.0%	0	-100.0%	0	-100.0%
07/2013	2,100	n/a	36,981	n/a	24,654	n/a
08/2013	0	-100.0%	0	-100.0%	0	-100.0%
09/2013	0	n/a	0	n/a	0	n/a
10/2013	0	n/a	0	n/a	0	n/a
11/2013	0	n/a	0	n/a	0	n/a
12/2013	0	n/a	0	n/a	0	n/a

Data source: ARCOS (2006-2014) and Defendant Distribution Data (Walgreens 1/2006 - 3/2014)

Walgreens # 13583 (8/2009 to 12/2017)
DEA: FW1580174
901 Hyde Street
San Francisco, CA 94109

Walgreen Co Oxycodone Shipments to Walgreens # 13583

	Dosage Units		MME		Drug Base Weight in mg	
Date	Walgreens	% Change	Walgreens	% Change	Walgreens	% Change
1996	0		0		0	
1997	0	n/a	0	n/a	0	n/a
1998	0	n/a	0	n/a	0	n/a
1999	0	n/a	0	n/a	0	n/a
2000	0	n/a	0	n/a	0	n/a
2001	0	n/a	0	n/a	0	n/a
2002	0	n/a	0	n/a	0	n/a
2003	0	n/a	0	n/a	0	n/a
2004	0	n/a	0	n/a	0	n/a
2005	0	n/a	0	n/a	0	n/a
2006	0	n/a	0	n/a	0	n/a
2007	0	n/a	0	n/a	0	n/a
2008	0	n/a	0	n/a	0	n/a
2009	27,900	n/a	642,656	n/a	428,437	n/a
2010	105,700	278.9%	2,508,900	290.4%	1,672,600	290.4%
2011	127,400	20.5%	3,314,809	32.1%	2,209,873	32.1%
2012	122,700	-3.7%	2,989,313	-9.8%	1,992,875	-9.8%
2013	47,500	-61.3%	1,221,369	-59.1%	814,246	-59.1%
2014	0	-100.0%	0	-100.0%	0	-100.0%
2015	0	n/a	0	n/a	0	n/a
2016	0	n/a	0	n/a	0	n/a
2017	0	n/a	0	n/a	0	n/a
2018	0	n/a	0	n/a	0	n/a
2019	0	n/a	0	n/a	0	n/a
Total	**431,200**		**10,677,047**		**7,118,031**	

Data source: ARCOS (2006-2014) and Defendant Distribution Data (Walgreens 1/2006 - 3/2014)

Walgreens # 13583 (8/2009 to 12/2017)
DEA: FW1580174
901 Hyde Street
San Francisco, CA 94109

Walgreen Co Oxycodone Shipments to Walgreens # 13583, by Strength

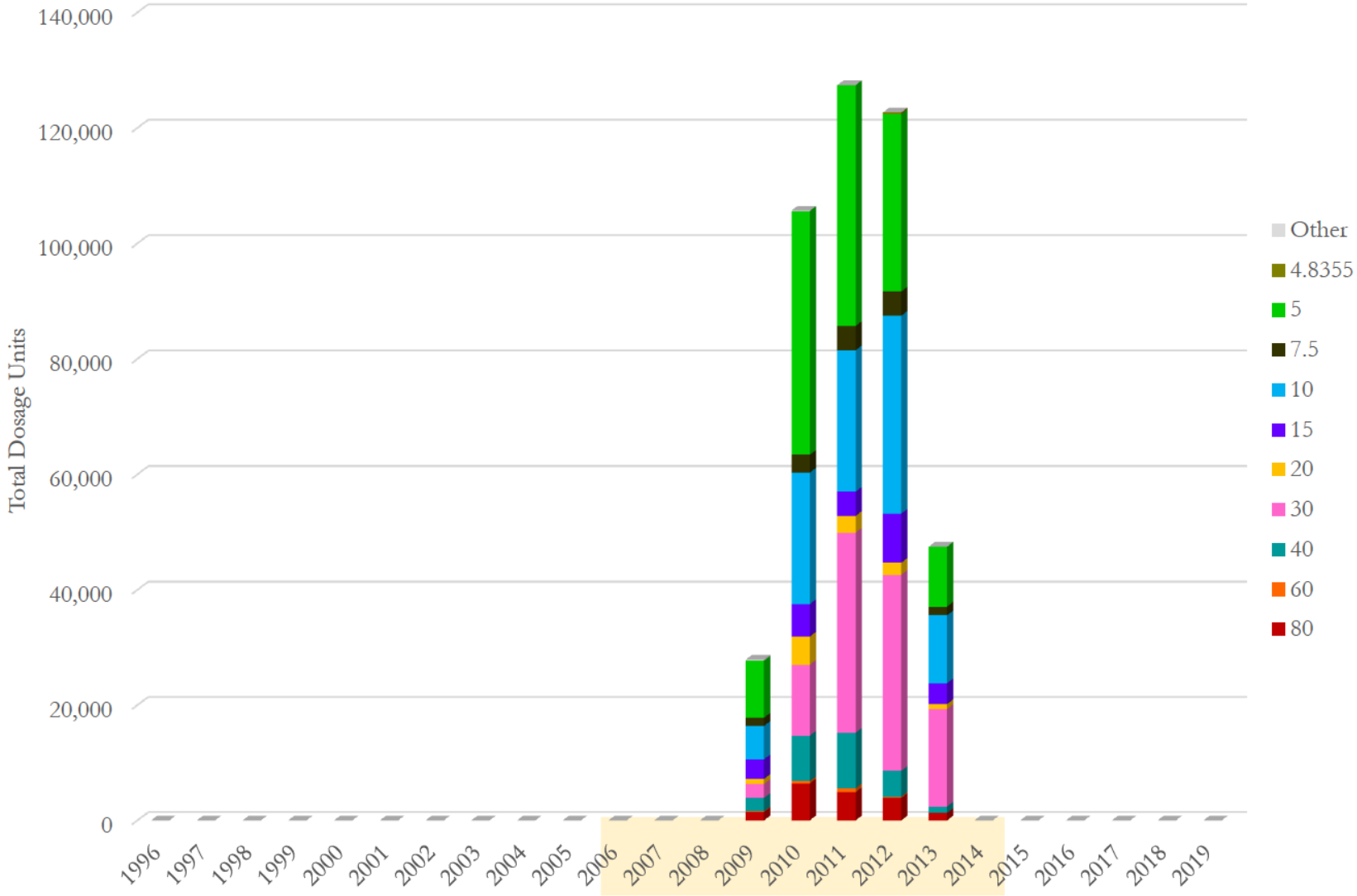

Data source: ARCOS (2006-2014) and Defendant Distribution Data (Walgreens 1/2006 - 3/2014)

Walgreens # 13583 (8/2009 to 12/2017)
DEA: FW1580174
901 Hyde Street
San Francisco, CA 94109

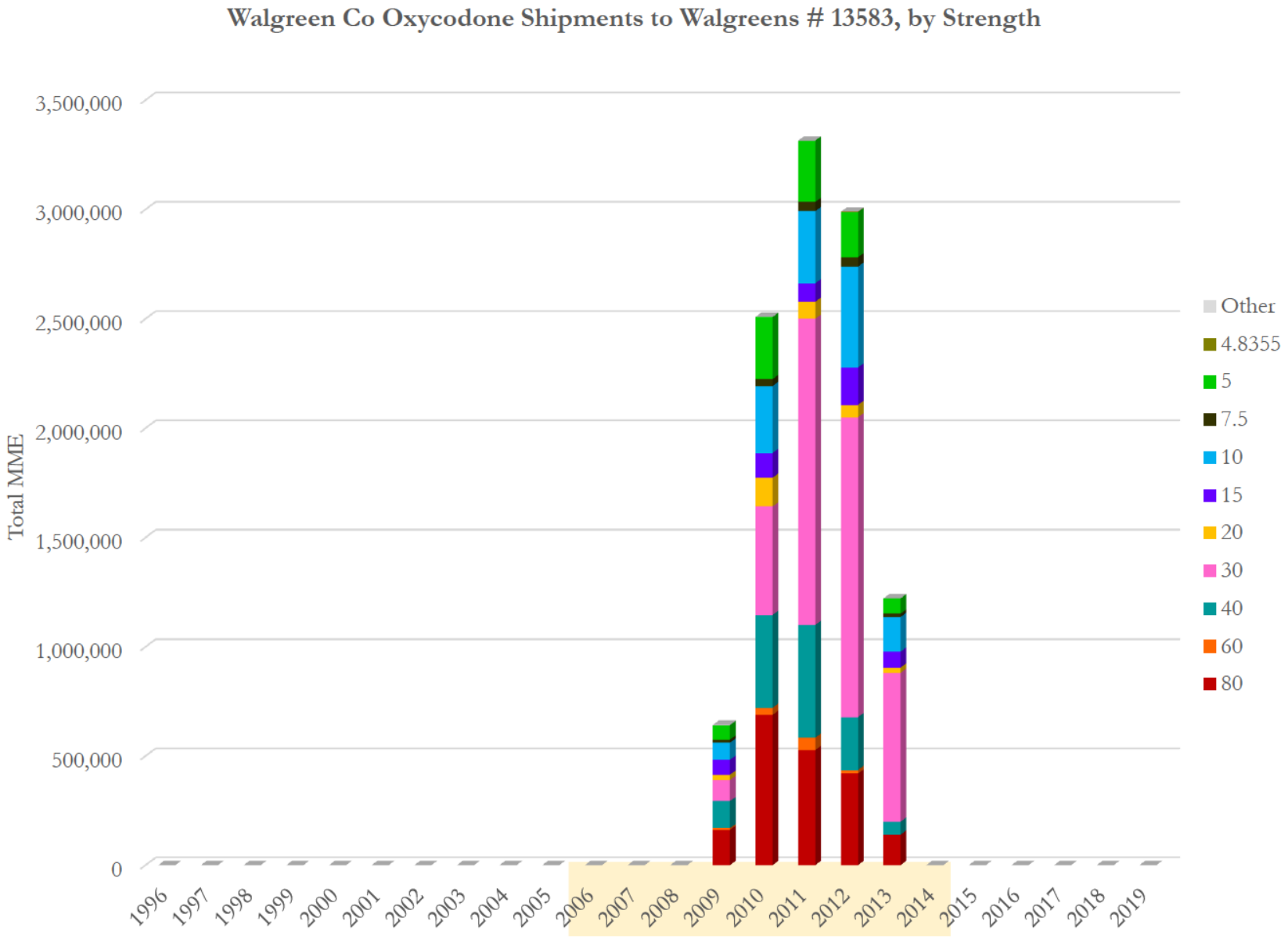

Data source: ARCOS (2006-2014) and Defendant Distribution Data (Walgreens 1/2006 - 3/2014)

Walgreens # 13583 (8/2009 to 12/2017)
DEA: FW1580174
901 Hyde Street
San Francisco, CA 94109

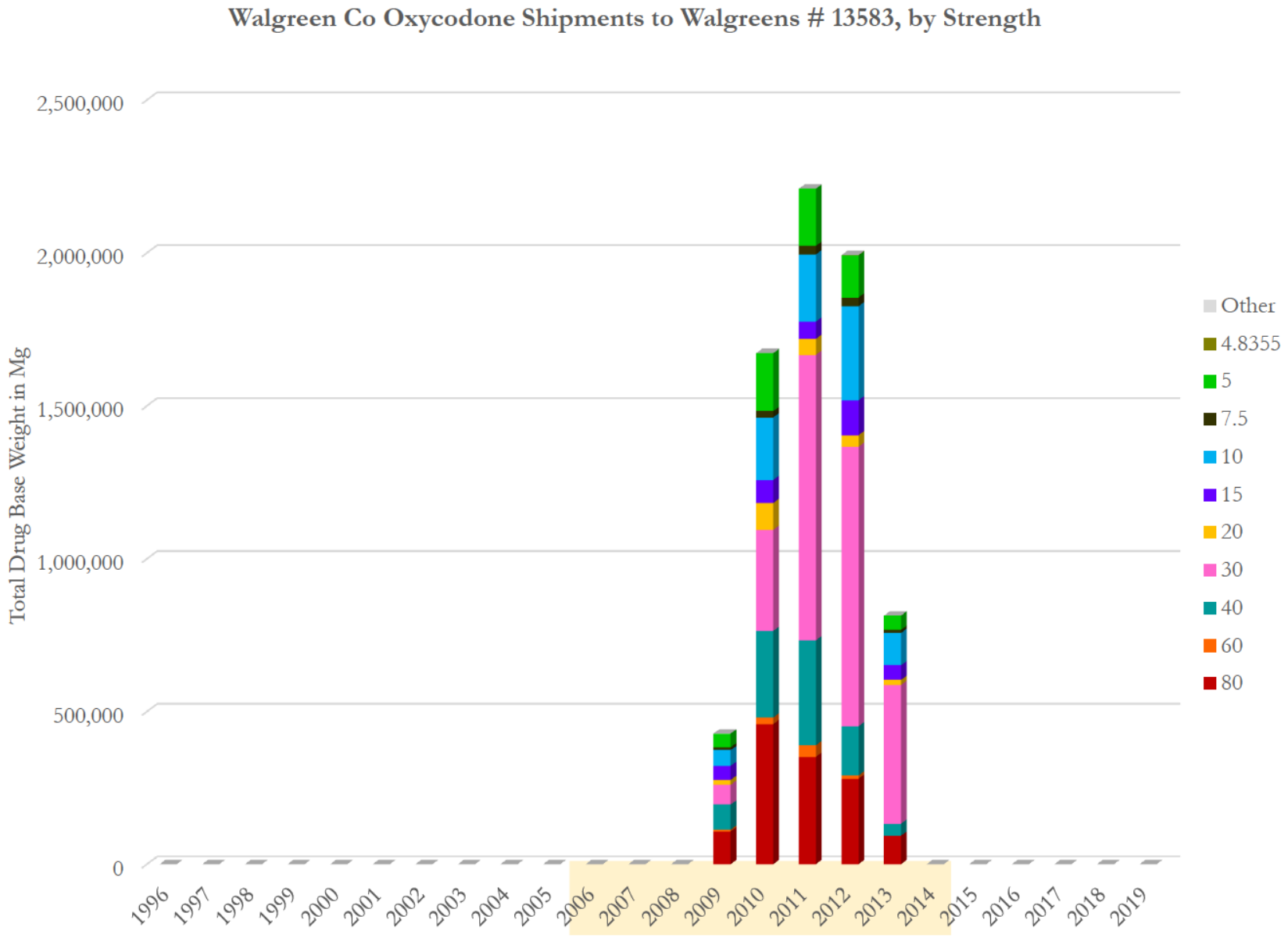

Data source: ARCOS (2006-2014) and Defendant Distribution Data (Walgreens 1/2006 - 3/2014)

Walgreens # 13583 (8/2009 to 12/2017)
DEA: FW1580174
901 Hyde Street
San Francisco, CA 94109

Walgreen Co Oxycodone Shipments to Walgreens # 13583, by Strength
(Total Dosage Units)

Strength Year\	80	60	40	30	20	15	10	7.5	5	4.8355	Other	Total	Avg. Str
1996	0	0	0	0	0	0	0	0	0	0	0	**0**	
1997	0	0	0	0	0	0	0	0	0	0	0	**0**	
1998	0	0	0	0	0	0	0	0	0	0	0	**0**	
1999	0	0	0	0	0	0	0	0	0	0	0	**0**	
2000	0	0	0	0	0	0	0	0	0	0	0	**0**	
2001	0	0	0	0	0	0	0	0	0	0	0	**0**	
2002	0	0	0	0	0	0	0	0	0	0	0	**0**	
2003	0	0	0	0	0	0	0	0	0	0	0	**0**	
2004	0	0	0	0	0	0	0	0	0	0	0	**0**	
2005	0	0	0	0	0	0	0	0	0	0	0	**0**	
2006	0	0	0	0	0	0	0	0	0	0	0	**0**	
2007	0	0	0	0	0	0	0	0	0	0	0	**0**	
2008	0	0	0	0	0	0	0	0	0	0	0	**0**	
2009	1,500	100	2,300	2,400	900	3,400	5,800	1,400	9,900	0	200	**27,900**	17.22
2010	6,400	400	7,900	12,300	4,900	5,600	22,800	3,100	42,200	0	100	**105,700**	17.66
2011	4,900	700	9,600	34,700	2,900	4,200	24,500	4,200	41,700	0	0	**127,400**	19.35
2012	3,900	200	4,500	34,000	2,100	8,500	34,300	4,200	30,700	300	0	**122,700**	18.12
2013	1,300	0	1,100	16,900	900	3,600	11,800	1,500	10,400	0	0	**47,500**	19.12
2014	0	0	0	0	0	0	0	0	0	0	0	**0**	
2015	0	0	0	0	0	0	0	0	0	0	0	**0**	
2016	0	0	0	0	0	0	0	0	0	0	0	**0**	
2017	0	0	0	0	0	0	0	0	0	0	0	**0**	
2018	0	0	0	0	0	0	0	0	0	0	0	**0**	
2019	0	0	0	0	0	0	0	0	0	0	0	**0**	
Total	**18,000**	**1,400**	**25,400**	**100,300**	**11,700**	**25,300**	**99,200**	**14,400**	**134,900**	**300**	**300**	**431,200**	18.42

Data source: ARCOS (2006-2014) and Defendant Distribution Data (Walgreens 1/2006 - 3/2014)

Walgreens # 13583 (8/2009 to 12/2017)
DEA: FW1580174
901 Hyde Street
San Francisco, CA 94109

Walgreen Co Oxycodone Shipments to Walgreens # 13583, by Strength
(Total MME)

Strength Year\	80	60	40	30	20	15	10	7.5	5	4.8355	Other	Total	Avg. Str
1996	0	0	0	0	0	0	0	0	0	0	0	**0**	
1997	0	0	0	0	0	0	0	0	0	0	0	**0**	
1998	0	0	0	0	0	0	0	0	0	0	0	**0**	
1999	0	0	0	0	0	0	0	0	0	0	0	**0**	
2000	0	0	0	0	0	0	0	0	0	0	0	**0**	
2001	0	0	0	0	0	0	0	0	0	0	0	**0**	
2002	0	0	0	0	0	0	0	0	0	0	0	**0**	
2003	0	0	0	0	0	0	0	0	0	0	0	**0**	
2004	0	0	0	0	0	0	0	0	0	0	0	**0**	
2005	0	0	0	0	0	0	0	0	0	0	0	**0**	
2006	0	0	0	0	0	0	0	0	0	0	0	**0**	
2007	0	0	0	0	0	0	0	0	0	0	0	**0**	
2008	0	0	0	0	0	0	0	0	0	0	0	**0**	
2009	161,370	8,069	123,717	96,822	24,206	68,582	77,996	14,120	66,565	0	1,210	**642,656**	17.22
2010	688,512	32,274	424,941	496,213	131,786	112,959	306,603	31,265	283,742	0	605	**2,508,900**	17.66
2011	527,142	56,480	516,384	1,399,885	77,996	84,719	329,464	42,360	280,380	0	0	**3,314,809**	19.35
2012	419,562	16,137	242,055	1,371,645	56,480	171,456	461,249	42,360	206,419	1,951	0	**2,989,313**	18.12
2013	139,854	0	59,169	681,788	24,206	72,617	158,681	15,128	69,927	0	0	**1,221,369**	19.12
2014	0	0	0	0	0	0	0	0	0	0	0	**0**	
2015	0	0	0	0	0	0	0	0	0	0	0	**0**	
2016	0	0	0	0	0	0	0	0	0	0	0	**0**	
2017	0	0	0	0	0	0	0	0	0	0	0	**0**	
2018	0	0	0	0	0	0	0	0	0	0	0	**0**	
2019	0	0	0	0	0	0	0	0	0	0	0	**0**	
Total	**1,936,440**	**112,959**	**1,366,266**	**4,046,353**	**314,672**	**510,333**	**1,333,992**	**145,233**	**907,034**	**1,951**	**1,815**	**10,677,047**	18.42

Data source: ARCOS (2006-2014) and Defendant Distribution Data (Walgreens 1/2006 - 3/2014)

Walgreens # 13583 (8/2009 to 12/2017)
DEA: FW1580174
901 Hyde Street
San Francisco, CA 94109

Walgreen Co Oxycodone Shipments to Walgreens # 13583, by Strength
(Total Drug Base Weight in Milligram)

Strength Year\	80	60	40	30	20	15	10	7.5	5	4.8355	Other	Total	Avg. Str
1996	0	0	0	0	0	0	0	0	0	0	0	**0**	
1997	0	0	0	0	0	0	0	0	0	0	0	**0**	
1998	0	0	0	0	0	0	0	0	0	0	0	**0**	
1999	0	0	0	0	0	0	0	0	0	0	0	**0**	
2000	0	0	0	0	0	0	0	0	0	0	0	**0**	
2001	0	0	0	0	0	0	0	0	0	0	0	**0**	
2002	0	0	0	0	0	0	0	0	0	0	0	**0**	
2003	0	0	0	0	0	0	0	0	0	0	0	**0**	
2004	0	0	0	0	0	0	0	0	0	0	0	**0**	
2005	0	0	0	0	0	0	0	0	0	0	0	**0**	
2006	0	0	0	0	0	0	0	0	0	0	0	**0**	
2007	0	0	0	0	0	0	0	0	0	0	0	**0**	
2008	0	0	0	0	0	0	0	0	0	0	0	**0**	
2009	107,580	5,379	82,478	64,548	16,137	45,722	51,997	9,413	44,377	0	807	**428,437**	17.22
2010	459,008	21,516	283,294	330,809	87,857	75,306	204,402	20,844	189,162	0	403	**1,672,600**	17.66
2011	351,428	37,653	344,256	933,257	51,997	56,480	219,643	28,240	186,920	0	0	**2,209,873**	19.35
2012	279,708	10,758	161,370	914,430	37,653	114,304	307,500	28,240	137,613	1,301	0	**1,992,875**	18.12
2013	93,236	0	39,446	454,526	16,137	48,411	105,787	10,086	46,618	0	0	**814,246**	19.12
2014	0	0	0	0	0	0	0	0	0	0	0	**0**	
2015	0	0	0	0	0	0	0	0	0	0	0	**0**	
2016	0	0	0	0	0	0	0	0	0	0	0	**0**	
2017	0	0	0	0	0	0	0	0	0	0	0	**0**	
2018	0	0	0	0	0	0	0	0	0	0	0	**0**	
2019	0	0	0	0	0	0	0	0	0	0	0	**0**	
Total	**1,290,960**	**75,306**	**910,844**	**2,697,569**	**209,781**	**340,222**	**889,328**	**96,822**	**604,689**	**1,301**	**1,210**	**7,118,031**	18.42

Data source: ARCOS (2006-2014) and Defendant Distribution Data (Walgreens 1/2006 - 3/2014)

Walgreens # 13583 (8/2009 to 12/2017)
DEA: FW1580174
901 Hyde Street
San Francisco, CA 94109

Walgreen Co Hydrocodone Shipments to Walgreens # 13583

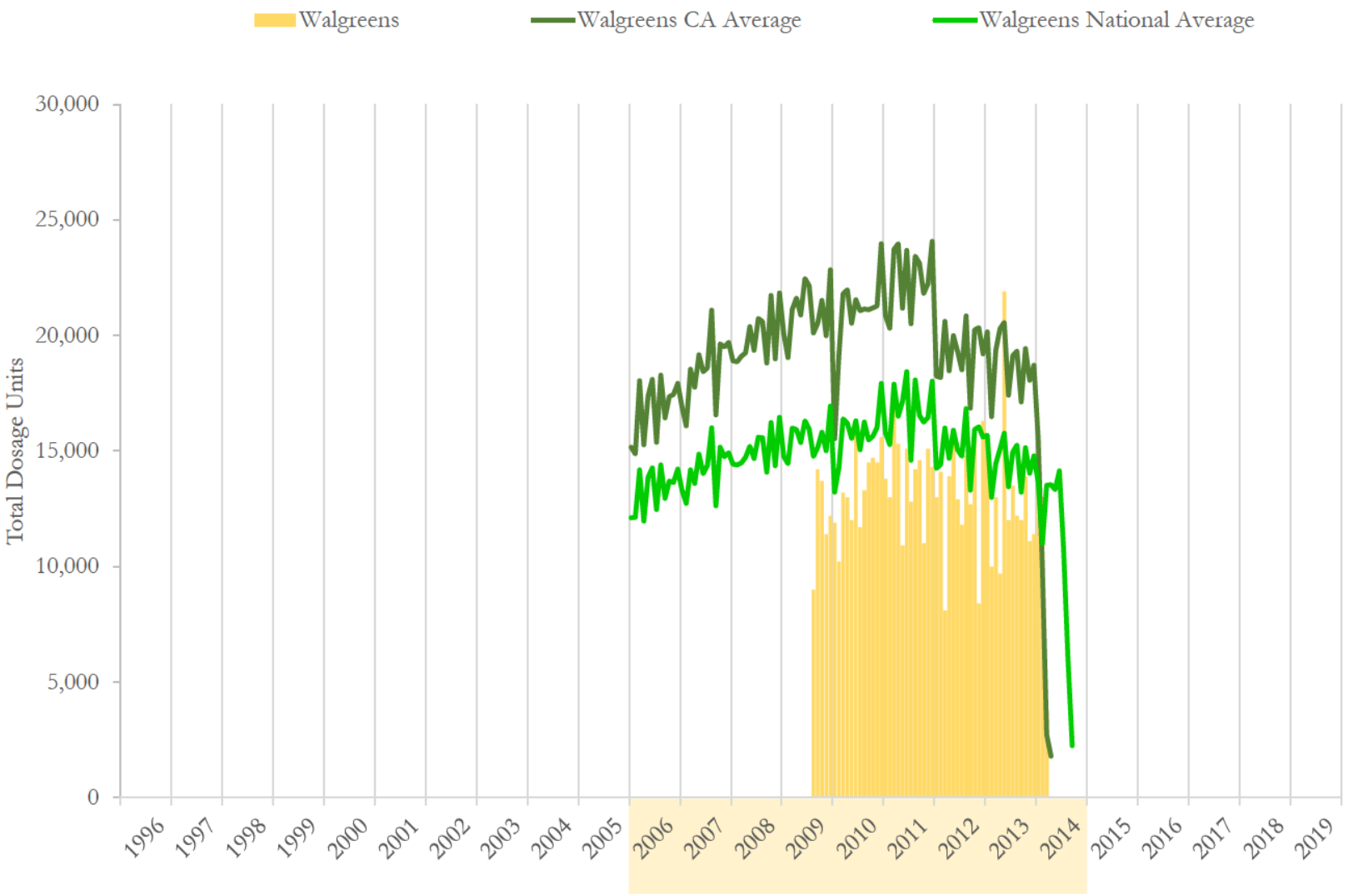

National and state averages reflect hydrocodone shipped from Walgreen Co to all active pharmacies each month.
Data source: ARCOS (2006-2014) and Defendant Distribution Data (Walgreens 1/2006 - 3/2014)

Walgreens # 13583 (8/2009 to 12/2017)
DEA: FW1580174
901 Hyde Street
San Francisco, CA 94109

Walgreen Co Hydrocodone Shipments to Walgreens # 13583

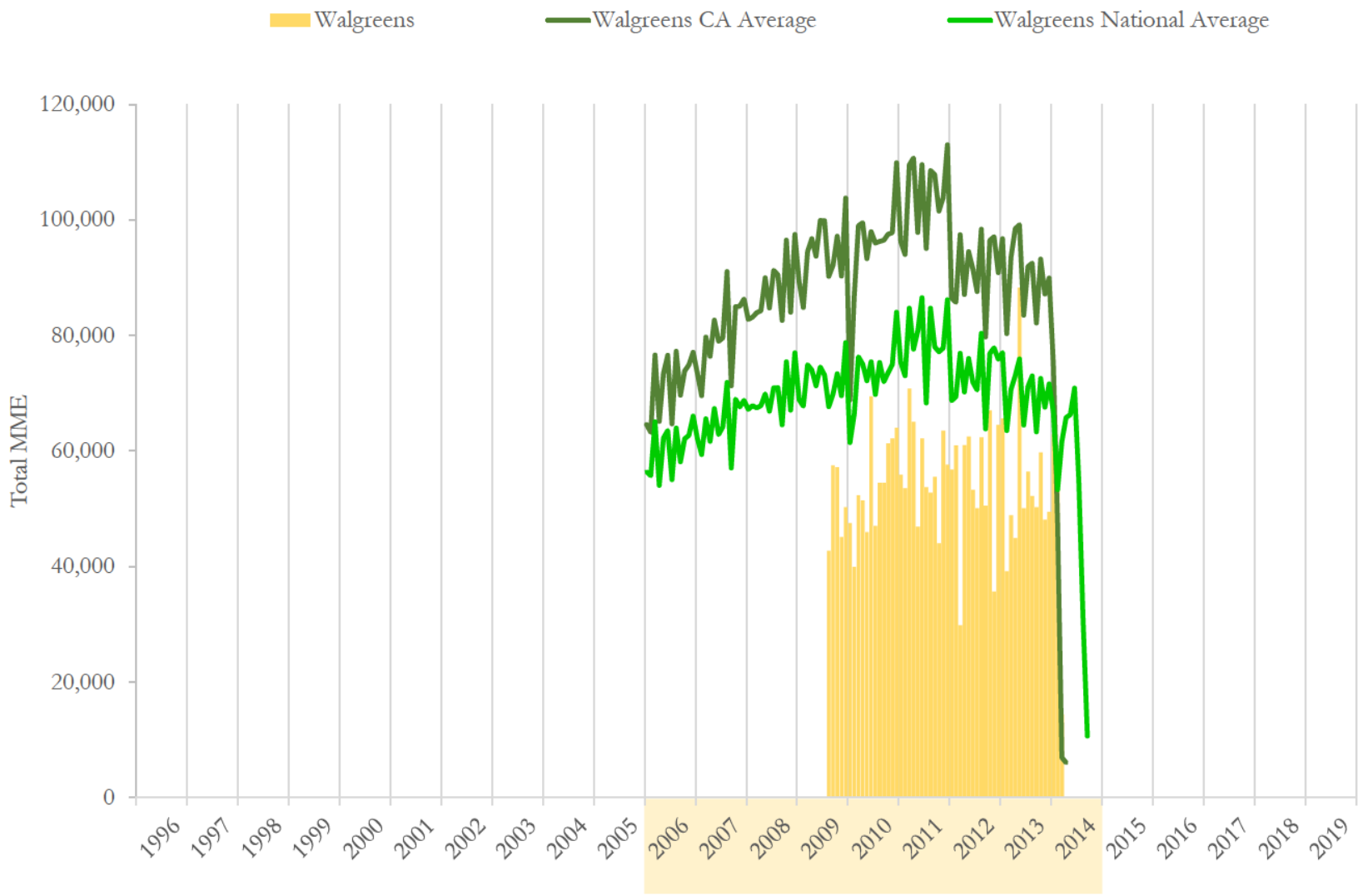

National and state averages reflect hydrocodone shipped from Walgreen Co to all active pharmacies each month.
Data source: ARCOS (2006-2014) and Defendant Distribution Data (Walgreens 1/2006 - 3/2014)

Walgreens # 13583 (8/2009 to 12/2017)
DEA: FW1580174
901 Hyde Street
San Francisco, CA 94109

Walgreen Co Hydrocodone Shipments to Walgreens # 13583

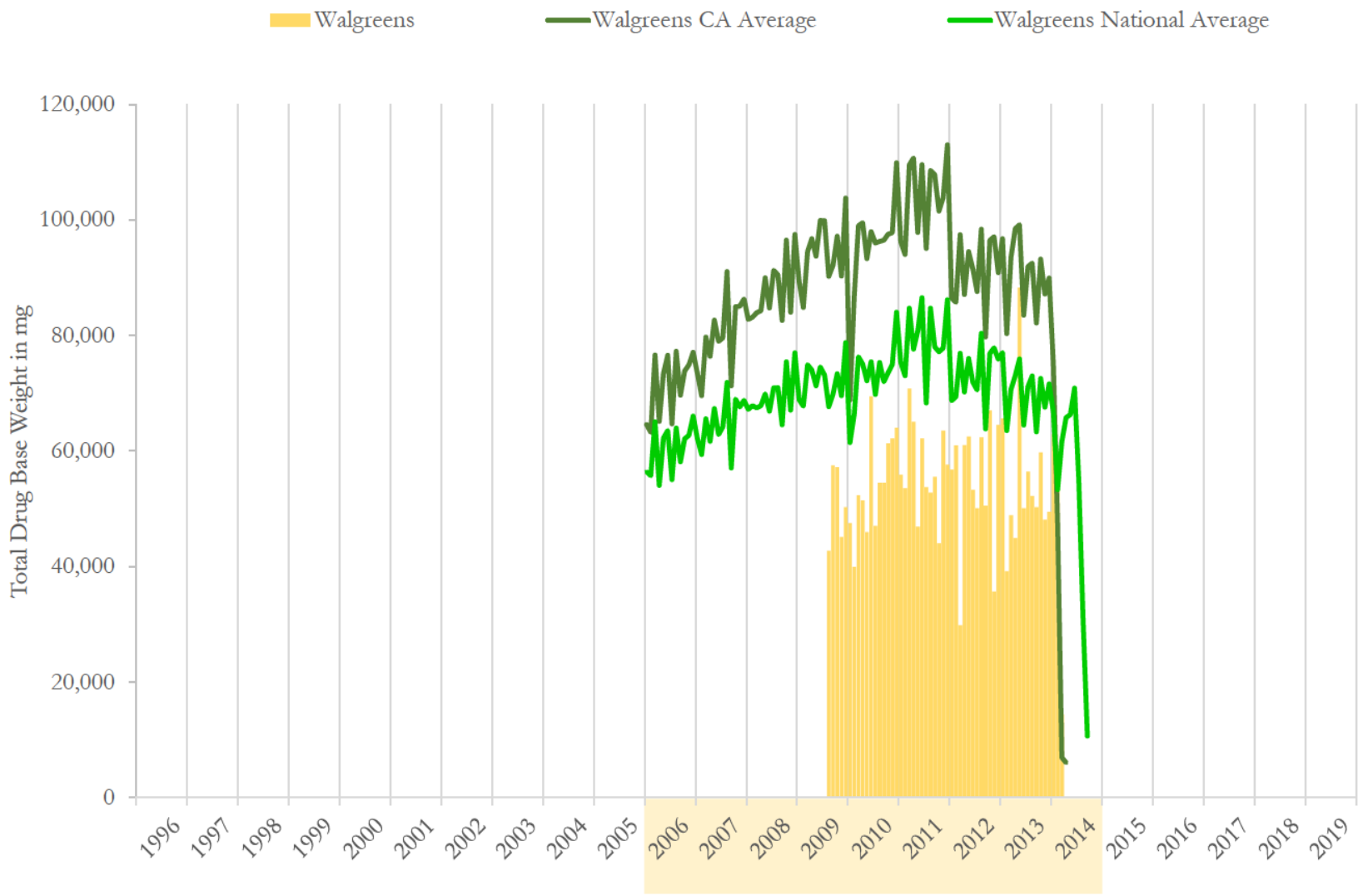

National and state averages reflect hydrocodone shipped from Walgreen Co to all active pharmacies each month.
Data source: ARCOS (2006-2014) and Defendant Distribution Data (Walgreens 1/2006 - 3/2014)

Walgreens # 13583 (8/2009 to 12/2017)
DEA: FW1580174
901 Hyde Street
San Francisco, CA 94109

Walgreen Co Hydrocodone Shipments to Walgreens # 13583

	Dosage Units		MME		Drug Base Weight in mg	
Date	Walgreens	% Change	Walgreens	% Change	Walgreens	% Change
01/2008	0	n/a	0	n/a	0	n/a
02/2008	0	n/a	0	n/a	0	n/a
03/2008	0	n/a	0	n/a	0	n/a
04/2008	0	n/a	0	n/a	0	n/a
05/2008	0	n/a	0	n/a	0	n/a
06/2008	0	n/a	0	n/a	0	n/a
07/2008	0	n/a	0	n/a	0	n/a
08/2008	0	n/a	0	n/a	0	n/a
09/2008	0	n/a	0	n/a	0	n/a
10/2008	0	n/a	0	n/a	0	n/a
11/2008	0	n/a	0	n/a	0	n/a
12/2008	0	n/a	0	n/a	0	n/a
01/2009	0	n/a	0	n/a	0	n/a
02/2009	0	n/a	0	n/a	0	n/a
03/2009	0	n/a	0	n/a	0	n/a
04/2009	0	n/a	0	n/a	0	n/a
05/2009	0	n/a	0	n/a	0	n/a
06/2009	0	n/a	0	n/a	0	n/a
07/2009	0	n/a	0	n/a	0	n/a
08/2009	9,000	n/a	42,735	n/a	42,735	n/a
09/2009	14,200	57.8%	57,489	34.5%	57,489	34.5%
10/2009	13,700	-3.5%	57,194	-0.5%	57,194	-0.5%
11/2009	11,400	-16.8%	45,102	-21.1%	45,102	-21.1%
12/2009	12,200	7.0%	50,248	11.4%	50,248	11.4%

Data source: ARCOS (2006-2014) and Defendant Distribution Data (Walgreens 1/2006 - 3/2014)

Walgreens # 13583 (8/2009 to 12/2017)
DEA: FW1580174
901 Hyde Street
San Francisco, CA 94109

Walgreen Co Hydrocodone Shipments to Walgreens # 13583

	Dosage Units		MME		Drug Base Weight in mg	
Date	Walgreens	% Change	Walgreens	% Change	Walgreens	% Change
01/2010	11,900	-2.5%	47,524	-5.4%	47,524	-5.4%
02/2010	10,200	-14.3%	39,948	-15.9%	39,948	-15.9%
03/2010	13,200	29.4%	52,351	31.0%	52,351	31.0%
04/2010	13,000	-1.5%	51,427	-1.8%	51,427	-1.8%
05/2010	12,000	-7.7%	45,962	-10.6%	45,962	-10.6%
06/2010	16,300	35.8%	69,437	51.1%	69,437	51.1%
07/2010	11,700	-28.2%	47,029	-32.3%	47,029	-32.3%
08/2010	13,300	13.7%	54,486	15.9%	54,486	15.9%
09/2010	14,500	9.0%	54,486	0.0%	54,486	0.0%
10/2010	14,700	1.4%	61,297	12.5%	61,297	12.5%
11/2010	14,500	-1.4%	62,172	1.4%	62,172	1.4%
12/2010	15,600	7.6%	64,021	3.0%	64,021	3.0%
01/2011	13,800	-11.5%	55,848	-12.8%	55,848	-12.8%
02/2011	13,000	-5.8%	53,537	-4.1%	53,537	-4.1%
03/2011	17,300	33.1%	70,799	32.2%	70,799	32.2%
04/2011	15,300	-11.6%	65,056	-8.1%	65,056	-8.1%
05/2011	10,900	-28.8%	46,902	-27.9%	46,902	-27.9%
06/2011	15,100	38.5%	62,156	32.5%	62,156	32.5%
07/2011	12,800	-15.2%	53,713	-13.6%	53,713	-13.6%
08/2011	14,200	10.9%	52,821	-1.7%	52,821	-1.7%
09/2011	14,600	2.8%	55,529	5.1%	55,529	5.1%
10/2011	11,000	-24.7%	44,027	-20.7%	44,027	-20.7%
11/2011	15,100	37.3%	63,567	44.4%	63,567	44.4%
12/2011	14,300	-5.3%	57,656	-9.3%	57,656	-9.3%

Data source: ARCOS (2006-2014) and Defendant Distribution Data (Walgreens 1/2006 - 3/2014)

Walgreens # 13583 (8/2009 to 12/2017)
DEA: FW1580174
901 Hyde Street
San Francisco, CA 94109

Walgreen Co Hydrocodone Shipments to Walgreens # 13583

	Dosage Units		MME		Drug Base Weight in mg	
Date	Walgreens	% Change	Walgreens	% Change	Walgreens	% Change
01/2012	13,000	-9.1%	56,756	-1.6%	56,756	-1.6%
02/2012	14,100	8.5%	60,978	7.4%	60,978	7.4%
03/2012	8,100	-42.6%	29,816	-51.1%	29,816	-51.1%
04/2012	13,900	71.6%	60,986	104.5%	60,986	104.5%
05/2012	15,500	11.5%	62,499	2.5%	62,499	2.5%
06/2012	12,900	-16.8%	53,267	-14.8%	53,267	-14.8%
07/2012	11,800	-8.5%	50,089	-6.0%	50,089	-6.0%
08/2012	14,800	25.4%	62,356	24.5%	62,356	24.5%
09/2012	12,700	-14.2%	50,551	-18.9%	50,551	-18.9%
10/2012	15,700	23.6%	67,032	32.6%	67,032	32.6%
11/2012	8,400	-46.5%	35,694	-46.8%	35,694	-46.8%
12/2012	16,300	94.0%	64,475	80.6%	64,475	80.6%
01/2013	14,800	-9.2%	65,645	1.8%	65,645	1.8%
02/2013	10,000	-32.4%	39,167	-40.3%	39,167	-40.3%
03/2013	13,000	30.0%	48,862	24.8%	48,862	24.8%
04/2013	9,700	-25.4%	44,918	-8.1%	44,918	-8.1%
05/2013	21,900	125.8%	88,315	96.6%	88,315	96.6%
06/2013	12,000	-45.2%	50,072	-43.3%	50,072	-43.3%
07/2013	13,500	12.5%	56,429	12.7%	56,429	12.7%
08/2013	12,200	-9.6%	52,208	-7.5%	52,208	-7.5%
09/2013	12,000	-1.6%	50,248	-3.8%	50,248	-3.8%
10/2013	13,900	15.8%	59,735	18.9%	59,735	18.9%
11/2013	11,100	-20.1%	48,113	-19.5%	48,113	-19.5%
12/2013	11,400	2.7%	49,435	2.7%	49,435	2.7%

Data source: ARCOS (2006-2014) and Defendant Distribution Data (Walgreens 1/2006 - 3/2014)

Walgreen Co Hydrocodone Shipments to Walgreens # 13583

	Dosage Units		MME		Drug Base Weight in mg	
Date	Walgreens	% Change	Walgreens	% Change	Walgreens	% Change
01/2014	14,300	25.4%	62,889	27.2%	62,889	27.2%
02/2014	13,000	-9.1%	55,824	-11.2%	55,824	-11.2%
03/2014	3,700	-71.5%	14,378	-74.2%	14,378	-74.2%
04/2014	0	-100.0%	0	-100.0%	0	-100.0%
05/2014	0	n/a	0	n/a	0	n/a
06/2014	0	n/a	0	n/a	0	n/a
07/2014	0	n/a	0	n/a	0	n/a
08/2014	0	n/a	0	n/a	0	n/a
09/2014	0	n/a	0	n/a	0	n/a
10/2014	0	n/a	0	n/a	0	n/a
11/2014	0	n/a	0	n/a	0	n/a
12/2014	0	n/a	0	n/a	0	n/a
01/2015	0	n/a	0	n/a	0	n/a
02/2015	0	n/a	0	n/a	0	n/a
03/2015	0	n/a	0	n/a	0	n/a
04/2015	0	n/a	0	n/a	0	n/a
05/2015	0	n/a	0	n/a	0	n/a
06/2015	0	n/a	0	n/a	0	n/a
07/2015	0	n/a	0	n/a	0	n/a
08/2015	0	n/a	0	n/a	0	n/a
09/2015	0	n/a	0	n/a	0	n/a
10/2015	0	n/a	0	n/a	0	n/a
11/2015	0	n/a	0	n/a	0	n/a
12/2015	0	n/a	0	n/a	0	n/a

Data source: ARCOS (2006-2014) and Defendant Distribution Data (Walgreens 1/2006 - 3/2014)

Walgreens # 13583 (8/2009 to 12/2017)
DEA: FW1580174
901 Hyde Street
San Francisco, CA 94109

Walgreen Co Hydrocodone Shipments to Walgreens # 13583

	Dosage Units		MME		Drug Base Weight in mg	
Date	Walgreens	% Change	Walgreens	% Change	Walgreens	% Change
1996	0		0		0	
1997	0	n/a	0	n/a	0	n/a
1998	0	n/a	0	n/a	0	n/a
1999	0	n/a	0	n/a	0	n/a
2000	0	n/a	0	n/a	0	n/a
2001	0	n/a	0	n/a	0	n/a
2002	0	n/a	0	n/a	0	n/a
2003	0	n/a	0	n/a	0	n/a
2004	0	n/a	0	n/a	0	n/a
2005	0	n/a	0	n/a	0	n/a
2006	0	n/a	0	n/a	0	n/a
2007	0	n/a	0	n/a	0	n/a
2008	0	n/a	0	n/a	0	n/a
2009	60,500	n/a	252,768	n/a	252,768	n/a
2010	160,900	166.0%	650,140	157.2%	650,140	157.2%
2011	167,400	4.0%	681,612	4.8%	681,612	4.8%
2012	157,200	-6.1%	654,499	-4.0%	654,499	-4.0%
2013	155,500	-1.1%	653,148	-0.2%	653,148	-0.2%
2014	31,000	-80.1%	133,091	-79.6%	133,091	-79.6%
2015	0	-100.0%	0	-100.0%	0	-100.0%
2016	0	n/a	0	n/a	0	n/a
2017	0	n/a	0	n/a	0	n/a
2018	0	n/a	0	n/a	0	n/a
2019	0	n/a	0	n/a	0	n/a
Total	**732,500**		**3,025,258**		**3,025,258**	

Data source: ARCOS (2006-2014) and Defendant Distribution Data (Walgreens 1/2006 - 3/2014)

Walgreens # 13583 (8/2009 to 12/2017)
DEA: FW1580174
901 Hyde Street
San Francisco, CA 94109

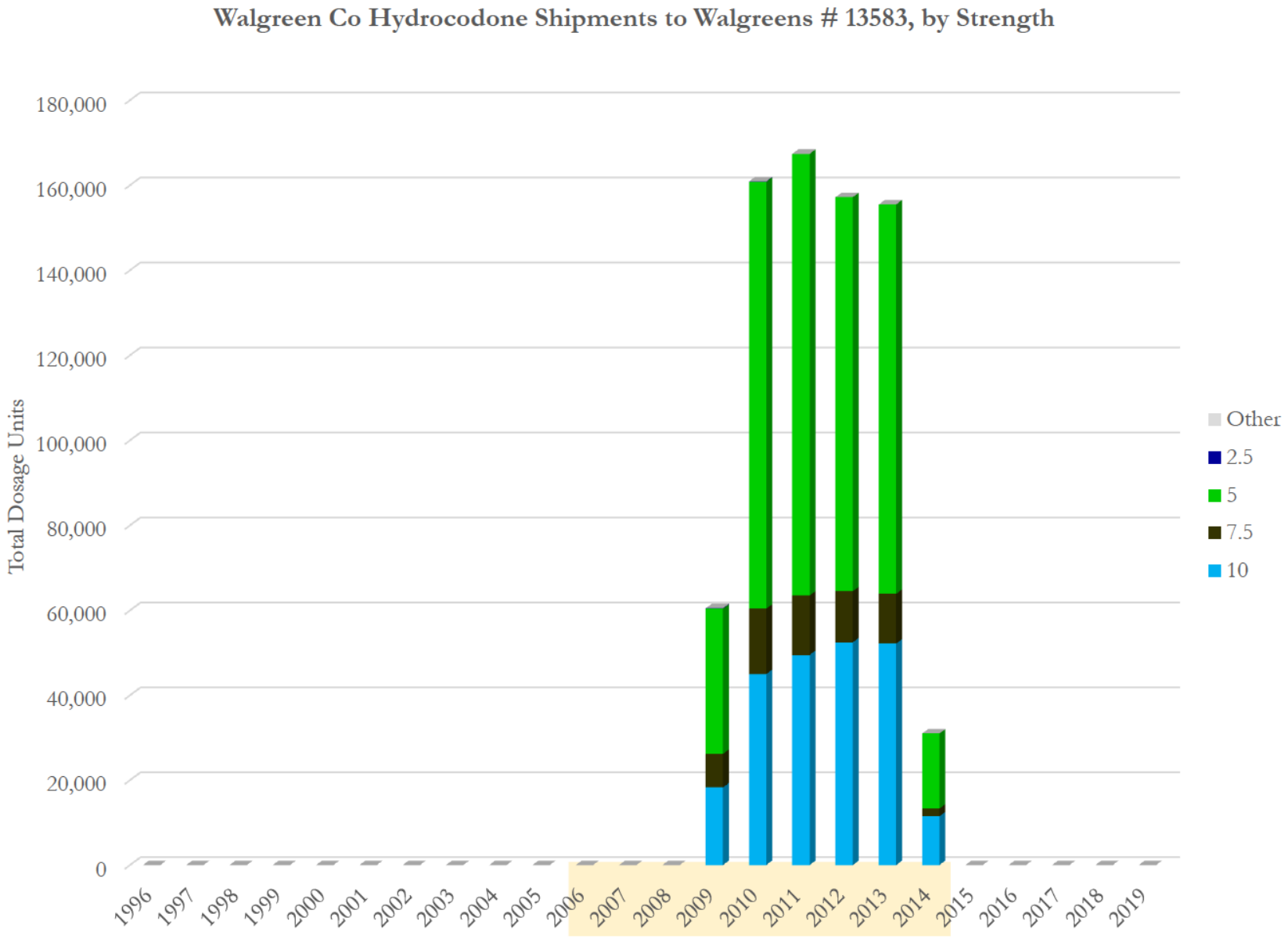

Data source: ARCOS (2006-2014) and Defendant Distribution Data (Walgreens 1/2006 - 3/2014)

Walgreens # 13583 (8/2009 to 12/2017)
DEA: FW1580174
901 Hyde Street
San Francisco, CA 94109

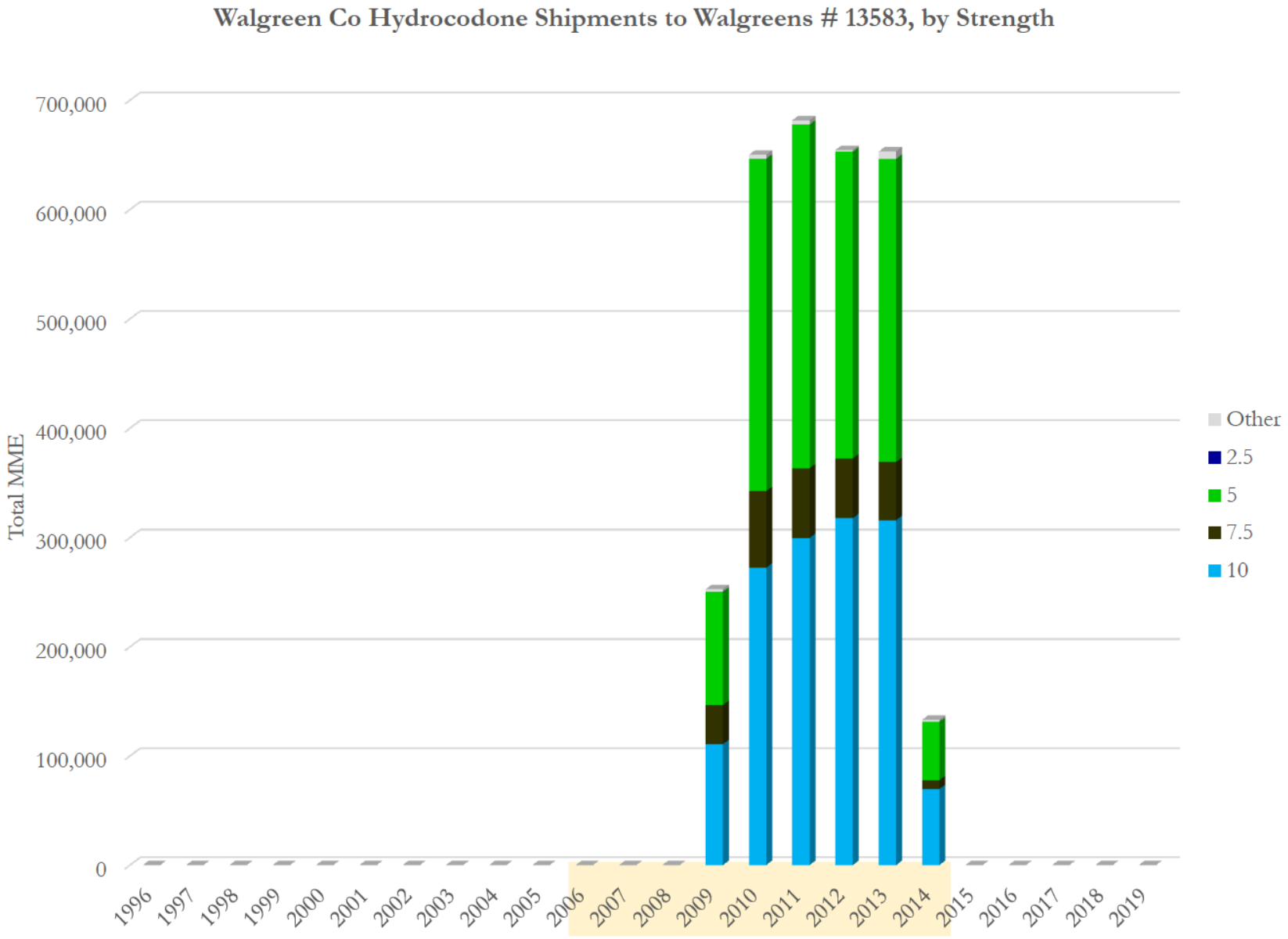

Data source: ARCOS (2006-2014) and Defendant Distribution Data (Walgreens 1/2006 - 3/2014)

Walgreens # 13583 (8/2009 to 12/2017)
DEA: FW1580174
901 Hyde Street
San Francisco, CA 94109

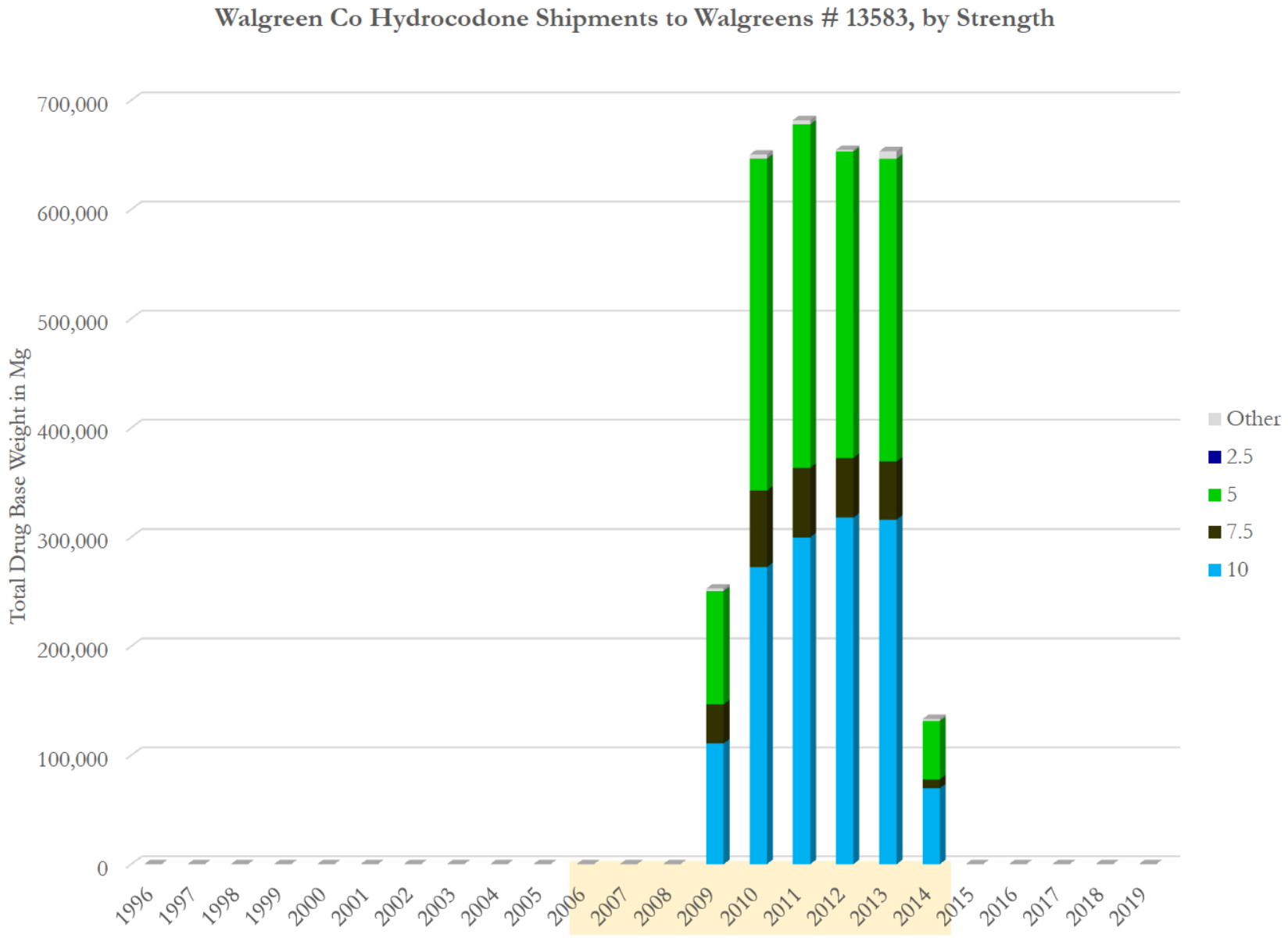

Data source: ARCOS (2006-2014) and Defendant Distribution Data (Walgreens 1/2006 - 3/2014)

Walgreens # 13583 (8/2009 to 12/2017)
DEA: FW1580174
901 Hyde Street
San Francisco, CA 94109

Walgreen Co Hydrocodone Shipments to Walgreens # 13583, by Strength
(Total Dosage Units)

Strength Year\	10	7.5	5	2.5	Other	Total	Avg. Str
1996	0	0	0	0	0	**0**	
1997	0	0	0	0	0	**0**	
1998	0	0	0	0	0	**0**	
1999	0	0	0	0	0	**0**	
2000	0	0	0	0	0	**0**	
2001	0	0	0	0	0	**0**	
2002	0	0	0	0	0	**0**	
2003	0	0	0	0	0	**0**	
2004	0	0	0	0	0	**0**	
2005	0	0	0	0	0	**0**	
2006	0	0	0	0	0	**0**	
2007	0	0	0	0	0	**0**	
2008	0	0	0	0	0	**0**	
2009	18,300	7,900	34,200	100	0	**60,500**	6.83
2010	45,000	15,400	100,400	100	0	**160,900**	6.64
2011	49,500	14,000	103,900	0	0	**167,400**	6.69
2012	52,500	12,000	92,700	0	0	**157,200**	6.86
2013	52,200	11,700	91,600	0	0	**155,500**	6.87
2014	11,500	1,800	17,700	0	0	**31,000**	7.00
2015	0	0	0	0	0	**0**	
2016	0	0	0	0	0	**0**	
2017	0	0	0	0	0	**0**	
2018	0	0	0	0	0	**0**	
2019	0	0	0	0	0	**0**	
Total	**229,000**	**62,800**	**440,500**	**200**	**0**	**732,500**	6.78

Data source: ARCOS (2006-2014) and Defendant Distribution Data (Walgreens 1/2006 - 3/2014)

Walgreens # 13583 (8/2009 to 12/2017)
DEA: FW1580174
901 Hyde Street
San Francisco, CA 94109

Walgreen Co Hydrocodone Shipments to Walgreens # 13583, by Strength
(Total MME)

Strength Year\	10	7.5	5	2.5	Other	Total	Avg. Str
1996	0	0	0	0	0	**0**	
1997	0	0	0	0	0	**0**	
1998	0	0	0	0	0	**0**	
1999	0	0	0	0	0	**0**	
2000	0	0	0	0	0	**0**	
2001	0	0	0	0	0	**0**	
2002	0	0	0	0	0	**0**	
2003	0	0	0	0	0	**0**	
2004	0	0	0	0	0	**0**	
2005	0	0	0	0	0	**0**	
2006	0	0	0	0	0	**0**	
2007	0	0	0	0	0	**0**	
2008	0	0	0	0	0	**0**	
2009	110,788	35,870	103,523	151	2,435	**252,768**	6.83
2010	272,430	69,924	303,911	151	3,724	**650,140**	6.64
2011	299,673	63,567	314,505	0	3,867	**681,612**	6.69
2012	317,835	54,486	280,603	0	1,576	**654,499**	6.86
2013	316,019	53,124	277,273	0	6,732	**653,148**	6.87
2014	69,621	8,173	53,578	0	1,719	**133,091**	7.00
2015	0	0	0	0	0	**0**	
2016	0	0	0	0	0	**0**	
2017	0	0	0	0	0	**0**	
2018	0	0	0	0	0	**0**	
2019	0	0	0	0	0	**0**	
Total	**1,386,366**	**285,143**	**1,333,394**	**303**	**20,052**	**3,025,258**	6.78

Data source: ARCOS (2006-2014) and Defendant Distribution Data (Walgreens 1/2006 - 3/2014)

Walgreens # 13583 (8/2009 to 12/2017)
DEA: FW1580174
901 Hyde Street
San Francisco, CA 94109

Walgreen Co Hydrocodone Shipments to Walgreens # 13583, by Strength
(Total Drug Base Weight in Milligram)

Strength Year\	10	7.5	5	2.5	Other	Total	Avg. Str
1996	0	0	0	0	0	**0**	
1997	0	0	0	0	0	**0**	
1998	0	0	0	0	0	**0**	
1999	0	0	0	0	0	**0**	
2000	0	0	0	0	0	**0**	
2001	0	0	0	0	0	**0**	
2002	0	0	0	0	0	**0**	
2003	0	0	0	0	0	**0**	
2004	0	0	0	0	0	**0**	
2005	0	0	0	0	0	**0**	
2006	0	0	0	0	0	**0**	
2007	0	0	0	0	0	**0**	
2008	0	0	0	0	0	**0**	
2009	110,788	35,870	103,523	151	2,435	**252,768**	6.83
2010	272,430	69,924	303,911	151	3,724	**650,140**	6.64
2011	299,673	63,567	314,505	0	3,867	**681,612**	6.69
2012	317,835	54,486	280,603	0	1,576	**654,499**	6.86
2013	316,019	53,124	277,273	0	6,732	**653,148**	6.87
2014	69,621	8,173	53,578	0	1,719	**133,091**	7.00
2015	0	0	0	0	0	**0**	
2016	0	0	0	0	0	**0**	
2017	0	0	0	0	0	**0**	
2018	0	0	0	0	0	**0**	
2019	0	0	0	0	0	**0**	
Total	**1,386,366**	**285,143**	**1,333,394**	**303**	**20,052**	**3,025,258**	6.78

Data source: ARCOS (2006-2014) and Defendant Distribution Data (Walgreens 1/2006 - 3/2014)

Walgreens # 13668 (5/2009 to 12/2017)
DEA: FW1295016
1496 Market Street
San Francisco, CA 94102

Walgreen Co Oxycodone Shipments to Walgreens # 13668

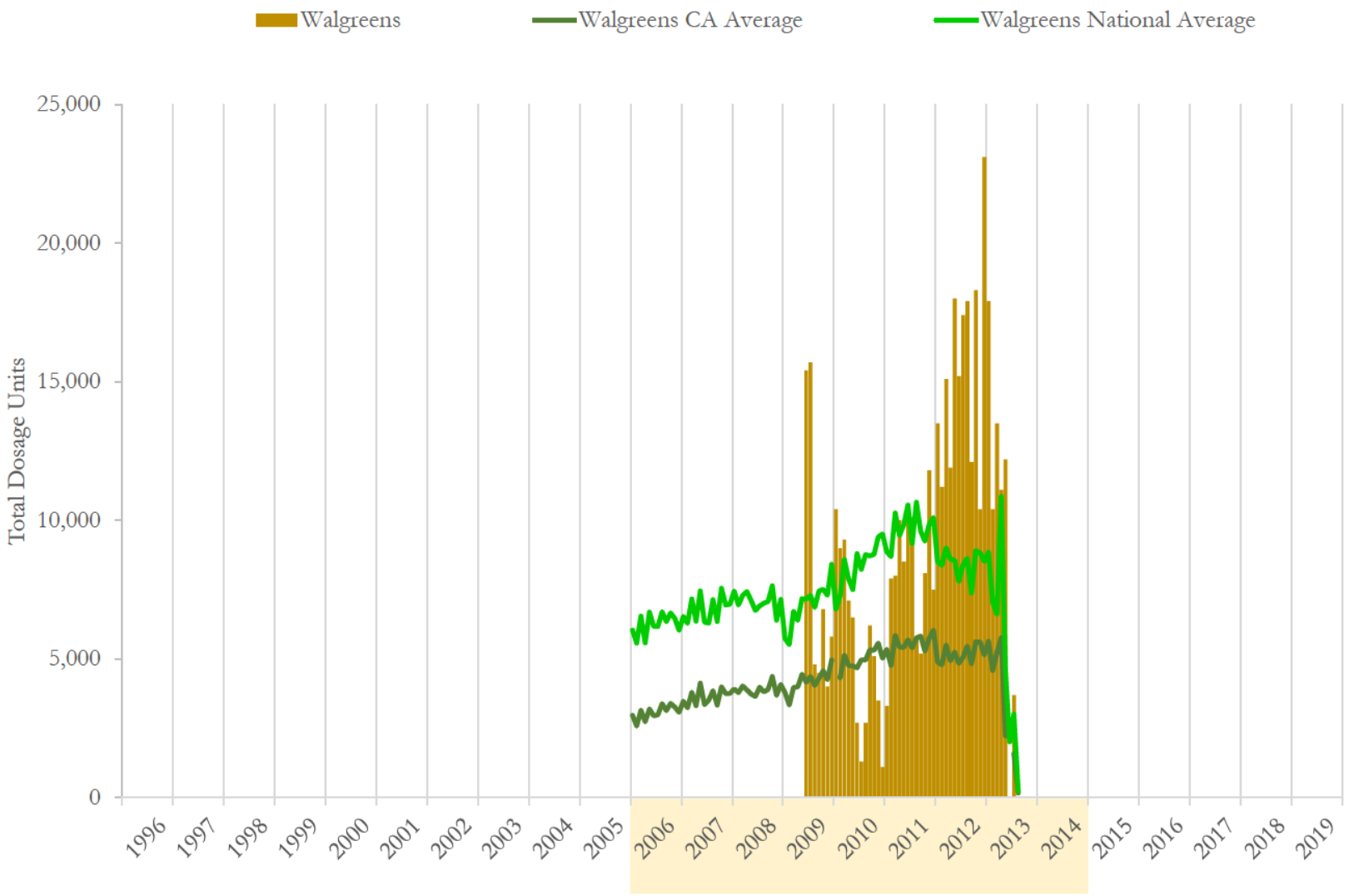

National and state averages reflect oxycodone shipped from Walgreen Co to all active pharmacies each month.
Data source: ARCOS (2006-2014) and Defendant Distribution Data (Walgreens 1/2006 - 3/2014)

Walgreens # 13668 (5/2009 to 12/2017)
DEA: FW1295016
1496 Market Street
San Francisco, CA 94102

Walgreen Co Oxycodone Shipments to Walgreens # 13668

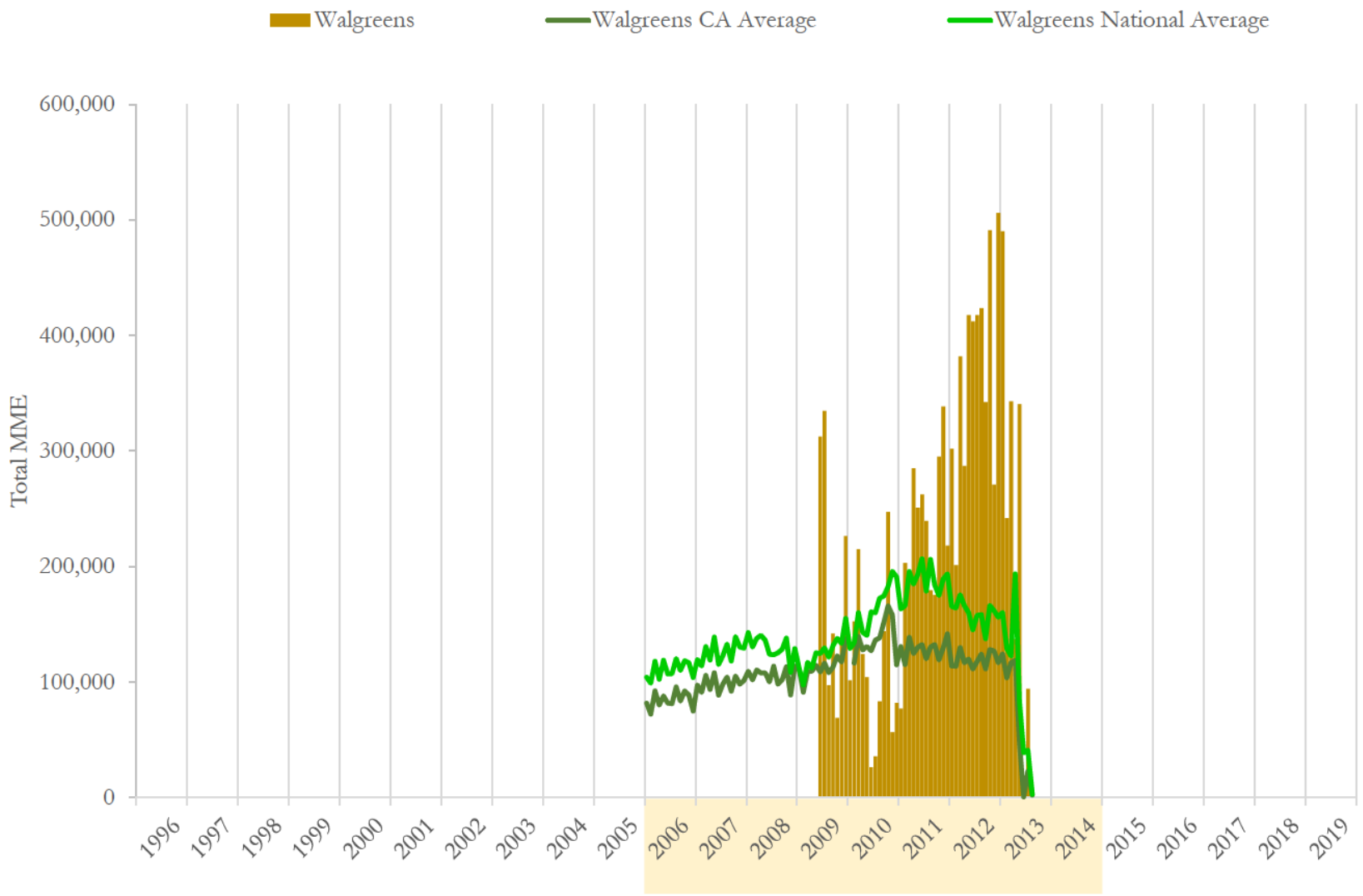

National and state averages reflect oxycodone shipped from Walgreen Co to all active pharmacies each month.
Data source: ARCOS (2006-2014) and Defendant Distribution Data (Walgreens 1/2006 - 3/2014)

Walgreens # 13668 (5/2009 to 12/2017)
DEA: FW1295016
1496 Market Street
San Francisco, CA 94102

Walgreen Co Oxycodone Shipments to Walgreens # 13668

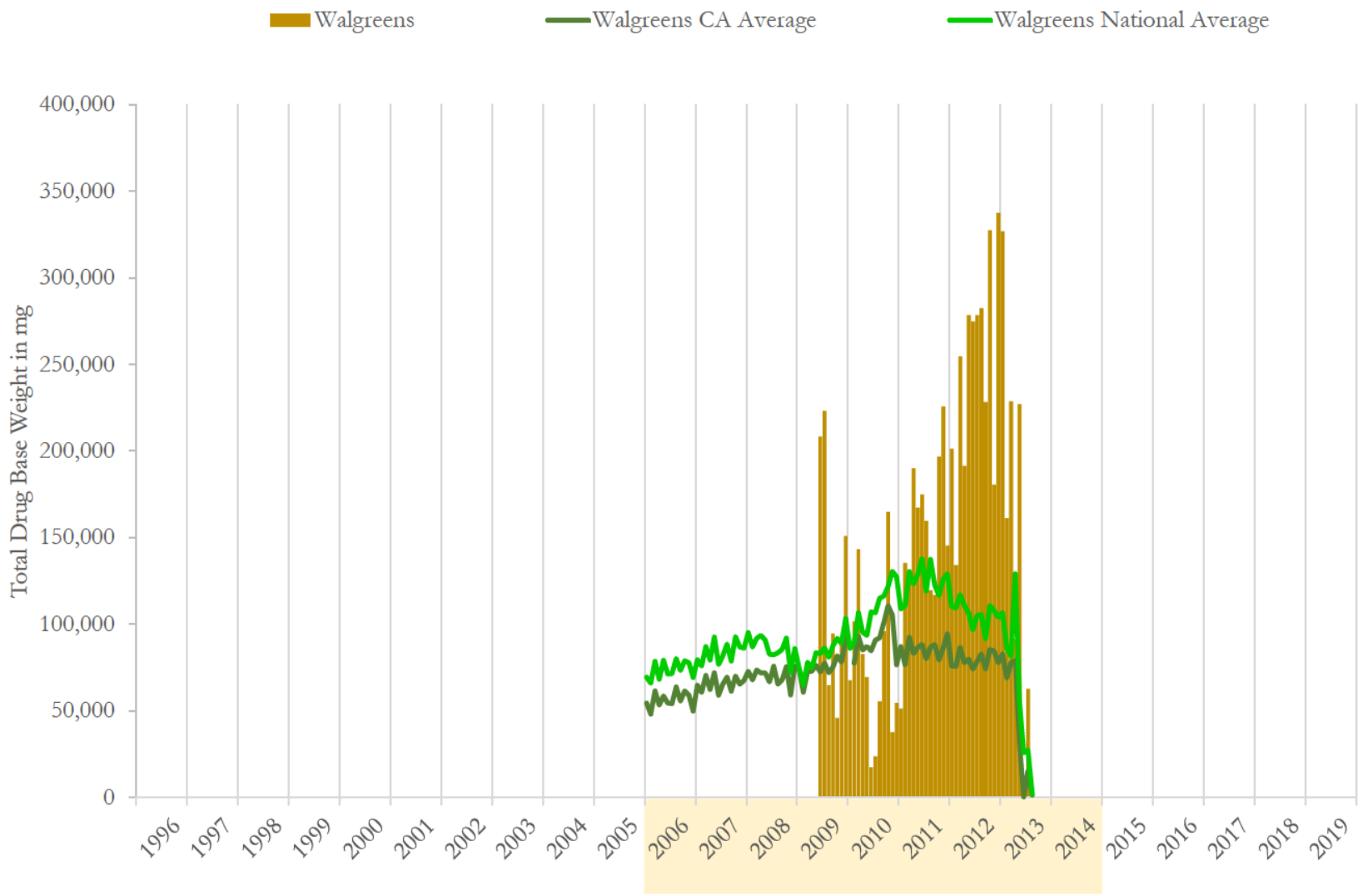

National and state averages reflect oxycodone shipped from Walgreen Co to all active pharmacies each month.
Data source: ARCOS (2006-2014) and Defendant Distribution Data (Walgreens 1/2006 - 3/2014)

Walgreen Co Oxycodone Shipments to Walgreens # 13668

	Dosage Units		MME		Drug Base Weight in mg	
Date	Walgreens	% Change	Walgreens	% Change	Walgreens	% Change
01/2008	0	n/a	0	n/a	0	n/a
02/2008	0	n/a	0	n/a	0	n/a
03/2008	0	n/a	0	n/a	0	n/a
04/2008	0	n/a	0	n/a	0	n/a
05/2008	0	n/a	0	n/a	0	n/a
06/2008	0	n/a	0	n/a	0	n/a
07/2008	0	n/a	0	n/a	0	n/a
08/2008	0	n/a	0	n/a	0	n/a
09/2008	0	n/a	0	n/a	0	n/a
10/2008	0	n/a	0	n/a	0	n/a
11/2008	0	n/a	0	n/a	0	n/a
12/2008	0	n/a	0	n/a	0	n/a
01/2009	0	n/a	0	n/a	0	n/a
02/2009	0	n/a	0	n/a	0	n/a
03/2009	0	n/a	0	n/a	0	n/a
04/2009	0	n/a	0	n/a	0	n/a
05/2009	0	n/a	0	n/a	0	n/a
06/2009	15,400	n/a	312,520	n/a	208,347	n/a
07/2009	15,700	1.9%	334,843	7.1%	223,229	7.1%
08/2009	4,800	-69.4%	97,360	-70.9%	64,907	-70.9%
09/2009	4,500	-6.3%	141,871	45.7%	94,581	45.7%
10/2009	6,800	51.1%	68,918	-51.4%	45,946	-51.4%
11/2009	4,000	-41.2%	133,130	93.2%	88,754	93.2%
12/2009	5,800	45.0%	226,590	70.2%	151,060	70.2%

Data source: ARCOS (2006-2014) and Defendant Distribution Data (Walgreens 1/2006 - 3/2014)

Walgreen Co Oxycodone Shipments to Walgreens # 13668

	Dosage Units		MME		Drug Base Weight in mg	
Date	Walgreens	% Change	Walgreens	% Change	Walgreens	% Change
01/2010	10,400	79.3%	101,529	-55.2%	67,686	-55.2%
02/2010	9,000	-13.5%	152,629	50.3%	101,753	50.3%
03/2010	9,300	3.3%	215,160	41.0%	143,440	41.0%
04/2010	7,100	-23.7%	124,389	-42.2%	82,926	-42.2%
05/2010	6,500	-8.5%	104,218	-16.2%	69,479	-16.2%
06/2010	2,700	-58.5%	26,223	-74.8%	17,482	-74.8%
07/2010	1,300	-51.9%	35,636	35.9%	23,757	35.9%
08/2010	2,700	107.7%	83,375	134.0%	55,583	134.0%
09/2010	6,200	129.6%	143,888	72.6%	95,926	72.6%
10/2010	5,100	-17.7%	247,434	72.0%	164,956	72.0%
11/2010	3,500	-31.4%	56,480	-77.2%	37,653	-77.2%
12/2010	1,100	-68.6%	82,030	45.2%	54,687	45.2%
01/2011	3,300	200.0%	76,987	-6.1%	51,325	-6.1%
02/2011	7,900	139.4%	203,057	163.8%	135,372	163.8%
03/2011	8,000	1.3%	185,576	-8.6%	123,717	-8.6%
04/2011	10,000	25.0%	285,087	53.6%	190,058	53.6%
05/2011	8,500	-15.0%	250,796	-12.0%	167,197	-12.0%
06/2011	10,300	21.2%	262,226	4.6%	174,818	4.6%
07/2011	10,100	-1.9%	239,366	-8.7%	159,577	-8.7%
08/2011	5,800	-42.6%	179,524	-25.0%	119,683	-25.0%
09/2011	5,200	-10.3%	175,490	-2.2%	116,993	-2.2%
10/2011	8,100	55.8%	295,173	68.2%	196,782	68.2%
11/2011	11,800	45.7%	338,541	14.7%	225,694	14.7%
12/2011	7,500	-36.4%	218,186	-35.6%	145,457	-35.6%

Data source: ARCOS (2006-2014) and Defendant Distribution Data (Walgreens 1/2006 - 3/2014)

Walgreen Co Oxycodone Shipments to Walgreens # 13668

	Dosage Units		MME		Drug Base Weight in mg	
Date	Walgreens	% Change	Walgreens	% Change	Walgreens	% Change
01/2012	13,500	80.0%	301,896	38.4%	201,264	38.4%
02/2012	11,200	-17.0%	201,376	-33.3%	134,251	-33.3%
03/2012	15,100	34.8%	381,887	89.6%	254,591	89.6%
04/2012	11,900	-21.2%	287,104	-24.8%	191,403	-24.8%
05/2012	18,000	51.3%	417,545	45.4%	278,363	45.4%
06/2012	15,200	-15.6%	412,144	-1.3%	274,763	-1.3%
07/2012	17,400	14.5%	417,545	1.3%	278,363	1.3%
08/2012	17,900	2.9%	423,596	1.4%	282,398	1.4%
09/2012	12,100	-32.4%	342,239	-19.2%	228,159	-19.2%
10/2012	18,300	51.2%	491,170	43.5%	327,447	43.5%
11/2012	10,400	-43.2%	270,967	-44.8%	180,645	-44.8%
12/2012	23,100	122.1%	505,962	86.7%	337,308	86.7%
01/2013	17,900	-22.5%	490,161	-3.1%	326,774	-3.1%
02/2013	10,400	-41.9%	242,055	-50.6%	161,370	-50.6%
03/2013	13,500	29.8%	342,911	41.7%	228,608	41.7%
04/2013	11,100	-17.8%	137,165	-60.0%	91,443	-60.0%
05/2013	12,200	9.9%	340,558	148.3%	227,039	148.3%
06/2013	0	-100.0%	0	-100.0%	0	-100.0%
07/2013	3,700	n/a	94,133	n/a	62,755	n/a
08/2013	0	-100.0%	0	-100.0%	0	-100.0%
09/2013	0	n/a	0	n/a	0	n/a
10/2013	0	n/a	0	n/a	0	n/a
11/2013	0	n/a	0	n/a	0	n/a
12/2013	0	n/a	0	n/a	0	n/a

Data source: ARCOS (2006-2014) and Defendant Distribution Data (Walgreens 1/2006 - 3/2014)

Walgreens # 13668 (5/2009 to 12/2017)
DEA: FW1295016
1496 Market Street
San Francisco, CA 94102

Walgreen Co Oxycodone Shipments to Walgreens # 13668

	Dosage Units		MME		Drug Base Weight in mg	
Date	Walgreens	% Change	Walgreens	% Change	Walgreens	% Change
1996	0		0		0	
1997	0	n/a	0	n/a	0	n/a
1998	0	n/a	0	n/a	0	n/a
1999	0	n/a	0	n/a	0	n/a
2000	0	n/a	0	n/a	0	n/a
2001	0	n/a	0	n/a	0	n/a
2002	0	n/a	0	n/a	0	n/a
2003	0	n/a	0	n/a	0	n/a
2004	0	n/a	0	n/a	0	n/a
2005	0	n/a	0	n/a	0	n/a
2006	0	n/a	0	n/a	0	n/a
2007	0	n/a	0	n/a	0	n/a
2008	0	n/a	0	n/a	0	n/a
2009	57,000	n/a	1,315,233	n/a	876,822	n/a
2010	64,900	13.9%	1,372,990	4.4%	915,327	4.4%
2011	96,500	48.7%	2,710,007	97.4%	1,806,672	97.4%
2012	184,100	90.8%	4,453,432	64.3%	2,968,954	64.3%
2013	68,800	-62.6%	1,646,983	-63.0%	1,097,988	-63.0%
2014	0	-100.0%	0	-100.0%	0	-100.0%
2015	0	n/a	0	n/a	0	n/a
2016	0	n/a	0	n/a	0	n/a
2017	0	n/a	0	n/a	0	n/a
2018	0	n/a	0	n/a	0	n/a
2019	0	n/a	0	n/a	0	n/a
Total	**471,300**		**11,498,644**		**7,665,763**	

Data source: ARCOS (2006-2014) and Defendant Distribution Data (Walgreens 1/2006 - 3/2014)

Walgreens # 13668 (5/2009 to 12/2017)
DEA: FW1295016
1496 Market Street
San Francisco, CA 94102

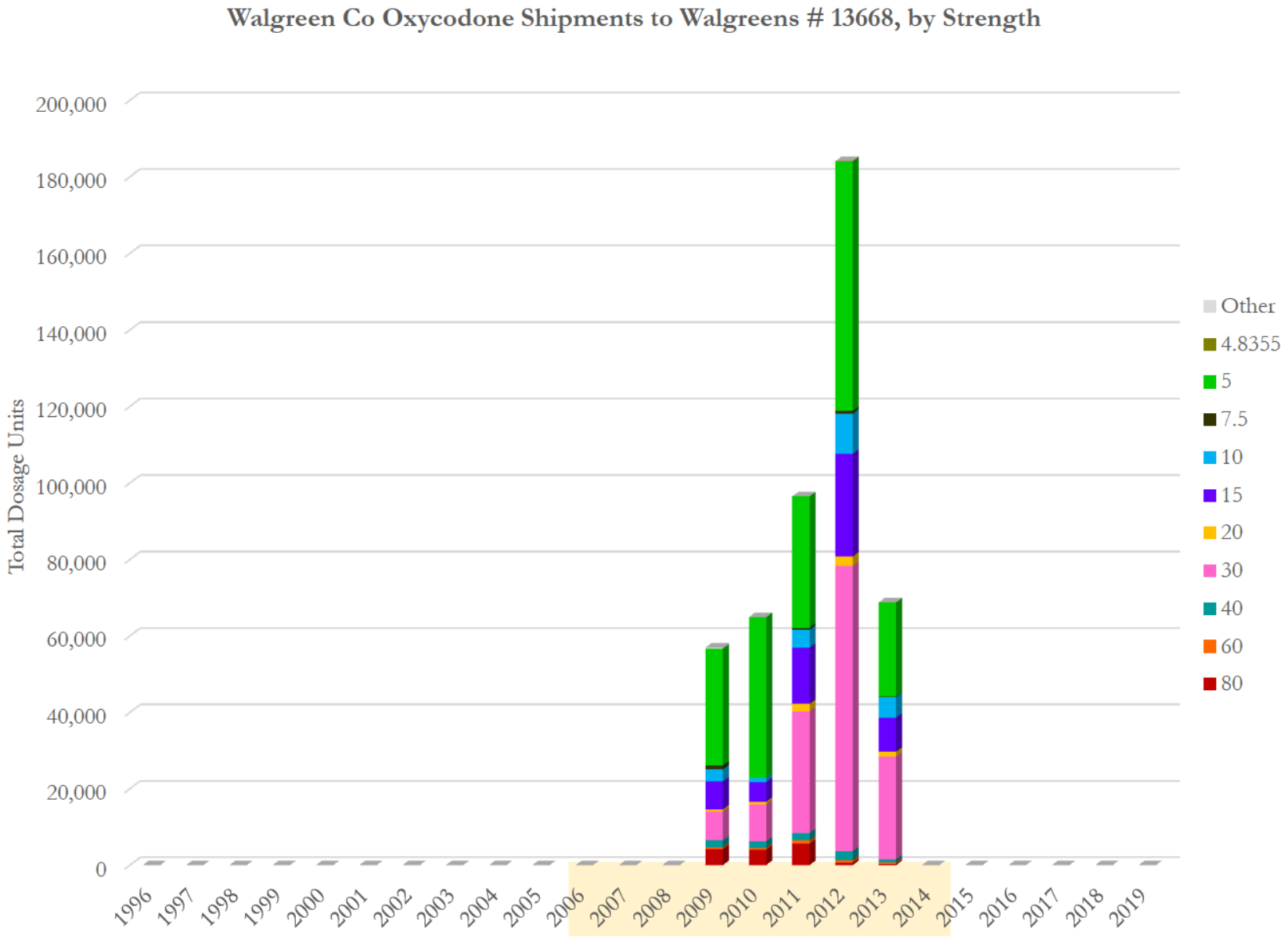

Data source: ARCOS (2006-2014) and Defendant Distribution Data (Walgreens 1/2006 - 3/2014)

Walgreens # 13668 (5/2009 to 12/2017)
DEA: FW1295016
1496 Market Street
San Francisco, CA 94102

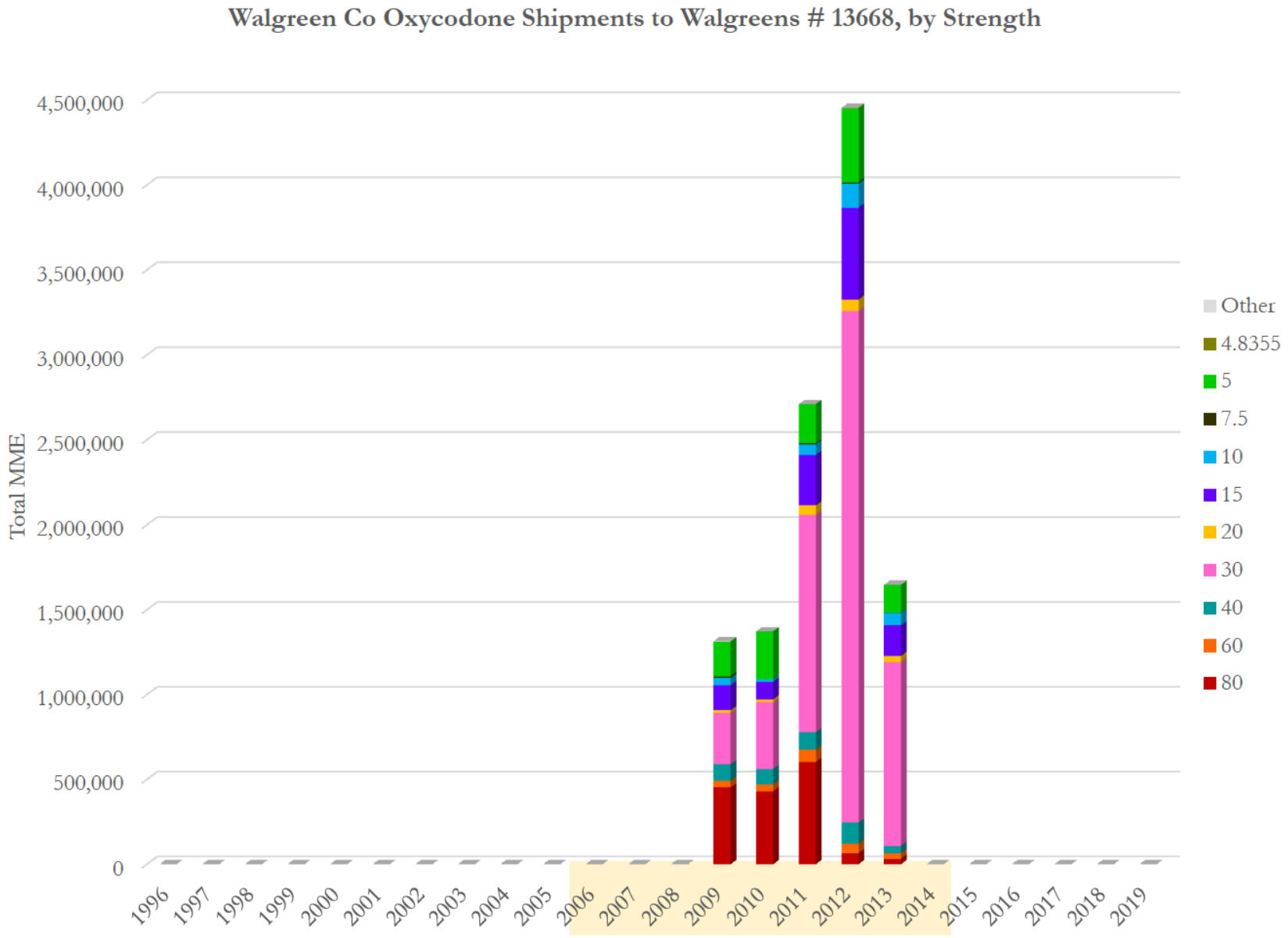

Data source: ARCOS (2006-2014) and Defendant Distribution Data (Walgreens 1/2006 - 3/2014)

Walgreens # 13668 (5/2009 to 12/2017)
DEA: FW1295016
1496 Market Street
San Francisco, CA 94102

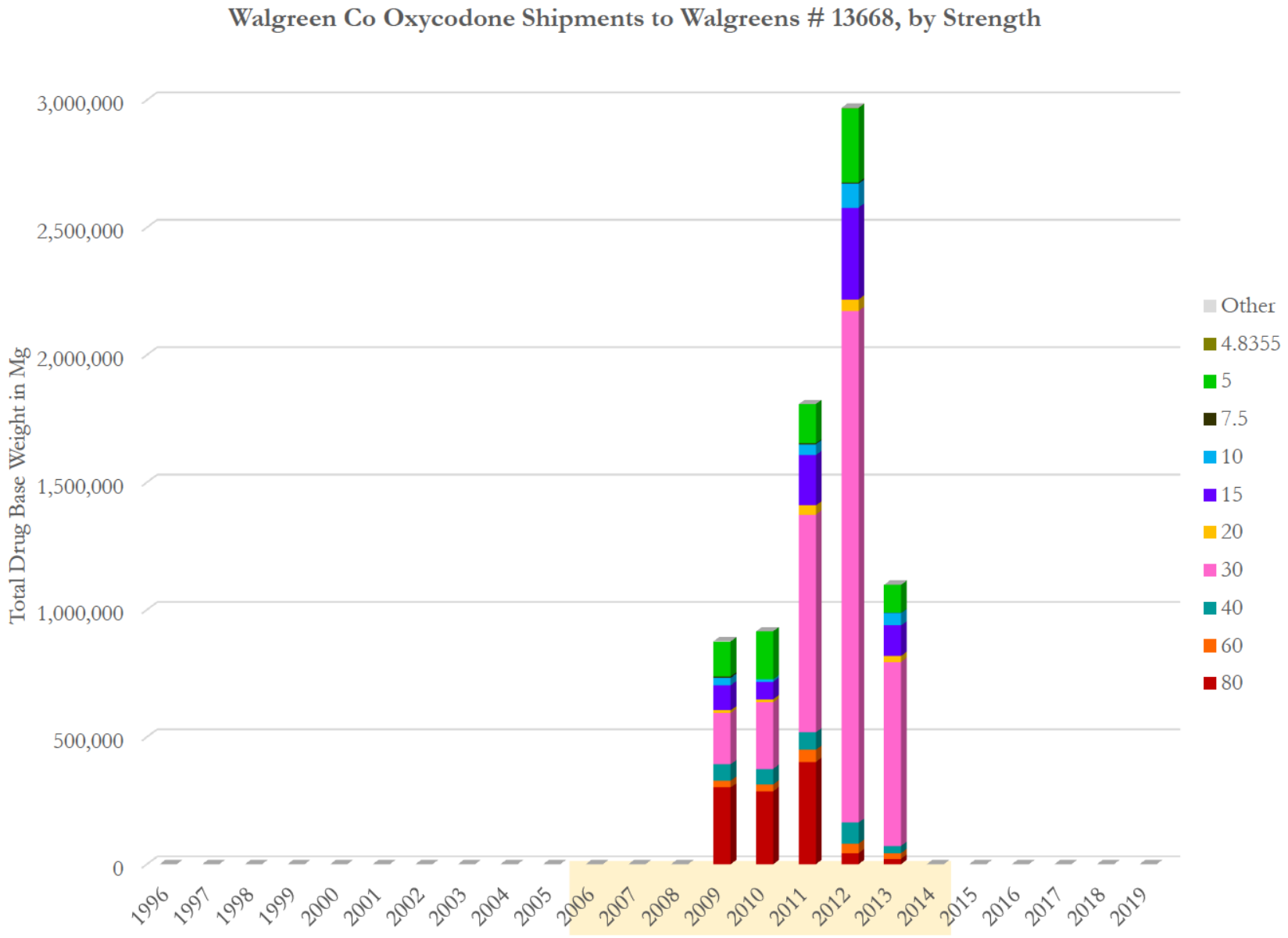

Data source: ARCOS (2006-2014) and Defendant Distribution Data (Walgreens 1/2006 - 3/2014)

Walgreens # 13668 (5/2009 to 12/2017)
DEA: FW1295016
1496 Market Street
San Francisco, CA 94102

Walgreen Co Oxycodone Shipments to Walgreens # 13668, by Strength
(Total Dosage Units)

Strength Year\	80	60	40	30	20	15	10	7.5	5	4.8355	Other	Total	Avg. Str
1996	0	0	0	0	0	0	0	0	0	0	0	**0**	
1997	0	0	0	0	0	0	0	0	0	0	0	**0**	
1998	0	0	0	0	0	0	0	0	0	0	0	**0**	
1999	0	0	0	0	0	0	0	0	0	0	0	**0**	
2000	0	0	0	0	0	0	0	0	0	0	0	**0**	
2001	0	0	0	0	0	0	0	0	0	0	0	**0**	
2002	0	0	0	0	0	0	0	0	0	0	0	**0**	
2003	0	0	0	0	0	0	0	0	0	0	0	**0**	
2004	0	0	0	0	0	0	0	0	0	0	0	**0**	
2005	0	0	0	0	0	0	0	0	0	0	0	**0**	
2006	0	0	0	0	0	0	0	0	0	0	0	**0**	
2007	0	0	0	0	0	0	0	0	0	0	0	**0**	
2008	0	0	0	0	0	0	0	0	0	0	0	**0**	
2009	4,200	500	1,800	7,500	600	7,300	3,200	900	30,600	0	400	**57,000**	17.25
2010	4,000	500	1,700	9,700	700	5,100	1,100	0	42,100	0	0	**64,900**	15.73
2011	5,600	900	1,900	31,800	2,000	14,700	4,700	500	34,400	0	0	**96,500**	20.88
2012	600	700	2,300	74,700	2,500	26,800	10,500	700	65,100	200	0	**184,100**	17.99
2013	300	400	800	26,900	1,300	8,900	5,400	100	24,700	0	0	**68,800**	17.80
2014	0	0	0	0	0	0	0	0	0	0	0	**0**	
2015	0	0	0	0	0	0	0	0	0	0	0	**0**	
2016	0	0	0	0	0	0	0	0	0	0	0	**0**	
2017	0	0	0	0	0	0	0	0	0	0	0	**0**	
2018	0	0	0	0	0	0	0	0	0	0	0	**0**	
2019	0	0	0	0	0	0	0	0	0	0	0	**0**	
Total	**14,700**	**3,000**	**8,500**	**150,600**	**7,100**	**62,800**	**24,900**	**2,200**	**196,900**	**200**	**400**	**471,300**	18.15

Data source: ARCOS (2006-2014) and Defendant Distribution Data (Walgreens 1/2006 - 3/2014)

Walgreens # 13668 (5/2009 to 12/2017)
DEA: FW1295016
1496 Market Street
San Francisco, CA 94102

Walgreen Co Oxycodone Shipments to Walgreens # 13668, by Strength
(Total MME)

Strength Year\	80	60	40	30	20	15	10	7.5	5	4.8355	Other	Total	Avg. Str
1996	0	0	0	0	0	0	0	0	0	0	0	**0**	
1997	0	0	0	0	0	0	0	0	0	0	0	**0**	
1998	0	0	0	0	0	0	0	0	0	0	0	**0**	
1999	0	0	0	0	0	0	0	0	0	0	0	**0**	
2000	0	0	0	0	0	0	0	0	0	0	0	**0**	
2001	0	0	0	0	0	0	0	0	0	0	0	**0**	
2002	0	0	0	0	0	0	0	0	0	0	0	**0**	
2003	0	0	0	0	0	0	0	0	0	0	0	**0**	
2004	0	0	0	0	0	0	0	0	0	0	0	**0**	
2005	0	0	0	0	0	0	0	0	0	0	0	**0**	
2006	0	0	0	0	0	0	0	0	0	0	0	**0**	
2007	0	0	0	0	0	0	0	0	0	0	0	**0**	
2008	0	0	0	0	0	0	0	0	0	0	0	**0**	
2009	451,836	40,343	96,822	302,569	16,137	147,250	43,032	9,077	205,747	0	2,421	**1,315,233**	17.25
2010	430,320	40,343	91,443	391,322	18,827	102,873	14,792	0	283,070	0	0	**1,372,990**	15.73
2011	602,448	72,617	102,201	1,282,892	53,790	296,517	63,203	5,043	231,297	0	0	**2,710,007**	20.88
2012	64,548	56,480	123,717	3,013,585	67,238	540,590	141,199	7,060	437,716	1,301	0	**4,453,432**	17.99
2013	32,274	32,274	43,032	1,085,213	34,964	179,524	72,617	1,009	166,077	0	0	**1,646,983**	17.80
2014	0	0	0	0	0	0	0	0	0	0	0	**0**	
2015	0	0	0	0	0	0	0	0	0	0	0	**0**	
2016	0	0	0	0	0	0	0	0	0	0	0	**0**	
2017	0	0	0	0	0	0	0	0	0	0	0	**0**	
2018	0	0	0	0	0	0	0	0	0	0	0	**0**	
2019	0	0	0	0	0	0	0	0	0	0	0	**0**	
Total	**1,581,426**	**242,055**	**457,215**	**6,075,581**	**190,955**	**1,266,755**	**334,843**	**22,188**	**1,323,906**	**1,301**	**2,421**	**11,498,644**	18.15

Data source: ARCOS (2006-2014) and Defendant Distribution Data (Walgreens 1/2006 - 3/2014)

Walgreens # 13668 (5/2009 to 12/2017)
DEA: FW1295016
1496 Market Street
San Francisco, CA 94102

Walgreen Co Oxycodone Shipments to Walgreens # 13668, by Strength
(Total Drug Base Weight in Milligram)

Strength Year\	80	60	40	30	20	15	10	7.5	5	4.8355	Other	Total	Avg. Str
1996	0	0	0	0	0	0	0	0	0	0	0	**0**	
1997	0	0	0	0	0	0	0	0	0	0	0	**0**	
1998	0	0	0	0	0	0	0	0	0	0	0	**0**	
1999	0	0	0	0	0	0	0	0	0	0	0	**0**	
2000	0	0	0	0	0	0	0	0	0	0	0	**0**	
2001	0	0	0	0	0	0	0	0	0	0	0	**0**	
2002	0	0	0	0	0	0	0	0	0	0	0	**0**	
2003	0	0	0	0	0	0	0	0	0	0	0	**0**	
2004	0	0	0	0	0	0	0	0	0	0	0	**0**	
2005	0	0	0	0	0	0	0	0	0	0	0	**0**	
2006	0	0	0	0	0	0	0	0	0	0	0	**0**	
2007	0	0	0	0	0	0	0	0	0	0	0	**0**	
2008	0	0	0	0	0	0	0	0	0	0	0	**0**	
2009	301,224	26,895	64,548	201,713	10,758	98,167	28,688	6,051	137,165	0	1,614	**876,822**	17.25
2010	286,880	26,895	60,962	260,882	12,551	68,582	9,862	0	188,713	0	0	**915,327**	15.73
2011	401,632	48,411	68,134	855,261	35,860	197,678	42,136	3,362	154,198	0	0	**1,806,672**	20.88
2012	43,032	37,653	82,478	2,009,057	44,825	360,393	94,133	4,707	291,811	867	0	**2,968,954**	17.99
2013	21,516	21,516	28,688	723,476	23,309	119,683	48,411	672	110,718	0	0	**1,097,988**	17.80
2014	0	0	0	0	0	0	0	0	0	0	0	**0**	
2015	0	0	0	0	0	0	0	0	0	0	0	**0**	
2016	0	0	0	0	0	0	0	0	0	0	0	**0**	
2017	0	0	0	0	0	0	0	0	0	0	0	**0**	
2018	0	0	0	0	0	0	0	0	0	0	0	**0**	
2019	0	0	0	0	0	0	0	0	0	0	0	**0**	
Total	**1,054,284**	**161,370**	**304,810**	**4,050,387**	**127,303**	**844,503**	**223,229**	**14,792**	**882,604**	**867**	**1,614**	**7,665,763**	18.15

Data source: ARCOS (2006-2014) and Defendant Distribution Data (Walgreens 1/2006 - 3/2014)

Walgreens # 13668 (5/2009 to 12/2017)
DEA: FW1295016
1496 Market Street
San Francisco, CA 94102

Anda, Inc Hydrocodone Shipments to Walgreens # 13668

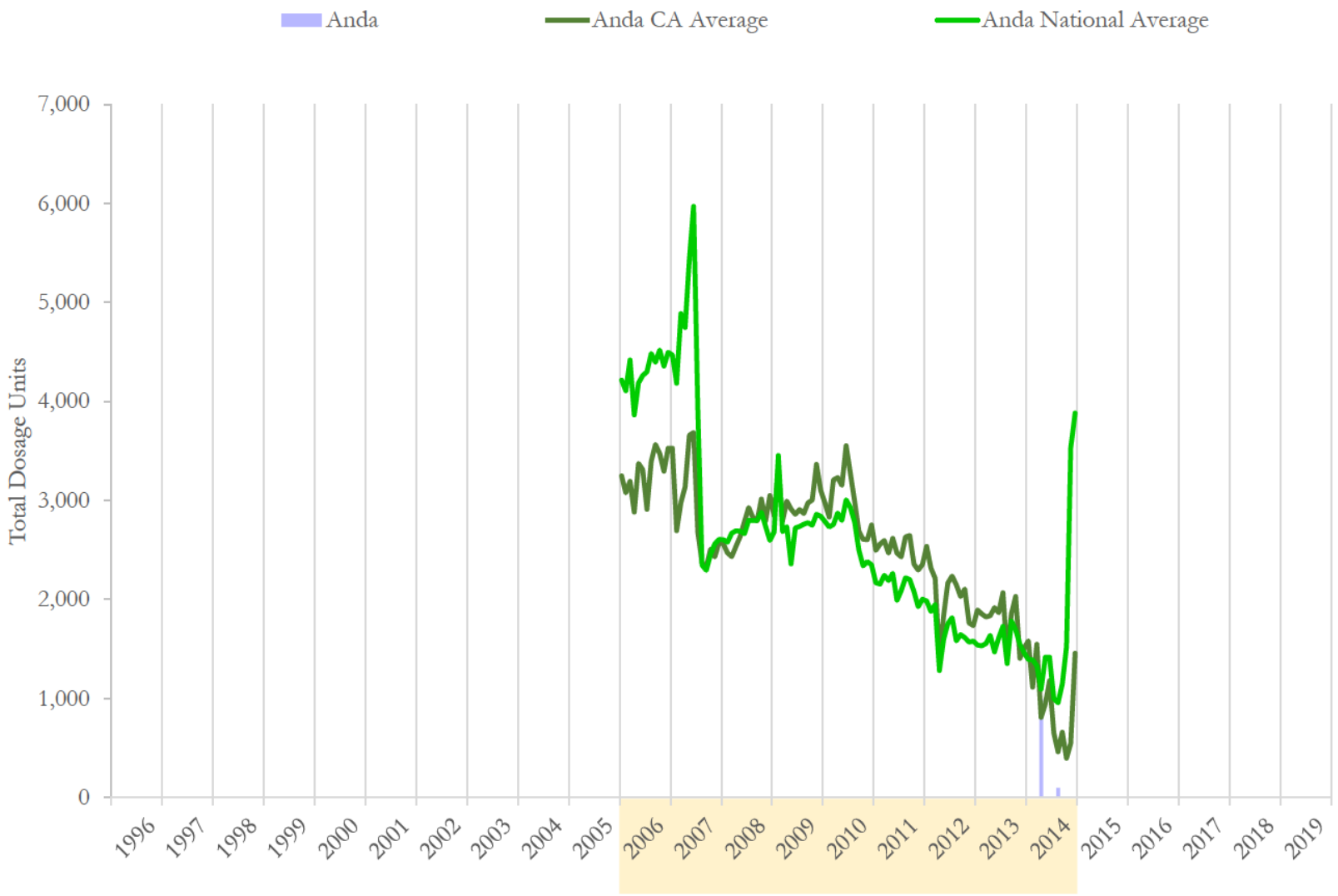

National and state averages reflect hydrocodone shipped from Anda, Inc to all active pharmacies each month.
Data source: ARCOS (2006-2014) and Defendant Distribution Data (Anda 12/1996 - 1/2015)

Walgreens # 13668 (5/2009 to 12/2017)
DEA: FW1295016
1496 Market Street
San Francisco, CA 94102

Anda, Inc Hydrocodone Shipments to Walgreens # 13668

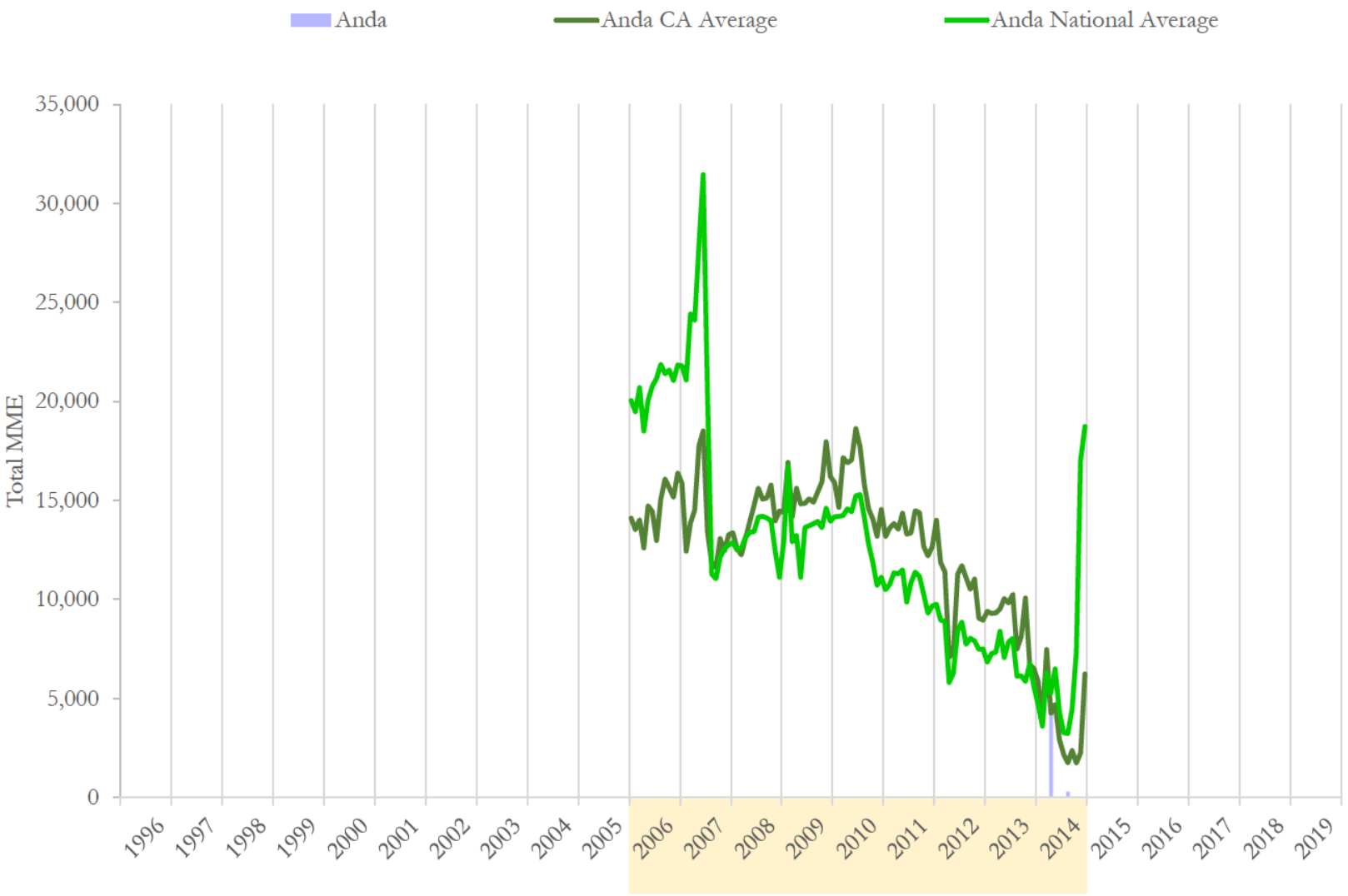

National and state averages reflect hydrocodone shipped from Anda, Inc to all active pharmacies each month.
Data source: ARCOS (2006-2014) and Defendant Distribution Data (Anda 12/1996 - 1/2015)

Walgreens # 13668 (5/2009 to 12/2017)
DEA: FW1295016
1496 Market Street
San Francisco, CA 94102

Anda, Inc Hydrocodone Shipments to Walgreens # 13668

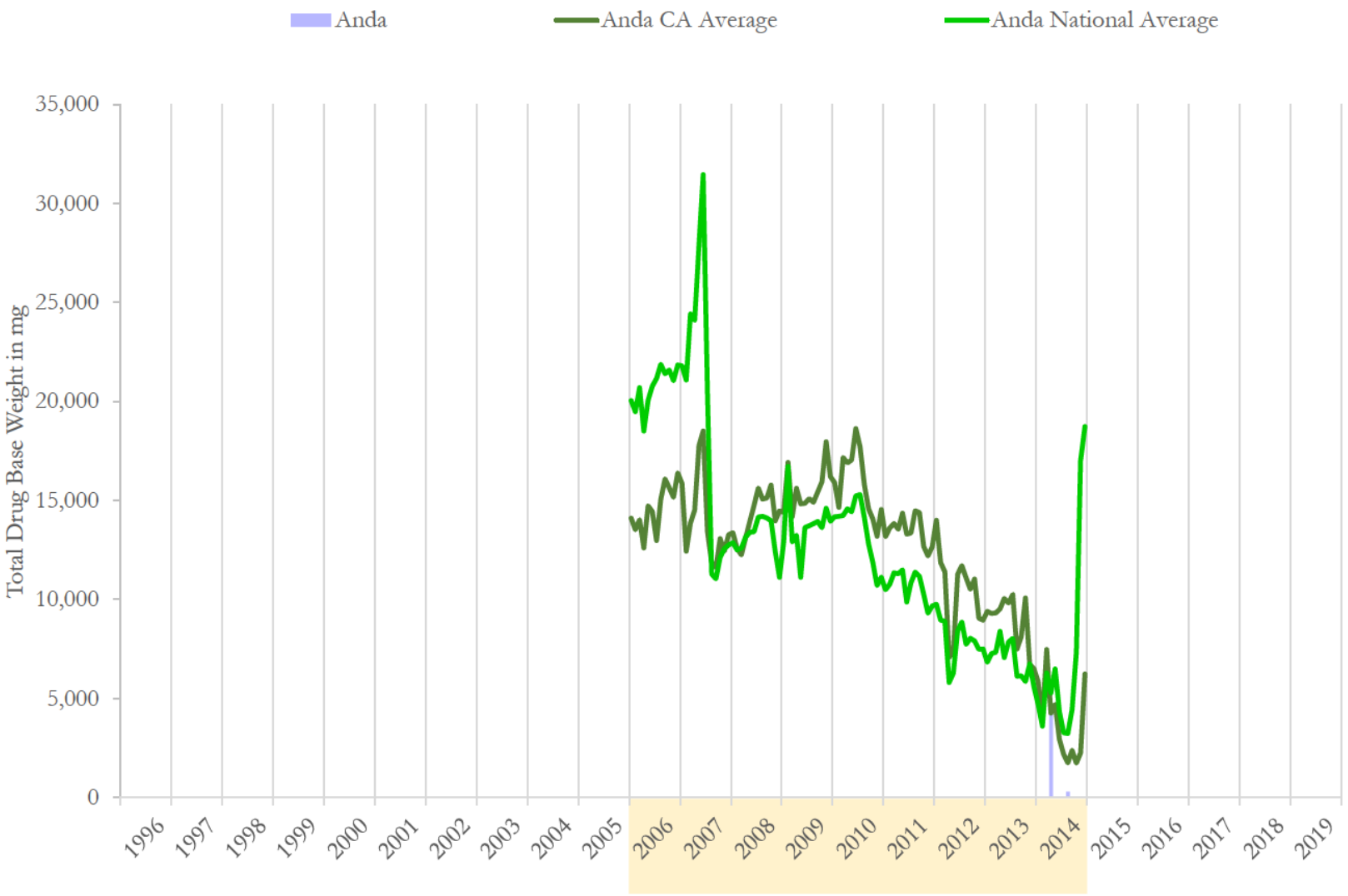

National and state averages reflect hydrocodone shipped from Anda, Inc to all active pharmacies each month.
Data source: ARCOS (2006-2014) and Defendant Distribution Data (Anda 12/1996 - 1/2015)

Anda, Inc Hydrocodone Shipments to Walgreens # 13668

	Dosage Units		MME		Drug Base Weight in mg	
Date	Anda	% Change	Anda	% Change	Anda	% Change
01/2014	0	n/a	0	n/a	0	n/a
02/2014	0	n/a	0	n/a	0	n/a
03/2014	0	n/a	0	n/a	0	n/a
04/2014	1,000	n/a	4,541	n/a	4,541	n/a
05/2014	0	-100.0%	0	-100.0%	0	-100.0%
06/2014	0	n/a	0	n/a	0	n/a
07/2014	0	n/a	0	n/a	0	n/a
08/2014	100	n/a	303	n/a	303	n/a
09/2014	0	-100.0%	0	-100.0%	0	-100.0%
10/2014	0	n/a	0	n/a	0	n/a
11/2014	0	n/a	0	n/a	0	n/a
12/2014	0	n/a	0	n/a	0	n/a
01/2015	0	n/a	0	n/a	0	n/a
02/2015	0	n/a	0	n/a	0	n/a
03/2015	0	n/a	0	n/a	0	n/a
04/2015	0	n/a	0	n/a	0	n/a
05/2015	0	n/a	0	n/a	0	n/a
06/2015	0	n/a	0	n/a	0	n/a
07/2015	0	n/a	0	n/a	0	n/a
08/2015	0	n/a	0	n/a	0	n/a
09/2015	0	n/a	0	n/a	0	n/a
10/2015	0	n/a	0	n/a	0	n/a
11/2015	0	n/a	0	n/a	0	n/a
12/2015	0	n/a	0	n/a	0	n/a

Data source: ARCOS (2006-2014) and Defendant Distribution Data (Anda 12/1996 - 1/2015)

Walgreens # 13668 (5/2009 to 12/2017)
DEA: FW1295016
1496 Market Street
San Francisco, CA 94102

Anda, Inc Hydrocodone Shipments to Walgreens # 13668

	Dosage Units		MME		Drug Base Weight in mg	
Date	**Anda**	**% Change**	**Anda**	**% Change**	**Anda**	**% Change**
1996	0		0		0	
1997	0	n/a	0	n/a	0	n/a
1998	0	n/a	0	n/a	0	n/a
1999	0	n/a	0	n/a	0	n/a
2000	0	n/a	0	n/a	0	n/a
2001	0	n/a	0	n/a	0	n/a
2002	0	n/a	0	n/a	0	n/a
2003	0	n/a	0	n/a	0	n/a
2004	0	n/a	0	n/a	0	n/a
2005	0	n/a	0	n/a	0	n/a
2006	0	n/a	0	n/a	0	n/a
2007	0	n/a	0	n/a	0	n/a
2008	0	n/a	0	n/a	0	n/a
2009	0	n/a	0	n/a	0	n/a
2010	0	n/a	0	n/a	0	n/a
2011	0	n/a	0	n/a	0	n/a
2012	0	n/a	0	n/a	0	n/a
2013	0	n/a	0	n/a	0	n/a
2014	1,100	n/a	4,843	n/a	4,843	n/a
2015	0	-100.0%	0	-100.0%	0	-100.0%
2016	0	n/a	0	n/a	0	n/a
2017	0	n/a	0	n/a	0	n/a
2018	0	n/a	0	n/a	0	n/a
2019	0	n/a	0	n/a	0	n/a
Total	**1,100**		**4,843**		**4,843**	

Data source: ARCOS (2006-2014) and Defendant Distribution Data (Anda 12/1996 - 1/2015)

Walgreens # 13668 (5/2009 to 12/2017)
DEA: FW1295016
1496 Market Street
San Francisco, CA 94102

Anda, Inc Hydrocodone Shipments to Walgreens # 13668, by Strength

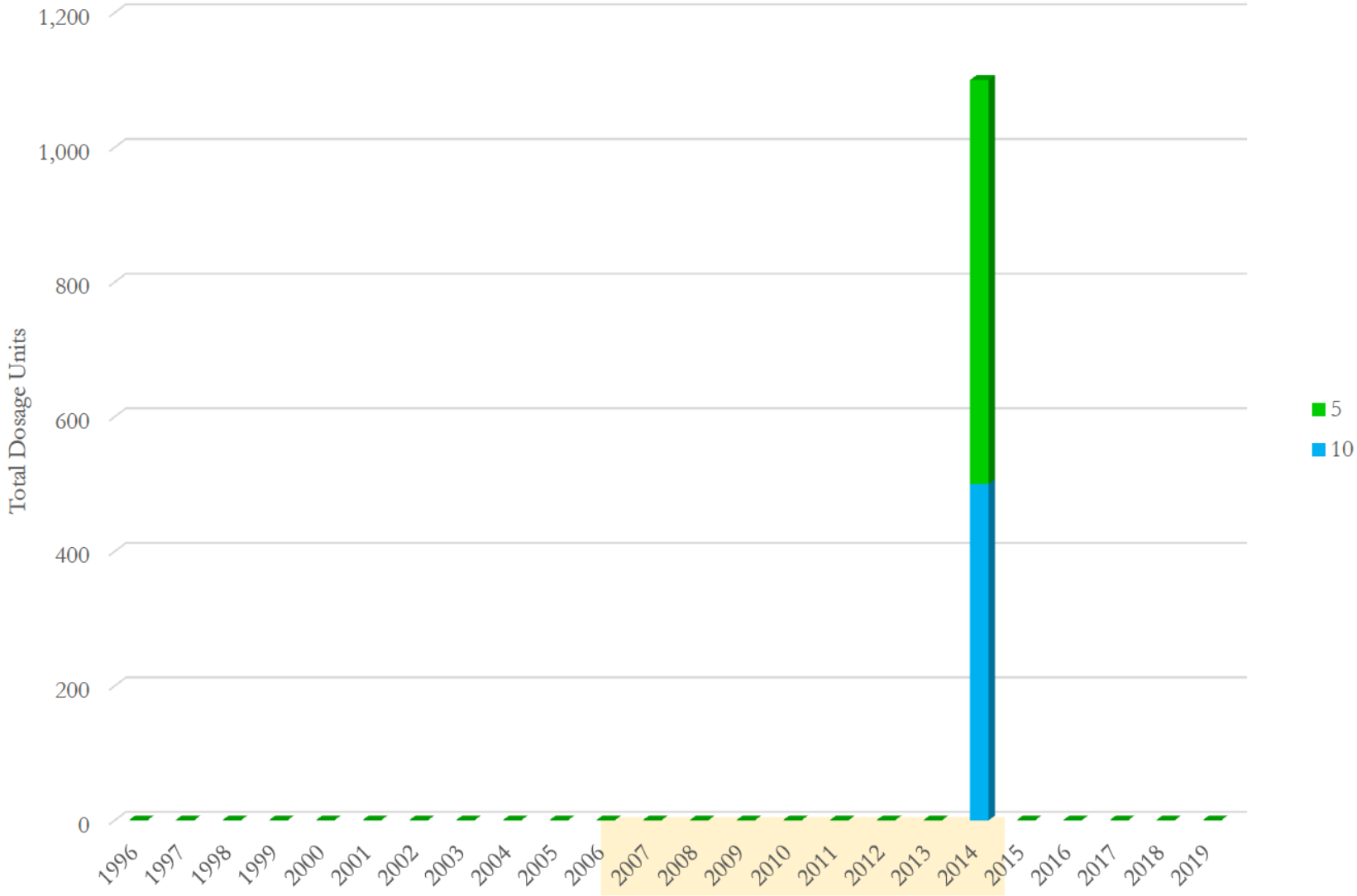

Data source: ARCOS (2006-2014) and Defendant Distribution Data (Anda 12/1996 - 1/2015)

Walgreens # 13668 (5/2009 to 12/2017)
DEA: FW1295016
1496 Market Street
San Francisco, CA 94102

Anda, Inc Hydrocodone Shipments to Walgreens # 13668, by Strength

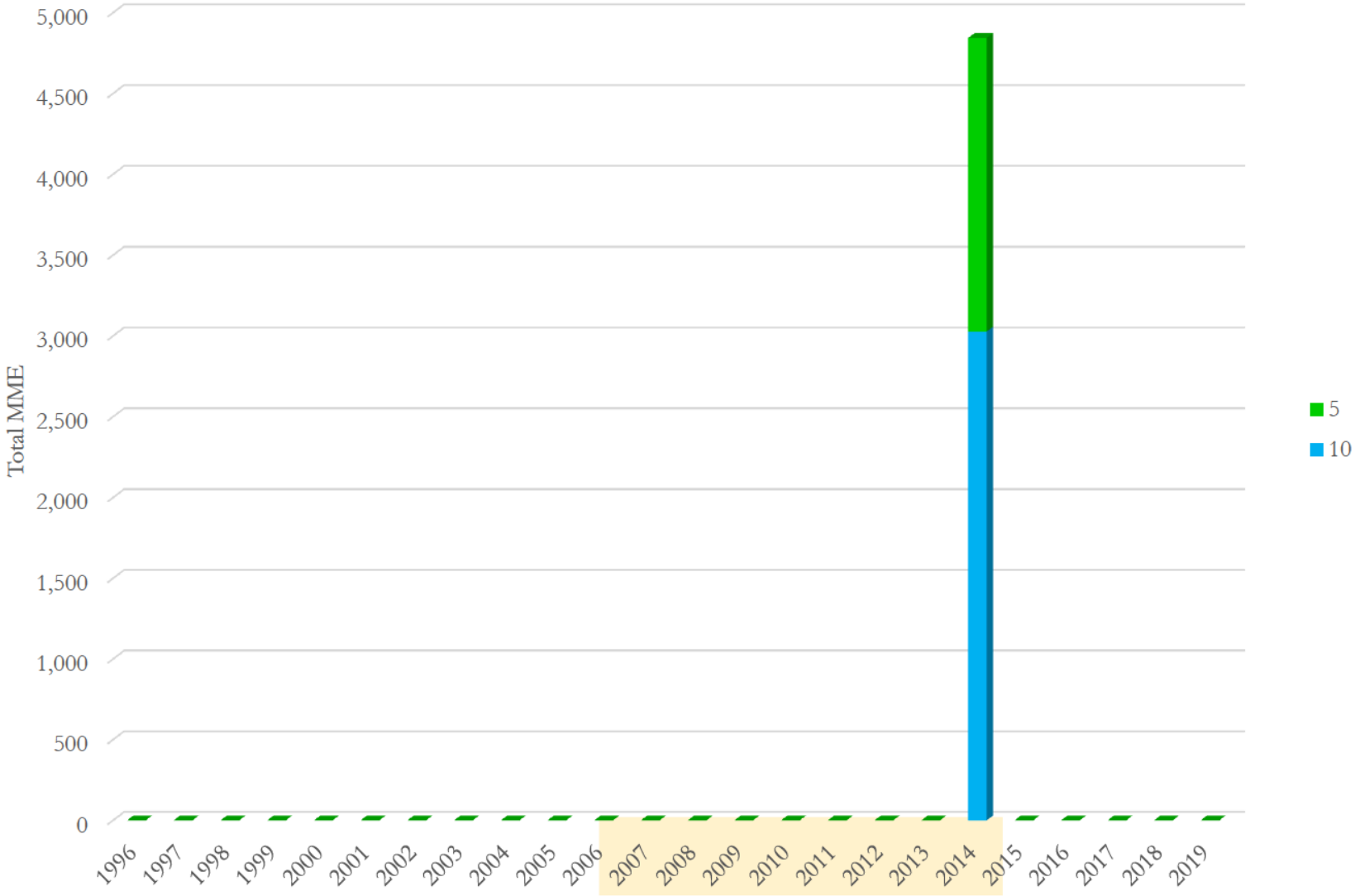

Data source: ARCOS (2006-2014) and Defendant Distribution Data (Anda 12/1996 - 1/2015)

Walgreens # 13668 (5/2009 to 12/2017)
DEA: FW1295016
1496 Market Street
San Francisco, CA 94102

Anda, Inc Hydrocodone Shipments to Walgreens # 13668, by Strength

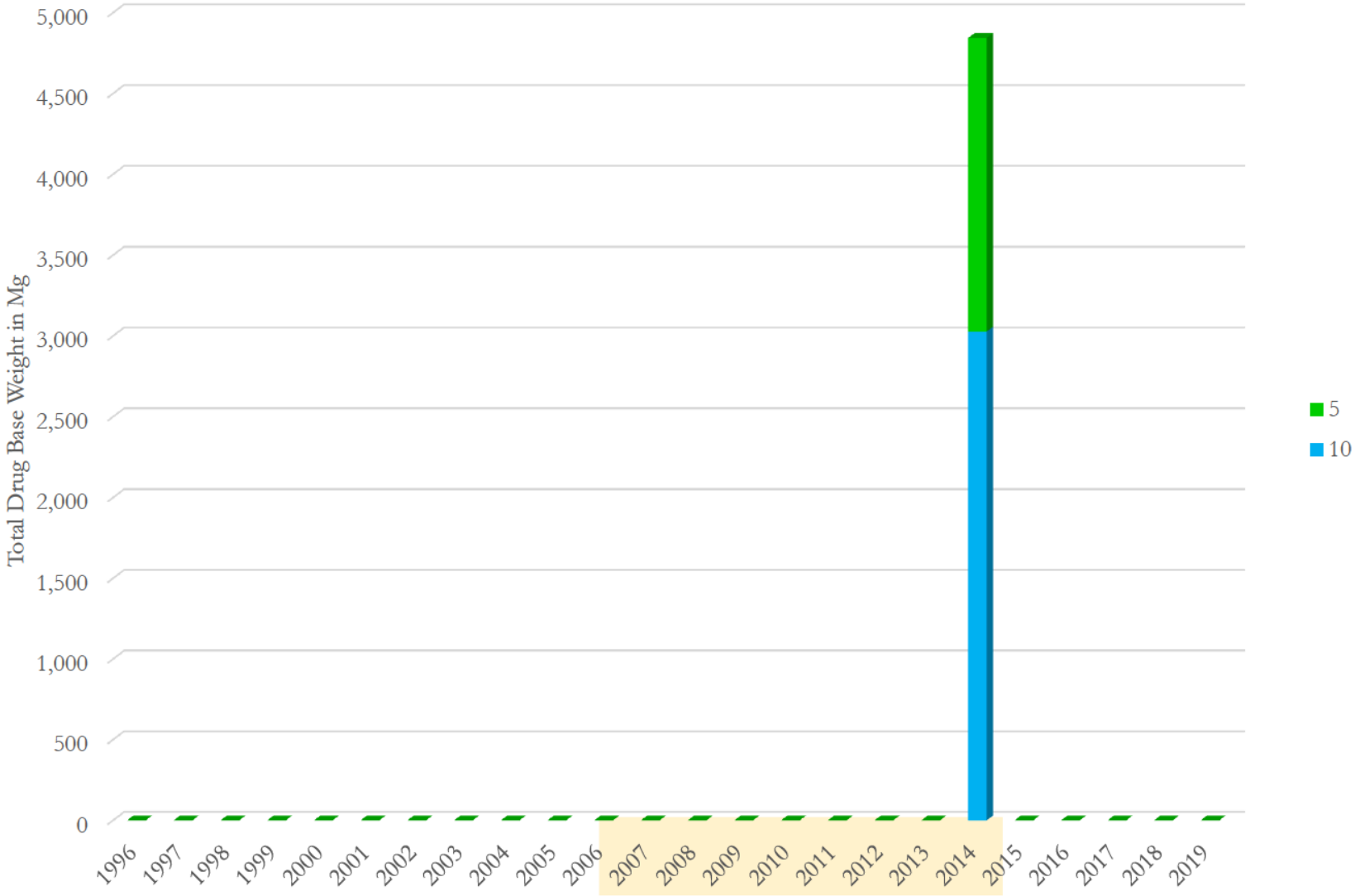

Data source: ARCOS (2006-2014) and Defendant Distribution Data (Anda 12/1996 - 1/2015)

Anda, Inc Hydrocodone Shipments to Walgreens # 13668, by Strength
(Total Dosage Units)

Strength Year\	10	5	Total	Avg. Str
1996	0	0	**0**	
1997	0	0	**0**	
1998	0	0	**0**	
1999	0	0	**0**	
2000	0	0	**0**	
2001	0	0	**0**	
2002	0	0	**0**	
2003	0	0	**0**	
2004	0	0	**0**	
2005	0	0	**0**	
2006	0	0	**0**	
2007	0	0	**0**	
2008	0	0	**0**	
2009	0	0	**0**	
2010	0	0	**0**	
2011	0	0	**0**	
2012	0	0	**0**	
2013	0	0	**0**	
2014	500	600	**1,100**	7.27
2015	0	0	**0**	
2016	0	0	**0**	
2017	0	0	**0**	
2018	0	0	**0**	
2019	0	0	**0**	
Total	**500**	**600**	**1,100**	7.27

Data source: ARCOS (2006-2014) and Defendant Distribution Data (Anda 12/1996 - 1/2015)

Anda, Inc Hydrocodone Shipments to Walgreens # 13668, by Strength
(Total MME)

Strength Year\	10	5	Total	Avg. Str
1996	0	0	**0**	
1997	0	0	**0**	
1998	0	0	**0**	
1999	0	0	**0**	
2000	0	0	**0**	
2001	0	0	**0**	
2002	0	0	**0**	
2003	0	0	**0**	
2004	0	0	**0**	
2005	0	0	**0**	
2006	0	0	**0**	
2007	0	0	**0**	
2008	0	0	**0**	
2009	0	0	**0**	
2010	0	0	**0**	
2011	0	0	**0**	
2012	0	0	**0**	
2013	0	0	**0**	
2014	3,027	1,816	**4,843**	7.27
2015	0	0	**0**	
2016	0	0	**0**	
2017	0	0	**0**	
2018	0	0	**0**	
2019	0	0	**0**	
Total	**3,027**	**1,816**	**4,843**	7.27

Data source: ARCOS (2006-2014) and Defendant Distribution Data (Anda 12/1996 - 1/2015)

Anda, Inc Hydrocodone Shipments to Walgreens # 13668, by Strength
(Total Drug Base Weight in Milligram)

Strength Year\	10	5	Total	Avg. Str
1996	0	0	**0**	
1997	0	0	**0**	
1998	0	0	**0**	
1999	0	0	**0**	
2000	0	0	**0**	
2001	0	0	**0**	
2002	0	0	**0**	
2003	0	0	**0**	
2004	0	0	**0**	
2005	0	0	**0**	
2006	0	0	**0**	
2007	0	0	**0**	
2008	0	0	**0**	
2009	0	0	**0**	
2010	0	0	**0**	
2011	0	0	**0**	
2012	0	0	**0**	
2013	0	0	**0**	
2014	3,027	1,816	**4,843**	7.27
2015	0	0	**0**	
2016	0	0	**0**	
2017	0	0	**0**	
2018	0	0	**0**	
2019	0	0	**0**	
Total	**3,027**	**1,816**	**4,843**	7.27

Data source: ARCOS (2006-2014) and Defendant Distribution Data (Anda 12/1996 - 1/2015)

Walgreens # 13668 (5/2009 to 12/2017)
DEA: FW1295016
1496 Market Street
San Francisco, CA 94102

Walgreen Co Hydrocodone Shipments to Walgreens # 13668

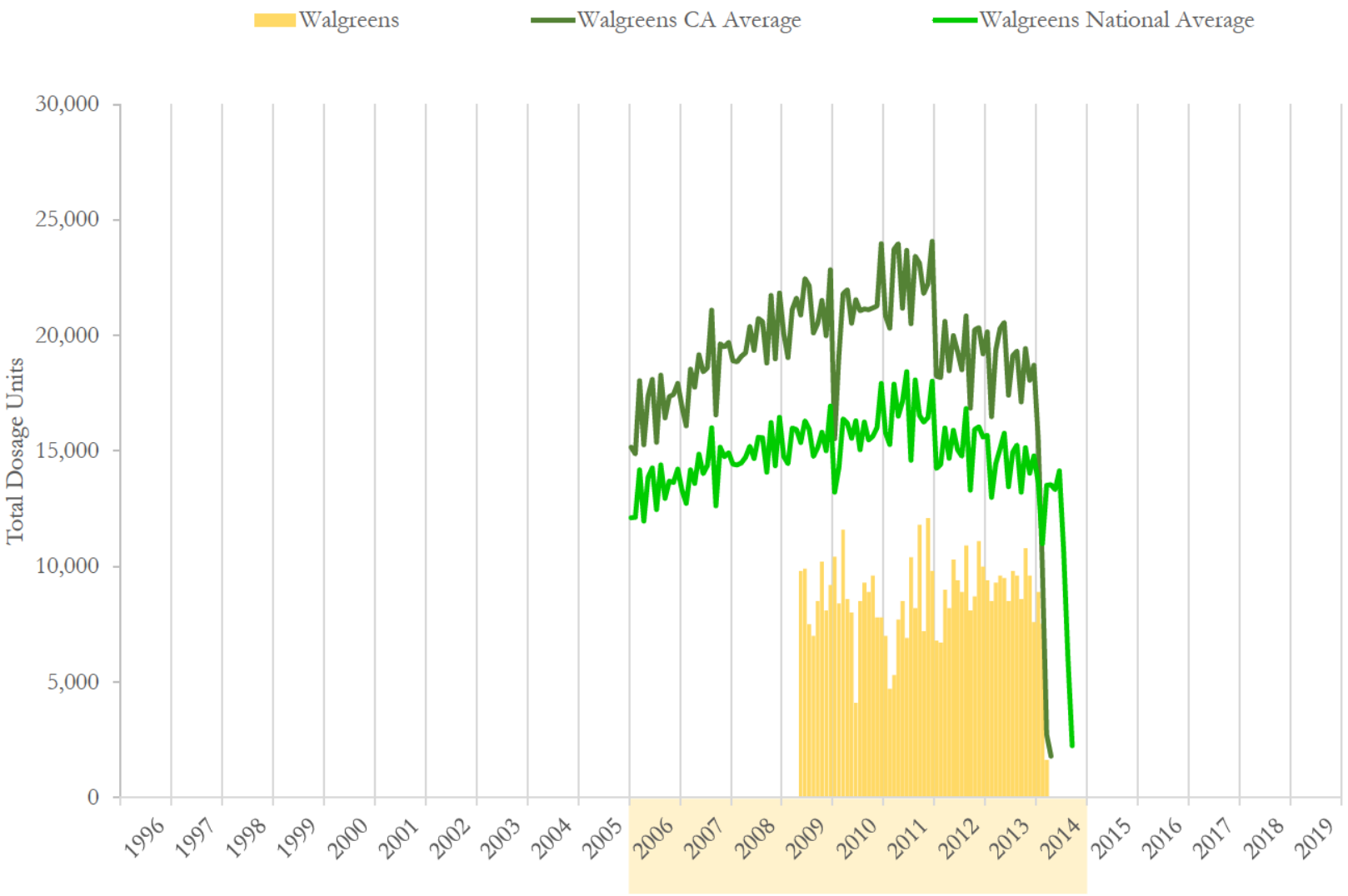

National and state averages reflect hydrocodone shipped from Walgreen Co to all active pharmacies each month.
Data source: ARCOS (2006-2014) and Defendant Distribution Data (Walgreens 1/2006 - 3/2014)

Walgreens # 13668 (5/2009 to 12/2017)
DEA: FW1295016
1496 Market Street
San Francisco, CA 94102

Walgreen Co Hydrocodone Shipments to Walgreens # 13668

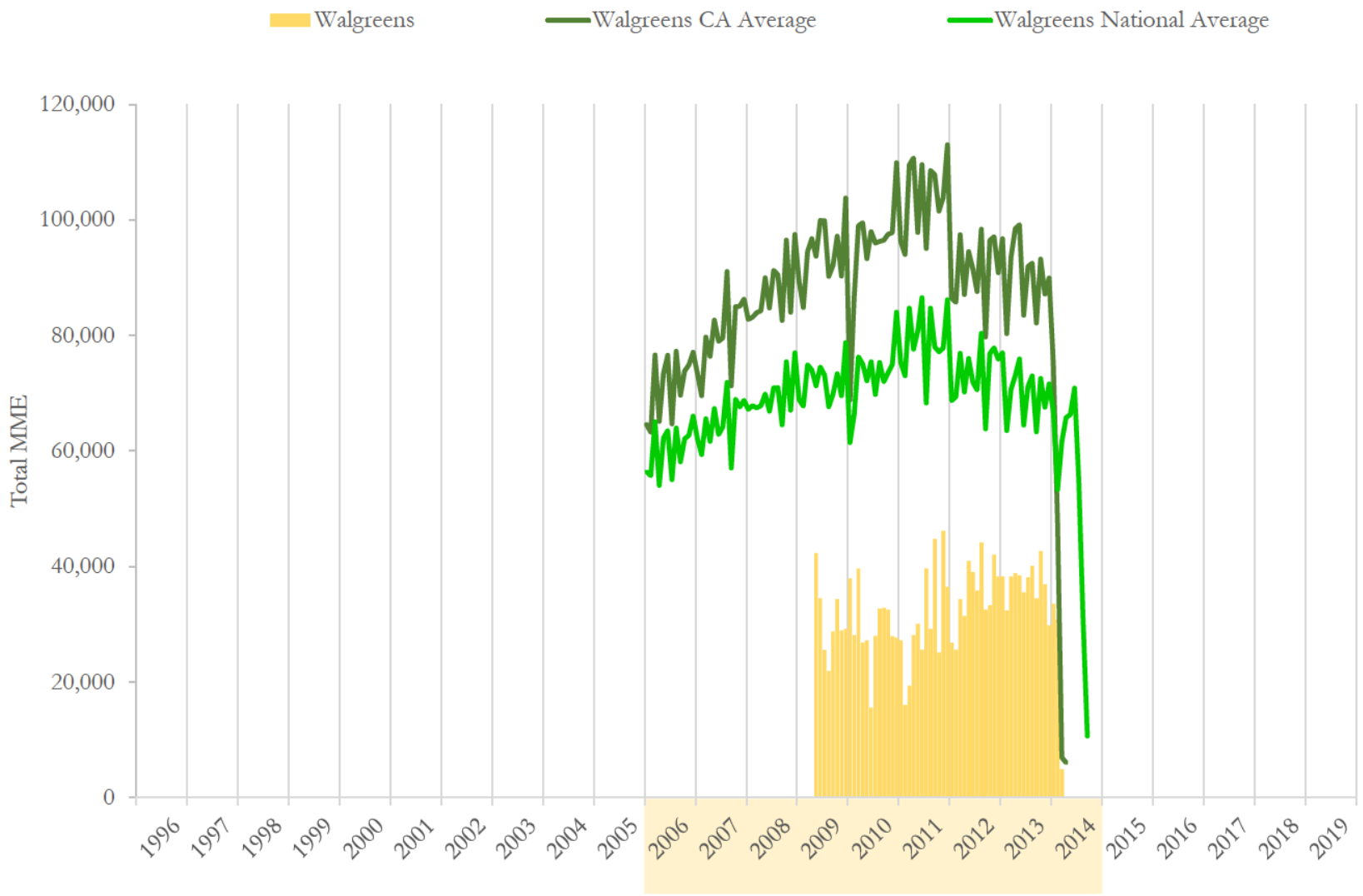

National and state averages reflect hydrocodone shipped from Walgreen Co to all active pharmacies each month.
Data source: ARCOS (2006-2014) and Defendant Distribution Data (Walgreens 1/2006 - 3/2014)

Walgreens # 13668 (5/2009 to 12/2017)
DEA: FW1295016
1496 Market Street
San Francisco, CA 94102

Walgreen Co Hydrocodone Shipments to Walgreens # 13668

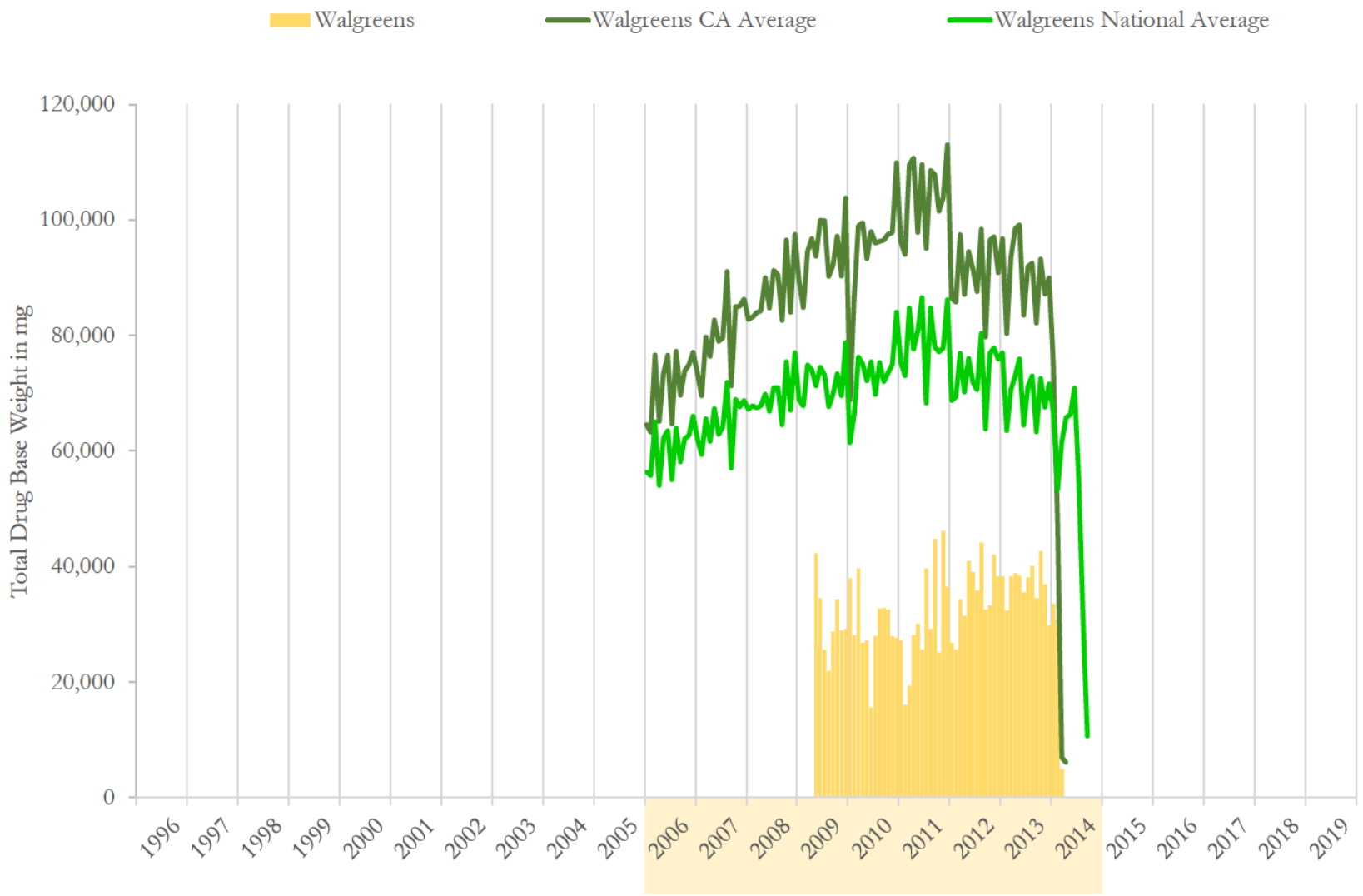

National and state averages reflect hydrocodone shipped from Walgreen Co to all active pharmacies each month.
Data source: ARCOS (2006-2014) and Defendant Distribution Data (Walgreens 1/2006 - 3/2014)

Walgreen Co Hydrocodone Shipments to Walgreens # 13668

	Dosage Units		MME		Drug Base Weight in mg	
Date	Walgreens	% Change	Walgreens	% Change	Walgreens	% Change
01/2008	0	n/a	0	n/a	0	n/a
02/2008	0	n/a	0	n/a	0	n/a
03/2008	0	n/a	0	n/a	0	n/a
04/2008	0	n/a	0	n/a	0	n/a
05/2008	0	n/a	0	n/a	0	n/a
06/2008	0	n/a	0	n/a	0	n/a
07/2008	0	n/a	0	n/a	0	n/a
08/2008	0	n/a	0	n/a	0	n/a
09/2008	0	n/a	0	n/a	0	n/a
10/2008	0	n/a	0	n/a	0	n/a
11/2008	0	n/a	0	n/a	0	n/a
12/2008	0	n/a	0	n/a	0	n/a
01/2009	0	n/a	0	n/a	0	n/a
02/2009	0	n/a	0	n/a	0	n/a
03/2009	0	n/a	0	n/a	0	n/a
04/2009	0	n/a	0	n/a	0	n/a
05/2009	9,800	n/a	42,329	n/a	42,329	n/a
06/2009	9,900	1.0%	34,508	-18.5%	34,508	-18.5%
07/2009	7,500	-24.2%	25,546	-26.0%	25,546	-26.0%
08/2009	7,000	-6.7%	21,946	-14.1%	21,946	-14.1%
09/2009	8,500	21.4%	28,757	31.0%	28,757	31.0%
10/2009	10,200	20.0%	34,348	19.4%	34,348	19.4%
11/2009	8,100	-20.6%	28,892	-15.9%	28,892	-15.9%
12/2009	9,200	13.6%	29,211	1.1%	29,211	1.1%

Data source: ARCOS (2006-2014) and Defendant Distribution Data (Walgreens 1/2006 - 3/2014)

Walgreens # 13668 (5/2009 to 12/2017)
DEA: FW1295016
1496 Market Street
San Francisco, CA 94102

Walgreen Co Hydrocodone Shipments to Walgreens # 13668

	Dosage Units		MME		Drug Base Weight in mg	
Date	Walgreens	% Change	Walgreens	% Change	Walgreens	% Change
01/2010	10,420	13.3%	37,959	29.9%	37,959	29.9%
02/2010	8,400	-19.4%	28,151	-25.8%	28,151	-25.8%
03/2010	11,600	38.1%	39,654	40.9%	39,654	40.9%
04/2010	8,600	-25.9%	26,789	-32.4%	26,789	-32.4%
05/2010	8,000	-7.0%	27,243	1.7%	27,243	1.7%
06/2010	4,100	-48.8%	15,589	-42.8%	15,589	-42.8%
07/2010	8,500	107.3%	28,000	79.6%	28,000	79.6%
08/2010	9,300	9.4%	32,692	16.8%	32,692	16.8%
09/2010	8,900	-4.3%	32,819	0.4%	32,819	0.4%
10/2010	9,600	7.9%	32,540	-0.8%	32,540	-0.8%
11/2010	7,800	-18.8%	27,984	-14.0%	27,984	-14.0%
12/2010	7,800	0.0%	27,681	-1.1%	27,681	-1.1%
01/2011	7,000	-10.3%	27,243	-1.6%	27,243	-1.6%
02/2011	4,700	-32.9%	16,043	-41.1%	16,043	-41.1%
03/2011	5,300	12.8%	19,373	20.8%	19,373	20.8%
04/2011	7,700	45.3%	28,151	45.3%	28,151	45.3%
05/2011	8,500	10.4%	30,119	7.0%	30,119	7.0%
06/2011	6,900	-18.8%	25,578	-15.1%	25,578	-15.1%
07/2011	10,400	50.7%	39,654	55.0%	39,654	55.0%
08/2011	8,200	-21.2%	29,211	-26.3%	29,211	-26.3%
09/2011	11,800	43.9%	44,800	53.4%	44,800	53.4%
10/2011	7,200	-39.0%	25,124	-43.9%	25,124	-43.9%
11/2011	12,100	68.1%	46,162	83.7%	46,162	83.7%
12/2011	9,800	-19.0%	36,475	-21.0%	36,475	-21.0%

Data source: ARCOS (2006-2014) and Defendant Distribution Data (Walgreens 1/2006 - 3/2014)

Walgreens # 13668 (5/2009 to 12/2017)
DEA: FW1295016
1496 Market Street
San Francisco, CA 94102

Walgreen Co Hydrocodone Shipments to Walgreens # 13668

	Dosage Units		MME		Drug Base Weight in mg	
Date	Walgreens	% Change	Walgreens	% Change	Walgreens	% Change
01/2012	6,800	-30.6%	26,789	-26.6%	26,789	-26.6%
02/2012	6,700	-1.5%	25,578	-4.5%	25,578	-4.5%
03/2012	9,000	34.3%	34,356	34.3%	34,356	34.3%
04/2012	8,200	-8.9%	31,456	-8.4%	31,456	-8.4%
05/2012	10,300	25.6%	41,008	30.4%	41,008	30.4%
06/2012	9,400	-8.7%	39,040	-4.8%	39,040	-4.8%
07/2012	8,900	-5.3%	35,870	-8.1%	35,870	-8.1%
08/2012	10,900	22.5%	44,194	23.2%	44,194	23.2%
09/2012	8,100	-25.7%	32,540	-26.4%	32,540	-26.4%
10/2012	8,700	7.4%	33,281	2.3%	33,281	2.3%
11/2012	11,100	27.6%	42,075	26.4%	42,075	26.4%
12/2012	10,000	-9.9%	38,283	-9.0%	38,283	-9.0%
01/2013	9,400	-6.0%	38,292	0.0%	38,292	0.0%
02/2013	8,500	-9.6%	32,389	-15.4%	32,389	-15.4%
03/2013	9,300	9.4%	38,267	18.1%	38,267	18.1%
04/2013	9,600	3.2%	38,881	1.6%	38,881	1.6%
05/2013	9,500	-1.0%	38,435	-1.1%	38,435	-1.1%
06/2013	8,500	-10.5%	35,559	-7.5%	35,559	-7.5%
07/2013	9,800	15.3%	38,140	7.3%	38,140	7.3%
08/2013	9,600	-2.0%	40,108	5.2%	40,108	5.2%
09/2013	8,600	-10.4%	34,508	-14.0%	34,508	-14.0%
10/2013	10,800	25.6%	42,681	23.7%	42,681	23.7%
11/2013	9,600	-11.1%	36,929	-13.5%	36,929	-13.5%
12/2013	7,600	-20.8%	29,816	-19.3%	29,816	-19.3%

Data source: ARCOS (2006-2014) and Defendant Distribution Data (Walgreens 1/2006 - 3/2014)

Walgreen Co Hydrocodone Shipments to Walgreens # 13668

	Dosage Units		MME		Drug Base Weight in mg	
Date	Walgreens	% Change	Walgreens	% Change	Walgreens	% Change
01/2014	8,900	17.1%	33,592	12.7%	33,592	12.7%
02/2014	7,530	-15.4%	30,815	-8.3%	30,815	-8.3%
03/2014	1,630	-78.4%	4,934	-84.0%	4,934	-84.0%
04/2014	0	-100.0%	0	-100.0%	0	-100.0%
05/2014	0	n/a	0	n/a	0	n/a
06/2014	0	n/a	0	n/a	0	n/a
07/2014	0	n/a	0	n/a	0	n/a
08/2014	0	n/a	0	n/a	0	n/a
09/2014	0	n/a	0	n/a	0	n/a
10/2014	0	n/a	0	n/a	0	n/a
11/2014	0	n/a	0	n/a	0	n/a
12/2014	0	n/a	0	n/a	0	n/a
01/2015	0	n/a	0	n/a	0	n/a
02/2015	0	n/a	0	n/a	0	n/a
03/2015	0	n/a	0	n/a	0	n/a
04/2015	0	n/a	0	n/a	0	n/a
05/2015	0	n/a	0	n/a	0	n/a
06/2015	0	n/a	0	n/a	0	n/a
07/2015	0	n/a	0	n/a	0	n/a
08/2015	0	n/a	0	n/a	0	n/a
09/2015	0	n/a	0	n/a	0	n/a
10/2015	0	n/a	0	n/a	0	n/a
11/2015	0	n/a	0	n/a	0	n/a
12/2015	0	n/a	0	n/a	0	n/a

Data source: ARCOS (2006-2014) and Defendant Distribution Data (Walgreens 1/2006 - 3/2014)

Walgreens # 13668 (5/2009 to 12/2017)
DEA: FW1295016
1496 Market Street
San Francisco, CA 94102

Walgreen Co Hydrocodone Shipments to Walgreens # 13668

	Dosage Units		MME		Drug Base Weight in mg	
Date	Walgreens	% Change	Walgreens	% Change	Walgreens	% Change
1996	0		0		0	
1997	0	n/a	0	n/a	0	n/a
1998	0	n/a	0	n/a	0	n/a
1999	0	n/a	0	n/a	0	n/a
2000	0	n/a	0	n/a	0	n/a
2001	0	n/a	0	n/a	0	n/a
2002	0	n/a	0	n/a	0	n/a
2003	0	n/a	0	n/a	0	n/a
2004	0	n/a	0	n/a	0	n/a
2005	0	n/a	0	n/a	0	n/a
2006	0	n/a	0	n/a	0	n/a
2007	0	n/a	0	n/a	0	n/a
2008	0	n/a	0	n/a	0	n/a
2009	70,200	n/a	245,535	n/a	245,535	n/a
2010	103,020	46.8%	357,099	45.4%	357,099	45.4%
2011	99,600	-3.3%	367,932	3.0%	367,932	3.0%
2012	108,100	8.5%	424,472	15.4%	424,472	15.4%
2013	110,800	2.5%	444,004	4.6%	444,004	4.6%
2014	18,060	-83.7%	69,340	-84.4%	69,340	-84.4%
2015	0	-100.0%	0	-100.0%	0	-100.0%
2016	0	n/a	0	n/a	0	n/a
2017	0	n/a	0	n/a	0	n/a
2018	0	n/a	0	n/a	0	n/a
2019	0	n/a	0	n/a	0	n/a
Total	**509,780**		**1,908,383**		**1,908,383**	

Data source: ARCOS (2006-2014) and Defendant Distribution Data (Walgreens 1/2006 - 3/2014)

Walgreens # 13668 (5/2009 to 12/2017)
DEA: FW1295016
1496 Market Street
San Francisco, CA 94102

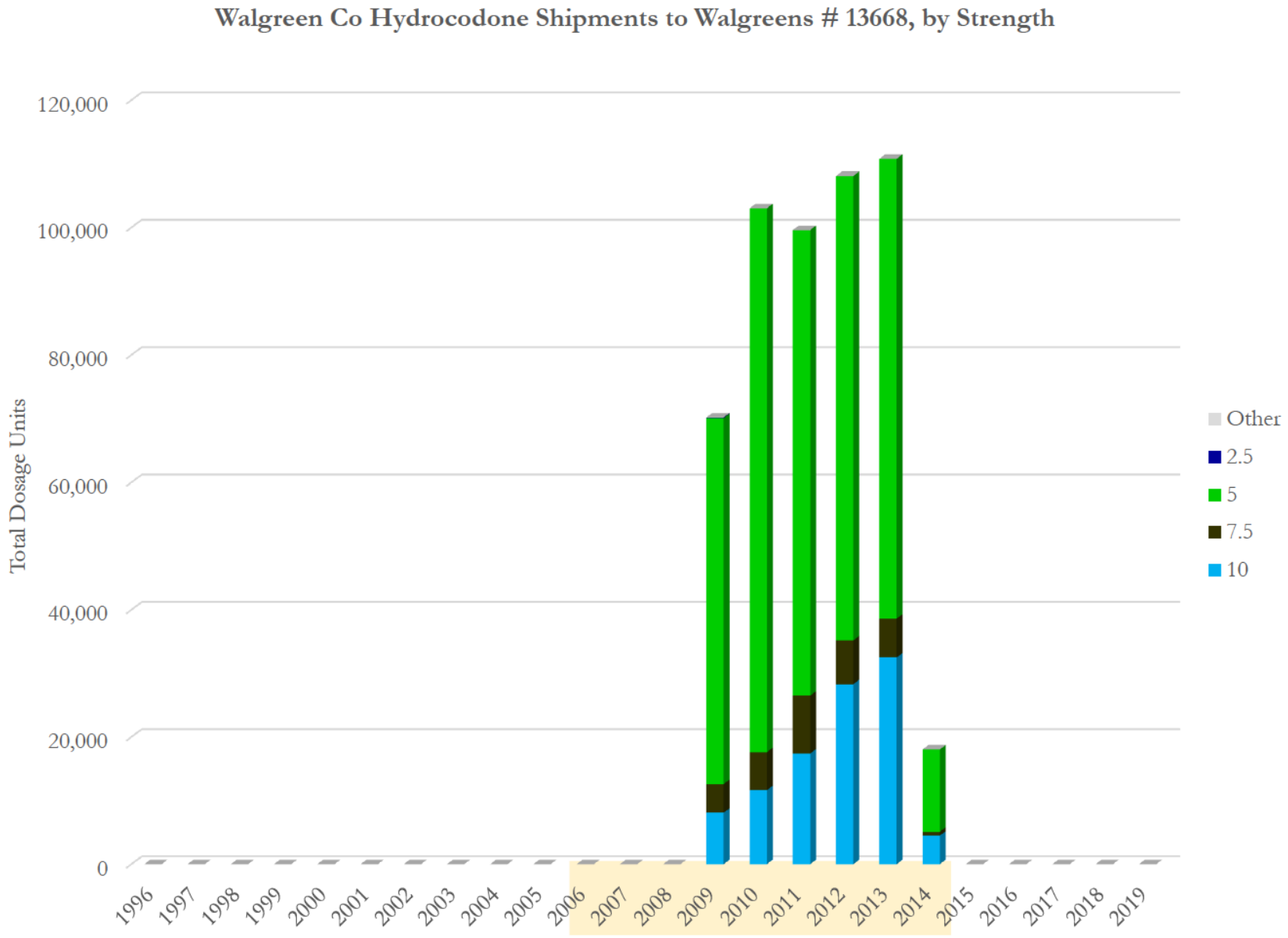

Data source: ARCOS (2006-2014) and Defendant Distribution Data (Walgreens 1/2006 - 3/2014)

Walgreens # 13668 (5/2009 to 12/2017)
DEA: FW1295016
1496 Market Street
San Francisco, CA 94102

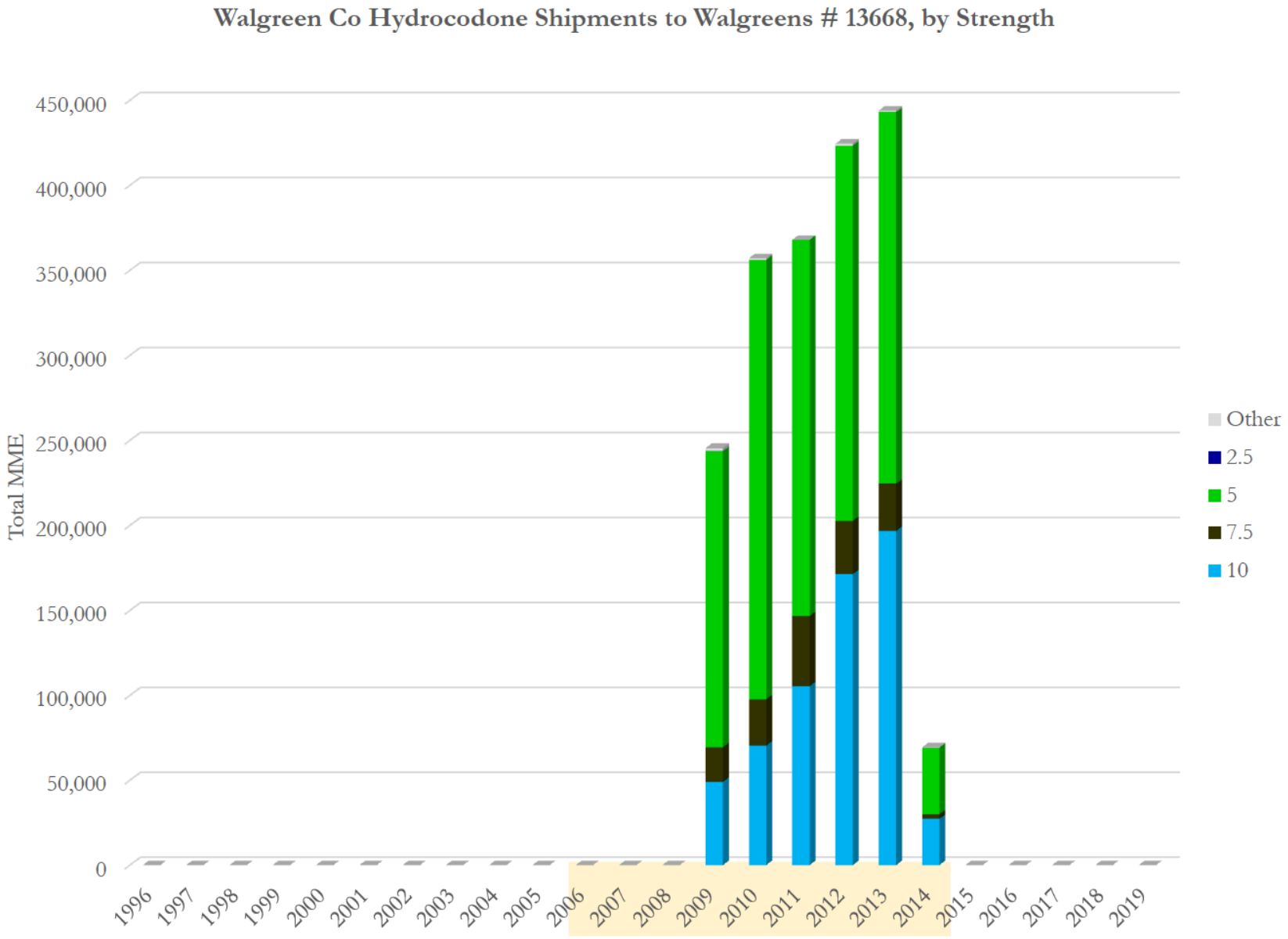

Data source: ARCOS (2006-2014) and Defendant Distribution Data (Walgreens 1/2006 - 3/2014)

Walgreens # 13668 (5/2009 to 12/2017)
DEA: FW1295016
1496 Market Street
San Francisco, CA 94102

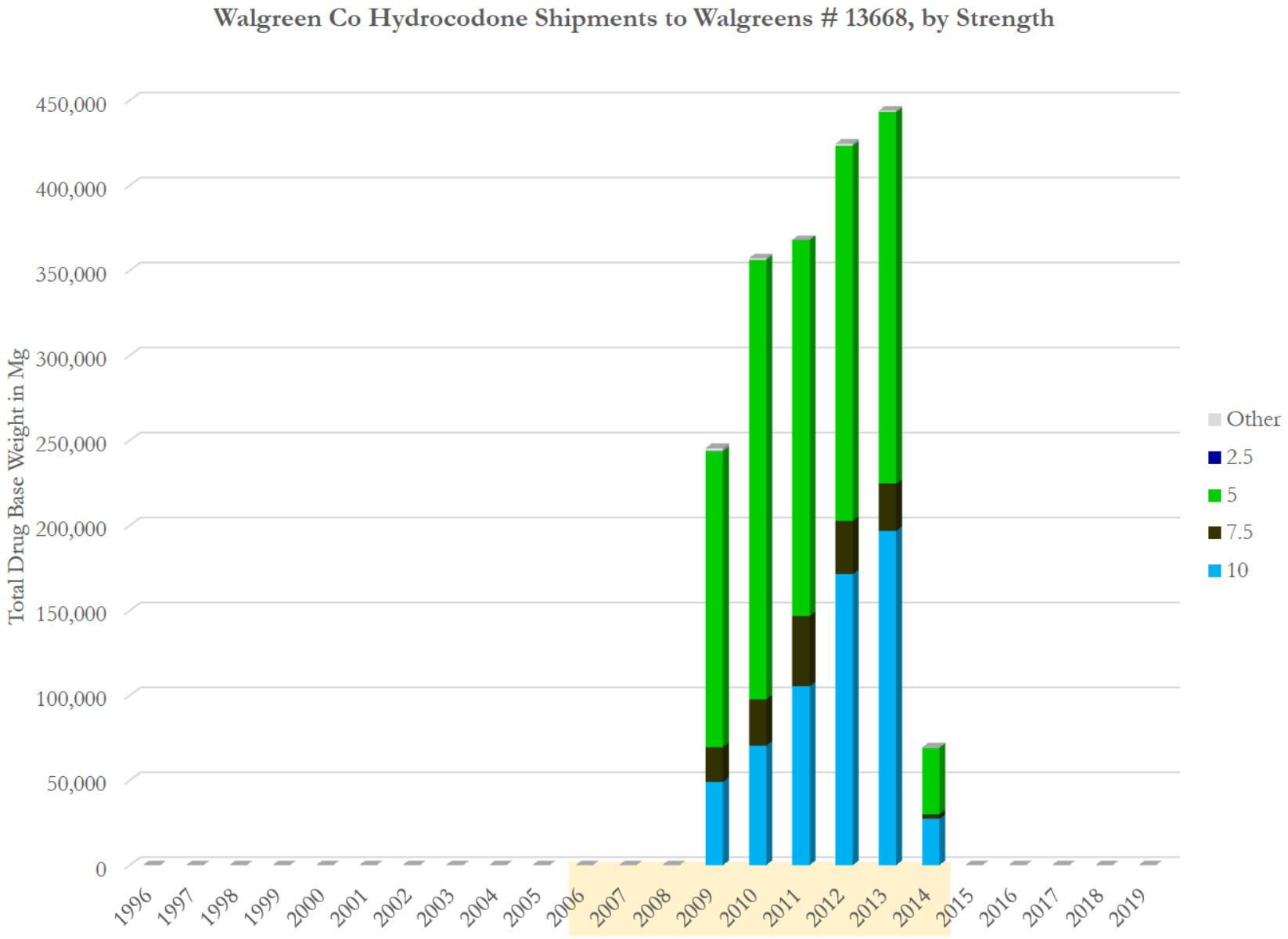

Data source: ARCOS (2006-2014) and Defendant Distribution Data (Walgreens 1/2006 - 3/2014)

Walgreens # 13668 (5/2009 to 12/2017)
DEA: FW1295016
1496 Market Street
San Francisco, CA 94102

Walgreen Co Hydrocodone Shipments to Walgreens # 13668, by Strength
(Total Dosage Units)

Strength Year\	10	7.5	5	2.5	Other	Total	Avg. Str
1996	0	0	0	0	0	**0**	
1997	0	0	0	0	0	**0**	
1998	0	0	0	0	0	**0**	
1999	0	0	0	0	0	**0**	
2000	0	0	0	0	0	**0**	
2001	0	0	0	0	0	**0**	
2002	0	0	0	0	0	**0**	
2003	0	0	0	0	0	**0**	
2004	0	0	0	0	0	**0**	
2005	0	0	0	0	0	**0**	
2006	0	0	0	0	0	**0**	
2007	0	0	0	0	0	**0**	
2008	0	0	0	0	0	**0**	
2009	8,100	4,500	57,500	100	0	**70,200**	5.73
2010	11,620	6,000	85,400	0	0	**103,020**	5.71
2011	17,400	9,100	73,100	0	0	**99,600**	6.10
2012	28,300	6,900	72,900	0	0	**108,100**	6.47
2013	32,500	6,100	72,200	0	0	**110,800**	6.60
2014	4,500	600	12,960	0	0	**18,060**	6.33
2015	0	0	0	0	0	**0**	
2016	0	0	0	0	0	**0**	
2017	0	0	0	0	0	**0**	
2018	0	0	0	0	0	**0**	
2019	0	0	0	0	0	**0**	
Total	**102,420**	**33,200**	**374,060**	**100**	**0**	**509,780**	6.17

Data source: ARCOS (2006-2014) and Defendant Distribution Data (Walgreens 1/2006 - 3/2014)

Walgreens # 13668 (5/2009 to 12/2017)
DEA: FW1295016
1496 Market Street
San Francisco, CA 94102

Walgreen Co Hydrocodone Shipments to Walgreens # 13668, by Strength
(Total MME)

Strength Year\	10	7.5	5	2.5	Other	Total	Avg. Str
1996	0	0	0	0	0	**0**	
1997	0	0	0	0	0	**0**	
1998	0	0	0	0	0	**0**	
1999	0	0	0	0	0	**0**	
2000	0	0	0	0	0	**0**	
2001	0	0	0	0	0	**0**	
2002	0	0	0	0	0	**0**	
2003	0	0	0	0	0	**0**	
2004	0	0	0	0	0	**0**	
2005	0	0	0	0	0	**0**	
2006	0	0	0	0	0	**0**	
2007	0	0	0	0	0	**0**	
2008	0	0	0	0	0	**0**	
2009	49,037	20,432	174,053	151	1,862	**245,535**	5.73
2010	70,347	27,243	258,506	0	1,003	**357,099**	5.71
2011	105,340	41,319	221,274	0	0	**367,932**	6.10
2012	171,328	31,329	220,668	0	1,146	**424,472**	6.47
2013	196,755	27,697	218,549	0	1,003	**444,004**	6.60
2014	27,243	2,724	39,230	0	143	**69,340**	6.33
2015	0	0	0	0	0	**0**	
2016	0	0	0	0	0	**0**	
2017	0	0	0	0	0	**0**	
2018	0	0	0	0	0	**0**	
2019	0	0	0	0	0	**0**	
Total	**620,051**	**150,745**	**1,132,280**	**151**	**5,156**	**1,908,383**	6.17

Data source: ARCOS (2006-2014) and Defendant Distribution Data (Walgreens 1/2006 - 3/2014)

Walgreens # 13668 (5/2009 to 12/2017)
DEA: FW1295016
1496 Market Street
San Francisco, CA 94102

Walgreen Co Hydrocodone Shipments to Walgreens # 13668, by Strength
(Total Drug Base Weight in Milligram)

Strength Year\	10	7.5	5	2.5	Other	Total	Avg. Str
1996	0	0	0	0	0	**0**	
1997	0	0	0	0	0	**0**	
1998	0	0	0	0	0	**0**	
1999	0	0	0	0	0	**0**	
2000	0	0	0	0	0	**0**	
2001	0	0	0	0	0	**0**	
2002	0	0	0	0	0	**0**	
2003	0	0	0	0	0	**0**	
2004	0	0	0	0	0	**0**	
2005	0	0	0	0	0	**0**	
2006	0	0	0	0	0	**0**	
2007	0	0	0	0	0	**0**	
2008	0	0	0	0	0	**0**	
2009	49,037	20,432	174,053	151	1,862	**245,535**	5.73
2010	70,347	27,243	258,506	0	1,003	**357,099**	5.71
2011	105,340	41,319	221,274	0	0	**367,932**	6.10
2012	171,328	31,329	220,668	0	1,146	**424,472**	6.47
2013	196,755	27,697	218,549	0	1,003	**444,004**	6.60
2014	27,243	2,724	39,230	0	143	**69,340**	6.33
2015	0	0	0	0	0	**0**	
2016	0	0	0	0	0	**0**	
2017	0	0	0	0	0	**0**	
2018	0	0	0	0	0	**0**	
2019	0	0	0	0	0	**0**	
Total	**620,051**	**150,745**	**1,132,280**	**151**	**5,156**	**1,908,383**	6.17

Data source: ARCOS (2006-2014) and Defendant Distribution Data (Walgreens 1/2006 - 3/2014)

Walgreens # 01109 (3/2006 to 12/2017)
DEA: BW9634987
5260 Diamond Heights Blvd
San Francisco, CA 94131

Walgreen Co Oxycodone Shipments to Walgreens # 01109

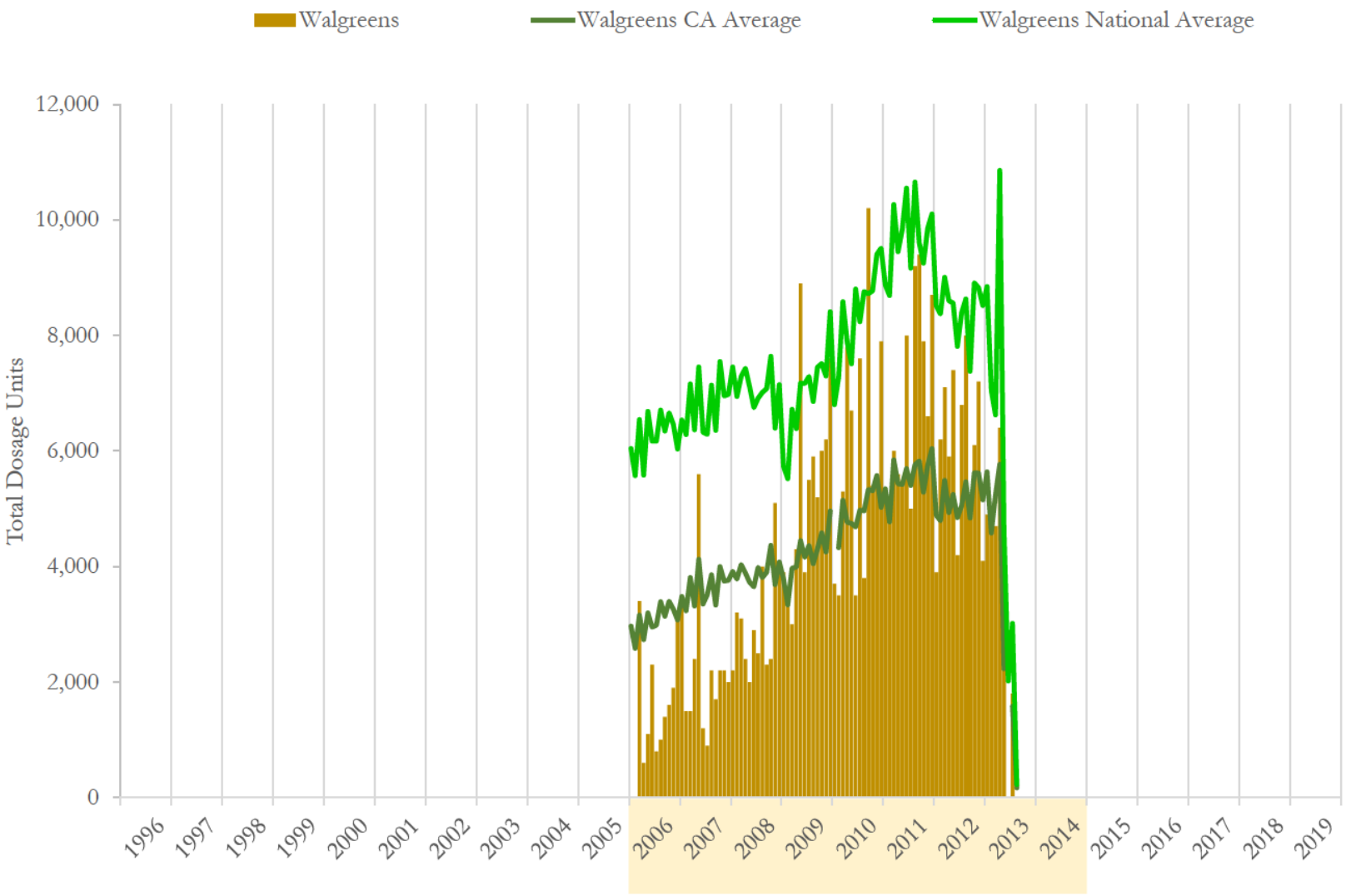

National and state averages reflect oxycodone shipped from Walgreen Co to all active pharmacies each month.
Data source: ARCOS (2006-2014) and Defendant Distribution Data (Walgreens 1/2006 - 3/2014)

Walgreens # 01109 (3/2006 to 12/2017)
DEA: BW9634987
5260 Diamond Heights Blvd
San Francisco, CA 94131

Walgreen Co Oxycodone Shipments to Walgreens # 01109

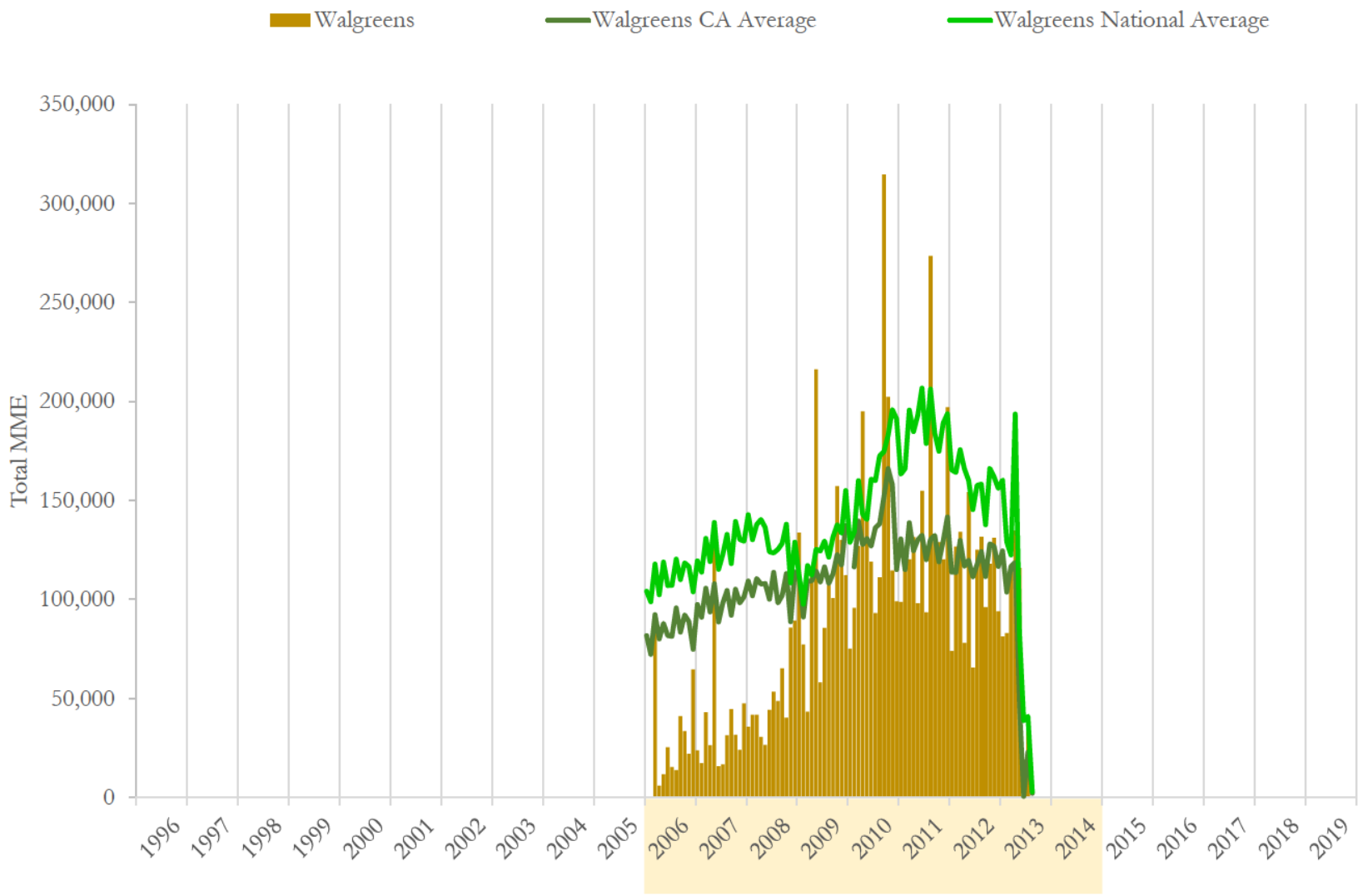

National and state averages reflect oxycodone shipped from Walgreen Co to all active pharmacies each month.
Data source: ARCOS (2006-2014) and Defendant Distribution Data (Walgreens 1/2006 - 3/2014)

Walgreens # 01109 (3/2006 to 12/2017)
DEA: BW9634987
5260 Diamond Heights Blvd
San Francisco, CA 94131

Walgreen Co Oxycodone Shipments to Walgreens # 01109

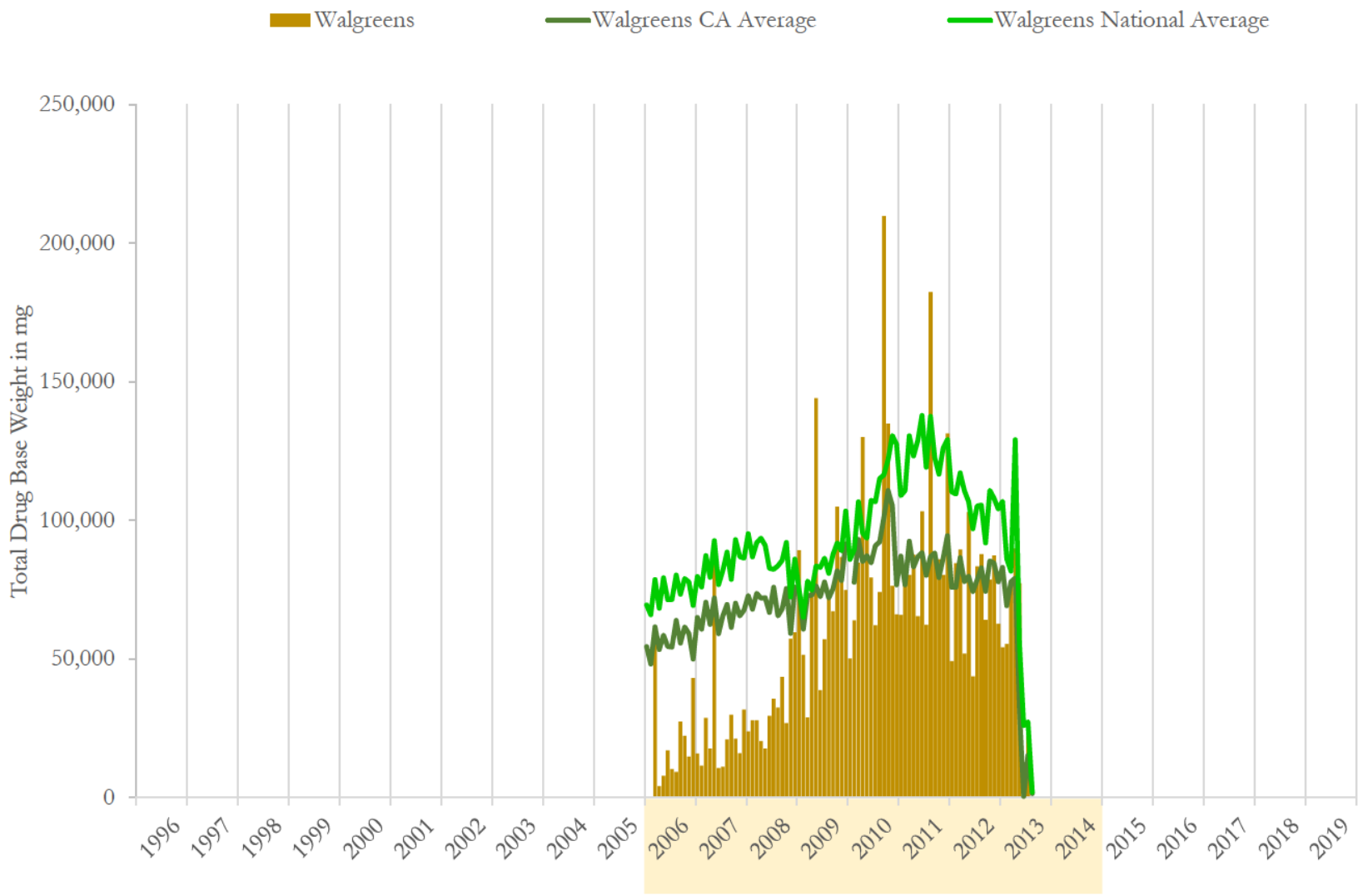

National and state averages reflect oxycodone shipped from Walgreen Co to all active pharmacies each month.
Data source: ARCOS (2006-2014) and Defendant Distribution Data (Walgreens 1/2006 - 3/2014)

Walgreens # 01109 (3/2006 to 12/2017)
DEA: BW9634987
5260 Diamond Heights Blvd
San Francisco, CA 94131

Walgreen Co Oxycodone Shipments to Walgreens # 01109

	Dosage Units		MME		Drug Base Weight in mg	
Date	Walgreens	% Change	Walgreens	% Change	Walgreens	% Change
01/2006	0	n/a	0	n/a	0	n/a
02/2006	0	n/a	0	n/a	0	n/a
03/2006	3,400	n/a	84,439	n/a	56,292	n/a
04/2006	600	-82.4%	6,051	-92.8%	4,034	-92.8%
05/2006	1,100	83.3%	11,767	94.4%	7,844	94.4%
06/2006	2,300	109.1%	25,483	116.6%	16,989	116.6%
07/2006	800	-65.2%	15,397	-39.6%	10,265	-39.6%
08/2006	1,000	25.0%	13,907	-9.7%	9,271	-9.7%
09/2006	1,400	40.0%	41,194	196.2%	27,462	196.2%
10/2006	1,600	14.3%	33,484	-18.7%	22,323	-18.7%
11/2006	1,900	18.8%	22,188	-33.7%	14,792	-33.7%
12/2006	3,200	68.4%	64,750	191.8%	43,166	191.8%
01/2007	3,400	6.3%	23,869	-63.1%	15,913	-63.1%
02/2007	1,500	-55.9%	17,347	-27.3%	11,565	-27.3%
03/2007	1,500	0.0%	43,099	148.4%	28,733	148.4%
04/2007	2,400	60.0%	26,491	-38.5%	17,661	-38.5%
05/2007	5,600	133.3%	133,452	403.8%	88,968	403.8%
06/2007	1,200	-78.6%	15,895	-88.1%	10,597	-88.1%
07/2007	900	-25.0%	16,809	5.8%	11,206	5.8%
08/2007	2,200	144.4%	31,453	87.1%	20,969	87.1%
09/2007	1,700	-22.7%	44,760	42.3%	29,840	42.3%
10/2007	2,200	29.4%	31,790	-29.0%	21,193	-29.0%
11/2007	2,200	0.0%	24,057	-24.3%	16,038	-24.3%
12/2007	2,000	-9.1%	47,637	98.0%	31,758	98.0%

Data source: ARCOS (2006-2014) and Defendant Distribution Data (Walgreens 1/2006 - 3/2014)

Walgreens # 01109 (3/2006 to 12/2017)
DEA: BW9634987
5260 Diamond Heights Blvd
San Francisco, CA 94131

Walgreen Co Oxycodone Shipments to Walgreens # 01109

	Dosage Units		MME		Drug Base Weight in mg	
Date	Walgreens	% Change	Walgreens	% Change	Walgreens	% Change
01/2008	2,200	10.0%	35,730	-25.0%	23,820	-25.0%
02/2008	3,200	45.5%	41,828	17.1%	27,885	17.1%
03/2008	3,100	-3.1%	41,828	0.0%	27,885	0.0%
04/2008	2,400	-22.6%	30,586	-26.9%	20,391	-26.9%
05/2008	2,000	-16.7%	26,606	-13.0%	17,737	-13.0%
06/2008	2,900	45.0%	44,310	66.5%	29,540	66.5%
07/2008	2,500	-13.8%	53,454	20.6%	35,636	20.6%
08/2008	4,000	60.0%	48,747	-8.8%	32,498	-8.8%
09/2008	2,300	-42.5%	65,220	33.8%	43,480	33.8%
10/2008	2,400	4.3%	40,343	-38.1%	26,895	-38.1%
11/2008	5,100	112.5%	85,862	112.8%	57,242	112.8%
12/2008	4,000	-21.6%	89,359	4.1%	59,572	4.1%
01/2009	3,900	-2.5%	133,803	49.7%	89,202	49.7%
02/2009	3,400	-12.8%	77,323	-42.2%	51,549	-42.2%
03/2009	3,000	-11.8%	43,368	-43.9%	28,912	-43.9%
04/2009	4,300	43.3%	113,228	161.1%	75,485	161.1%
05/2009	8,900	107.0%	216,169	90.9%	144,112	90.9%
06/2009	3,900	-56.2%	58,160	-73.1%	38,774	-73.1%
07/2009	5,500	41.0%	85,661	47.3%	57,107	47.3%
08/2009	5,900	7.3%	107,513	25.5%	71,675	25.5%
09/2009	5,200	-11.9%	100,856	-6.2%	67,238	-6.2%
10/2009	6,000	15.4%	157,336	56.0%	104,891	56.0%
11/2009	6,200	3.3%	130,105	-17.3%	86,736	-17.3%
12/2009	7,600	22.6%	112,287	-13.7%	74,858	-13.7%

Data source: ARCOS (2006-2014) and Defendant Distribution Data (Walgreens 1/2006 - 3/2014)

Walgreens # 01109 (3/2006 to 12/2017)
DEA: BW9634987
5260 Diamond Heights Blvd
San Francisco, CA 94131

Walgreen Co Oxycodone Shipments to Walgreens # 01109

	Dosage Units		MME		Drug Base Weight in mg	
Date	Walgreens	% Change	Walgreens	% Change	Walgreens	% Change
01/2010	3,700	-51.3%	75,306	-32.9%	50,204	-32.9%
02/2010	3,500	-5.4%	95,813	27.2%	63,876	27.2%
03/2010	5,300	51.4%	127,012	32.6%	84,674	32.6%
04/2010	7,800	47.2%	194,989	53.5%	129,993	53.5%
05/2010	6,700	-14.1%	144,157	-26.1%	96,105	-26.1%
06/2010	3,500	-47.8%	119,010	-17.4%	79,340	-17.4%
07/2010	7,600	117.1%	93,124	-21.8%	62,083	-21.8%
08/2010	3,800	-50.0%	111,278	19.5%	74,185	19.5%
09/2010	10,200	168.4%	314,604	182.7%	209,736	182.7%
10/2010	5,400	-47.1%	202,318	-35.7%	134,878	-35.7%
11/2010	5,400	0.0%	114,640	-43.3%	76,427	-43.3%
12/2010	7,900	46.3%	99,108	-13.5%	66,072	-13.5%
01/2011	5,300	-32.9%	98,839	-0.3%	65,893	-0.3%
02/2011	4,800	-9.4%	120,557	22.0%	80,371	22.0%
03/2011	6,000	25.0%	120,355	-0.2%	80,237	-0.2%
04/2011	5,600	-6.7%	131,449	9.2%	87,633	9.2%
05/2011	5,400	-3.6%	98,167	-25.3%	65,445	-25.3%
06/2011	8,000	48.1%	154,915	57.8%	103,277	57.8%
07/2011	5,000	-37.5%	93,460	-39.7%	62,307	-39.7%
08/2011	9,200	84.0%	273,589	192.7%	182,393	192.7%
09/2011	9,400	2.2%	131,113	-52.1%	87,409	-52.1%
10/2011	7,900	-16.0%	128,962	-1.6%	85,974	-1.6%
11/2011	6,600	-16.5%	120,355	-6.7%	80,237	-6.7%
12/2011	8,700	31.8%	197,006	63.7%	131,337	63.7%

Data source: ARCOS (2006-2014) and Defendant Distribution Data (Walgreens 1/2006 - 3/2014)

Walgreen Co Oxycodone Shipments to Walgreens # 01109

	Dosage Units		MME		Drug Base Weight in mg	
Date	Walgreens	% Change	Walgreens	% Change	Walgreens	% Change
01/2012	3,900	-55.2%	73,961	-62.5%	49,308	-62.5%
02/2012	6,200	59.0%	126,743	71.4%	84,495	71.4%
03/2012	7,100	14.5%	134,139	5.8%	89,426	5.8%
04/2012	5,900	-16.9%	77,996	-41.9%	51,997	-41.9%
05/2012	7,400	25.4%	154,310	97.8%	102,873	97.8%
06/2012	4,200	-43.2%	65,557	-57.5%	43,704	-57.5%
07/2012	6,800	61.9%	125,062	90.8%	83,375	90.8%
08/2012	8,000	17.6%	131,786	5.4%	87,857	5.4%
09/2012	5,000	-37.5%	96,150	-27.0%	64,100	-27.0%
10/2012	6,100	22.0%	118,002	22.7%	78,668	22.7%
11/2012	7,200	18.0%	131,113	11.1%	87,409	11.1%
12/2012	4,100	-43.1%	94,133	-28.2%	62,755	-28.2%
01/2013	4,900	19.5%	81,335	-13.6%	54,224	-13.6%
02/2013	4,800	-2.0%	83,038	2.1%	55,359	2.1%
03/2013	4,700	-2.1%	116,949	40.8%	77,966	40.8%
04/2013	6,400	36.2%	134,811	15.3%	89,874	15.3%
05/2013	4,200	-34.4%	115,985	-14.0%	77,323	-14.0%
06/2013	0	-100.0%	0	-100.0%	0	-100.0%
07/2013	1,800	n/a	33,597	n/a	22,398	n/a
08/2013	0	-100.0%	0	-100.0%	0	-100.0%
09/2013	0	n/a	0	n/a	0	n/a
10/2013	0	n/a	0	n/a	0	n/a
11/2013	0	n/a	0	n/a	0	n/a
12/2013	0	n/a	0	n/a	0	n/a

Data source: ARCOS (2006-2014) and Defendant Distribution Data (Walgreens 1/2006 - 3/2014)

Walgreens # 01109 (3/2006 to 12/2017)
DEA: BW9634987
5260 Diamond Heights Blvd
San Francisco, CA 94131

Walgreen Co Oxycodone Shipments to Walgreens # 01109

	Dosage Units		MME		Drug Base Weight in mg	
Date	Walgreens	% Change	Walgreens	% Change	Walgreens	% Change
1996	0		0		0	
1997	0	n/a	0	n/a	0	n/a
1998	0	n/a	0	n/a	0	n/a
1999	0	n/a	0	n/a	0	n/a
2000	0	n/a	0	n/a	0	n/a
2001	0	n/a	0	n/a	0	n/a
2002	0	n/a	0	n/a	0	n/a
2003	0	n/a	0	n/a	0	n/a
2004	0	n/a	0	n/a	0	n/a
2005	0	n/a	0	n/a	0	n/a
2006	17,300	n/a	318,660	n/a	212,440	n/a
2007	26,800	54.9%	456,661	43.3%	304,440	43.3%
2008	36,100	34.7%	603,872	32.2%	402,581	32.2%
2009	63,800	76.7%	1,335,807	121.2%	890,538	121.2%
2010	70,800	11.0%	1,691,359	26.6%	1,127,573	26.6%
2011	81,900	15.7%	1,668,768	-1.3%	1,112,512	-1.3%
2012	71,900	-12.2%	1,328,949	-20.4%	885,966	-20.4%
2013	26,800	-62.7%	565,715	-57.4%	377,143	-57.4%
2014	0	-100.0%	0	-100.0%	0	-100.0%
2015	0	n/a	0	n/a	0	n/a
2016	0	n/a	0	n/a	0	n/a
2017	0	n/a	0	n/a	0	n/a
2018	0	n/a	0	n/a	0	n/a
2019	0	n/a	0	n/a	0	n/a
Total	**395,400**		**7,969,791**		**5,313,194**	

Data source: ARCOS (2006-2014) and Defendant Distribution Data (Walgreens 1/2006 - 3/2014)

Walgreens # 01109 (3/2006 to 12/2017)
DEA: BW9634987
5260 Diamond Heights Blvd
San Francisco, CA 94131

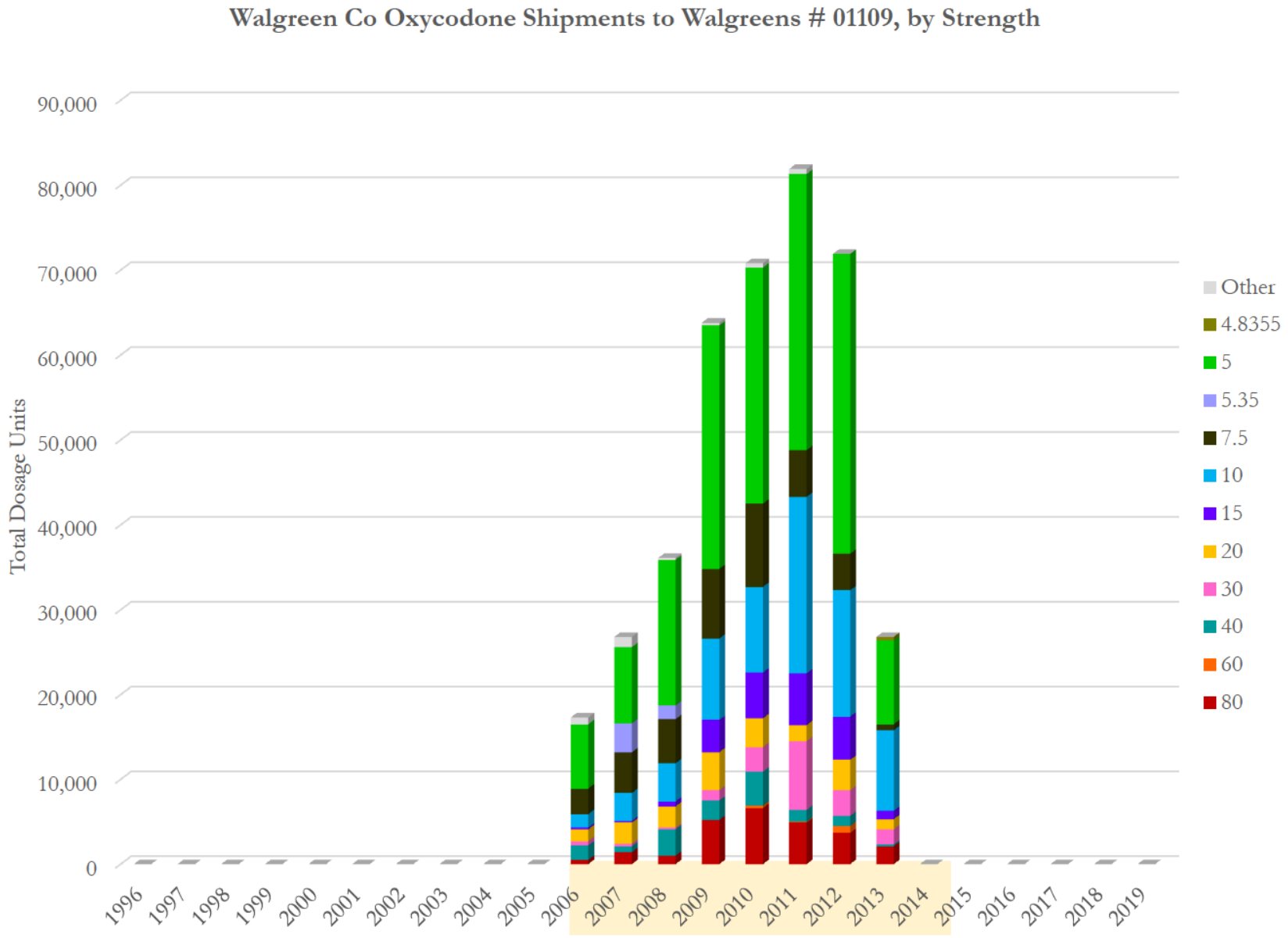

Data source: ARCOS (2006-2014) and Defendant Distribution Data (Walgreens 1/2006 - 3/2014)

Walgreens # 01109 (3/2006 to 12/2017)
DEA: BW9634987
5260 Diamond Heights Blvd
San Francisco, CA 94131

Walgreen Co Oxycodone Shipments to Walgreens # 01109, by Strength

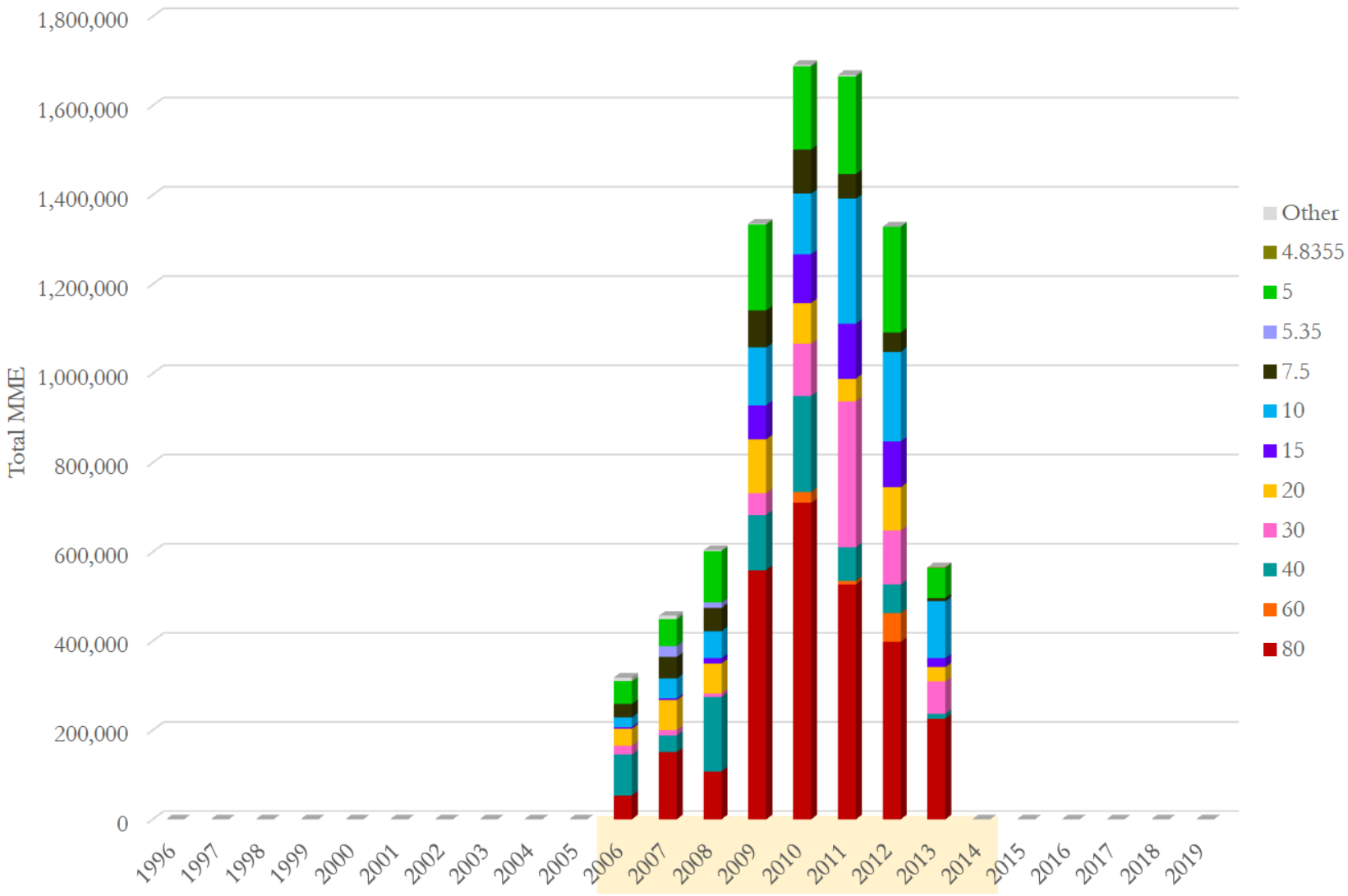

Data source: ARCOS (2006-2014) and Defendant Distribution Data (Walgreens 1/2006 - 3/2014)

Walgreens # 01109 (3/2006 to 12/2017)
DEA: BW9634987
5260 Diamond Heights Blvd
San Francisco, CA 94131

Walgreen Co Oxycodone Shipments to Walgreens # 01109, by Strength

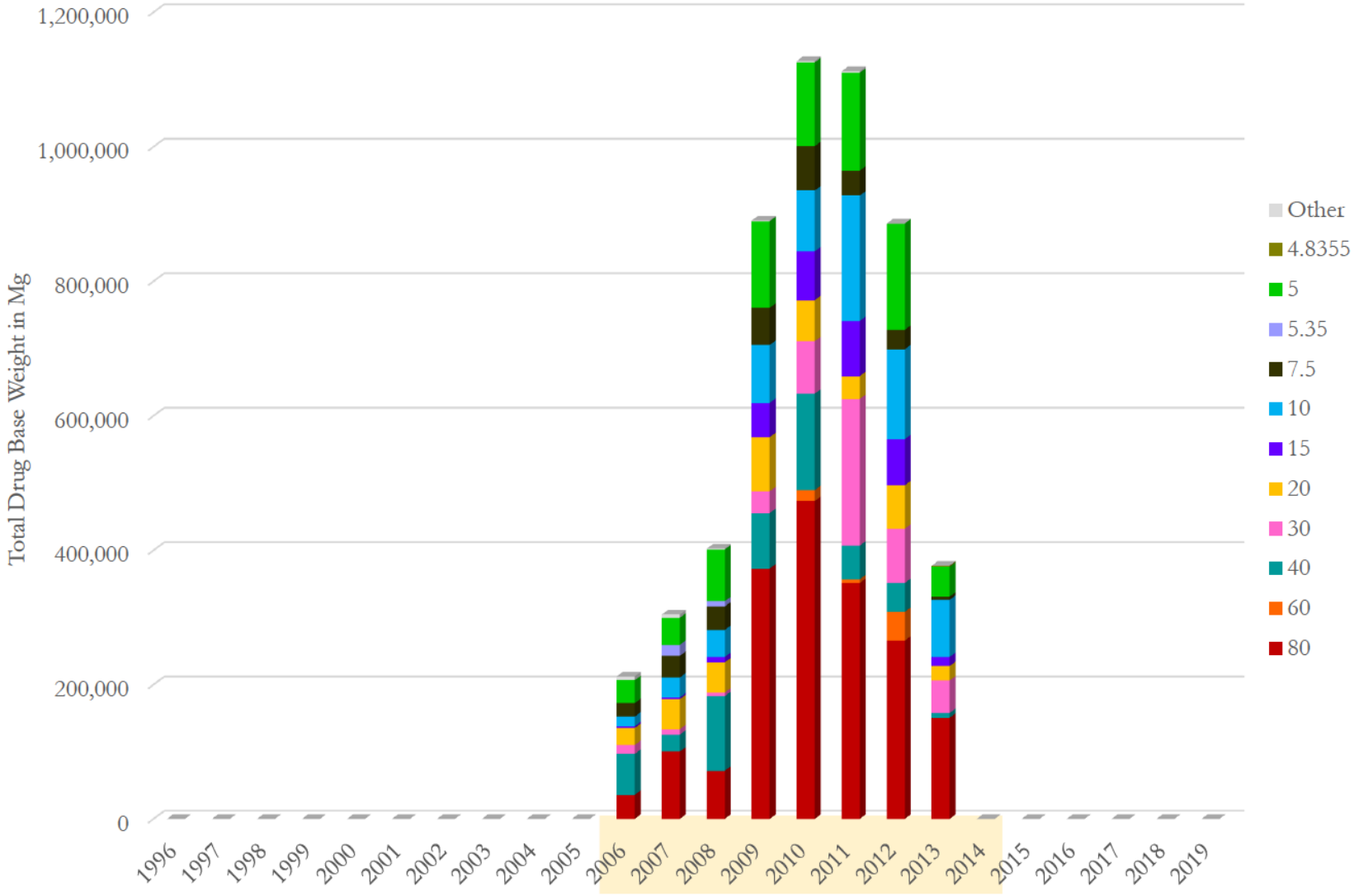

Data source: ARCOS (2006-2014) and Defendant Distribution Data (Walgreens 1/2006 - 3/2014)

Walgreens # 01109 (3/2006 to 12/2017)
DEA: BW9634987
5260 Diamond Heights Blvd
San Francisco, CA 94131

Walgreen Co Oxycodone Shipments to Walgreens # 01109, by Strength
(Total Dosage Units)

Strength Year\	80	60	40	30	20	15	10	7.5	5.35	5	4.8355	Other	Total	Avg. Str
1996	0	0	0	0	0	0	0	0	0	0	0	0	**0**	
1997	0	0	0	0	0	0	0	0	0	0	0	0	**0**	
1998	0	0	0	0	0	0	0	0	0	0	0	0	**0**	
1999	0	0	0	0	0	0	0	0	0	0	0	0	**0**	
2000	0	0	0	0	0	0	0	0	0	0	0	0	**0**	
2001	0	0	0	0	0	0	0	0	0	0	0	0	**0**	
2002	0	0	0	0	0	0	0	0	0	0	0	0	**0**	
2003	0	0	0	0	0	0	0	0	0	0	0	0	**0**	
2004	0	0	0	0	0	0	0	0	0	0	0	0	**0**	
2005	0	0	0	0	0	0	0	0	0	0	0	0	**0**	
2006	500	0	1,700	500	1,400	200	1,600	3,000	0	7,600	0	800	**17,300**	13 97
2007	1,400	0	700	300	2,500	200	3,300	4,800	3,400	9,000	0	1,200	**26,800**	13 05
2008	1,000	0	3,100	200	2,500	600	4,500	5,200	1,600	17,200	0	200	**36,100**	12 47
2009	5,200	0	2,300	1,200	4,500	3,800	9,600	8,200	0	28,700	0	300	**63,800**	15 62
2010	6,600	300	4,000	2,900	3,400	5,400	10,100	9,800	0	27,800	0	500	**70,800**	17 86
2011	4,900	100	1,400	8,100	1,900	6,100	20,800	5,500	0	32,500	0	600	**81,900**	15 23
2012	3,700	800	1,200	3,000	3,600	5,100	14,900	4,300	0	35,300	0	0	**71,900**	13 74
2013	2,100	0	200	1,800	1,200	1,000	9,500	700	0	9,900	400	0	**26,800**	15 70
2014	0	0	0	0	0	0	0	0	0	0	0	0	**0**	
2015	0	0	0	0	0	0	0	0	0	0	0	0	**0**	
2016	0	0	0	0	0	0	0	0	0	0	0	0	**0**	
2017	0	0	0	0	0	0	0	0	0	0	0	0	**0**	
2018	0	0	0	0	0	0	0	0	0	0	0	0	**0**	
2019	0	0	0	0	0	0	0	0	0	0	0	0	**0**	
Total	**25,400**	**1,200**	**14,600**	**18,000**	**21,000**	**22,400**	**74,300**	**41,500**	**5,000**	**168,000**	**400**	**3,600**	**395,400**	15 08

Data source: ARCOS (2006-2014) and Defendant Distribution Data (Walgreens 1/2006 - 3/2014)

Walgreens # 01109 (3/2006 to 12/2017)
DEA: BW9634987
5260 Diamond Heights Blvd
San Francisco, CA 94131

Walgreen Co Oxycodone Shipments to Walgreens # 01109, by Strength
(Total MME)

Strength Year\	80	60	40	30	20	15	10	7.5	5.35	5	4.8355	Other	Total	Avg. Str
1996	0	0	0	0	0	0	0	0	0	0	0	0	**0**	
1997	0	0	0	0	0	0	0	0	0	0	0	0	**0**	
1998	0	0	0	0	0	0	0	0	0	0	0	0	**0**	
1999	0	0	0	0	0	0	0	0	0	0	0	0	**0**	
2000	0	0	0	0	0	0	0	0	0	0	0	0	**0**	
2001	0	0	0	0	0	0	0	0	0	0	0	0	**0**	
2002	0	0	0	0	0	0	0	0	0	0	0	0	**0**	
2003	0	0	0	0	0	0	0	0	0	0	0	0	**0**	
2004	0	0	0	0	0	0	0	0	0	0	0	0	**0**	
2005	0	0	0	0	0	0	0	0	0	0	0	0	**0**	
2006	53,790	0	91,443	20,171	37,653	4,034	21,516	30,257	0	51,100	0	8,695	**318,660**	13 97
2007	150,612	0	37,653	12,103	67,238	4,034	44,377	48,411	24,458	60,513	0	7,262	**456,661**	13 05
2008	107,580	0	166,749	8,069	67,238	12,103	60,514	52,445	11,510	115,649	0	2,017	**603,872**	12 47
2009	559,416	0	123,717	48,411	121,028	76,651	129,096	82,702	0	192,972	0	1,815	**1,335,807**	15 62
2010	710,028	24,206	215,160	116,993	91,443	108,925	135,820	98,839	0	186,920	0	3,026	**1,691,359**	17 86
2011	527,142	8,069	75,306	326,774	51,101	123,045	279,708	55,471	0	218,522	0	3,631	**1,668,768**	15 23
2012	398,046	64,548	64,548	121,028	96,822	102,873	200,368	43,368	0	237,348	0	0	**1,328,949**	13 74
2013	225,918	0	10,758	72,617	32,274	20,171	127,751	7,060	0	66,565	2,601	0	**565,715**	15 70
2014	0	0	0	0	0	0	0	0	0	0	0	0	**0**	
2015	0	0	0	0	0	0	0	0	0	0	0	0	**0**	
2016	0	0	0	0	0	0	0	0	0	0	0	0	**0**	
2017	0	0	0	0	0	0	0	0	0	0	0	0	**0**	
2018	0	0	0	0	0	0	0	0	0	0	0	0	**0**	
2019	0	0	0	0	0	0	0	0	0	0	0	0	**0**	
Total	**2,732,532**	**96,822**	**785,334**	**726,165**	**564,795**	**451,836**	**999,149**	**418,553**	**35,968**	**1,129,589**	**2,601**	**26,446**	**7,969,791**	15 08

Data source: ARCOS (2006-2014) and Defendant Distribution Data (Walgreens 1/2006 - 3/2014)

Walgreens # 01109 (3/2006 to 12/2017)
DEA: BW9634987
5260 Diamond Heights Blvd
San Francisco, CA 94131

Walgreen Co Oxycodone Shipments to Walgreens # 01109, by Strength
(Total Drug Base Weight in Milligram)

Strength Year\	80	60	40	30	20	15	10	7.5	5.35	5	4.8355	Other	Total	Avg. Str
1996	0	0	0	0	0	0	0	0	0	0	0	0	**0**	
1997	0	0	0	0	0	0	0	0	0	0	0	0	**0**	
1998	0	0	0	0	0	0	0	0	0	0	0	0	**0**	
1999	0	0	0	0	0	0	0	0	0	0	0	0	**0**	
2000	0	0	0	0	0	0	0	0	0	0	0	0	**0**	
2001	0	0	0	0	0	0	0	0	0	0	0	0	**0**	
2002	0	0	0	0	0	0	0	0	0	0	0	0	**0**	
2003	0	0	0	0	0	0	0	0	0	0	0	0	**0**	
2004	0	0	0	0	0	0	0	0	0	0	0	0	**0**	
2005	0	0	0	0	0	0	0	0	0	0	0	0	**0**	
2006	35,860	0	60,962	13,448	25,102	2,690	14,344	20,171	0	34,067	0	5,797	**212,440**	13 97
2007	100,408	0	25,102	8,069	44,825	2,690	29,585	32,274	16,306	40,342	0	4,841	**304,440**	13 05
2008	71,720	0	111,166	5,379	44,825	8,069	40,343	34,964	7,673	77,099	0	1,345	**402,581**	12 47
2009	372,944	0	82,478	32,274	80,685	51,101	86,064	55,135	0	128,648	0	1,210	**890,538**	15 62
2010	473,352	16,137	143,440	77,996	60,962	72,617	90,547	65,893	0	124,614	0	2,017	**1,127,573**	17 86
2011	351,428	5,379	50,204	217,850	34,067	82,030	186,472	36,981	0	145,681	0	2,421	**1,112,512**	15 23
2012	265,364	43,032	43,032	80,685	64,548	68,582	133,579	28,912	0	158,232	0	0	**885,966**	13 74
2013	150,612	0	7,172	48,411	21,516	13,448	85,168	4,707	0	44,377	1,734	0	**377,143**	15 70
2014	0	0	0	0	0	0	0	0	0	0	0	0	**0**	
2015	0	0	0	0	0	0	0	0	0	0	0	0	**0**	
2016	0	0	0	0	0	0	0	0	0	0	0	0	**0**	
2017	0	0	0	0	0	0	0	0	0	0	0	0	**0**	
2018	0	0	0	0	0	0	0	0	0	0	0	0	**0**	
2019	0	0	0	0	0	0	0	0	0	0	0	0	**0**	
Total	**1,821,688**	**64,548**	**523,556**	**484,110**	**376,530**	**301,224**	**666,100**	**279,036**	**23,979**	**753,060**	**1,734**	**17,630**	**5,313,194**	15 08

Data source: ARCOS (2006-2014) and Defendant Distribution Data (Walgreens 1/2006 - 3/2014)

Walgreens # 01109 (3/2006 to 12/2017)
DEA: BW9634987
5260 Diamond Heights Blvd
San Francisco, CA 94131

Anda, Inc Hydrocodone Shipments to Walgreens # 01109

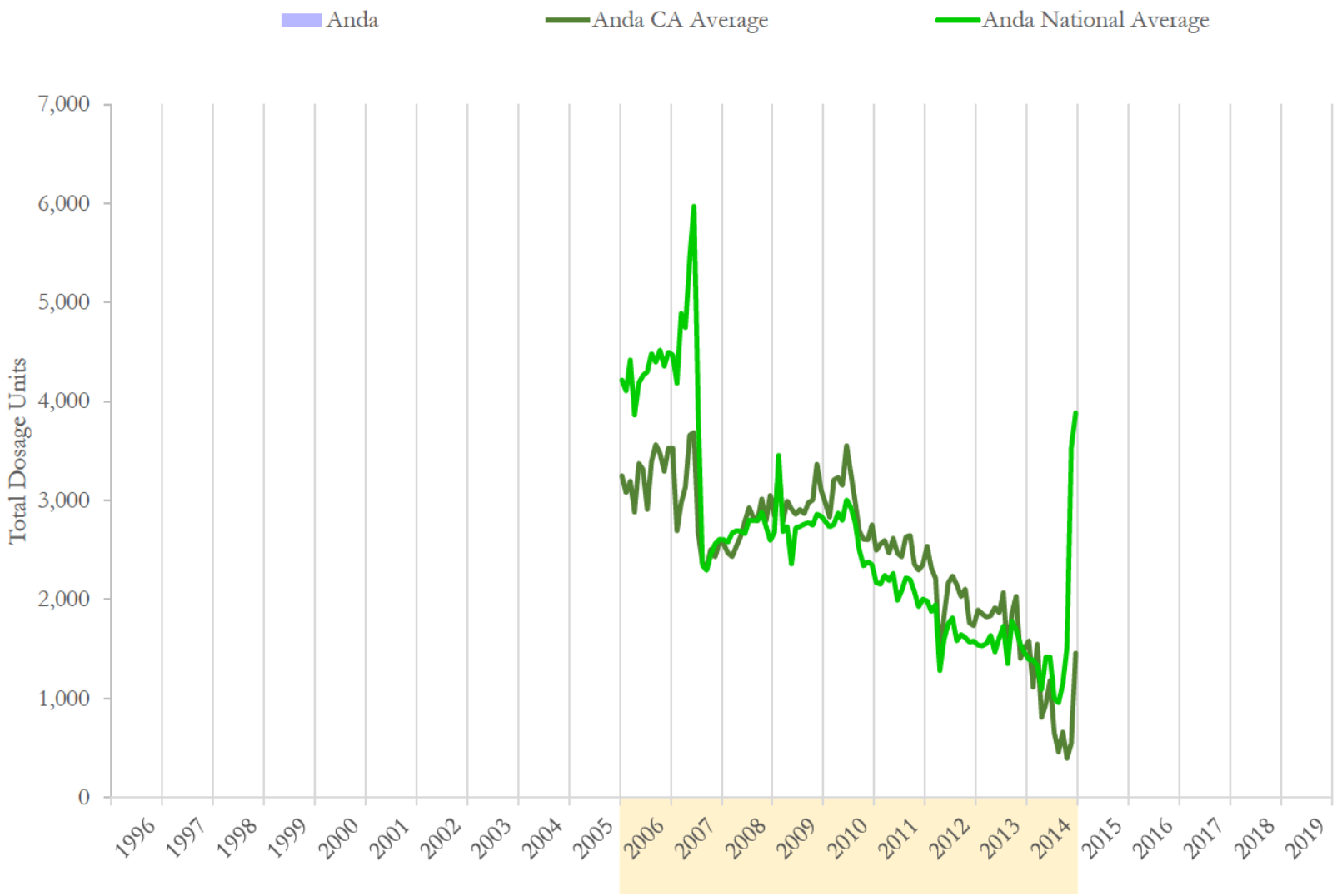

National and state averages reflect hydrocodone shipped from Anda, Inc to all active pharmacies each month.
Data source: ARCOS (2006-2014) and Defendant Distribution Data (Anda 12/1996 - 1/2015)

Walgreens # 01109 (3/2006 to 12/2017)
DEA: BW9634987
5260 Diamond Heights Blvd
San Francisco, CA 94131

Anda, Inc Hydrocodone Shipments to Walgreens # 01109

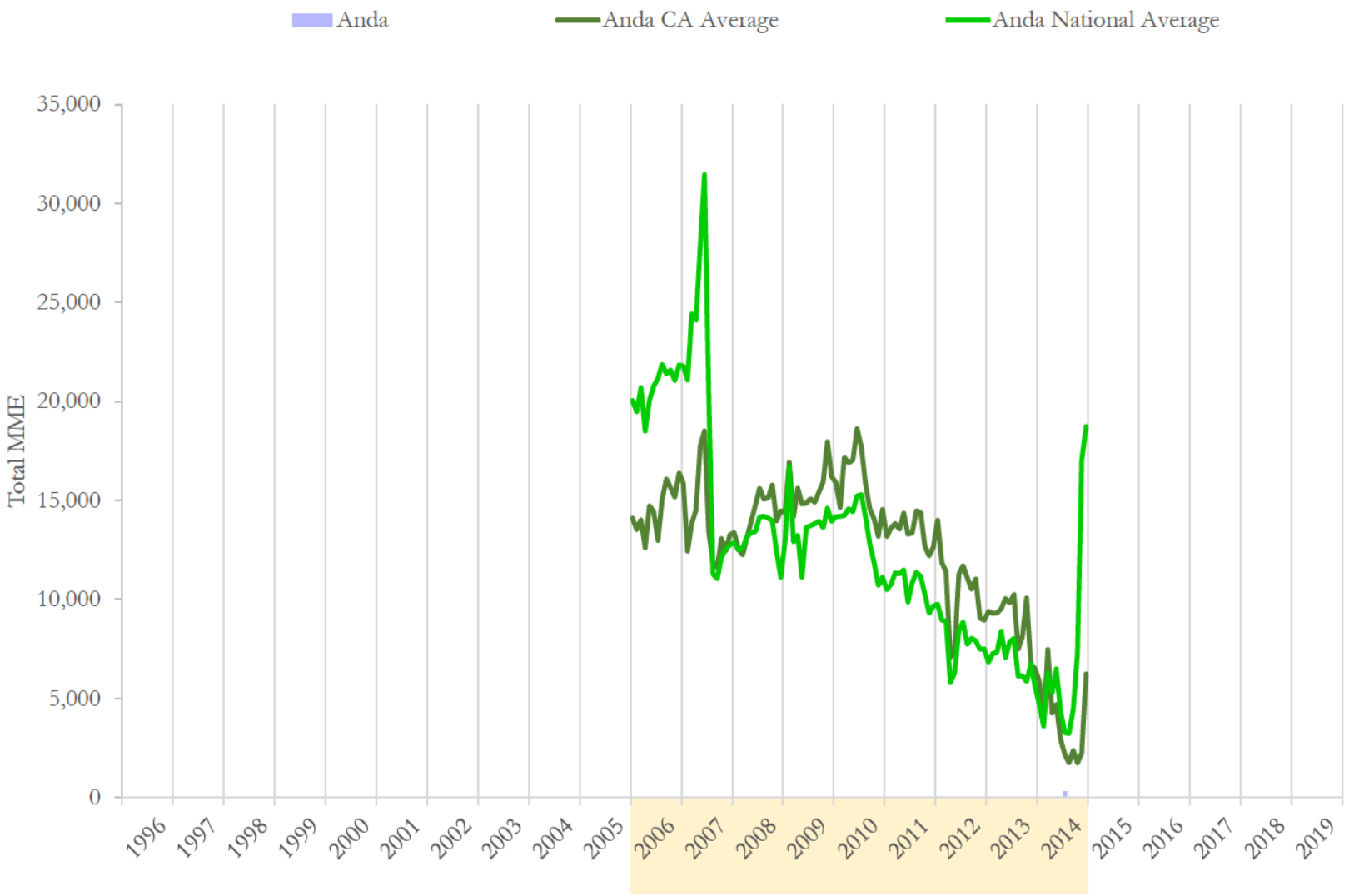

National and state averages reflect hydrocodone shipped from Anda, Inc to all active pharmacies each month.
Data source: ARCOS (2006-2014) and Defendant Distribution Data (Anda 12/1996 - 1/2015)

Walgreens # 01109 (3/2006 to 12/2017)
DEA: BW9634987
5260 Diamond Heights Blvd
San Francisco, CA 94131

Anda, Inc Hydrocodone Shipments to Walgreens # 01109

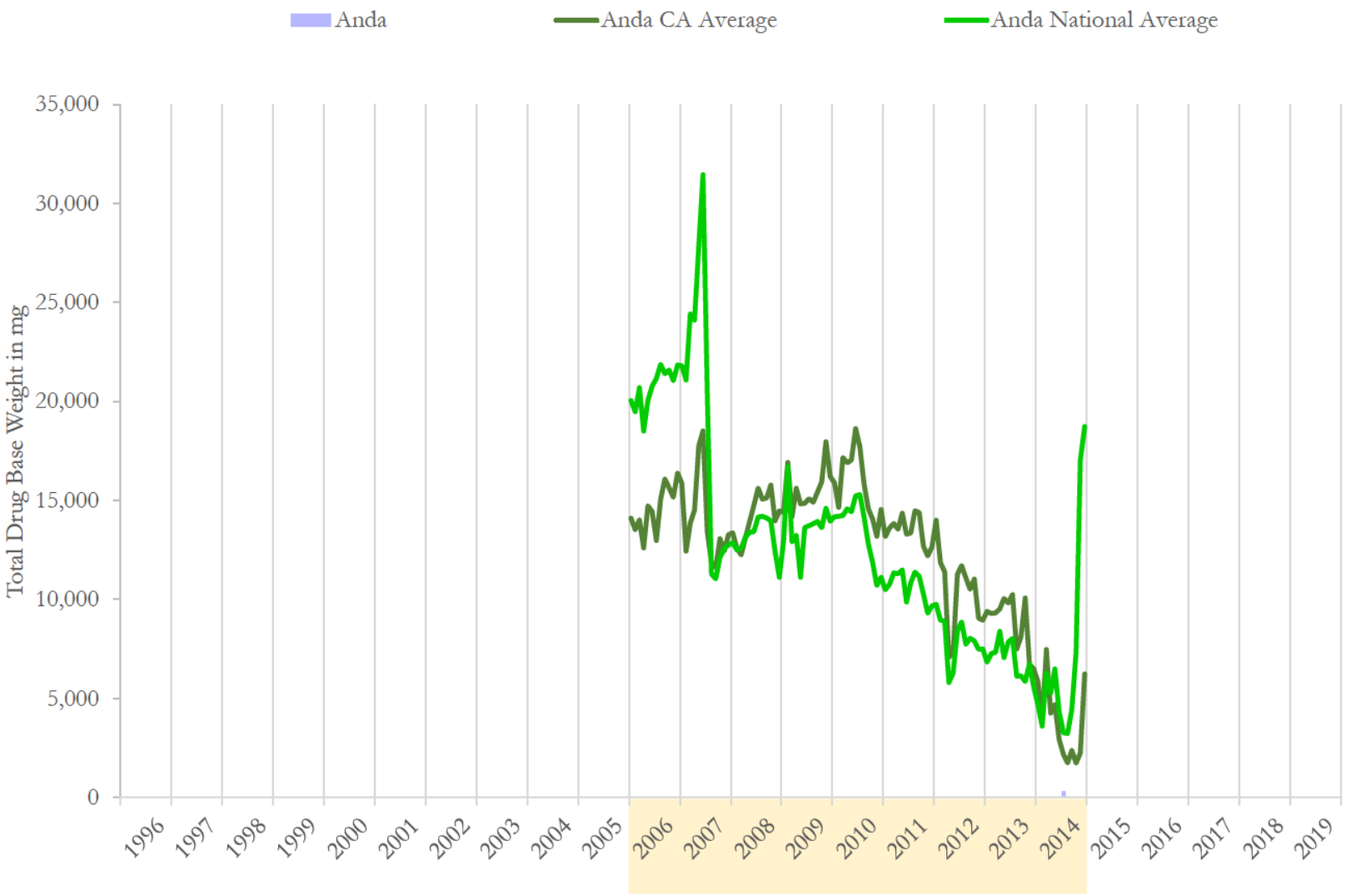

National and state averages reflect hydrocodone shipped from Anda, Inc to all active pharmacies each month.
Data source: ARCOS (2006-2014) and Defendant Distribution Data (Anda 12/1996 - 1/2015)

Anda, Inc Hydrocodone Shipments to Walgreens # 01109

	Dosage Units		MME		Drug Base Weight in mg	
Date	Anda	% Change	Anda	% Change	Anda	% Change
01/2014	0	n/a	0	n/a	0	n/a
02/2014	0	n/a	0	n/a	0	n/a
03/2014	0	n/a	0	n/a	0	n/a
04/2014	0	n/a	0	n/a	0	n/a
05/2014	0	n/a	0	n/a	0	n/a
06/2014	0	n/a	0	n/a	0	n/a
07/2014	0	n/a	286	n/a	286	n/a
08/2014	0	n/a	0	-100.0%	0	-100.0%
09/2014	0	n/a	0	n/a	0	n/a
10/2014	0	n/a	0	n/a	0	n/a
11/2014	0	n/a	0	n/a	0	n/a
12/2014	0	n/a	0	n/a	0	n/a
01/2015	0	n/a	0	n/a	0	n/a
02/2015	0	n/a	0	n/a	0	n/a
03/2015	0	n/a	0	n/a	0	n/a
04/2015	0	n/a	0	n/a	0	n/a
05/2015	0	n/a	0	n/a	0	n/a
06/2015	0	n/a	0	n/a	0	n/a
07/2015	0	n/a	0	n/a	0	n/a
08/2015	0	n/a	0	n/a	0	n/a
09/2015	0	n/a	0	n/a	0	n/a
10/2015	0	n/a	0	n/a	0	n/a
11/2015	0	n/a	0	n/a	0	n/a
12/2015	0	n/a	0	n/a	0	n/a

Data source: ARCOS (2006-2014) and Defendant Distribution Data (Anda 12/1996 - 1/2015)

Walgreens # 01109 (3/2006 to 12/2017)
DEA: BW9634987
5260 Diamond Heights Blvd
San Francisco, CA 94131

Anda, Inc Hydrocodone Shipments to Walgreens # 01109

	Dosage Units		MME		Drug Base Weight in mg	
Date	**Anda**	**% Change**	**Anda**	**% Change**	**Anda**	**% Change**
1996	0		0		0	
1997	0	n/a	0	n/a	0	n/a
1998	0	n/a	0	n/a	0	n/a
1999	0	n/a	0	n/a	0	n/a
2000	0	n/a	0	n/a	0	n/a
2001	0	n/a	0	n/a	0	n/a
2002	0	n/a	0	n/a	0	n/a
2003	0	n/a	0	n/a	0	n/a
2004	0	n/a	0	n/a	0	n/a
2005	0	n/a	0	n/a	0	n/a
2006	0	n/a	0	n/a	0	n/a
2007	0	n/a	0	n/a	0	n/a
2008	0	n/a	0	n/a	0	n/a
2009	0	n/a	0	n/a	0	n/a
2010	0	n/a	0	n/a	0	n/a
2011	0	n/a	0	n/a	0	n/a
2012	0	n/a	0	n/a	0	n/a
2013	0	n/a	0	n/a	0	n/a
2014	0	n/a	286	n/a	286	n/a
2015	0	n/a	0	-100.0%	0	-100.0%
2016	0	n/a	0	n/a	0	n/a
2017	0	n/a	0	n/a	0	n/a
2018	0	n/a	0	n/a	0	n/a
2019	0	n/a	0	n/a	0	n/a
Total	**0**		**286**		**286**	

Data source: ARCOS (2006-2014) and Defendant Distribution Data (Anda 12/1996 - 1/2015)

Walgreens # 01109 (3/2006 to 12/2017)
DEA: BW9634987
5260 Diamond Heights Blvd
San Francisco, CA 94131

Anda, Inc Hydrocodone Shipments to Walgreens # 01109, by Strength

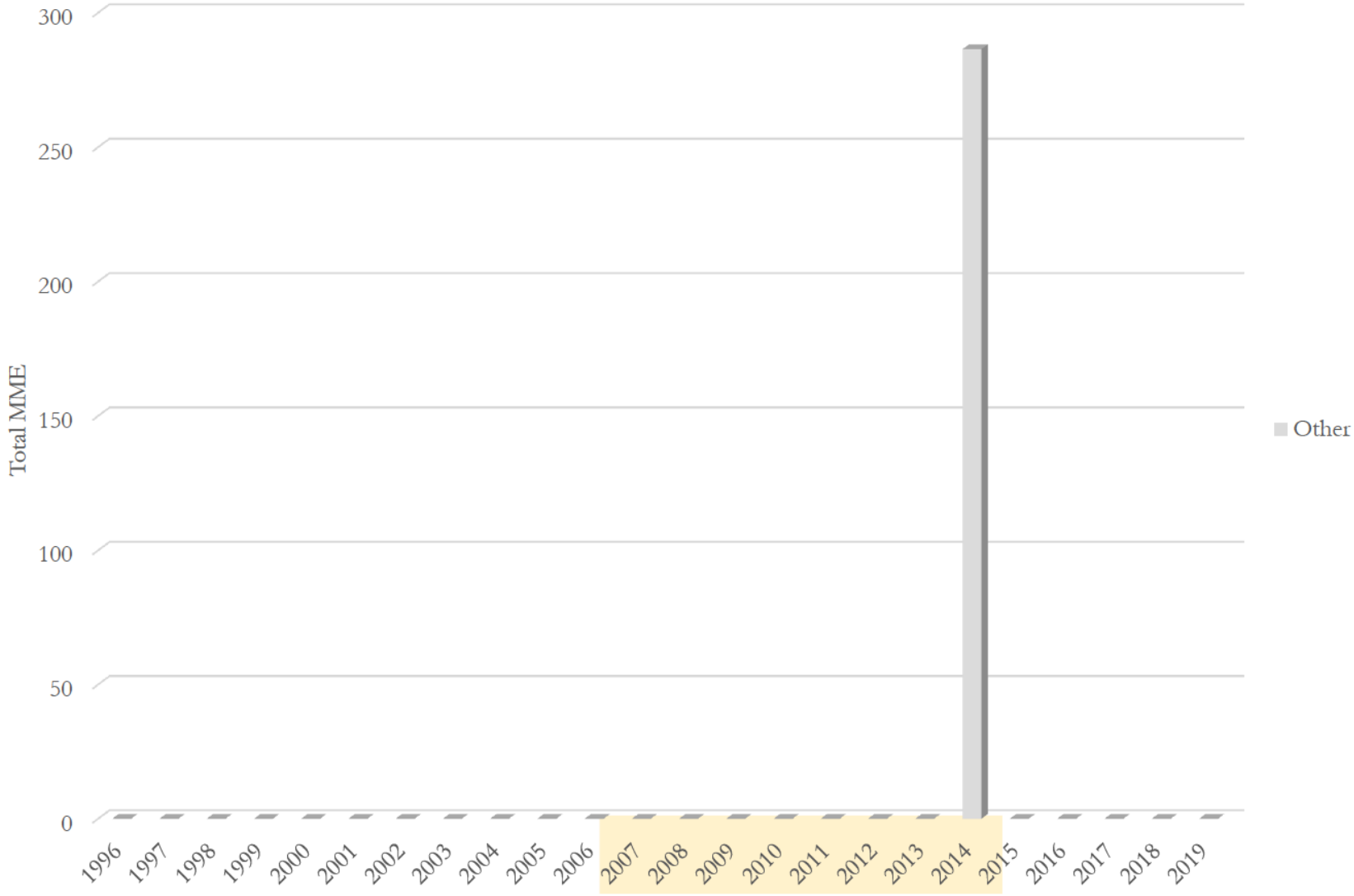

Data source: ARCOS (2006-2014) and Defendant Distribution Data (Anda 12/1996 - 1/2015)

Walgreens # 01109 (3/2006 to 12/2017)
DEA: BW9634987
5260 Diamond Heights Blvd
San Francisco, CA 94131

Anda, Inc Hydrocodone Shipments to Walgreens # 01109, by Strength

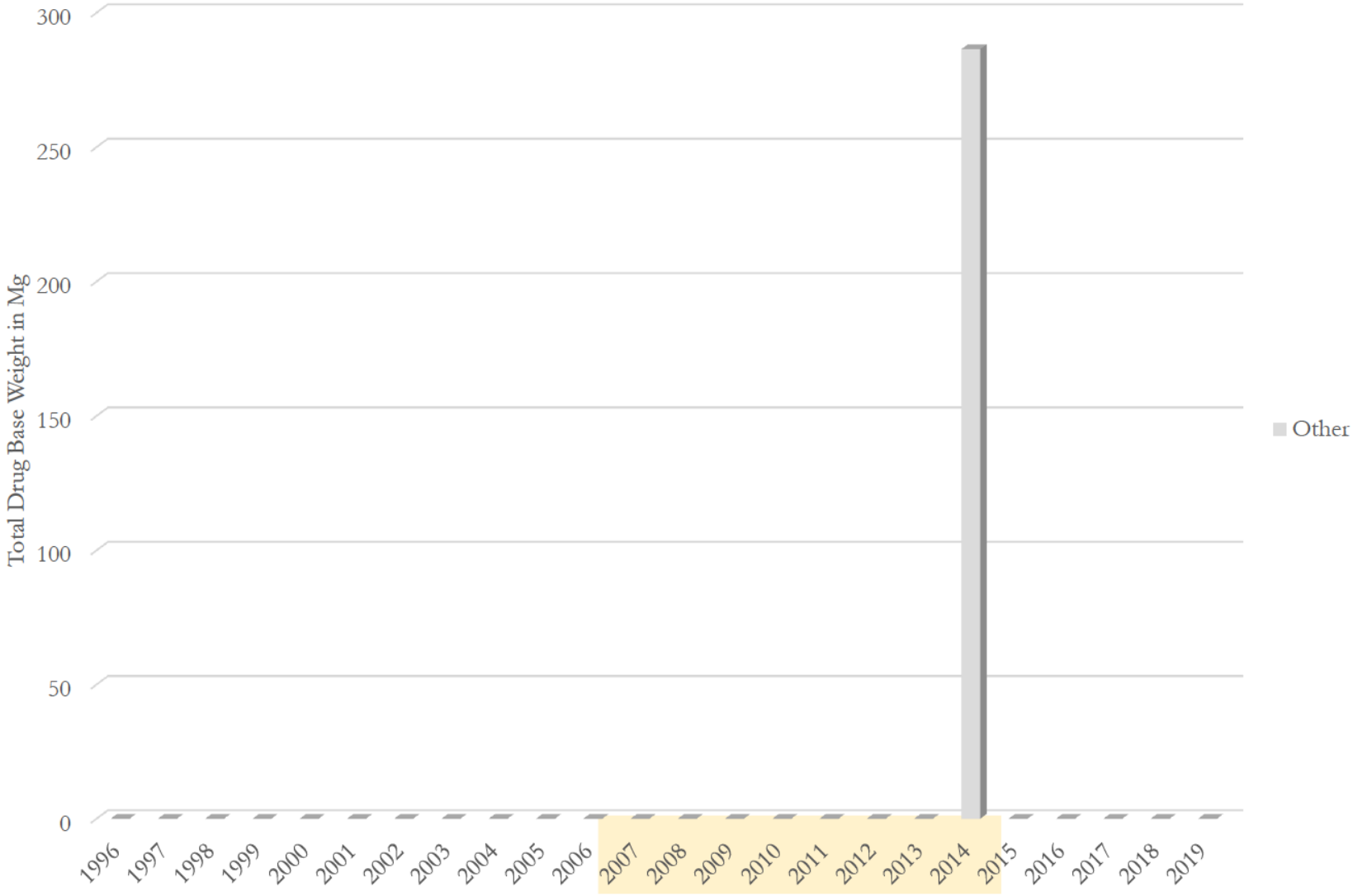

Data source: ARCOS (2006-2014) and Defendant Distribution Data (Anda 12/1996 - 1/2015)

Anda, Inc Hydrocodone Shipments to Walgreens # 01109, by Strength
(Total Dosage Units)

Strength Year\	Other	Total	Avg. Str
1996	0	**0**	
1997	0	**0**	
1998	0	**0**	
1999	0	**0**	
2000	0	**0**	
2001	0	**0**	
2002	0	**0**	
2003	0	**0**	
2004	0	**0**	
2005	0	**0**	
2006	0	**0**	
2007	0	**0**	
2008	0	**0**	
2009	0	**0**	
2010	0	**0**	
2011	0	**0**	
2012	0	**0**	
2013	0	**0**	
2014	0	**0**	
2015	0	**0**	
2016	0	**0**	
2017	0	**0**	
2018	0	**0**	
2019	0	**0**	
Total	**0**	**0**	

Data source: ARCOS (2006-2014) and Defendant Distribution Data (Anda 12/1996 - 1/2015)

Anda, Inc Hydrocodone Shipments to Walgreens # 01109, by Strength
(Total MME)

Strength Year\	Other	Total	Avg. Str
1996	0	**0**	
1997	0	**0**	
1998	0	**0**	
1999	0	**0**	
2000	0	**0**	
2001	0	**0**	
2002	0	**0**	
2003	0	**0**	
2004	0	**0**	
2005	0	**0**	
2006	0	**0**	
2007	0	**0**	
2008	0	**0**	
2009	0	**0**	
2010	0	**0**	
2011	0	**0**	
2012	0	**0**	
2013	0	**0**	
2014	286	**286**	
2015	0	**0**	
2016	0	**0**	
2017	0	**0**	
2018	0	**0**	
2019	0	**0**	
Total	**286**	**286**	

Data source: ARCOS (2006-2014) and Defendant Distribution Data (Anda 12/1996 - 1/2015)

Walgreens # 01109 (3/2006 to 12/2017)
DEA: BW9634987
5260 Diamond Heights Blvd
San Francisco, CA 94131

Anda, Inc Hydrocodone Shipments to Walgreens # 01109, by Strength
(Total Drug Base Weight in Milligram)

Strength Year\	Other	Total	Avg. Str
1996	0	**0**	
1997	0	**0**	
1998	0	**0**	
1999	0	**0**	
2000	0	**0**	
2001	0	**0**	
2002	0	**0**	
2003	0	**0**	
2004	0	**0**	
2005	0	**0**	
2006	0	**0**	
2007	0	**0**	
2008	0	**0**	
2009	0	**0**	
2010	0	**0**	
2011	0	**0**	
2012	0	**0**	
2013	0	**0**	
2014	286	**286**	
2015	0	**0**	
2016	0	**0**	
2017	0	**0**	
2018	0	**0**	
2019	0	**0**	
Total	**286**	**286**	

Data source: ARCOS (2006-2014) and Defendant Distribution Data (Anda 12/1996 - 1/2015)

Walgreens # 01109 (3/2006 to 12/2017)
DEA: BW9634987
5260 Diamond Heights Blvd
San Francisco, CA 94131

Walgreen Co Hydrocodone Shipments to Walgreens # 01109

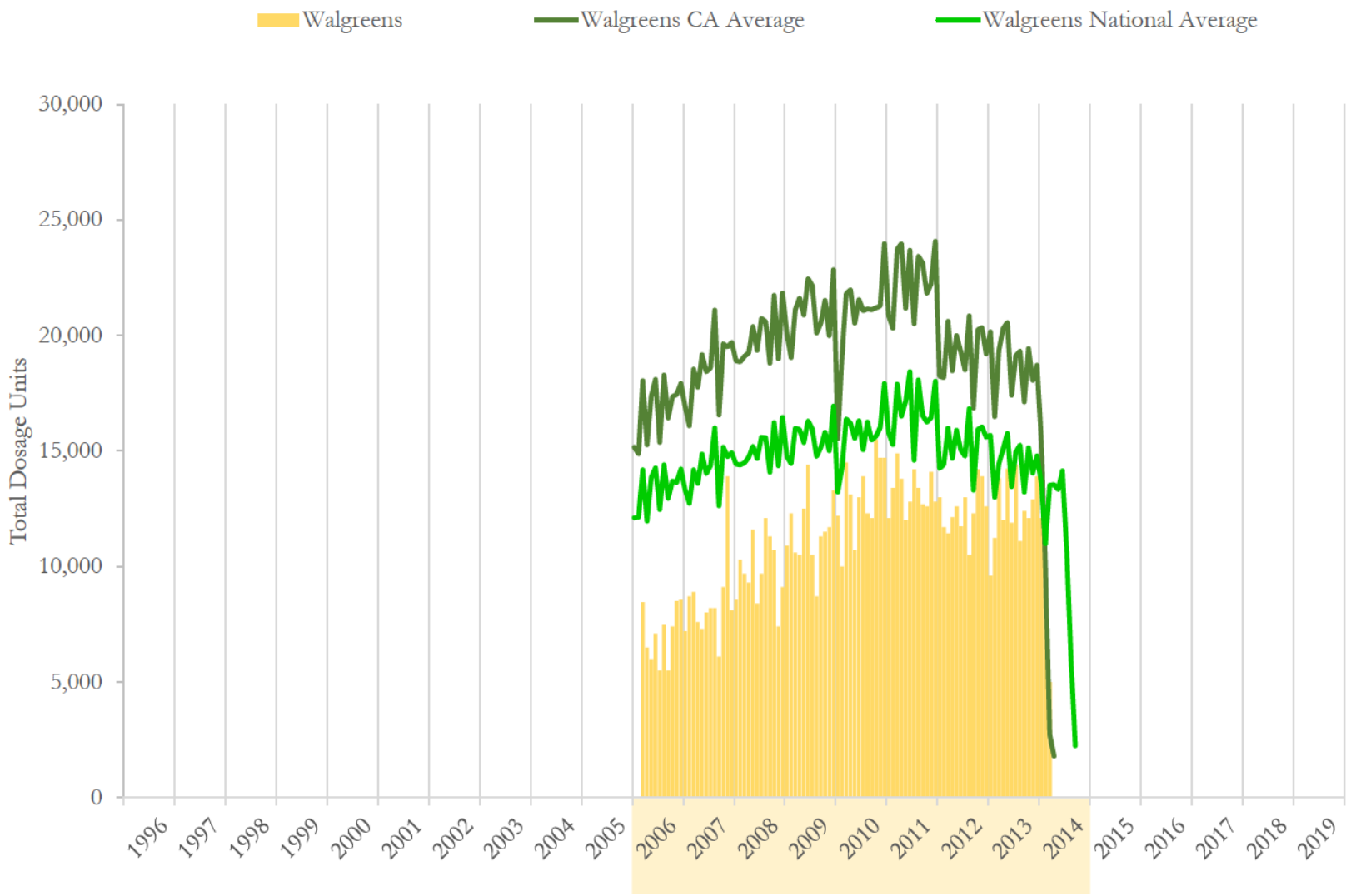

National and state averages reflect hydrocodone shipped from Walgreen Co to all active pharmacies each month.
Data source: ARCOS (2006-2014) and Defendant Distribution Data (Walgreens 1/2006 - 3/2014)

Walgreens # 01109 (3/2006 to 12/2017)
DEA: BW9634987
5260 Diamond Heights Blvd
San Francisco, CA 94131

Walgreen Co Hydrocodone Shipments to Walgreens # 01109

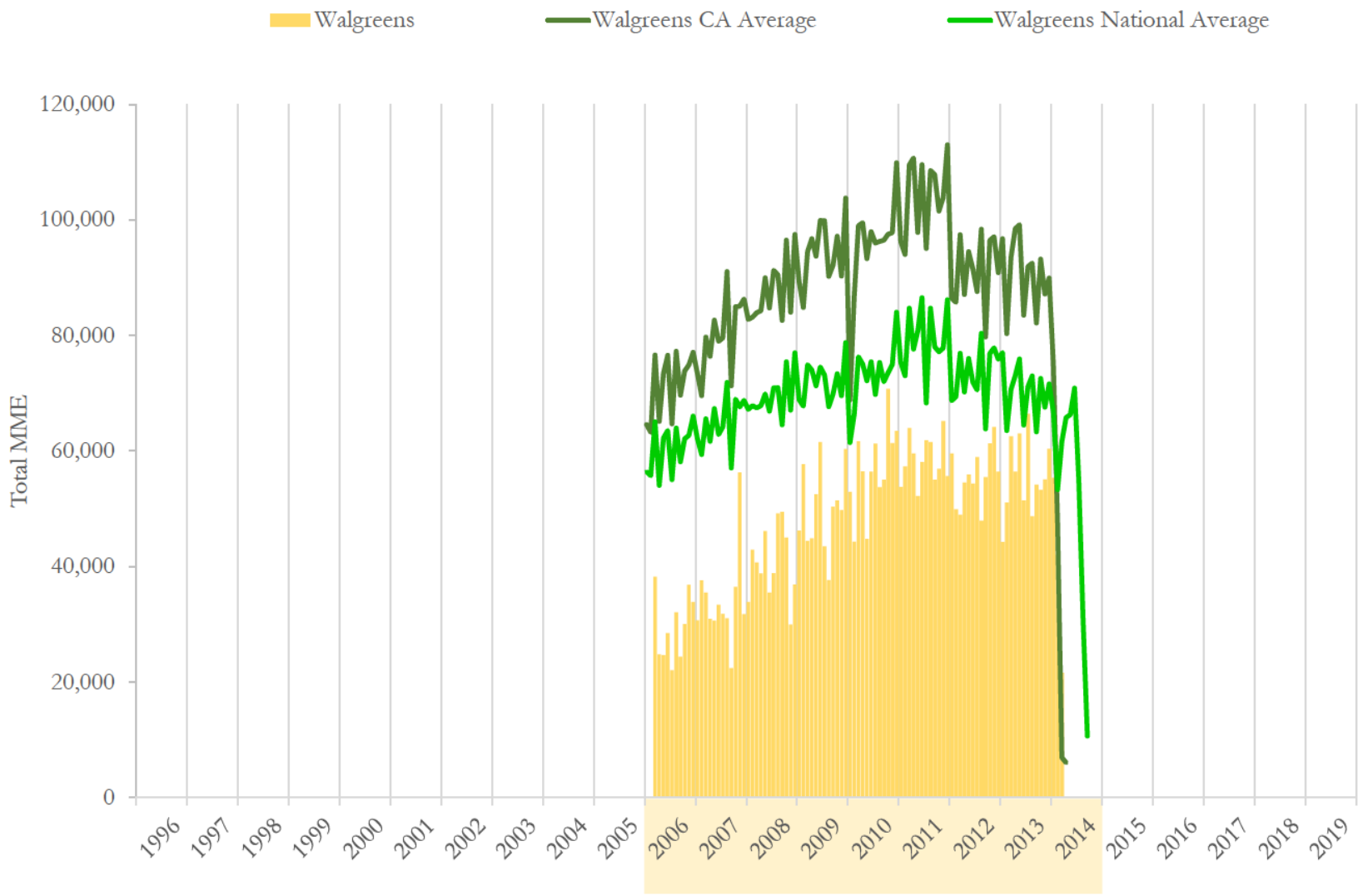

National and state averages reflect hydrocodone shipped from Walgreen Co to all active pharmacies each month.
Data source: ARCOS (2006-2014) and Defendant Distribution Data (Walgreens 1/2006 - 3/2014)

Walgreens # 01109 (3/2006 to 12/2017)
DEA: BW9634987
5260 Diamond Heights Blvd
San Francisco, CA 94131

Walgreen Co Hydrocodone Shipments to Walgreens # 01109

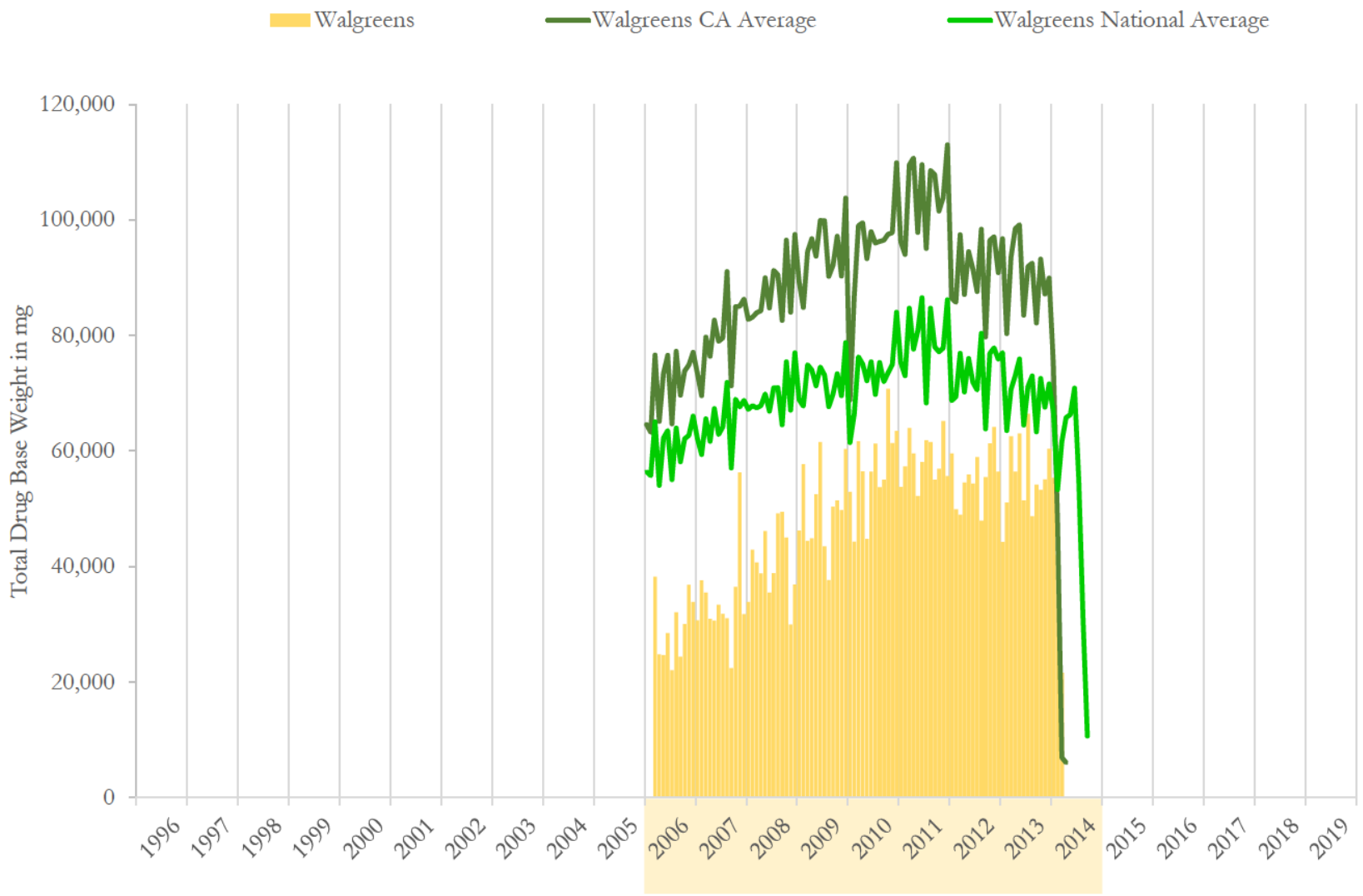

National and state averages reflect hydrocodone shipped from Walgreen Co to all active pharmacies each month.
Data source: ARCOS (2006-2014) and Defendant Distribution Data (Walgreens 1/2006 - 3/2014)

Walgreens # 01109 (3/2006 to 12/2017)
DEA: BW9634987
5260 Diamond Heights Blvd
San Francisco, CA 94131

Walgreen Co Hydrocodone Shipments to Walgreens # 01109

	Dosage Units		MME		Drug Base Weight in mg	
Date	Walgreens	% Change	Walgreens	% Change	Walgreens	% Change
01/2006	0	n/a	0	n/a	0	n/a
02/2006	0	n/a	0	n/a	0	n/a
03/2006	8,460	n/a	38,247	n/a	38,247	n/a
04/2006	6,500	-23.2%	24,821	-35.1%	24,821	-35.1%
05/2006	6,000	-7.7%	24,646	-0.7%	24,646	-0.7%
06/2006	7,100	18.3%	28,499	15.6%	28,499	15.6%
07/2006	5,500	-22.5%	22,048	-22.6%	22,048	-22.6%
08/2006	7,500	36.4%	32,054	45.4%	32,054	45.4%
09/2006	5,500	-26.7%	24,380	-23.9%	24,380	-23.9%
10/2006	7,400	34.5%	30,070	23.3%	30,070	23.3%
11/2006	8,500	14.9%	36,840	22.5%	36,840	22.5%
12/2006	8,600	1.2%	33,886	-8.0%	33,886	-8.0%
01/2007	7,200	-16.3%	30,675	-9.5%	30,675	-9.5%
02/2007	8,700	20.8%	37,597	22.6%	37,597	22.6%
03/2007	8,900	2.3%	35,502	-5.6%	35,502	-5.6%
04/2007	7,600	-14.6%	30,953	-12.8%	30,953	-12.8%
05/2007	7,300	-3.9%	30,626	-1.1%	30,626	-1.1%
06/2007	8,000	9.6%	33,399	9.1%	33,399	9.1%
07/2007	8,200	2.5%	31,784	-4.8%	31,784	-4.8%
08/2007	8,200	0.0%	31,011	-2.4%	31,011	-2.4%
09/2007	6,100	-25.6%	22,400	-27.8%	22,400	-27.8%
10/2007	9,100	49.2%	36,459	62.8%	36,459	62.8%
11/2007	13,900	52.7%	56,294	54.4%	56,294	54.4%
12/2007	8,100	-41.7%	31,751	-43.6%	31,751	-43.6%

Data source: ARCOS (2006-2014) and Defendant Distribution Data (Walgreens 1/2006 - 3/2014)

Walgreens # 01109 (3/2006 to 12/2017)
DEA: BW9634987
5260 Diamond Heights Blvd
San Francisco, CA 94131

Walgreen Co Hydrocodone Shipments to Walgreens # 01109

	Dosage Units		MME		Drug Base Weight in mg	
Date	Walgreens	% Change	Walgreens	% Change	Walgreens	% Change
01/2008	8,600	6.2%	33,854	6.6%	33,854	6.6%
02/2008	10,300	19.8%	42,894	26.7%	42,894	26.7%
03/2008	9,700	-5.8%	40,697	-5.1%	40,697	-5.1%
04/2008	9,300	-4.1%	38,816	-4.6%	38,816	-4.6%
05/2008	11,600	24.7%	46,137	18.9%	46,137	18.9%
06/2008	8,400	-27.6%	35,519	-23.0%	35,519	-23.0%
07/2008	9,700	15.5%	38,864	9.4%	38,864	9.4%
08/2008	12,100	24.7%	49,189	26.6%	49,189	26.6%
09/2008	11,300	-6.6%	49,435	0.5%	49,435	0.5%
10/2008	10,700	-5.3%	45,021	-8.9%	45,021	-8.9%
11/2008	7,400	-30.8%	29,927	-33.5%	29,927	-33.5%
12/2008	9,100	23.0%	36,897	23.3%	36,897	23.3%
01/2009	10,900	19.8%	46,256	25.4%	46,256	25.4%
02/2009	12,300	12.8%	57,742	24.8%	57,742	24.8%
03/2009	10,600	-13.8%	44,456	-23.0%	44,456	-23.0%
04/2009	10,500	-0.9%	44,886	1.0%	44,886	1.0%
05/2009	12,500	19.0%	52,486	16.9%	52,486	16.9%
06/2009	14,400	15.2%	61,543	17.3%	61,543	17.3%
07/2009	10,500	-27.1%	43,508	-29.3%	43,508	-29.3%
08/2009	8,700	-17.1%	37,654	-13.5%	37,654	-13.5%
09/2009	11,300	29.9%	50,343	33.7%	50,343	33.7%
10/2009	11,500	1.8%	51,443	2.2%	51,443	2.2%
11/2009	11,700	1.7%	49,794	-3.2%	49,794	-3.2%
12/2009	13,300	13.7%	60,364	21.2%	60,364	21.2%

Data source: ARCOS (2006-2014) and Defendant Distribution Data (Walgreens 1/2006 - 3/2014)

Walgreens # 01109 (3/2006 to 12/2017)
DEA: BW9634987
5260 Diamond Heights Blvd
San Francisco, CA 94131

Walgreen Co Hydrocodone Shipments to Walgreens # 01109

	Dosage Units		MME		Drug Base Weight in mg	
Date	Walgreens	% Change	Walgreens	% Change	Walgreens	% Change
01/2010	12,200	-8.3%	52,932	-12.3%	52,932	-12.3%
02/2010	10,000	-18.0%	44,313	-16.3%	44,313	-16.3%
03/2010	14,500	45.0%	61,710	39.3%	61,710	39.3%
04/2010	13,100	-9.7%	56,454	-8.5%	56,454	-8.5%
05/2010	10,700	-18.3%	44,800	-20.6%	44,800	-20.6%
06/2010	13,000	21.5%	56,421	25.9%	56,421	25.9%
07/2010	13,900	6.9%	61,248	8.6%	61,248	8.6%
08/2010	12,300	-11.5%	53,697	-12.3%	53,697	-12.3%
09/2010	12,100	-1.6%	55,059	2.5%	55,059	2.5%
10/2010	15,500	28.1%	70,767	28.5%	70,767	28.5%
11/2010	14,700	-5.2%	61,399	-13.2%	61,399	-13.2%
12/2010	14,700	0.0%	63,469	3.4%	63,469	3.4%
01/2011	12,100	-17.7%	53,759	-15.3%	53,759	-15.3%
02/2011	13,400	10.7%	57,345	6.7%	57,345	6.7%
03/2011	14,900	11.2%	63,997	11.6%	63,997	11.6%
04/2011	13,800	-7.4%	59,559	-6.9%	59,559	-6.9%
05/2011	12,000	-13.0%	52,183	-12.4%	52,183	-12.4%
06/2011	12,800	6.7%	58,118	11.4%	58,118	11.4%
07/2011	14,200	10.9%	61,853	6.4%	61,853	6.4%
08/2011	13,400	-5.6%	61,567	-0.5%	61,567	-0.5%
09/2011	12,700	-5.2%	55,051	-10.6%	55,051	-10.6%
10/2011	12,600	-0.8%	56,891	3.3%	56,891	3.3%
11/2011	14,100	11.9%	65,199	14.6%	65,199	14.6%
12/2011	12,800	-9.2%	55,656	-14.6%	55,656	-14.6%

Data source: ARCOS (2006-2014) and Defendant Distribution Data (Walgreens 1/2006 - 3/2014)

Walgreen Co Hydrocodone Shipments to Walgreens # 01109

	Dosage Units		MME		Drug Base Weight in mg	
Date	Walgreens	% Change	Walgreens	% Change	Walgreens	% Change
01/2012	13,000	1.6%	59,559	7.0%	59,559	7.0%
02/2012	11,700	-10.0%	49,929	-16.2%	49,929	-16.2%
03/2012	11,430	-2.3%	48,961	-1.9%	48,961	-1.9%
04/2012	12,130	6.1%	54,528	11.4%	54,528	11.4%
05/2012	12,600	3.9%	55,943	2.6%	55,943	2.6%
06/2012	11,730	-6.9%	54,352	-2.8%	54,352	-2.8%
07/2012	13,000	10.8%	58,945	8.5%	58,945	8.5%
08/2012	10,500	-19.2%	47,921	-18.7%	47,921	-18.7%
09/2012	12,300	17.1%	55,480	15.8%	55,480	15.8%
10/2012	14,200	15.4%	61,367	10.6%	61,367	10.6%
11/2012	13,900	-2.1%	64,132	4.5%	64,132	4.5%
12/2012	12,600	-9.4%	56,429	-12.0%	56,429	-12.0%
01/2013	9,600	-23.8%	44,289	-21.5%	44,289	-21.5%
02/2013	11,230	17.0%	51,063	15.3%	51,063	15.3%
03/2013	13,830	23.2%	62,566	22.5%	62,566	22.5%
04/2013	12,000	-13.2%	56,421	-9.8%	56,421	-9.8%
05/2013	14,230	18.6%	63,028	11.7%	63,028	11.7%
06/2013	11,900	-16.4%	51,435	-18.4%	51,435	-18.4%
07/2013	14,400	21.0%	66,426	29.1%	66,426	29.1%
08/2013	11,100	-22.9%	48,718	-26.7%	48,718	-26.7%
09/2013	12,400	11.7%	54,183	11.2%	54,183	11.2%
10/2013	12,100	-2.4%	53,275	-1.7%	53,275	-1.7%
11/2013	12,900	6.6%	55,091	3.4%	55,091	3.4%
12/2013	13,900	7.8%	60,381	9.6%	60,381	9.6%

Data source: ARCOS (2006-2014) and Defendant Distribution Data (Walgreens 1/2006 - 3/2014)

Walgreens # 01109 (3/2006 to 12/2017)
DEA: BW9634987
5260 Diamond Heights Blvd
San Francisco, CA 94131

Walgreen Co Hydrocodone Shipments to Walgreens # 01109

	Dosage Units		MME		Drug Base Weight in mg	
Date	Walgreens	% Change	Walgreens	% Change	Walgreens	% Change
01/2014	12,100	-12.9%	55,345	-8.3%	55,345	-8.3%
02/2014	9,000	-25.6%	42,035	-24.1%	42,035	-24.1%
03/2014	5,000	-44.4%	21,627	-48.6%	21,627	-48.6%
04/2014	0	-100.0%	0	-100.0%	0	-100.0%
05/2014	0	n/a	0	n/a	0	n/a
06/2014	0	n/a	0	n/a	0	n/a
07/2014	0	n/a	0	n/a	0	n/a
08/2014	0	n/a	0	n/a	0	n/a
09/2014	0	n/a	0	n/a	0	n/a
10/2014	0	n/a	0	n/a	0	n/a
11/2014	0	n/a	0	n/a	0	n/a
12/2014	0	n/a	0	n/a	0	n/a
01/2015	0	n/a	0	n/a	0	n/a
02/2015	0	n/a	0	n/a	0	n/a
03/2015	0	n/a	0	n/a	0	n/a
04/2015	0	n/a	0	n/a	0	n/a
05/2015	0	n/a	0	n/a	0	n/a
06/2015	0	n/a	0	n/a	0	n/a
07/2015	0	n/a	0	n/a	0	n/a
08/2015	0	n/a	0	n/a	0	n/a
09/2015	0	n/a	0	n/a	0	n/a
10/2015	0	n/a	0	n/a	0	n/a
11/2015	0	n/a	0	n/a	0	n/a
12/2015	0	n/a	0	n/a	0	n/a

Data source: ARCOS (2006-2014) and Defendant Distribution Data (Walgreens 1/2006 - 3/2014)

Walgreens # 01109 (3/2006 to 12/2017)
DEA: BW9634987
5260 Diamond Heights Blvd
San Francisco, CA 94131

Walgreen Co Hydrocodone Shipments to Walgreens # 01109

	Dosage Units		MME		Drug Base Weight in mg	
Date	Walgreens	% Change	Walgreens	% Change	Walgreens	% Change
1996	0		0		0	
1997	0	n/a	0	n/a	0	n/a
1998	0	n/a	0	n/a	0	n/a
1999	0	n/a	0	n/a	0	n/a
2000	0	n/a	0	n/a	0	n/a
2001	0	n/a	0	n/a	0	n/a
2002	0	n/a	0	n/a	0	n/a
2003	0	n/a	0	n/a	0	n/a
2004	0	n/a	0	n/a	0	n/a
2005	0	n/a	0	n/a	0	n/a
2006	71,060	n/a	295,491	n/a	295,491	n/a
2007	101,300	42.6%	408,451	38.2%	408,451	38.2%
2008	118,200	16.7%	487,248	19.3%	487,248	19.3%
2009	138,200	16.9%	600,474	23.2%	600,474	23.2%
2010	156,700	13.4%	682,269	13.6%	682,269	13.6%
2011	158,800	1.3%	701,179	2.8%	701,179	2.8%
2012	149,090	-6.1%	667,547	-4.8%	667,547	-4.8%
2013	149,590	0.3%	666,877	-0.1%	666,877	-0.1%
2014	26,100	-82.6%	119,007	-82.2%	119,007	-82.2%
2015	0	-100.0%	0	-100.0%	0	-100.0%
2016	0	n/a	0	n/a	0	n/a
2017	0	n/a	0	n/a	0	n/a
2018	0	n/a	0	n/a	0	n/a
2019	0	n/a	0	n/a	0	n/a
Total	**1,069,040**		**4,628,543**		**4,628,543**	

Data source: ARCOS (2006-2014) and Defendant Distribution Data (Walgreens 1/2006 - 3/2014)

Walgreens # 01109 (3/2006 to 12/2017)
DEA: BW9634987
5260 Diamond Heights Blvd
San Francisco, CA 94131

Walgreen Co Hydrocodone Shipments to Walgreens # 01109, by Strength

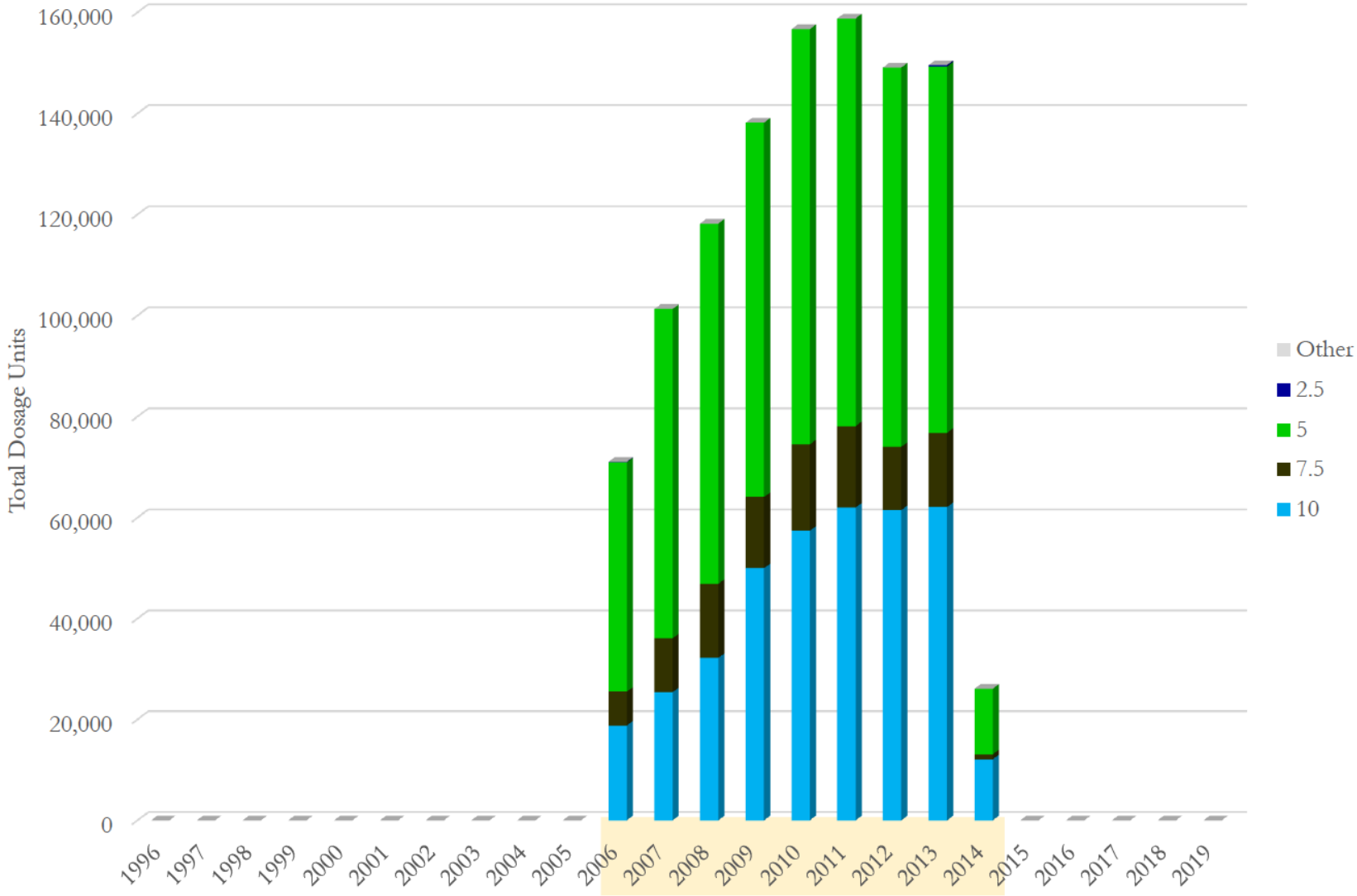

Data source: ARCOS (2006-2014) and Defendant Distribution Data (Walgreens 1/2006 - 3/2014)

Walgreens # 01109 (3/2006 to 12/2017)
DEA: BW9634987
5260 Diamond Heights Blvd
San Francisco, CA 94131

Walgreen Co Hydrocodone Shipments to Walgreens # 01109, by Strength

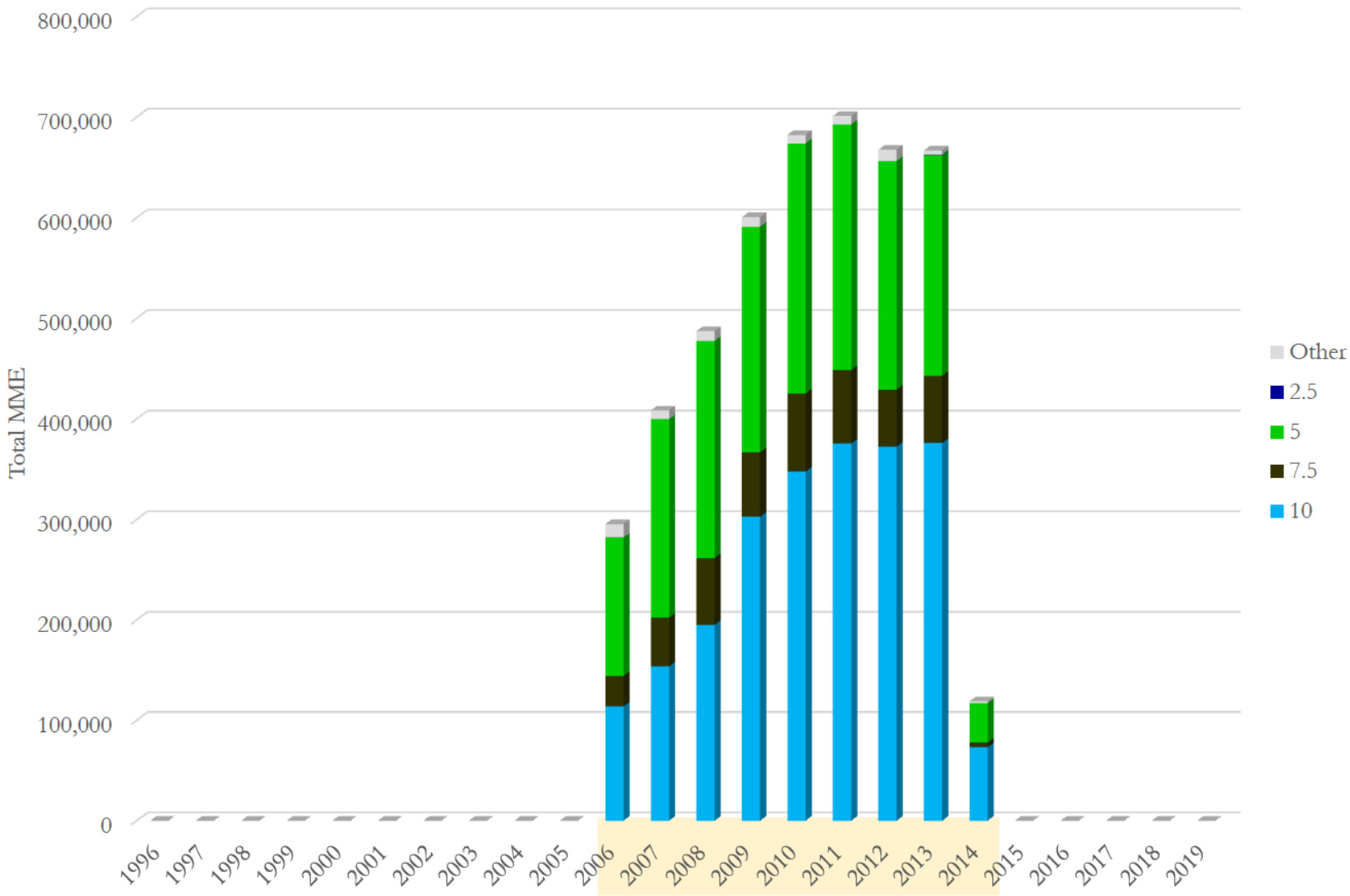

Data source: ARCOS (2006-2014) and Defendant Distribution Data (Walgreens 1/2006 - 3/2014)

Walgreens # 01109 (3/2006 to 12/2017)
DEA: BW9634987
5260 Diamond Heights Blvd
San Francisco, CA 94131

Walgreen Co Hydrocodone Shipments to Walgreens # 01109, by Strength

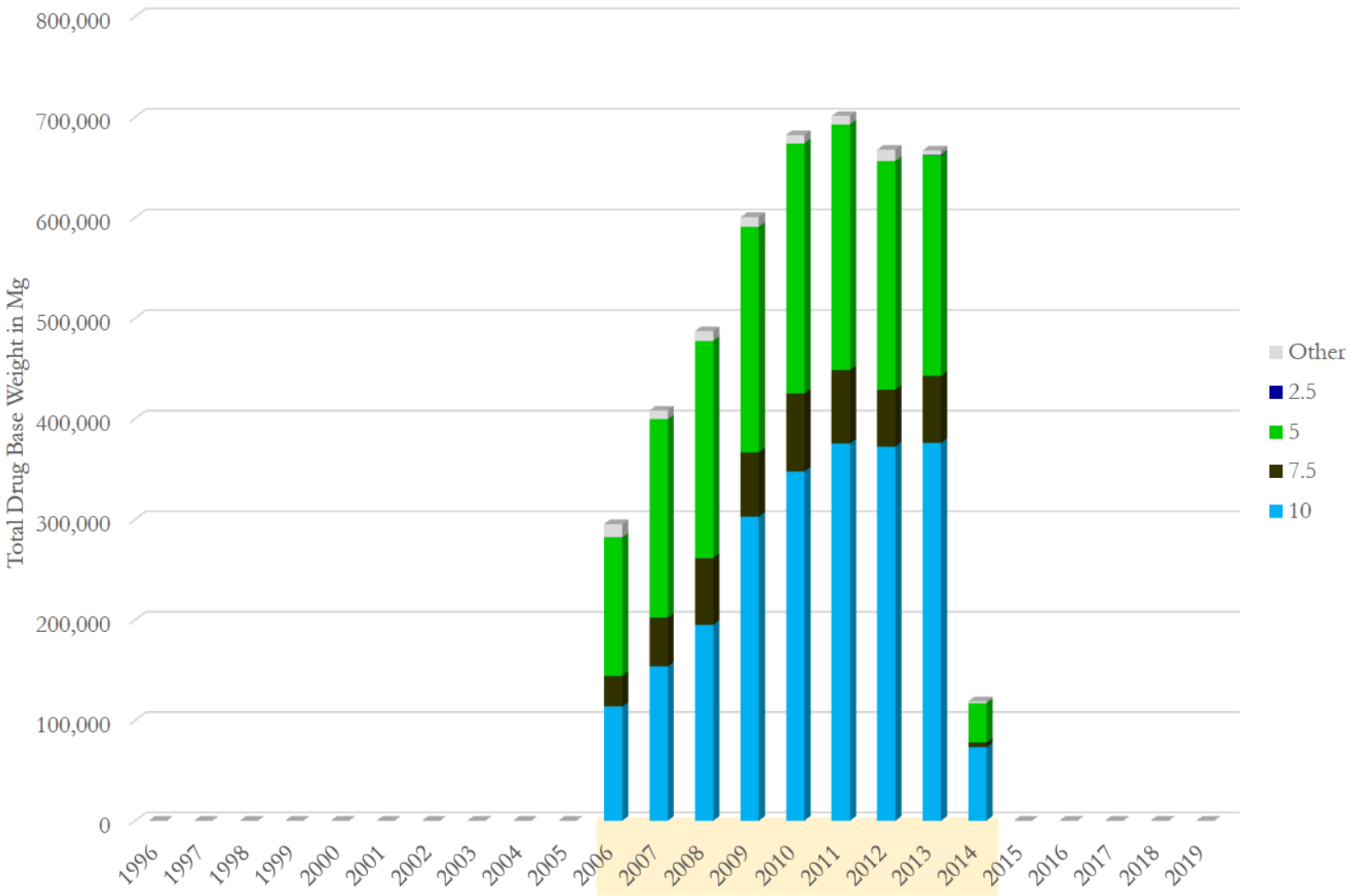

Data source: ARCOS (2006-2014) and Defendant Distribution Data (Walgreens 1/2006 - 3/2014)

Walgreens # 01109 (3/2006 to 12/2017)
DEA: BW9634987
5260 Diamond Heights Blvd
San Francisco, CA 94131

Walgreen Co Hydrocodone Shipments to Walgreens # 01109, by Strength
(Total Dosage Units)

Strength Year\	10	7.5	5	2.5	Other	Total	Avg. Str
1996	0	0	0	0	0	**0**	
1997	0	0	0	0	0	**0**	
1998	0	0	0	0	0	**0**	
1999	0	0	0	0	0	**0**	
2000	0	0	0	0	0	**0**	
2001	0	0	0	0	0	**0**	
2002	0	0	0	0	0	**0**	
2003	0	0	0	0	0	**0**	
2004	0	0	0	0	0	**0**	
2005	0	0	0	0	0	**0**	
2006	18,800	6,700	45,460	100	0	**71,060**	6.56
2007	25,400	10,700	65,200	0	0	**101,300**	6.52
2008	32,200	14,700	71,300	0	0	**118,200**	6.67
2009	50,000	14,100	74,100	0	0	**138,200**	7.06
2010	57,400	17,100	82,200	0	0	**156,700**	7.10
2011	62,000	16,100	80,700	0	0	**158,800**	7.21
2012	61,500	12,500	75,090	0	0	**149,090**	7.27
2013	62,100	14,700	72,490	300	0	**149,590**	7.32
2014	12,100	1,000	13,000	0	0	**26,100**	7.41
2015	0	0	0	0	0	**0**	
2016	0	0	0	0	0	**0**	
2017	0	0	0	0	0	**0**	
2018	0	0	0	0	0	**0**	
2019	0	0	0	0	0	**0**	
Total	**381,500**	**107,600**	**579,540**	**400**	**0**	**1,069,040**	7.04

Data source: ARCOS (2006-2014) and Defendant Distribution Data (Walgreens 1/2006 - 3/2014)

Walgreens # 01109 (3/2006 to 12/2017)
DEA: BW9634987
5260 Diamond Heights Blvd
San Francisco, CA 94131

Walgreen Co Hydrocodone Shipments to Walgreens # 01109, by Strength (Total MME)

Strength Year\	10	7.5	5	2.5	Other	Total	Avg. Str
1996	0	0	0	0	0	**0**	
1997	0	0	0	0	0	**0**	
1998	0	0	0	0	0	**0**	
1999	0	0	0	0	0	**0**	
2000	0	0	0	0	0	**0**	
2001	0	0	0	0	0	**0**	
2002	0	0	0	0	0	**0**	
2003	0	0	0	0	0	**0**	
2004	0	0	0	0	0	**0**	
2005	0	0	0	0	0	**0**	
2006	113,815	30,421	137,607	151	13,495	**295,491**	6.56
2007	153,772	48,583	197,360	0	8,736	**408,451**	6.52
2008	194,939	66,745	215,825	0	9,739	**487,248**	6.67
2009	302,700	64,021	224,301	0	9,452	**600,474**	7.06
2010	347,500	77,643	248,819	0	8,307	**682,269**	7.10
2011	375,348	73,102	244,279	0	8,450	**701,179**	7.21
2012	372,321	56,756	227,297	0	11,172	**667,547**	7.27
2013	375,953	66,745	219,427	454	4,297	**666,877**	7.32
2014	73,253	4,541	39,351	0	1,862	**119,007**	7.41
2015	0	0	0	0	0	**0**	
2016	0	0	0	0	0	**0**	
2017	0	0	0	0	0	**0**	
2018	0	0	0	0	0	**0**	
2019	0	0	0	0	0	**0**	
Total	**2,309,601**	**488,558**	**1,754,268**	**605**	**75,511**	**4,628,543**	7.04

Data source: ARCOS (2006-2014) and Defendant Distribution Data (Walgreens 1/2006 - 3/2014)

Walgreens # 01109 (3/2006 to 12/2017)
DEA: BW9634987
5260 Diamond Heights Blvd
San Francisco, CA 94131

Walgreen Co Hydrocodone Shipments to Walgreens # 01109, by Strength
(Total Drug Base Weight in Milligram)

Strength Year\	10	7.5	5	2.5	Other	Total	Avg. Str
1996	0	0	0	0	0	**0**	
1997	0	0	0	0	0	**0**	
1998	0	0	0	0	0	**0**	
1999	0	0	0	0	0	**0**	
2000	0	0	0	0	0	**0**	
2001	0	0	0	0	0	**0**	
2002	0	0	0	0	0	**0**	
2003	0	0	0	0	0	**0**	
2004	0	0	0	0	0	**0**	
2005	0	0	0	0	0	**0**	
2006	113,815	30,421	137,607	151	13,495	**295,491**	6.56
2007	153,772	48,583	197,360	0	8,736	**408,451**	6.52
2008	194,939	66,745	215,825	0	9,739	**487,248**	6.67
2009	302,700	64,021	224,301	0	9,452	**600,474**	7.06
2010	347,500	77,643	248,819	0	8,307	**682,269**	7.10
2011	375,348	73,102	244,279	0	8,450	**701,179**	7.21
2012	372,321	56,756	227,297	0	11,172	**667,547**	7.27
2013	375,953	66,745	219,427	454	4,297	**666,877**	7.32
2014	73,253	4,541	39,351	0	1,862	**119,007**	7.41
2015	0	0	0	0	0	**0**	
2016	0	0	0	0	0	**0**	
2017	0	0	0	0	0	**0**	
2018	0	0	0	0	0	**0**	
2019	0	0	0	0	0	**0**	
Total	**2,309,601**	**488,558**	**1,754,268**	**605**	**75,511**	**4,628,543**	7.04

Data source: ARCOS (2006-2014) and Defendant Distribution Data (Walgreens 1/2006 - 3/2014)

Walgreens # 02152 (1/1996 to 12/2017)
DEA: BW2228319
1899 Fillmore St
San Francisco, CA 94115

Walgreen Co Oxycodone Shipments to Walgreens # 02152

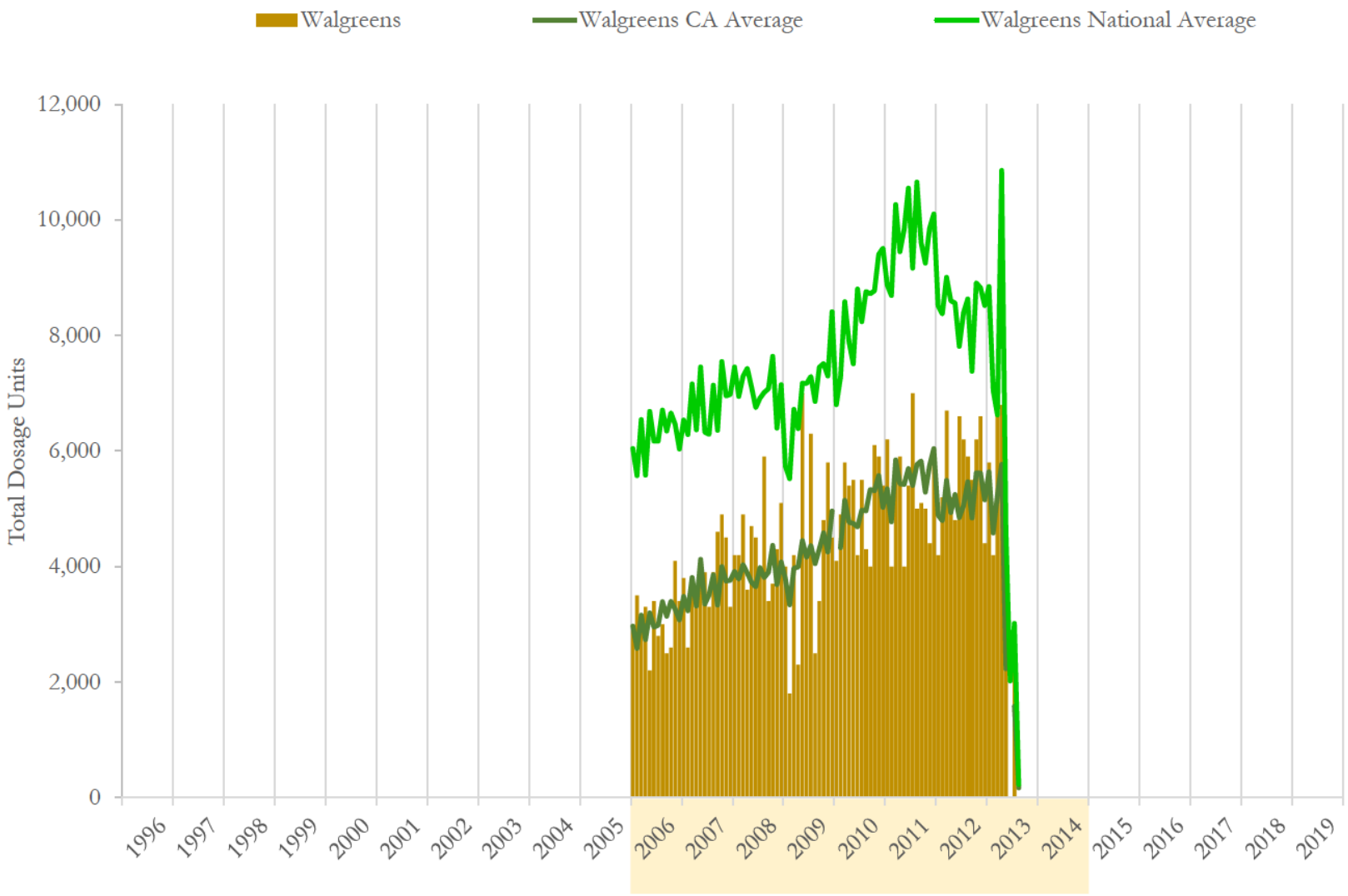

National and state averages reflect oxycodone shipped from Walgreen Co to all active pharmacies each month.
Data source: ARCOS (2006-2014) and Defendant Distribution Data (Walgreens 1/2006 - 3/2014)

Walgreens # 02152 (1/1996 to 12/2017)
DEA: BW2228319
1899 Fillmore St
San Francisco, CA 94115

Walgreen Co Oxycodone Shipments to Walgreens # 02152

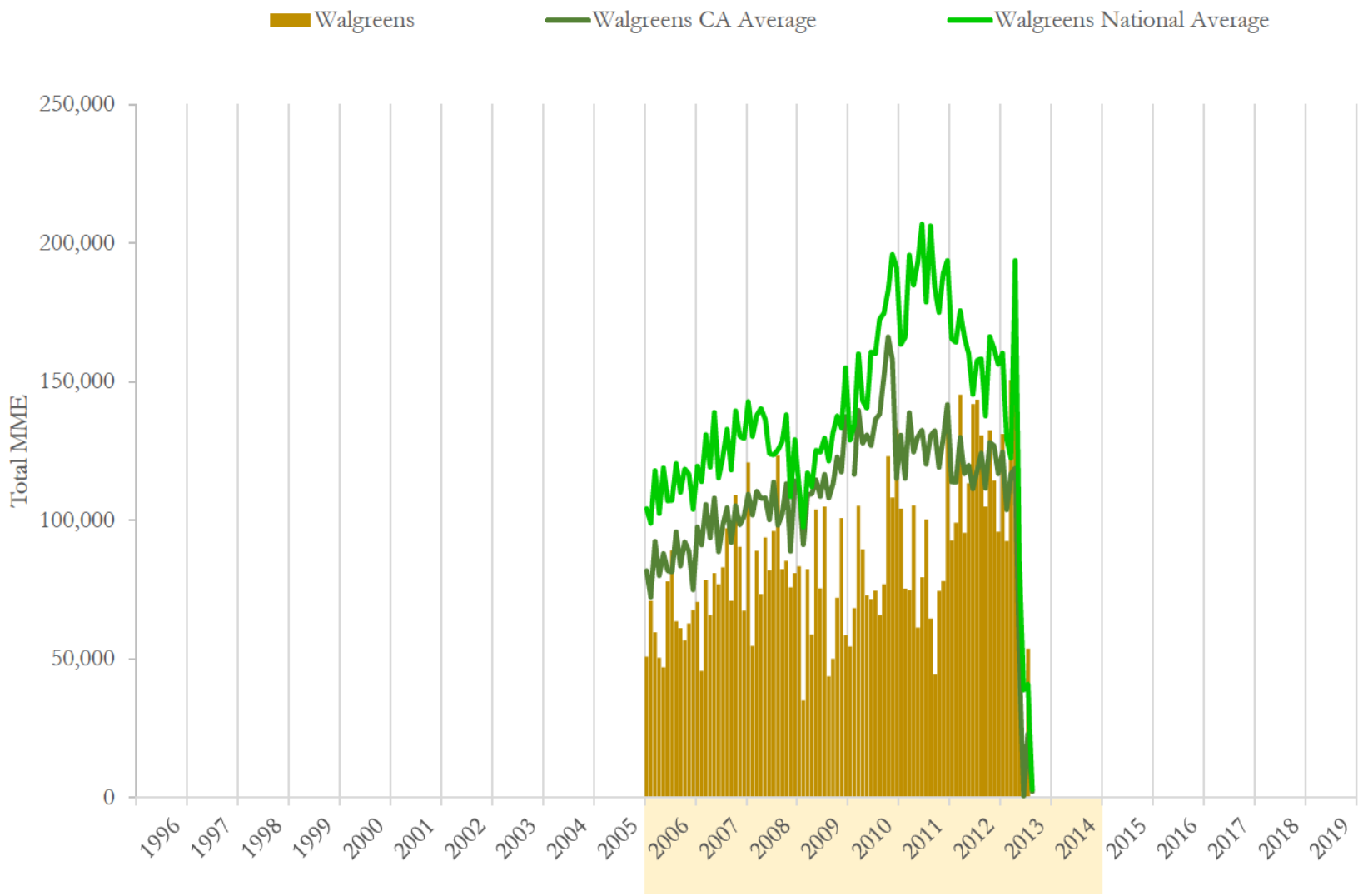

National and state averages reflect oxycodone shipped from Walgreen Co to all active pharmacies each month.
Data source: ARCOS (2006-2014) and Defendant Distribution Data (Walgreens 1/2006 - 3/2014)

Walgreens # 02152 (1/1996 to 12/2017)
DEA: BW2228319
1899 Fillmore St
San Francisco, CA 94115

Walgreen Co Oxycodone Shipments to Walgreens # 02152

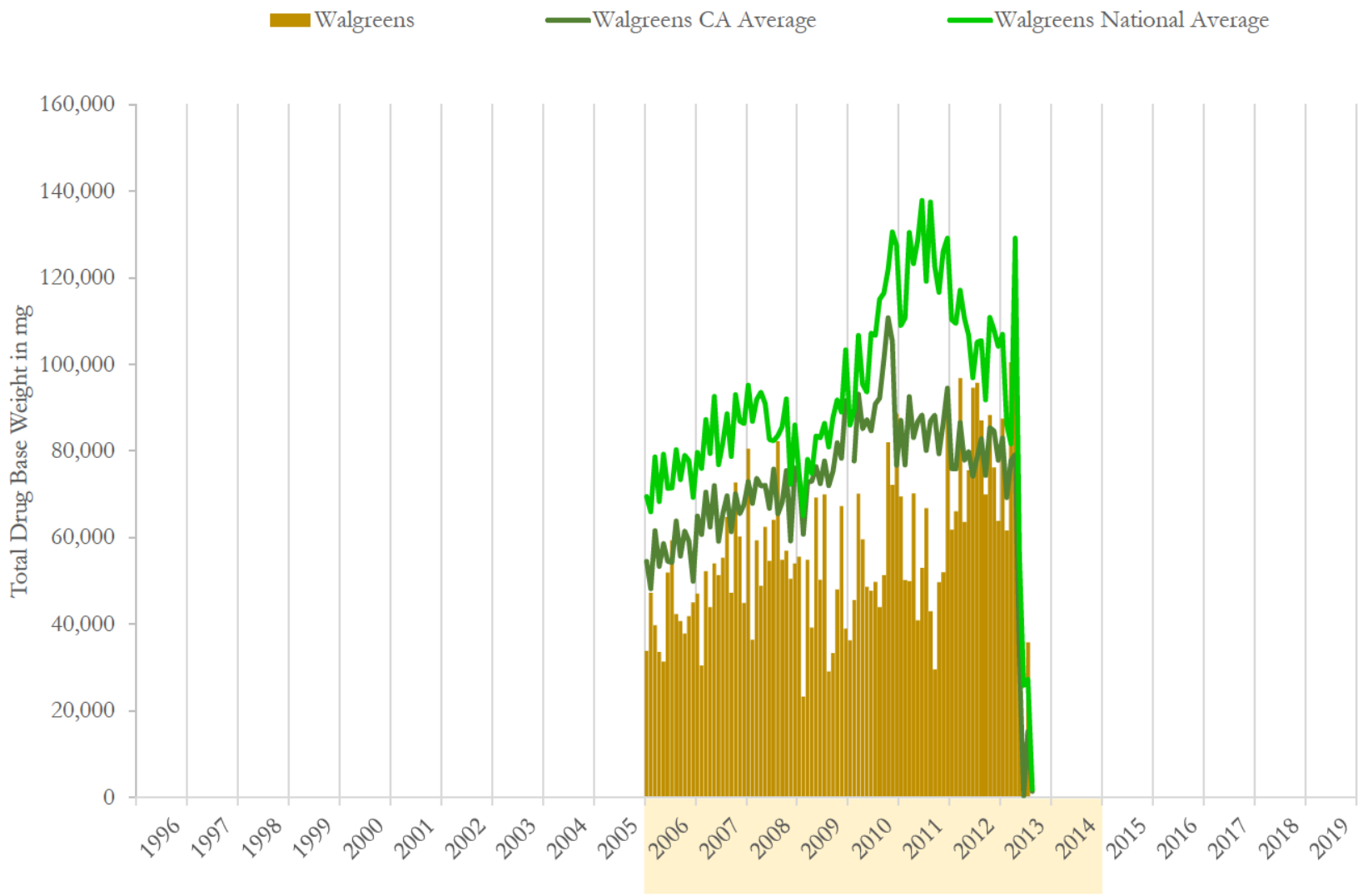

National and state averages reflect oxycodone shipped from Walgreen Co to all active pharmacies each month.
Data source: ARCOS (2006-2014) and Defendant Distribution Data (Walgreens 1/2006 - 3/2014)

Walgreens # 02152 (1/1996 to 12/2017)
DEA: BW2228319
1899 Fillmore St
San Francisco, CA 94115

Walgreen Co Oxycodone Shipments to Walgreens # 02152

	Dosage Units		MME		Drug Base Weight in mg	
Date	Walgreens	% Change	Walgreens	% Change	Walgreens	% Change
01/2006	2,900	n/a	50,764	n/a	33,842	n/a
02/2006	3,500	20.7%	70,935	39.7%	47,290	39.7%
03/2006	2,900	-17.1%	59,628	-15.9%	39,752	-15.9%
04/2006	3,300	13.8%	50,428	-15.4%	33,618	-15.4%
05/2006	2,200	-33.3%	47,066	-6.7%	31,377	-6.7%
06/2006	3,400	54.5%	77,928	65.6%	51,952	65.6%
07/2006	2,800	-17.6%	89,090	14.3%	59,393	14.3%
08/2006	3,000	7.1%	63,539	-28.7%	42,359	-28.7%
09/2006	2,500	-16.7%	61,119	-3.8%	40,746	-3.8%
10/2006	2,600	4.0%	56,748	-7.2%	37,832	-7.2%
11/2006	4,100	57.7%	62,799	10.7%	41,866	10.7%
12/2006	3,400	-17.1%	67,573	7.6%	45,049	7.6%
01/2007	3,800	11.8%	70,599	4.5%	47,066	4.5%
02/2007	2,600	-31.6%	45,721	-35.2%	30,481	-35.2%
03/2007	3,600	38.5%	78,332	71.3%	52,221	71.3%
04/2007	3,500	-2.8%	65,892	-15.9%	43,928	-15.9%
05/2007	3,800	8.6%	81,021	23.0%	54,014	23.0%
06/2007	3,900	2.6%	76,986	-5.0%	51,324	-5.0%
07/2007	3,300	-15.4%	83,038	7.9%	55,359	7.9%
08/2007	3,900	18.2%	97,158	17.0%	64,772	17.0%
09/2007	4,600	17.9%	70,935	-27.0%	47,290	-27.0%
10/2007	4,900	6.5%	109,065	53.8%	72,710	53.8%
11/2007	4,500	-8.2%	90,460	-17.1%	60,307	-17.1%
12/2007	3,300	-26.7%	67,425	-25.5%	44,950	-25.5%

Data source: ARCOS (2006-2014) and Defendant Distribution Data (Walgreens 1/2006 - 3/2014)

Walgreen Co Oxycodone Shipments to Walgreens # 02152

	Dosage Units		MME		Drug Base Weight in mg	
Date	Walgreens	% Change	Walgreens	% Change	Walgreens	% Change
01/2008	4,200	27.3%	120,832	79.2%	80,555	79.2%
02/2008	4,200	0.0%	54,672	-54.8%	36,448	-54.8%
03/2008	4,900	16.7%	89,022	62.8%	59,348	62.8%
04/2008	3,600	-26.5%	73,362	-17.6%	48,908	-17.6%
05/2008	4,700	30.6%	93,729	27.8%	62,486	27.8%
06/2008	4,500	-4.3%	81,962	-12.6%	54,641	-12.6%
07/2008	3,900	-13.3%	96,082	17.2%	64,055	17.2%
08/2008	5,900	51.3%	123,381	28.4%	82,254	28.4%
09/2008	3,400	-42.4%	82,366	-33.2%	54,911	-33.2%
10/2008	3,700	8.8%	85,392	3.7%	56,928	3.7%
11/2008	4,300	16.2%	75,777	-11.3%	50,518	-11.3%
12/2008	5,100	18.6%	81,021	6.9%	54,014	6.9%
01/2009	4,000	-21.6%	83,375	2.9%	55,583	2.9%
02/2009	1,800	-55.0%	34,964	-58.1%	23,309	-58.1%
03/2009	4,200	133.3%	82,366	135.6%	54,911	135.6%
04/2009	2,300	-45.2%	58,833	-28.6%	39,222	-28.6%
05/2009	7,000	204.3%	103,882	76.6%	69,255	76.6%
06/2009	4,200	-40.0%	75,440	-27.4%	50,294	-27.4%
07/2009	6,300	50.0%	104,891	39.0%	69,927	39.0%
08/2009	2,500	-60.3%	43,704	-58.3%	29,136	-58.3%
09/2009	3,400	36.0%	50,092	14.6%	33,395	14.6%
10/2009	4,800	41.2%	72,079	43.9%	48,052	43.9%
11/2009	5,800	20.8%	100,856	39.9%	67,238	39.9%
12/2009	4,500	-22.4%	58,497	-42.0%	38,998	-42.0%

Data source: ARCOS (2006-2014) and Defendant Distribution Data (Walgreens 1/2006 - 3/2014)

Walgreen Co Oxycodone Shipments to Walgreens # 02152

	Dosage Units		MME		Drug Base Weight in mg	
Date	Walgreens	% Change	Walgreens	% Change	Walgreens	% Change
01/2010	4,100	-8.9%	54,462	-6.9%	36,308	-6.9%
02/2010	4,900	19.5%	68,313	25.4%	45,542	25.4%
03/2010	5,800	18.4%	105,159	53.9%	70,106	53.9%
04/2010	5,400	-6.9%	89,426	-15.0%	59,617	-15.0%
05/2010	5,500	1.9%	72,953	-18.4%	48,635	-18.4%
06/2010	4,200	-23.6%	71,608	-1.8%	47,739	-1.8%
07/2010	5,500	31.0%	74,634	4.2%	49,756	4.2%
08/2010	4,300	-21.8%	65,893	-11.7%	43,929	-11.7%
09/2010	4,000	-7.0%	76,987	16.8%	51,325	16.8%
10/2010	6,100	52.5%	123,045	59.8%	82,030	59.8%
11/2010	5,900	-3.3%	108,252	-12.0%	72,168	-12.0%
12/2010	5,400	-8.5%	132,794	22.7%	88,529	22.7%
01/2011	6,200	14.8%	104,218	-21.5%	69,479	-21.5%
02/2011	4,000	-35.5%	75,306	-27.7%	50,204	-27.7%
03/2011	5,800	45.0%	74,903	-0.5%	49,935	-0.5%
04/2011	5,900	1.7%	105,227	40.5%	70,151	40.5%
05/2011	4,000	-32.2%	61,321	-41.7%	40,880	-41.7%
06/2011	5,400	35.0%	79,475	29.6%	52,983	29.6%
07/2011	7,000	29.6%	100,184	26.1%	66,789	26.1%
08/2011	5,000	-28.6%	64,548	-35.6%	43,032	-35.6%
09/2011	5,100	2.0%	44,377	-31.3%	29,585	-31.3%
10/2011	5,000	-2.0%	74,566	68.0%	49,711	68.0%
11/2011	4,400	-12.0%	77,996	4.6%	51,997	4.6%
12/2011	5,900	34.1%	139,182	78.4%	92,788	78.4%

Data source: ARCOS (2006-2014) and Defendant Distribution Data (Walgreens 1/2006 - 3/2014)

Walgreen Co Oxycodone Shipments to Walgreens # 02152

	Dosage Units		MME		Drug Base Weight in mg	
Date	Walgreens	% Change	Walgreens	% Change	Walgreens	% Change
01/2012	4,200	-28.8%	92,788	-33.3%	61,859	-33.3%
02/2012	5,200	23.8%	99,175	6.9%	66,117	6.9%
03/2012	6,700	28.8%	145,233	46.4%	96,822	46.4%
04/2012	5,200	-22.4%	95,477	-34.3%	63,652	-34.3%
05/2012	4,800	-7.7%	113,295	18.7%	75,530	18.7%
06/2012	6,600	37.5%	141,871	25.2%	94,581	25.2%
07/2012	6,200	-6.1%	143,552	1.2%	95,701	1.2%
08/2012	5,900	-4.8%	130,553	-9.1%	87,035	-9.1%
09/2012	5,500	-6.8%	104,891	-19.7%	69,927	-19.7%
10/2012	6,200	12.7%	132,458	26.3%	88,305	26.3%
11/2012	6,600	6.5%	114,304	-13.7%	76,203	-13.7%
12/2012	4,400	-33.3%	95,813	-16.2%	63,876	-16.2%
01/2013	5,800	31.8%	131,113	36.8%	87,409	36.8%
02/2013	4,200	-27.6%	92,452	-29.5%	61,634	-29.5%
03/2013	6,600	57.1%	150,612	62.9%	100,408	62.9%
04/2013	6,800	3.0%	176,162	17.0%	117,442	17.0%
05/2013	3,400	-50.0%	77,996	-55.7%	51,997	-55.7%
06/2013	0	-100.0%	0	-100.0%	0	-100.0%
07/2013	2,300	n/a	53,790	n/a	35,860	n/a
08/2013	0	-100.0%	0	-100.0%	0	-100.0%
09/2013	0	n/a	0	n/a	0	n/a
10/2013	0	n/a	0	n/a	0	n/a
11/2013	0	n/a	0	n/a	0	n/a
12/2013	0	n/a	0	n/a	0	n/a

Data source: ARCOS (2006-2014) and Defendant Distribution Data (Walgreens 1/2006 - 3/2014)

Walgreens # 02152 (1/1996 to 12/2017)
DEA: BW2228319
1899 Fillmore St
San Francisco, CA 94115

Walgreen Co Oxycodone Shipments to Walgreens # 02152

	Dosage Units		MME		Drug Base Weight in mg	
Date	Walgreens	% Change	Walgreens	% Change	Walgreens	% Change
1996	0		0		0	
1997	0	n/a	0	n/a	0	n/a
1998	0	n/a	0	n/a	0	n/a
1999	0	n/a	0	n/a	0	n/a
2000	0	n/a	0	n/a	0	n/a
2001	0	n/a	0	n/a	0	n/a
2002	0	n/a	0	n/a	0	n/a
2003	0	n/a	0	n/a	0	n/a
2004	0	n/a	0	n/a	0	n/a
2005	0	n/a	0	n/a	0	n/a
2006	36,600	n/a	757,617	n/a	505,078	n/a
2007	45,700	24.9%	936,633	23.6%	624,422	23.6%
2008	52,400	14.7%	1,057,597	12.9%	705,065	12.9%
2009	50,800	-3.1%	868,977	-17.8%	579,318	-17.8%
2010	61,100	20.3%	1,043,526	20.1%	695,684	20.1%
2011	63,700	4.3%	1,001,301	-4.0%	667,534	-4.0%
2012	67,500	6.0%	1,409,410	40.8%	939,607	40.8%
2013	29,100	-56.9%	682,124	-51.6%	454,750	-51.6%
2014	0	-100.0%	0	-100.0%	0	-100.0%
2015	0	n/a	0	n/a	0	n/a
2016	0	n/a	0	n/a	0	n/a
2017	0	n/a	0	n/a	0	n/a
2018	0	n/a	0	n/a	0	n/a
2019	0	n/a	0	n/a	0	n/a
Total	**406,900**		**7,757,187**		**5,171,458**	

Data source: ARCOS (2006-2014) and Defendant Distribution Data (Walgreens 1/2006 - 3/2014)

Walgreens # 02152 (1/1996 to 12/2017)
DEA: BW2228319
1899 Fillmore St
San Francisco, CA 94115

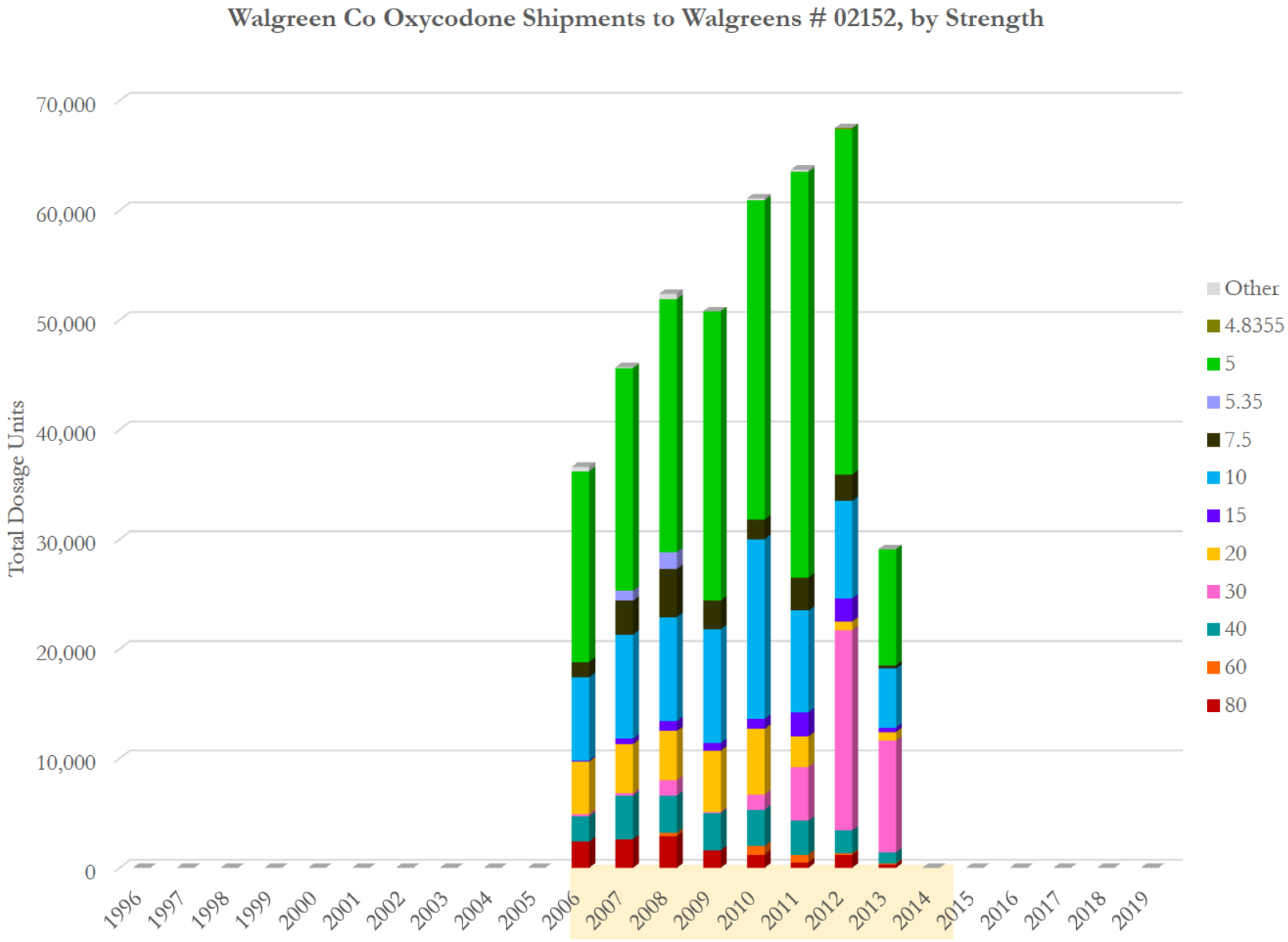

Data source: ARCOS (2006-2014) and Defendant Distribution Data (Walgreens 1/2006 - 3/2014)

Walgreens # 02152 (1/1996 to 12/2017)
DEA: BW2228319
1899 Fillmore St
San Francisco, CA 94115

Walgreen Co Oxycodone Shipments to Walgreens # 02152, by Strength

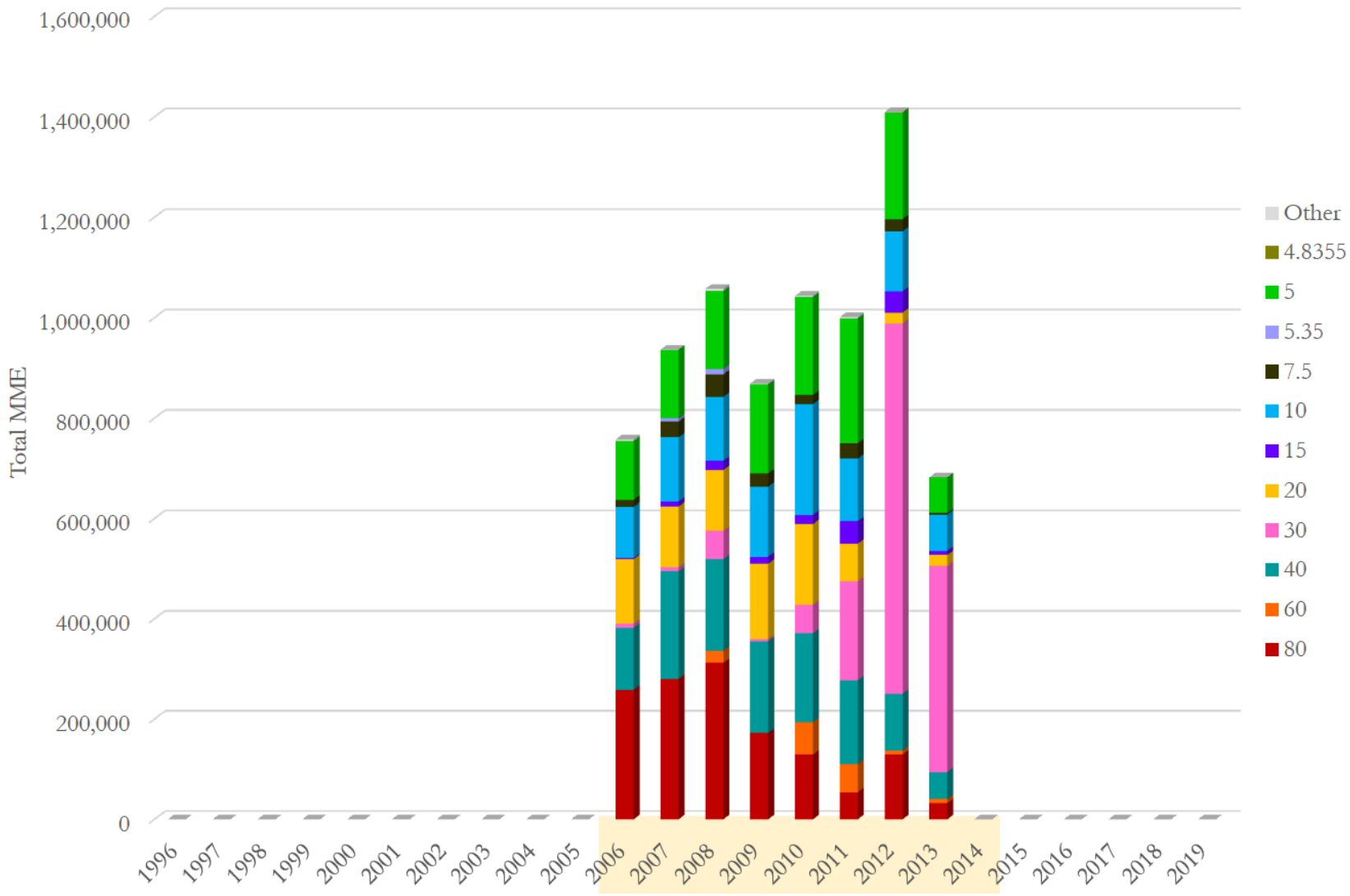

Data source: ARCOS (2006-2014) and Defendant Distribution Data (Walgreens 1/2006 - 3/2014)

Walgreens # 02152 (1/1996 to 12/2017)
DEA: BW2228319
1899 Fillmore St
San Francisco, CA 94115

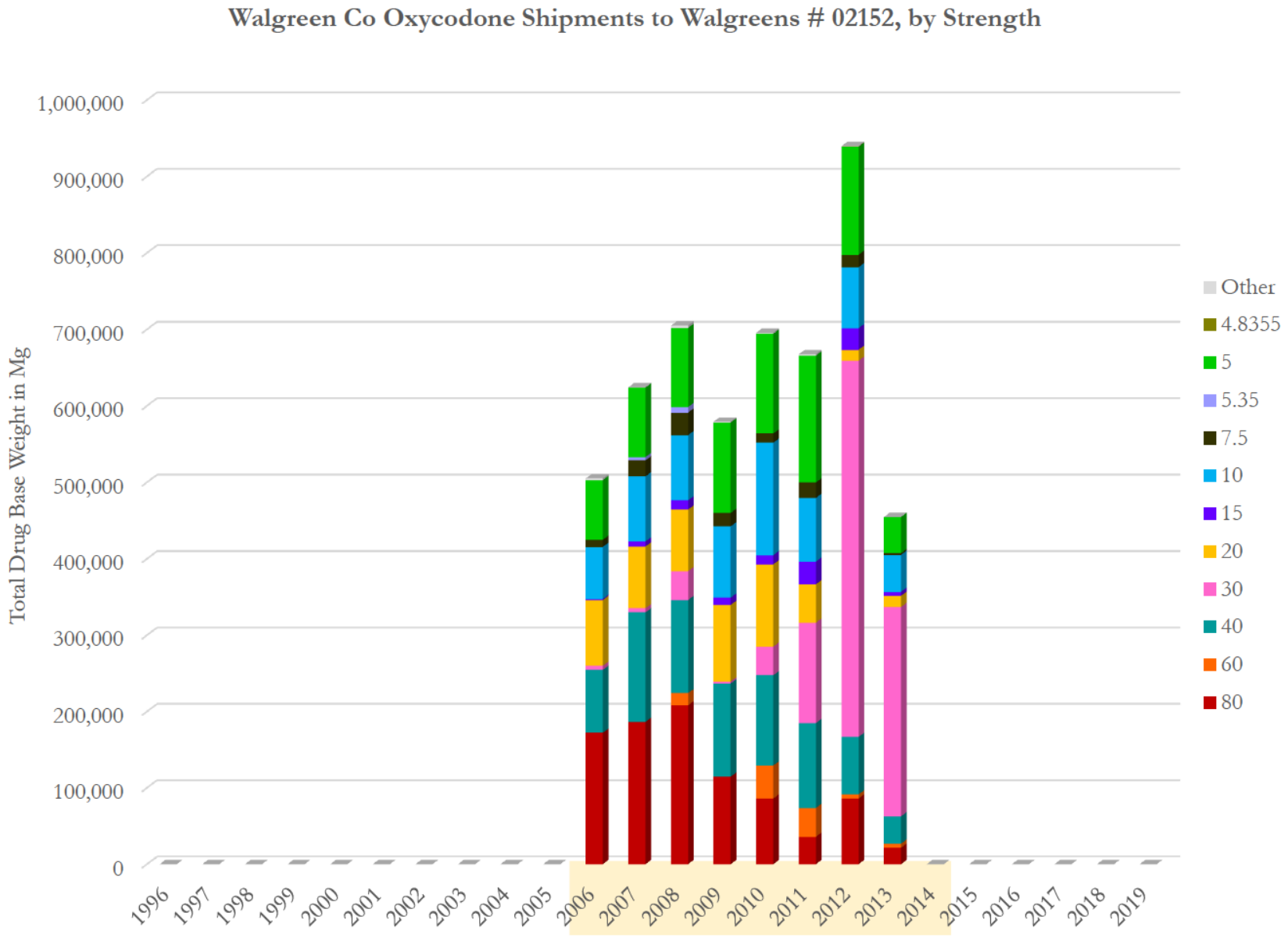

Data source: ARCOS (2006-2014) and Defendant Distribution Data (Walgreens 1/2006 - 3/2014)

Walgreens # 02152 (1/1996 to 12/2017)
DEA: BW2228319
1899 Fillmore St
San Francisco, CA 94115

Walgreen Co Oxycodone Shipments to Walgreens # 02152, by Strength
(Total Dosage Units)

Strength Year\	80	60	40	30	20	15	10	7.5	5.35	5	4.8355	Other	Total	Avg. Str
1996	0	0	0	0	0	0	0	0	0	0	0	0	**0**	
1997	0	0	0	0	0	0	0	0	0	0	0	0	**0**	
1998	0	0	0	0	0	0	0	0	0	0	0	0	**0**	
1999	0	0	0	0	0	0	0	0	0	0	0	0	**0**	
2000	0	0	0	0	0	0	0	0	0	0	0	0	**0**	
2001	0	0	0	0	0	0	0	0	0	0	0	0	**0**	
2002	0	0	0	0	0	0	0	0	0	0	0	0	**0**	
2003	0	0	0	0	0	0	0	0	0	0	0	0	**0**	
2004	0	0	0	0	0	0	0	0	0	0	0	0	**0**	
2005	0	0	0	0	0	0	0	0	0	0	0	0	**0**	
2006	2,400	0	2,300	200	4,800	100	7,600	1,400	0	17,400	0	400	**36,600**	15 50
2007	2,600	0	4,000	200	4,500	500	9,500	3,100	900	20,300	0	100	**45,700**	15 26
2008	2,900	300	3,400	1,400	4,500	900	9,500	4,400	1,500	23,100	0	500	**52,400**	15 09
2009	1,600	0	3,400	100	5,600	700	10,400	2,600	0	26,400	0	0	**50,800**	12 70
2010	1,200	800	3,300	1,400	6,000	900	16,400	1,800	0	29,100	0	200	**61,100**	12 72
2011	500	700	3,100	4,900	2,800	2,200	9,300	3,000	0	37,000	0	200	**63,700**	11 69
2012	1,200	100	2,100	18,300	800	2,100	8,900	2,400	0	31,500	100	0	**67,500**	15 52
2013	300	100	1,000	10,200	800	400	5,400	300	0	10,600	0	0	**29,100**	17 43
2014	0	0	0	0	0	0	0	0	0	0	0	0	**0**	
2015	0	0	0	0	0	0	0	0	0	0	0	0	**0**	
2016	0	0	0	0	0	0	0	0	0	0	0	0	**0**	
2017	0	0	0	0	0	0	0	0	0	0	0	0	**0**	
2018	0	0	0	0	0	0	0	0	0	0	0	0	**0**	
2019	0	0	0	0	0	0	0	0	0	0	0	0	**0**	
Total	**12,700**	**2,000**	**22,600**	**36,700**	**29,800**	**7,800**	**77,000**	**19,000**	**2,400**	**195,400**	**100**	**1,400**	**406,900**	14 20

Data source: ARCOS (2006-2014) and Defendant Distribution Data (Walgreens 1/2006 - 3/2014)

Walgreens # 02152 (1/1996 to 12/2017)
DEA: BW2228319
1899 Fillmore St
San Francisco, CA 94115

Walgreen Co Oxycodone Shipments to Walgreens # 02152, by Strength
(Total MME)

Strength Year\	80	60	40	30	20	15	10	7.5	5.35	5	4.8355	Other	Total	Avg. Str
1996	0	0	0	0	0	0	0	0	0	0	0	0	**0**	
1997	0	0	0	0	0	0	0	0	0	0	0	0	**0**	
1998	0	0	0	0	0	0	0	0	0	0	0	0	**0**	
1999	0	0	0	0	0	0	0	0	0	0	0	0	**0**	
2000	0	0	0	0	0	0	0	0	0	0	0	0	**0**	
2001	0	0	0	0	0	0	0	0	0	0	0	0	**0**	
2002	0	0	0	0	0	0	0	0	0	0	0	0	**0**	
2003	0	0	0	0	0	0	0	0	0	0	0	0	**0**	
2004	0	0	0	0	0	0	0	0	0	0	0	0	**0**	
2005	0	0	0	0	0	0	0	0	0	0	0	0	**0**	
2006	258,192	0	123,717	8,069	129,096	2,017	102,201	14,120	0	116,990	0	3,216	**757,617**	15 50
2007	279,708	0	215,160	8,069	121,028	10,086	127,751	31,265	6,474	136,487	0	605	**936,633**	15 26
2008	311,982	24,206	182,886	56,480	121,028	18,154	127,751	44,377	10,790	155,317	0	4,628	**1,057,597**	15 09
2009	172,128	0	182,886	4,034	150,612	14,120	139,854	26,223	0	177,507	0	1,614	**868,977**	12 70
2010	129,096	64,548	177,507	56,480	161,370	18,154	220,539	18,154	0	195,661	0	2,017	**1,043,526**	12 72
2011	53,790	56,480	166,749	197,678	75,306	44,377	125,062	30,257	0	248,779	0	2,824	**1,001,301**	11 69
2012	129,096	8,069	112,959	738,268	21,516	42,360	119,683	24,206	0	211,798	650	807	**1,409,410**	15 52
2013	32,274	8,069	53,790	411,494	21,516	8,069	72,617	3,026	0	71,272	0	0	**682,124**	17 43
2014	0	0	0	0	0	0	0	0	0	0	0	0	**0**	
2015	0	0	0	0	0	0	0	0	0	0	0	0	**0**	
2016	0	0	0	0	0	0	0	0	0	0	0	0	**0**	
2017	0	0	0	0	0	0	0	0	0	0	0	0	**0**	
2018	0	0	0	0	0	0	0	0	0	0	0	0	**0**	
2019	0	0	0	0	0	0	0	0	0	0	0	0	**0**	
Total	**1,366,266**	**161,370**	**1,215,654**	**1,480,570**	**801,471**	**157,336**	**1,035,458**	**191,627**	**17,265**	**1,313,810**	**650**	**15,711**	**7,757,187**	14 20

Data source: ARCOS (2006-2014) and Defendant Distribution Data (Walgreens 1/2006 - 3/2014)

Walgreens # 02152 (1/1996 to 12/2017)
DEA: BW2228319
1899 Fillmore St
San Francisco, CA 94115

Walgreen Co Oxycodone Shipments to Walgreens # 02152, by Strength
(Total Drug Base Weight in Milligram)

Strength Year\	80	60	40	30	20	15	10	7.5	5.35	5	4.8355	Other	Total	Avg. Str
1996	0	0	0	0	0	0	0	0	0	0	0	0	**0**	
1997	0	0	0	0	0	0	0	0	0	0	0	0	**0**	
1998	0	0	0	0	0	0	0	0	0	0	0	0	**0**	
1999	0	0	0	0	0	0	0	0	0	0	0	0	**0**	
2000	0	0	0	0	0	0	0	0	0	0	0	0	**0**	
2001	0	0	0	0	0	0	0	0	0	0	0	0	**0**	
2002	0	0	0	0	0	0	0	0	0	0	0	0	**0**	
2003	0	0	0	0	0	0	0	0	0	0	0	0	**0**	
2004	0	0	0	0	0	0	0	0	0	0	0	0	**0**	
2005	0	0	0	0	0	0	0	0	0	0	0	0	**0**	
2006	172,128	0	82,478	5,379	86,064	1,345	68,134	9,413	0	77,993	0	2,144	**505,078**	15 50
2007	186,472	0	143,440	5,379	80,685	6,724	85,168	20,844	4,316	90,991	0	403	**624,422**	15 26
2008	207,988	16,137	121,924	37,653	80,685	12,103	85,168	29,585	7,194	103,544	0	3,085	**705,065**	15 09
2009	114,752	0	121,924	2,690	100,408	9,413	93,236	17,482	0	118,338	0	1,076	**579,318**	12 70
2010	86,064	43,032	118,338	37,653	107,580	12,103	147,026	12,103	0	130,441	0	1,345	**695,684**	12 72
2011	35,860	37,653	111,166	131,786	50,204	29,585	83,375	20,171	0	165,853	0	1,883	**667,534**	11 69
2012	86,064	5,379	75,306	492,179	14,344	28,240	79,789	16,137	0	141,199	434	538	**939,607**	15 52
2013	21,516	5,379	35,860	274,329	14,344	5,379	48,411	2,017	0	47,515	0	0	**454,750**	17 43
2014	0	0	0	0	0	0	0	0	0	0	0	0	**0**	
2015	0	0	0	0	0	0	0	0	0	0	0	0	**0**	
2016	0	0	0	0	0	0	0	0	0	0	0	0	**0**	
2017	0	0	0	0	0	0	0	0	0	0	0	0	**0**	
2018	0	0	0	0	0	0	0	0	0	0	0	0	**0**	
2019	0	0	0	0	0	0	0	0	0	0	0	0	**0**	
Total	**910,844**	**107,580**	**810,436**	**987,047**	**534,314**	**104,891**	**690,305**	**127,751**	**11,510**	**875,873**	**434**	**10,474**	**5,171,458**	14 20

Data source: ARCOS (2006-2014) and Defendant Distribution Data (Walgreens 1/2006 - 3/2014)

Walgreens # 02152 (1/1996 to 12/2017)
DEA: BW2228319
1899 Fillmore St
San Francisco, CA 94115

Anda, Inc Hydrocodone Shipments to Walgreens # 02152

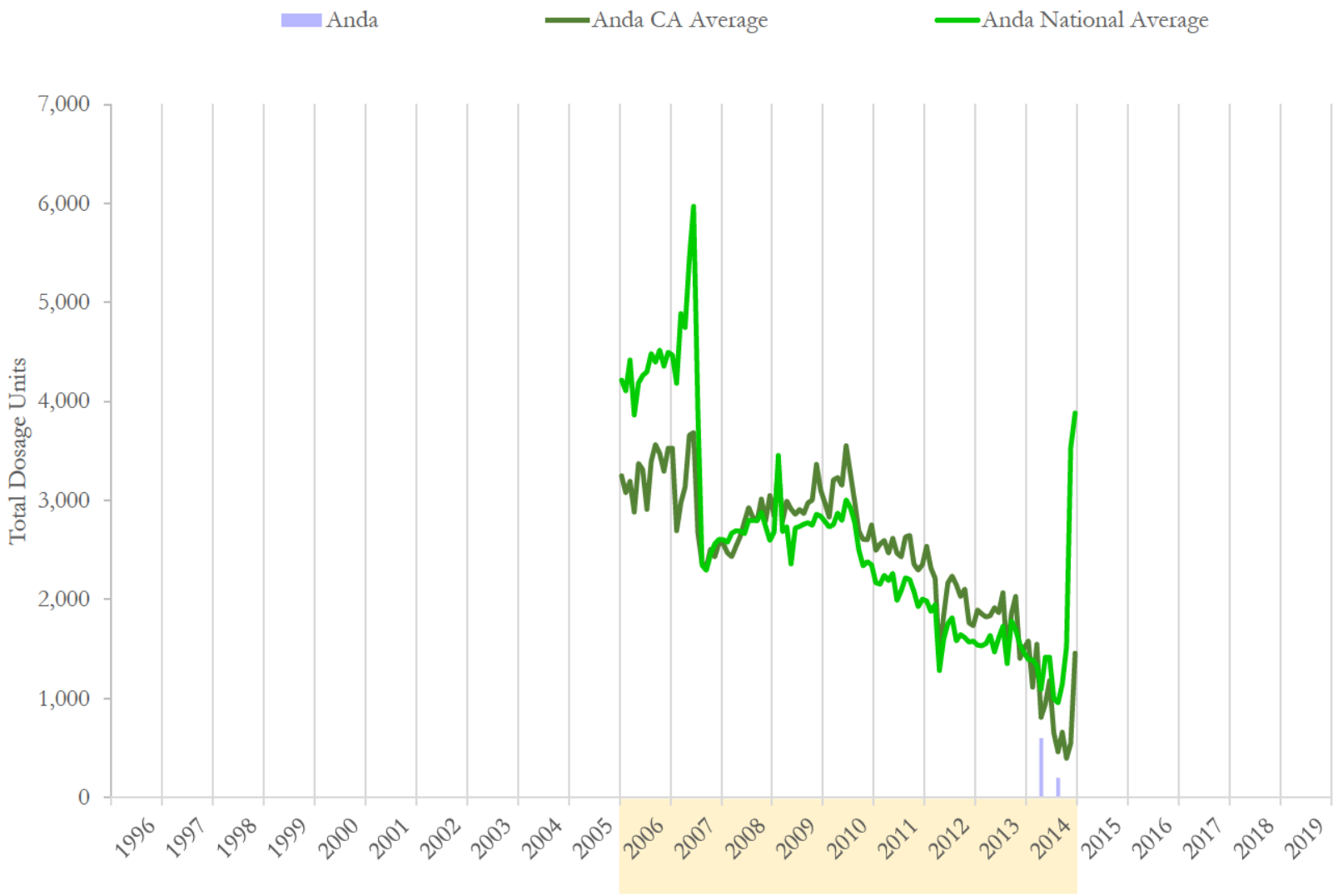

National and state averages reflect hydrocodone shipped from Anda, Inc to all active pharmacies each month.
Data source: ARCOS (2006-2014) and Defendant Distribution Data (Anda 12/1996 - 1/2015)

Walgreens # 02152 (1/1996 to 12/2017)
DEA: BW2228319
1899 Fillmore St
San Francisco, CA 94115

Anda, Inc Hydrocodone Shipments to Walgreens # 02152

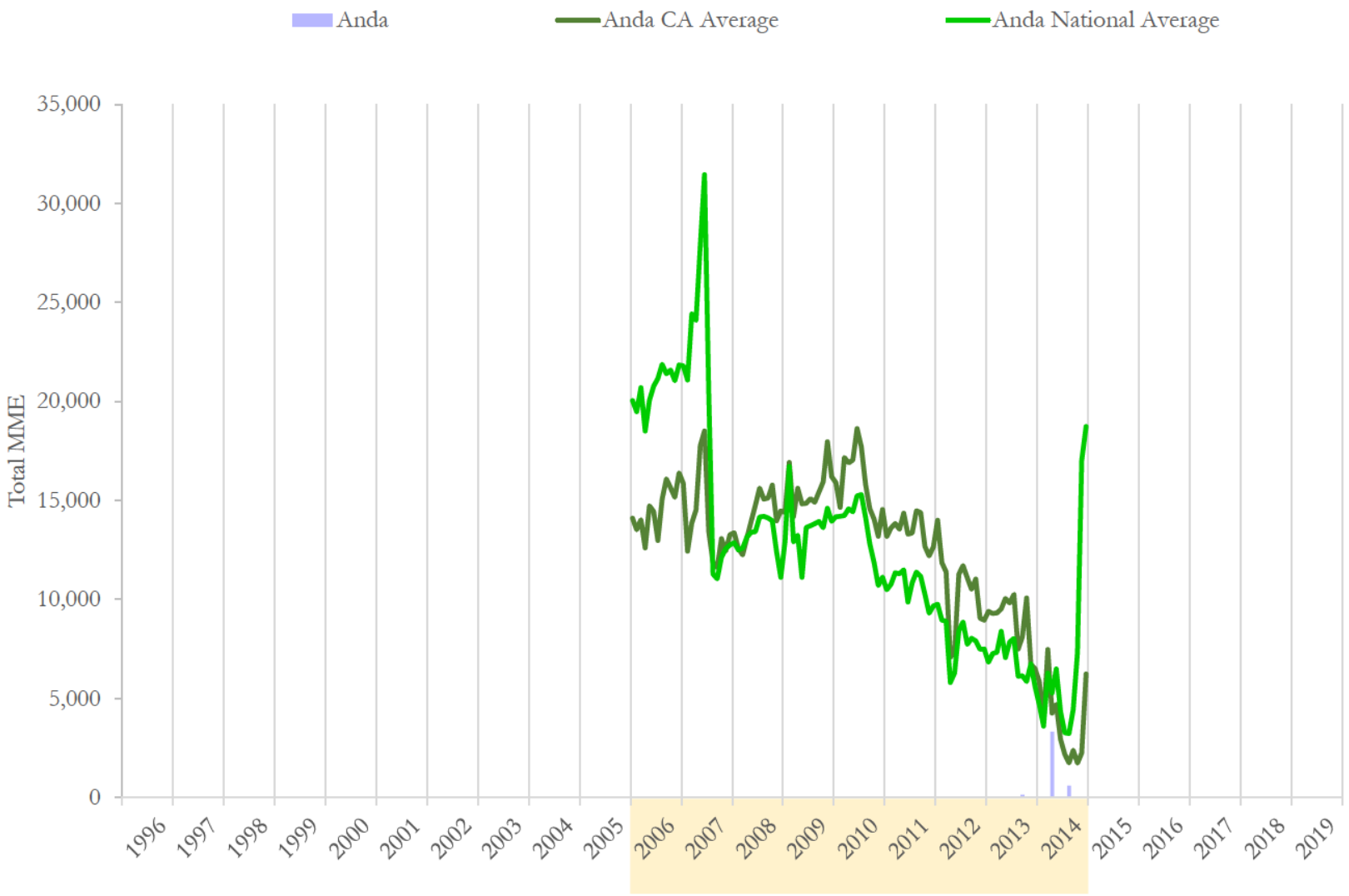

National and state averages reflect hydrocodone shipped from Anda, Inc to all active pharmacies each month.
Data source: ARCOS (2006-2014) and Defendant Distribution Data (Anda 12/1996 - 1/2015)

Walgreens # 02152 (1/1996 to 12/2017)
DEA: BW2228319
1899 Fillmore St
San Francisco, CA 94115

Anda, Inc Hydrocodone Shipments to Walgreens # 02152

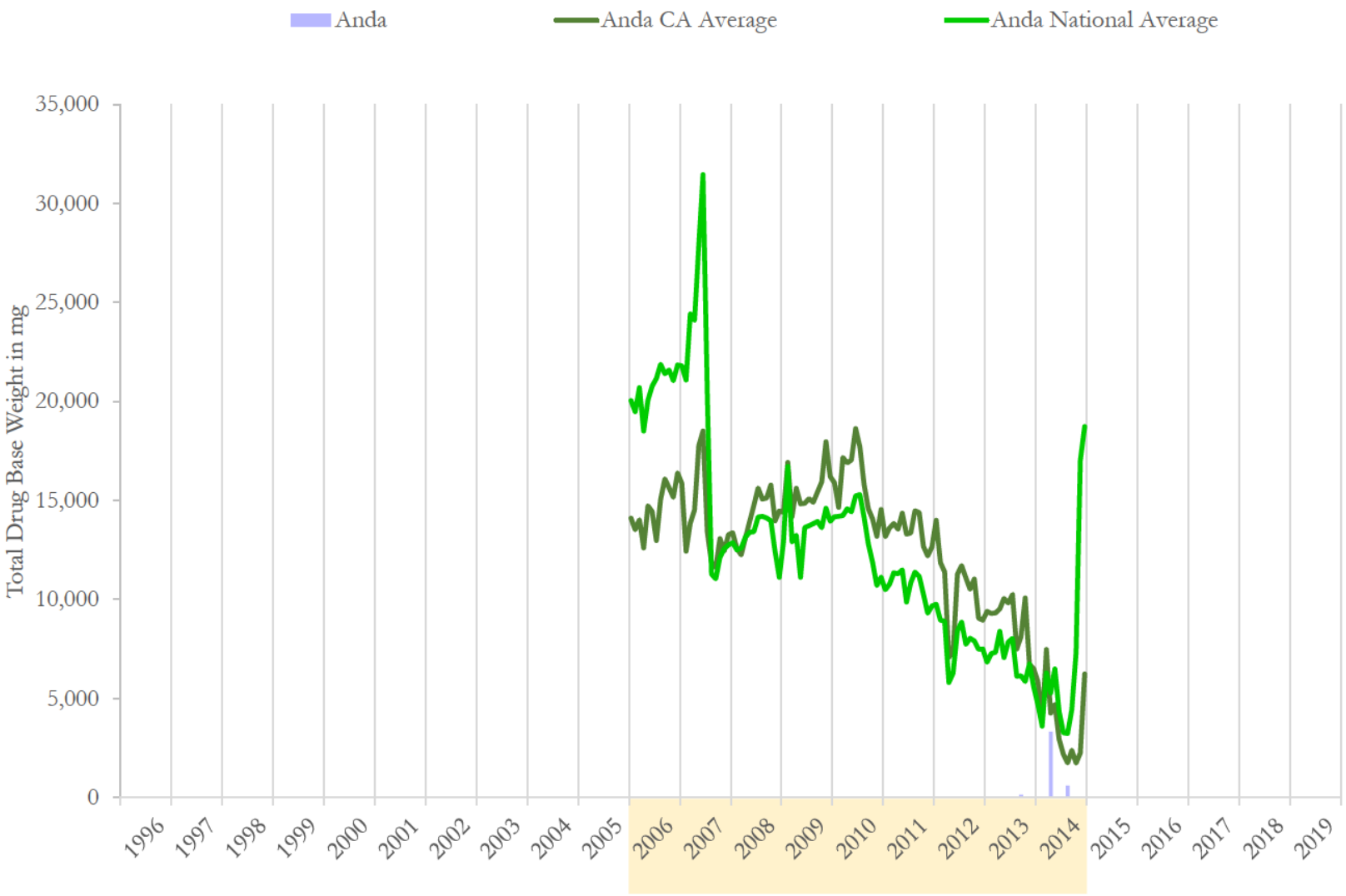

National and state averages reflect hydrocodone shipped from Anda, Inc to all active pharmacies each month.
Data source: ARCOS (2006-2014) and Defendant Distribution Data (Anda 12/1996 - 1/2015)

Anda, Inc Hydrocodone Shipments to Walgreens # 02152

	Dosage Units		MME		Drug Base Weight in mg	
Date	Anda	% Change	Anda	% Change	Anda	% Change
01/2012	0	n/a	0	n/a	0	n/a
02/2012	0	n/a	0	n/a	0	n/a
03/2012	0	n/a	0	n/a	0	n/a
04/2012	0	n/a	0	n/a	0	n/a
05/2012	0	n/a	0	n/a	0	n/a
06/2012	0	n/a	0	n/a	0	n/a
07/2012	0	n/a	0	n/a	0	n/a
08/2012	0	n/a	0	n/a	0	n/a
09/2012	0	n/a	0	n/a	0	n/a
10/2012	0	n/a	0	n/a	0	n/a
11/2012	0	n/a	0	n/a	0	n/a
12/2012	0	n/a	0	n/a	0	n/a
01/2013	0	n/a	0	n/a	0	n/a
02/2013	0	n/a	0	n/a	0	n/a
03/2013	0	n/a	0	n/a	0	n/a
04/2013	0	n/a	0	n/a	0	n/a
05/2013	0	n/a	0	n/a	0	n/a
06/2013	0	n/a	0	n/a	0	n/a
07/2013	0	n/a	0	n/a	0	n/a
08/2013	0	n/a	0	n/a	0	n/a
09/2013	0	n/a	143	n/a	143	n/a
10/2013	0	n/a	0	-100.0%	0	-100.0%
11/2013	0	n/a	0	n/a	0	n/a
12/2013	0	n/a	0	n/a	0	n/a

Data source: ARCOS (2006-2014) and Defendant Distribution Data (Anda 12/1996 - 1/2015)

Anda, Inc Hydrocodone Shipments to Walgreens # 02152

	Dosage Units		MME		Drug Base Weight in mg	
Date	Anda	% Change	Anda	% Change	Anda	% Change
01/2014	0	n/a	0	n/a	0	n/a
02/2014	0	n/a	0	n/a	0	n/a
03/2014	0	n/a	0	n/a	0	n/a
04/2014	600	n/a	3,330	n/a	3,330	n/a
05/2014	0	-100.0%	0	-100.0%	0	-100.0%
06/2014	0	n/a	0	n/a	0	n/a
07/2014	0	n/a	0	n/a	0	n/a
08/2014	200	n/a	605	n/a	605	n/a
09/2014	0	-100.0%	0	-100.0%	0	-100.0%
10/2014	0	n/a	0	n/a	0	n/a
11/2014	0	n/a	0	n/a	0	n/a
12/2014	0	n/a	0	n/a	0	n/a
01/2015	0	n/a	0	n/a	0	n/a
02/2015	0	n/a	0	n/a	0	n/a
03/2015	0	n/a	0	n/a	0	n/a
04/2015	0	n/a	0	n/a	0	n/a
05/2015	0	n/a	0	n/a	0	n/a
06/2015	0	n/a	0	n/a	0	n/a
07/2015	0	n/a	0	n/a	0	n/a
08/2015	0	n/a	0	n/a	0	n/a
09/2015	0	n/a	0	n/a	0	n/a
10/2015	0	n/a	0	n/a	0	n/a
11/2015	0	n/a	0	n/a	0	n/a
12/2015	0	n/a	0	n/a	0	n/a

Data source: ARCOS (2006-2014) and Defendant Distribution Data (Anda 12/1996 - 1/2015)

Walgreens # 02152 (1/1996 to 12/2017)
DEA: BW2228319
1899 Fillmore St
San Francisco, CA 94115

Anda, Inc Hydrocodone Shipments to Walgreens # 02152

	Dosage Units		MME		Drug Base Weight in mg	
Date	**Anda**	**% Change**	**Anda**	**% Change**	**Anda**	**% Change**
1996	0		0		0	
1997	0	n/a	0	n/a	0	n/a
1998	0	n/a	0	n/a	0	n/a
1999	0	n/a	0	n/a	0	n/a
2000	0	n/a	0	n/a	0	n/a
2001	0	n/a	0	n/a	0	n/a
2002	0	n/a	0	n/a	0	n/a
2003	0	n/a	0	n/a	0	n/a
2004	0	n/a	0	n/a	0	n/a
2005	0	n/a	0	n/a	0	n/a
2006	0	n/a	0	n/a	0	n/a
2007	0	n/a	0	n/a	0	n/a
2008	0	n/a	0	n/a	0	n/a
2009	0	n/a	0	n/a	0	n/a
2010	0	n/a	0	n/a	0	n/a
2011	0	n/a	0	n/a	0	n/a
2012	0	n/a	0	n/a	0	n/a
2013	0	n/a	143	n/a	143	n/a
2014	800	n/a	3,935	2647.4%	3,935	2647.4%
2015	0	-100.0%	0	-100.0%	0	-100.0%
2016	0	n/a	0	n/a	0	n/a
2017	0	n/a	0	n/a	0	n/a
2018	0	n/a	0	n/a	0	n/a
2019	0	n/a	0	n/a	0	n/a
Total	**800**		**4,078**		**4,078**	

Data source: ARCOS (2006-2014) and Defendant Distribution Data (Anda 12/1996 - 1/2015)

Walgreens # 02152 (1/1996 to 12/2017)
DEA: BW2228319
1899 Fillmore St
San Francisco, CA 94115

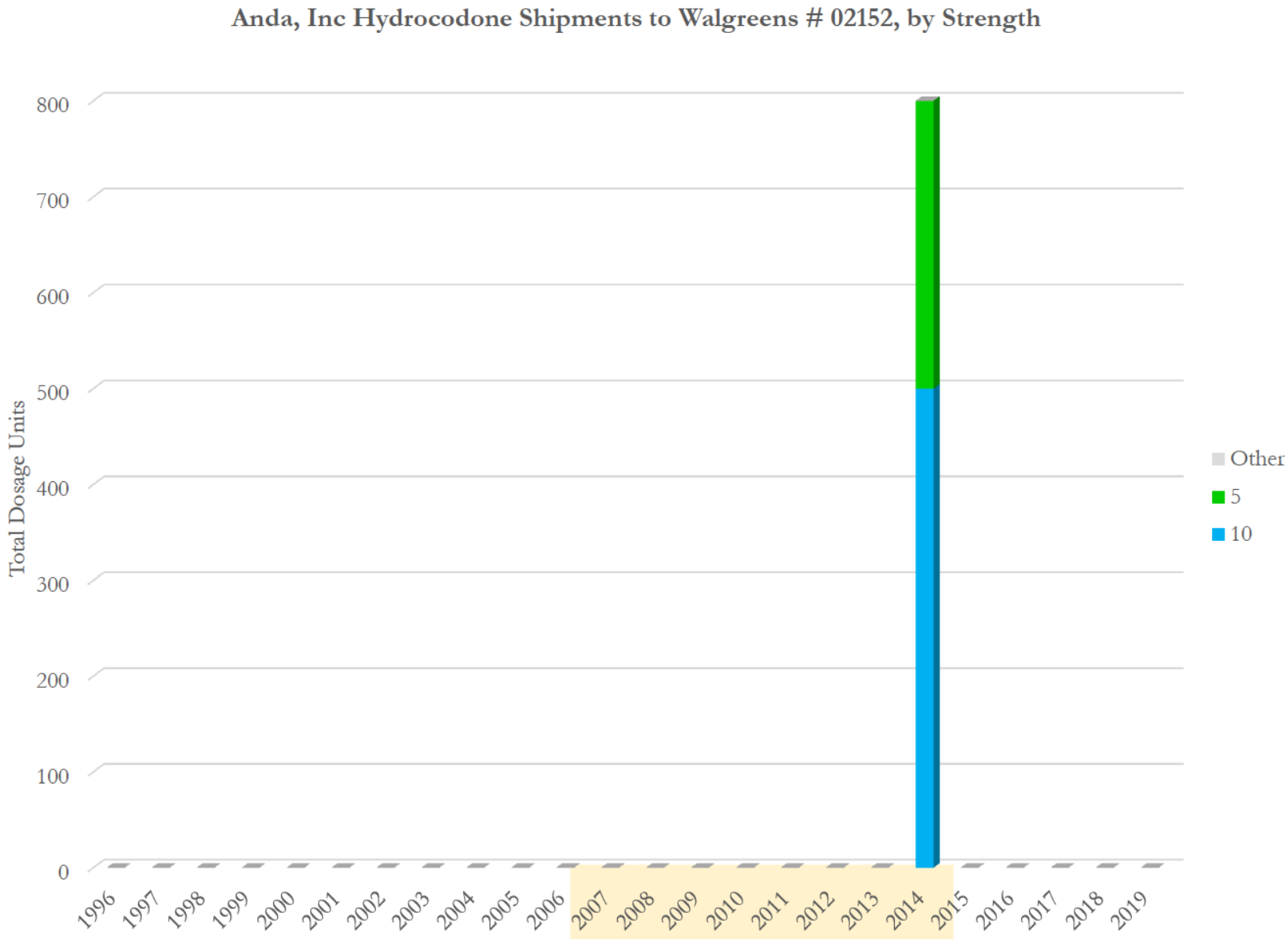

Data source: ARCOS (2006-2014) and Defendant Distribution Data (Anda 12/1996 - 1/2015)

Walgreens # 02152 (1/1996 to 12/2017)
DEA: BW2228319
1899 Fillmore St
San Francisco, CA 94115

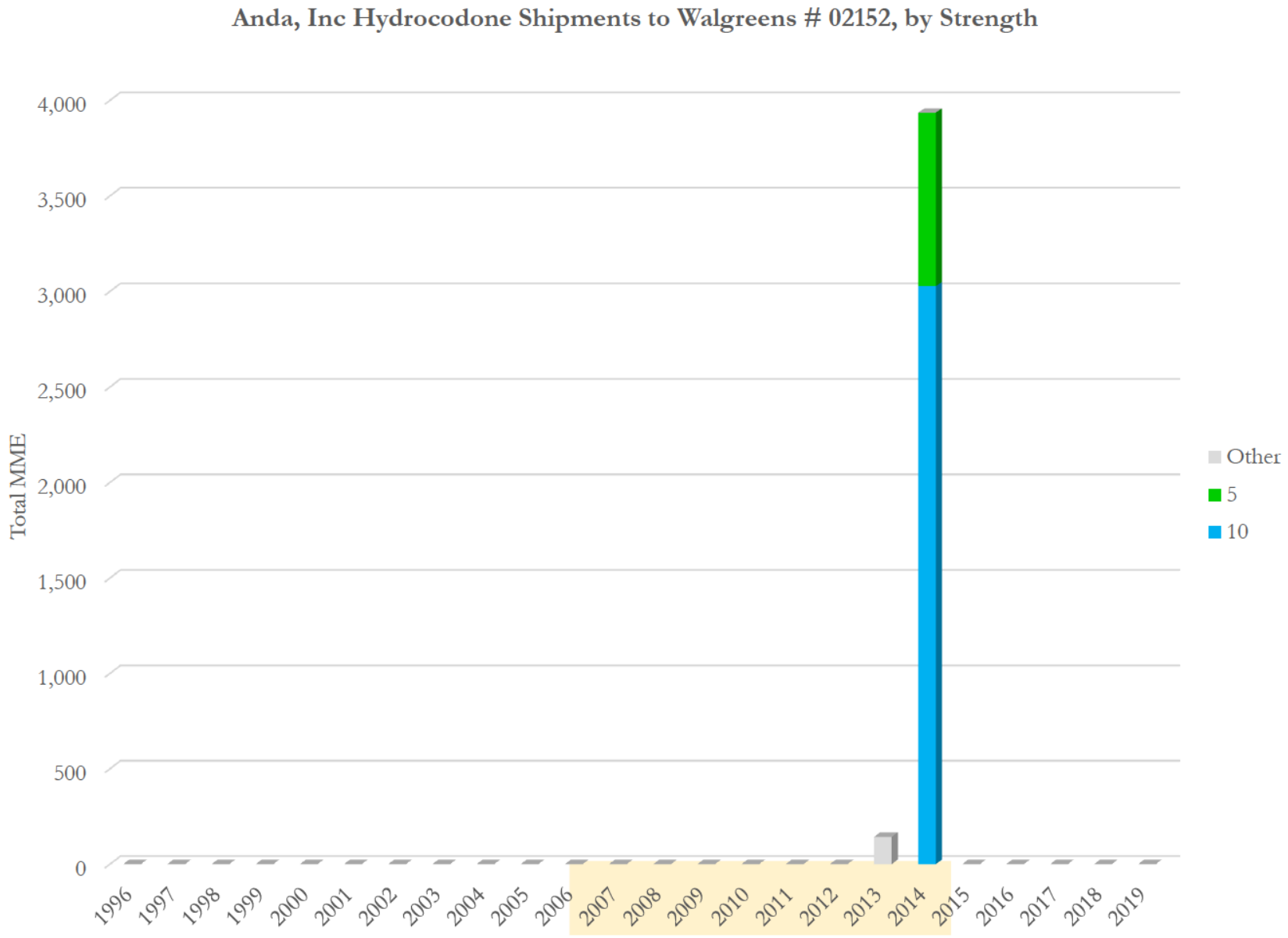

Data source: ARCOS (2006-2014) and Defendant Distribution Data (Anda 12/1996 - 1/2015)

Walgreens # 02152 (1/1996 to 12/2017)
DEA: BW2228319
1899 Fillmore St
San Francisco, CA 94115

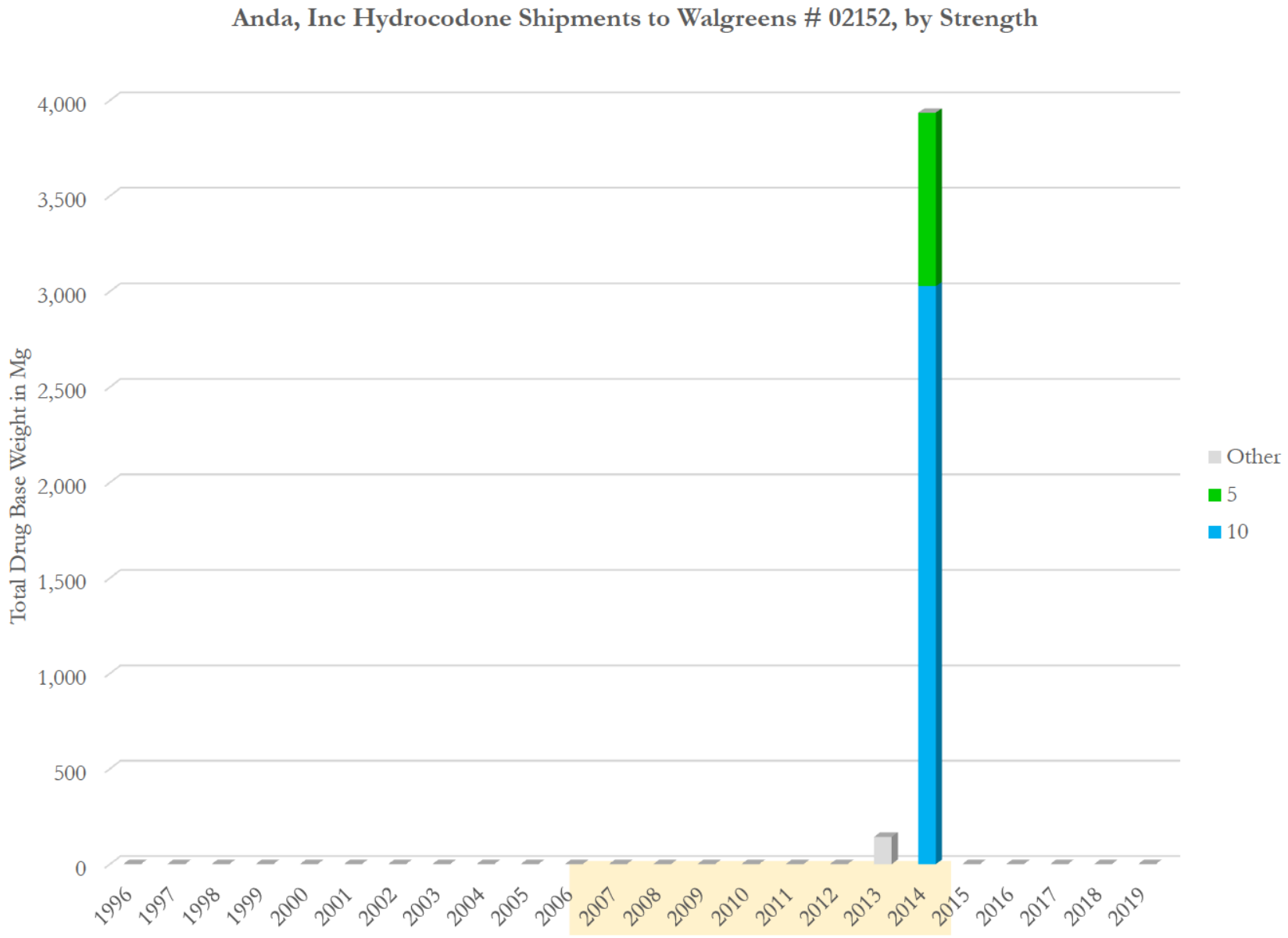

Data source: ARCOS (2006-2014) and Defendant Distribution Data (Anda 12/1996 - 1/2015)

Walgreens # 02152 (1/1996 to 12/2017)
DEA: BW2228319
1899 Fillmore St
San Francisco, CA 94115

Anda, Inc Hydrocodone Shipments to Walgreens # 02152, by Strength
(Total Dosage Units)

Strength Year\	10	5	Other	Total	Avg. Str
1996	0	0	0	**0**	
1997	0	0	0	**0**	
1998	0	0	0	**0**	
1999	0	0	0	**0**	
2000	0	0	0	**0**	
2001	0	0	0	**0**	
2002	0	0	0	**0**	
2003	0	0	0	**0**	
2004	0	0	0	**0**	
2005	0	0	0	**0**	
2006	0	0	0	**0**	
2007	0	0	0	**0**	
2008	0	0	0	**0**	
2009	0	0	0	**0**	
2010	0	0	0	**0**	
2011	0	0	0	**0**	
2012	0	0	0	**0**	
2013	0	0	0	**0**	
2014	500	300	0	**800**	8.13
2015	0	0	0	**0**	
2016	0	0	0	**0**	
2017	0	0	0	**0**	
2018	0	0	0	**0**	
2019	0	0	0	**0**	
Total	**500**	**300**	**0**	**800**	8.13

Data source: ARCOS (2006-2014) and Defendant Distribution Data (Anda 12/1996 - 1/2015)

Anda, Inc Hydrocodone Shipments to Walgreens # 02152, by Strength
(Total MME)

Strength Year\	10	5	Other	Total	Avg. Str
1996	0	0	0	**0**	
1997	0	0	0	**0**	
1998	0	0	0	**0**	
1999	0	0	0	**0**	
2000	0	0	0	**0**	
2001	0	0	0	**0**	
2002	0	0	0	**0**	
2003	0	0	0	**0**	
2004	0	0	0	**0**	
2005	0	0	0	**0**	
2006	0	0	0	**0**	
2007	0	0	0	**0**	
2008	0	0	0	**0**	
2009	0	0	0	**0**	
2010	0	0	0	**0**	
2011	0	0	0	**0**	
2012	0	0	0	**0**	
2013	0	0	143	**143**	
2014	3,027	908	0	**3,935**	8.13
2015	0	0	0	**0**	
2016	0	0	0	**0**	
2017	0	0	0	**0**	
2018	0	0	0	**0**	
2019	0	0	0	**0**	
Total	**3,027**	**908**	**143**	**4,078**	8.13

Data source: ARCOS (2006-2014) and Defendant Distribution Data (Anda 12/1996 - 1/2015)

Anda, Inc Hydrocodone Shipments to Walgreens # 02152, by Strength
(Total Drug Base Weight in Milligram)

Strength Year\	10	5	Other	Total	Avg. Str
1996	0	0	0	**0**	
1997	0	0	0	**0**	
1998	0	0	0	**0**	
1999	0	0	0	**0**	
2000	0	0	0	**0**	
2001	0	0	0	**0**	
2002	0	0	0	**0**	
2003	0	0	0	**0**	
2004	0	0	0	**0**	
2005	0	0	0	**0**	
2006	0	0	0	**0**	
2007	0	0	0	**0**	
2008	0	0	0	**0**	
2009	0	0	0	**0**	
2010	0	0	0	**0**	
2011	0	0	0	**0**	
2012	0	0	0	**0**	
2013	0	0	143	**143**	
2014	3,027	908	0	**3,935**	8.13
2015	0	0	0	**0**	
2016	0	0	0	**0**	
2017	0	0	0	**0**	
2018	0	0	0	**0**	
2019	0	0	0	**0**	
Total	**3,027**	**908**	**143**	**4,078**	8.13

Data source: ARCOS (2006-2014) and Defendant Distribution Data (Anda 12/1996 - 1/2015)

Walgreens # 02152 (1/1996 to 12/2017)
DEA: BW2228319
1899 Fillmore St
San Francisco, CA 94115

Walgreen Co Hydrocodone Shipments to Walgreens # 02152

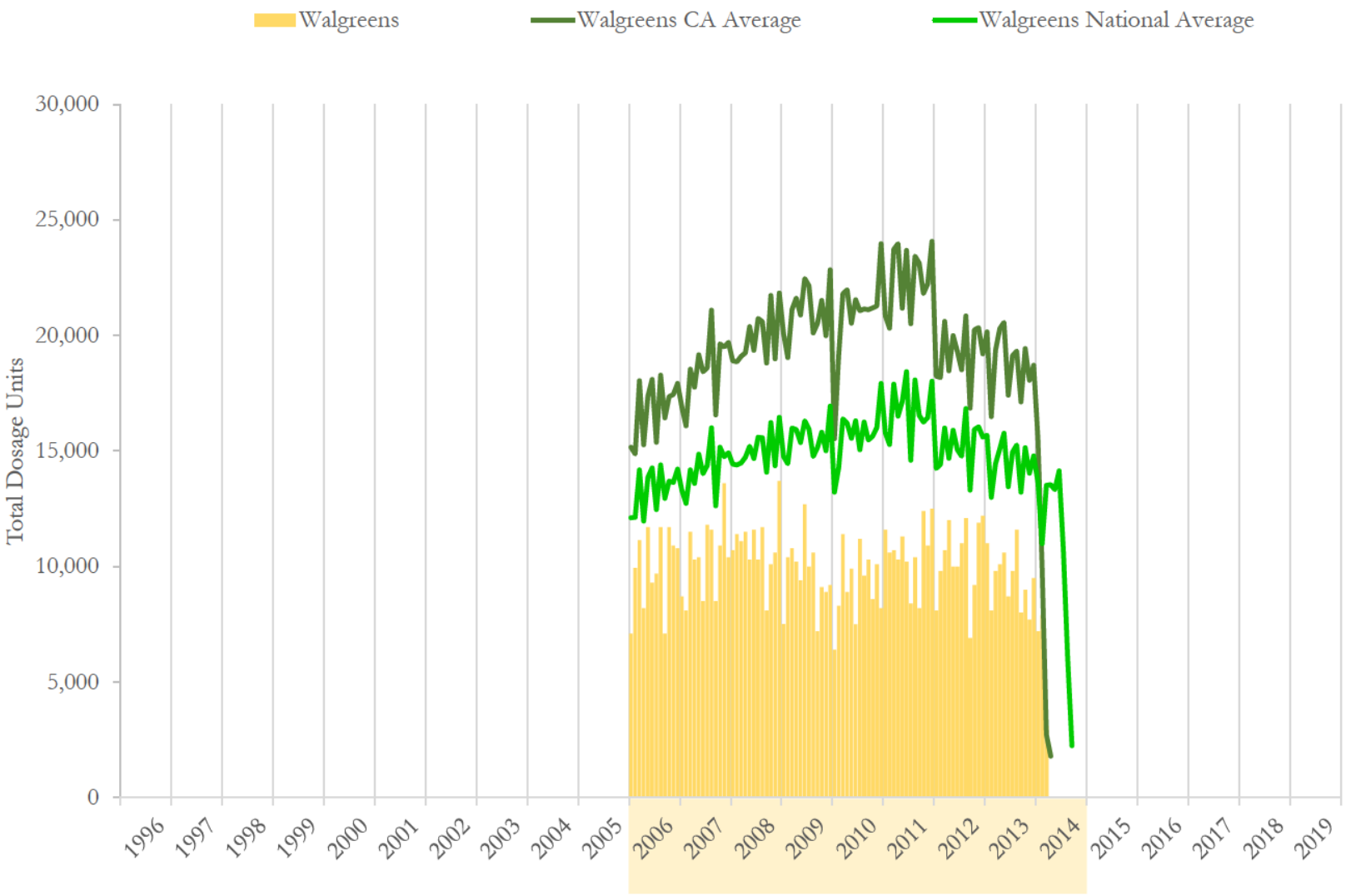

National and state averages reflect hydrocodone shipped from Walgreen Co to all active pharmacies each month.
Data source: ARCOS (2006-2014) and Defendant Distribution Data (Walgreens 1/2006 - 3/2014)

Walgreens # 02152 (1/1996 to 12/2017)
DEA: BW2228319
1899 Fillmore St
San Francisco, CA 94115

Walgreen Co Hydrocodone Shipments to Walgreens # 02152

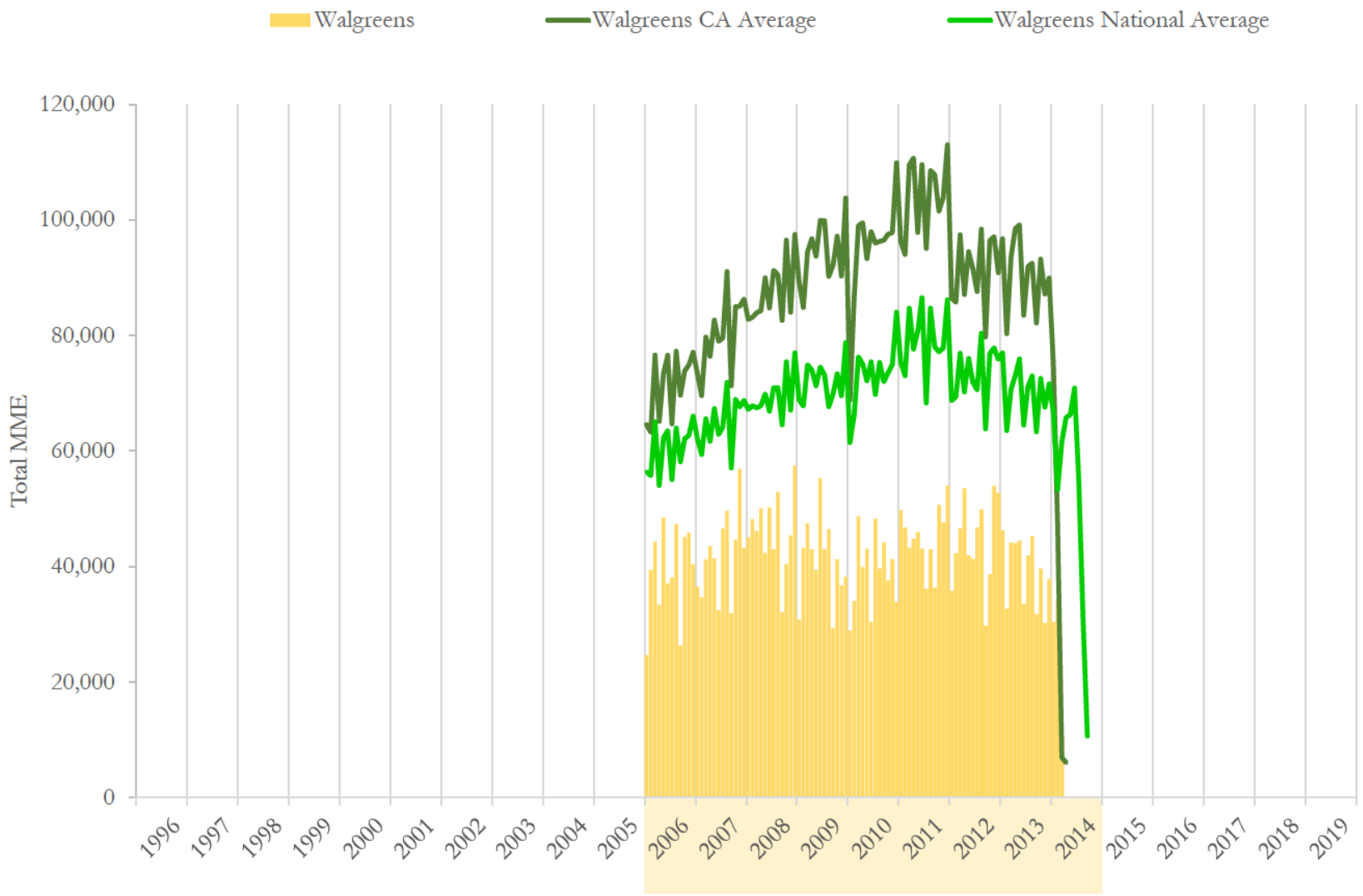

National and state averages reflect hydrocodone shipped from Walgreen Co to all active pharmacies each month.
Data source: ARCOS (2006-2014) and Defendant Distribution Data (Walgreens 1/2006 - 3/2014)

Walgreens # 02152 (1/1996 to 12/2017)
DEA: BW2228319
1899 Fillmore St
San Francisco, CA 94115

Walgreen Co Hydrocodone Shipments to Walgreens # 02152

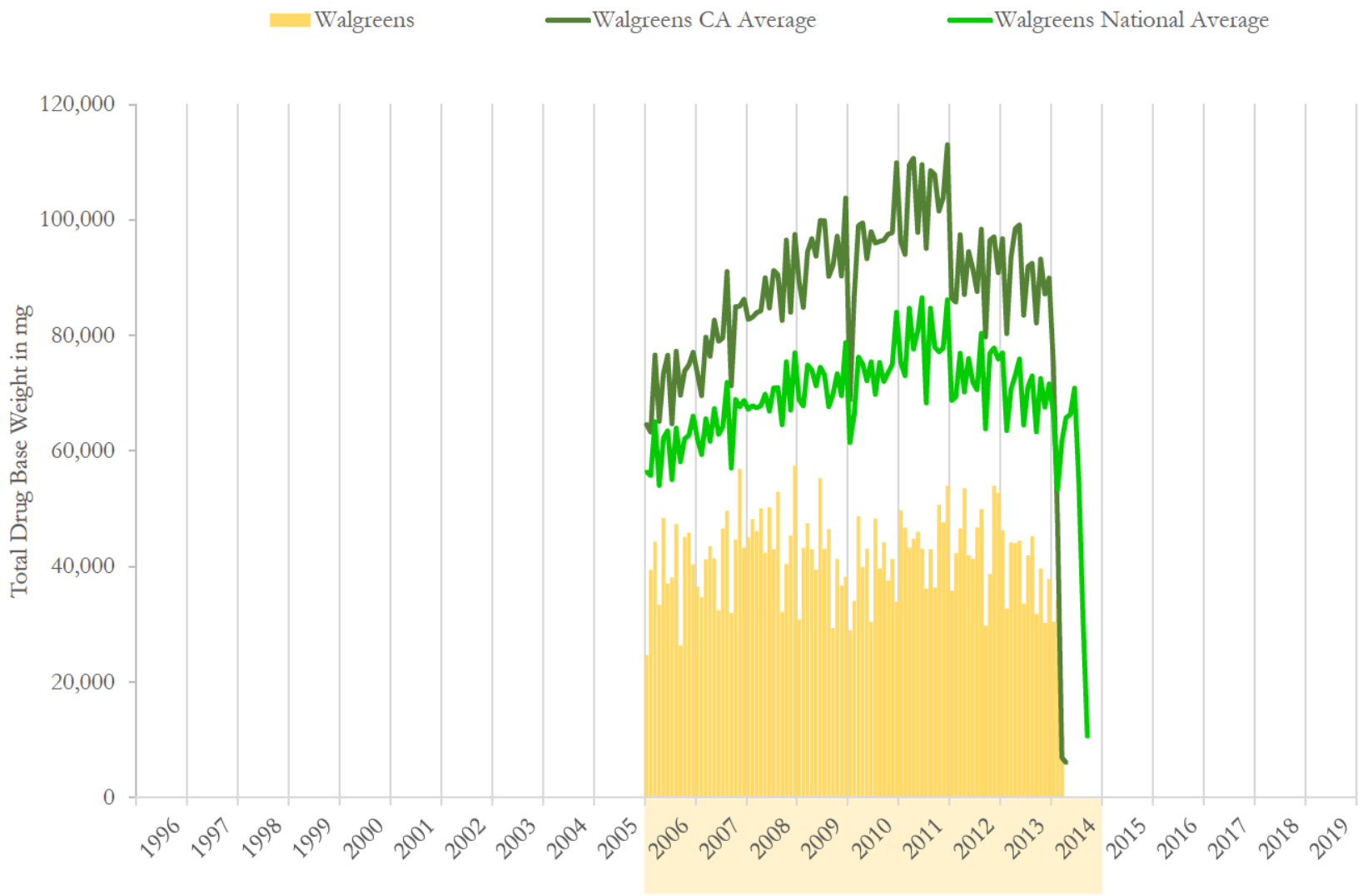

National and state averages reflect hydrocodone shipped from Walgreen Co to all active pharmacies each month.
Data source: ARCOS (2006-2014) and Defendant Distribution Data (Walgreens 1/2006 - 3/2014)

Walgreens # 02152 (1/1996 to 12/2017)
DEA: BW2228319
1899 Fillmore St
San Francisco, CA 94115

Walgreen Co Hydrocodone Shipments to Walgreens # 02152

	Dosage Units		MME		Drug Base Weight in mg	
Date	Walgreens	% Change	Walgreens	% Change	Walgreens	% Change
01/2006	7,100	n/a	24,629	n/a	24,629	n/a
02/2006	9,940	40.0%	39,456	60.2%	39,456	60.2%
03/2006	11,140	12.1%	44,315	12.3%	44,315	12.3%
04/2006	8,200	-26.4%	33,400	-24.6%	33,400	-24.6%
05/2006	11,700	42.7%	48,432	45.0%	48,432	45.0%
06/2006	9,300	-20.5%	37,056	-23.5%	37,056	-23.5%
07/2006	9,700	4.3%	38,099	2.8%	38,099	2.8%
08/2006	11,700	20.6%	47,373	24.3%	47,373	24.3%
09/2006	7,100	-39.3%	26,319	-44.4%	26,319	-44.4%
10/2006	11,700	64.8%	45,070	71.2%	45,070	71.2%
11/2006	10,900	-6.8%	45,859	1.8%	45,859	1.8%
12/2006	10,800	-0.9%	40,386	-11.9%	40,386	-11.9%
01/2007	8,700	-19.4%	36,529	-9.6%	36,529	-9.6%
02/2007	8,100	-6.9%	34,713	-5.0%	34,713	-5.0%
03/2007	11,500	42.0%	41,237	18.8%	41,237	18.8%
04/2007	10,300	-10.4%	43,516	5.5%	43,516	5.5%
05/2007	10,400	1.0%	41,437	-4.8%	41,437	-4.8%
06/2007	8,500	-18.3%	32,451	-21.7%	32,451	-21.7%
07/2007	11,800	38.8%	46,583	43.6%	46,583	43.6%
08/2007	11,600	-1.7%	49,664	6.6%	49,664	6.6%
09/2007	8,500	-26.7%	31,935	-35.7%	31,935	-35.7%
10/2007	10,900	28.2%	44,648	39.8%	44,648	39.8%
11/2007	13,600	24.8%	56,908	27.5%	56,908	27.5%
12/2007	10,400	-23.5%	43,254	-24.0%	43,254	-24.0%

Data source: ARCOS (2006-2014) and Defendant Distribution Data (Walgreens 1/2006 - 3/2014)

Walgreens # 02152 (1/1996 to 12/2017)
DEA: BW2228319
1899 Fillmore St
San Francisco, CA 94115

Walgreen Co Hydrocodone Shipments to Walgreens # 02152

	Dosage Units		MME		Drug Base Weight in mg	
Date	Walgreens	% Change	Walgreens	% Change	Walgreens	% Change
01/2008	10,700	2.9%	45,045	4.1%	45,045	4.1%
02/2008	11,400	6.5%	48,208	7.0%	48,208	7.0%
03/2008	11,100	-2.6%	46,105	-4.4%	46,105	-4.4%
04/2008	11,500	3.6%	50,064	8.6%	50,064	8.6%
05/2008	10,300	-10.4%	42,378	-15.4%	42,378	-15.4%
06/2008	11,600	12.6%	50,208	18.5%	50,208	18.5%
07/2008	10,300	-11.2%	42,983	-14.4%	42,983	-14.4%
08/2008	11,700	13.6%	52,948	23.2%	52,948	23.2%
09/2008	8,100	-30.8%	32,086	-39.4%	32,086	-39.4%
10/2008	10,100	24.7%	40,410	25.9%	40,410	25.9%
11/2008	10,600	5.0%	45,381	12.3%	45,381	12.3%
12/2008	13,700	29.2%	57,472	26.6%	57,472	26.6%
01/2009	7,520	-45.1%	30,829	-46.4%	30,829	-46.4%
02/2009	10,400	38.3%	43,246	40.3%	43,246	40.3%
03/2009	10,800	3.8%	47,483	9.8%	47,483	9.8%
04/2009	10,200	-5.6%	42,959	-9.5%	42,959	-9.5%
05/2009	9,400	-7.8%	39,421	-8.2%	39,421	-8.2%
06/2009	12,700	35.1%	55,321	40.3%	55,321	40.3%
07/2009	10,000	-21.3%	43,078	-22.1%	43,078	-22.1%
08/2009	10,600	6.0%	46,464	7.9%	46,464	7.9%
09/2009	7,200	-32.1%	29,362	-36.8%	29,362	-36.8%
10/2009	9,100	26.4%	41,302	40.7%	41,302	40.7%
11/2009	8,900	-2.2%	36,737	-11.1%	36,737	-11.1%
12/2009	9,200	3.4%	38,218	4.0%	38,218	4.0%

Data source: ARCOS (2006-2014) and Defendant Distribution Data (Walgreens 1/2006 - 3/2014)

Walgreen Co Hydrocodone Shipments to Walgreens # 02152

	Dosage Units		MME		Drug Base Weight in mg	
Date	Walgreens	% Change	Walgreens	% Change	Walgreens	% Change
01/2010	6,400	-30.4%	28,900	-24.4%	28,900	-24.4%
02/2010	8,300	29.7%	34,029	17.7%	34,029	17.7%
03/2010	11,400	37.3%	48,727	43.2%	48,727	43.2%
04/2010	8,900	-21.9%	39,924	-18.1%	39,924	-18.1%
05/2010	9,900	11.2%	43,102	8.0%	43,102	8.0%
06/2010	7,500	-24.2%	30,421	-29.4%	30,421	-29.4%
07/2010	11,200	49.3%	48,273	58.7%	48,273	58.7%
08/2010	9,600	-14.3%	39,637	-17.9%	39,637	-17.9%
09/2010	10,300	7.3%	44,162	11.4%	44,162	11.4%
10/2010	8,600	-16.5%	37,535	-15.0%	37,535	-15.0%
11/2010	10,100	17.4%	41,270	10.0%	41,270	10.0%
12/2010	8,200	-18.8%	33,862	-18.0%	33,862	-18.0%
01/2011	11,600	41.5%	49,745	46.9%	49,745	46.9%
02/2011	10,600	-8.6%	46,735	-6.1%	46,735	-6.1%
03/2011	10,700	0.9%	43,270	-7.4%	43,270	-7.4%
04/2011	10,300	-3.7%	44,767	3.5%	44,767	3.5%
05/2011	11,300	9.7%	46,010	2.8%	46,010	2.8%
06/2011	10,200	-9.7%	43,110	-6.3%	43,110	-6.3%
07/2011	8,400	-17.6%	36,148	-16.1%	36,148	-16.1%
08/2011	10,400	23.8%	42,959	18.8%	42,959	18.8%
09/2011	8,200	-21.2%	36,324	-15.4%	36,324	-15.4%
10/2011	12,400	51.2%	50,686	39.5%	50,686	39.5%
11/2011	10,900	-12.1%	47,635	-6.0%	47,635	-6.0%
12/2011	12,500	14.7%	54,016	13.4%	54,016	13.4%

Data source: ARCOS (2006-2014) and Defendant Distribution Data (Walgreens 1/2006 - 3/2014)

Walgreens # 02152 (1/1996 to 12/2017)
DEA: BW2228319
1899 Fillmore St
San Francisco, CA 94115

Walgreen Co Hydrocodone Shipments to Walgreens # 02152

	Dosage Units		MME		Drug Base Weight in mg	
Date	Walgreens	% Change	Walgreens	% Change	Walgreens	% Change
01/2012	8,100	-35.2%	35,805	-33.7%	35,805	-33.7%
02/2012	9,800	21.0%	42,346	18.3%	42,346	18.3%
03/2012	10,700	9.2%	46,600	10.0%	46,600	10.0%
04/2012	12,000	12.1%	53,554	14.9%	53,554	14.9%
05/2012	10,000	-16.7%	41,883	-21.8%	41,883	-21.8%
06/2012	10,000	0.0%	41,319	-1.3%	41,319	-1.3%
07/2012	11,000	10.0%	46,767	13.2%	46,767	13.2%
08/2012	12,100	10.0%	49,913	6.7%	49,913	6.7%
09/2012	6,900	-43.0%	29,775	-40.3%	29,775	-40.3%
10/2012	9,200	33.3%	38,705	30.0%	38,705	30.0%
11/2012	11,900	29.3%	53,999	39.5%	53,999	39.5%
12/2012	12,200	2.5%	52,805	-2.2%	52,805	-2.2%
01/2013	11,000	-9.8%	46,281	-12.4%	46,281	-12.4%
02/2013	8,100	-26.4%	32,692	-29.4%	32,692	-29.4%
03/2013	9,800	21.0%	44,162	35.1%	44,162	35.1%
04/2013	10,100	3.1%	44,002	-0.4%	44,002	-0.4%
05/2013	10,600	5.0%	44,489	1.1%	44,489	1.1%
06/2013	8,700	-17.9%	33,575	-24.5%	33,575	-24.5%
07/2013	9,800	12.6%	41,916	24.8%	41,916	24.8%
08/2013	11,600	18.4%	45,254	8.0%	45,254	8.0%
09/2013	8,000	-31.0%	31,767	-29.8%	31,767	-29.8%
10/2013	9,000	12.5%	39,654	24.8%	39,654	24.8%
11/2013	7,700	-14.4%	30,254	-23.7%	30,254	-23.7%
12/2013	9,500	23.4%	37,821	25.0%	37,821	25.0%

Data source: ARCOS (2006-2014) and Defendant Distribution Data (Walgreens 1/2006 - 3/2014)

Walgreen Co Hydrocodone Shipments to Walgreens # 02152

	Dosage Units		MME		Drug Base Weight in mg	
Date	Walgreens	% Change	Walgreens	% Change	Walgreens	% Change
01/2014	7,200	-24.2%	30,413	-19.6%	30,413	-19.6%
02/2014	7,900	9.7%	34,189	12.4%	34,189	12.4%
03/2014	3,100	-60.8%	11,040	-67.7%	11,040	-67.7%
04/2014	0	-100.0%	0	-100.0%	0	-100.0%
05/2014	0	n/a	0	n/a	0	n/a
06/2014	0	n/a	0	n/a	0	n/a
07/2014	0	n/a	0	n/a	0	n/a
08/2014	0	n/a	0	n/a	0	n/a
09/2014	0	n/a	0	n/a	0	n/a
10/2014	0	n/a	0	n/a	0	n/a
11/2014	0	n/a	0	n/a	0	n/a
12/2014	0	n/a	0	n/a	0	n/a
01/2015	0	n/a	0	n/a	0	n/a
02/2015	0	n/a	0	n/a	0	n/a
03/2015	0	n/a	0	n/a	0	n/a
04/2015	0	n/a	0	n/a	0	n/a
05/2015	0	n/a	0	n/a	0	n/a
06/2015	0	n/a	0	n/a	0	n/a
07/2015	0	n/a	0	n/a	0	n/a
08/2015	0	n/a	0	n/a	0	n/a
09/2015	0	n/a	0	n/a	0	n/a
10/2015	0	n/a	0	n/a	0	n/a
11/2015	0	n/a	0	n/a	0	n/a
12/2015	0	n/a	0	n/a	0	n/a

Data source: ARCOS (2006-2014) and Defendant Distribution Data (Walgreens 1/2006 - 3/2014)

Walgreen Co Hydrocodone Shipments to Walgreens # 02152

	Dosage Units		MME		Drug Base Weight in mg	
Date	Walgreens	% Change	Walgreens	% Change	Walgreens	% Change
1996	0		0		0	
1997	0	n/a	0	n/a	0	n/a
1998	0	n/a	0	n/a	0	n/a
1999	0	n/a	0	n/a	0	n/a
2000	0	n/a	0	n/a	0	n/a
2001	0	n/a	0	n/a	0	n/a
2002	0	n/a	0	n/a	0	n/a
2003	0	n/a	0	n/a	0	n/a
2004	0	n/a	0	n/a	0	n/a
2005	0	n/a	0	n/a	0	n/a
2006	119,280	n/a	470,394	n/a	470,394	n/a
2007	124,300	4.2%	502,875	6.9%	502,875	6.9%
2008	131,100	5.5%	553,289	10.0%	553,289	10.0%
2009	116,020	-11.5%	494,421	-10.6%	494,421	-10.6%
2010	110,400	-4.8%	469,841	-5.0%	469,841	-5.0%
2011	127,500	15.5%	541,406	15.2%	541,406	15.2%
2012	123,900	-2.8%	533,470	-1.5%	533,470	-1.5%
2013	113,900	-8.1%	471,866	-11.5%	471,866	-11.5%
2014	18,200	-84.0%	75,643	-84.0%	75,643	-84.0%
2015	0	-100.0%	0	-100.0%	0	-100.0%
2016	0	n/a	0	n/a	0	n/a
2017	0	n/a	0	n/a	0	n/a
2018	0	n/a	0	n/a	0	n/a
2019	0	n/a	0	n/a	0	n/a
Total	**984,600**		**4,113,205**		**4,113,205**	

Data source: ARCOS (2006-2014) and Defendant Distribution Data (Walgreens 1/2006 - 3/2014)

Walgreens # 02152 (1/1996 to 12/2017)
DEA: BW2228319
1899 Fillmore St
San Francisco, CA 94115

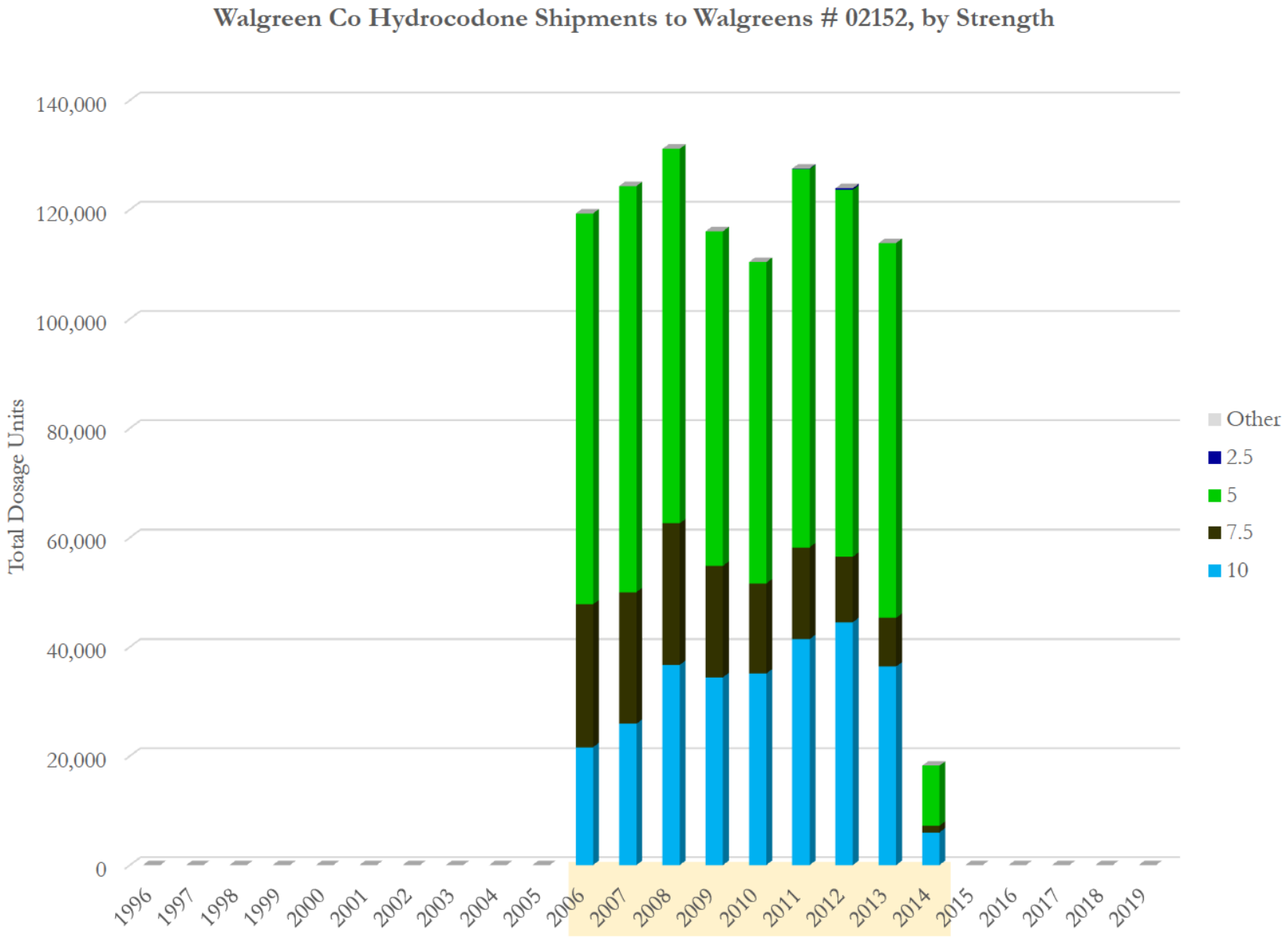

Data source: ARCOS (2006-2014) and Defendant Distribution Data (Walgreens 1/2006 - 3/2014)

Walgreens # 02152 (1/1996 to 12/2017)
DEA: BW2228319
1899 Fillmore St
San Francisco, CA 94115

Walgreen Co Hydrocodone Shipments to Walgreens # 02152, by Strength

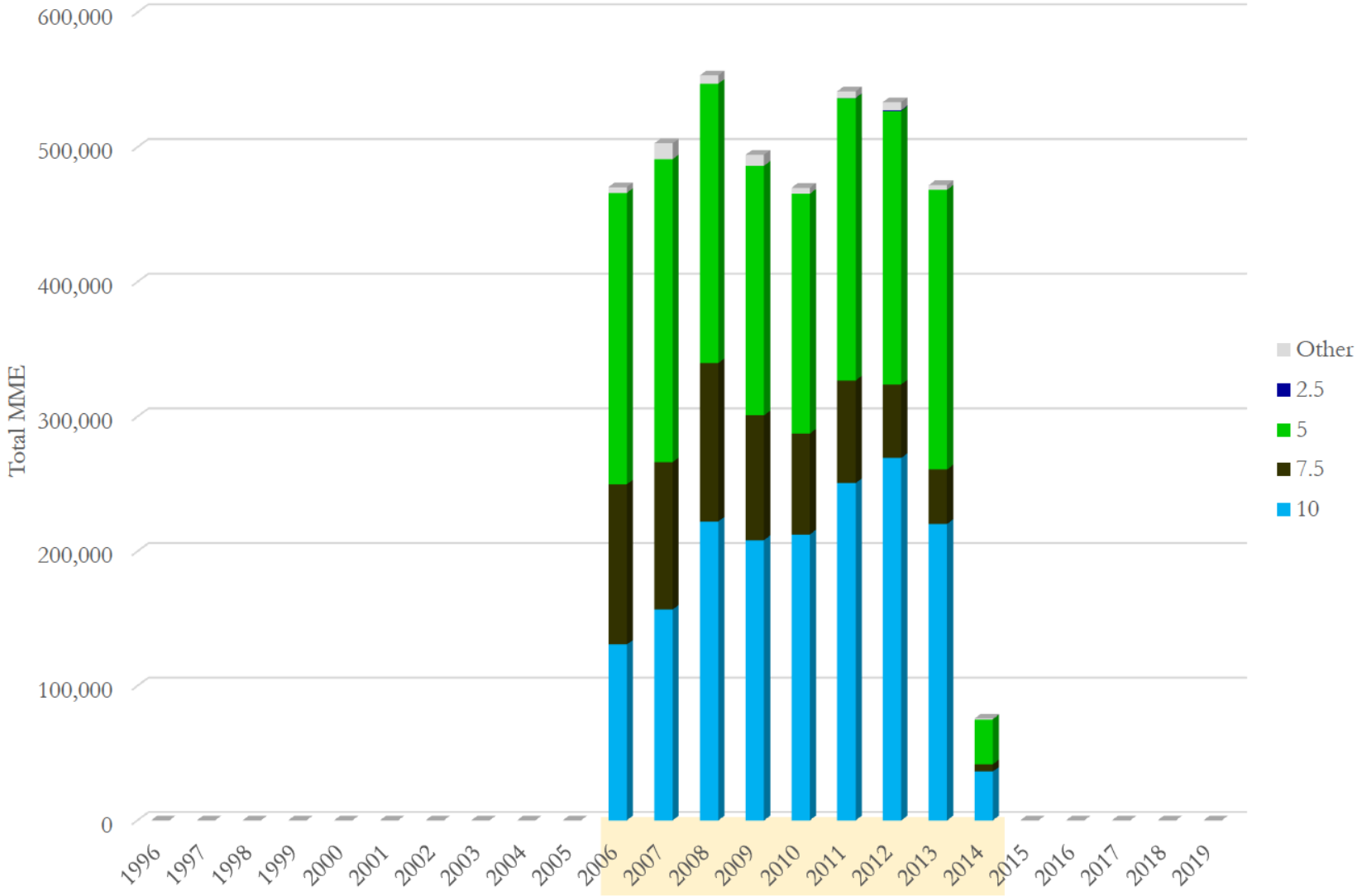

Data source: ARCOS (2006-2014) and Defendant Distribution Data (Walgreens 1/2006 - 3/2014)

Walgreens # 02152 (1/1996 to 12/2017)
DEA: BW2228319
1899 Fillmore St
San Francisco, CA 94115

Walgreen Co Hydrocodone Shipments to Walgreens # 02152, by Strength

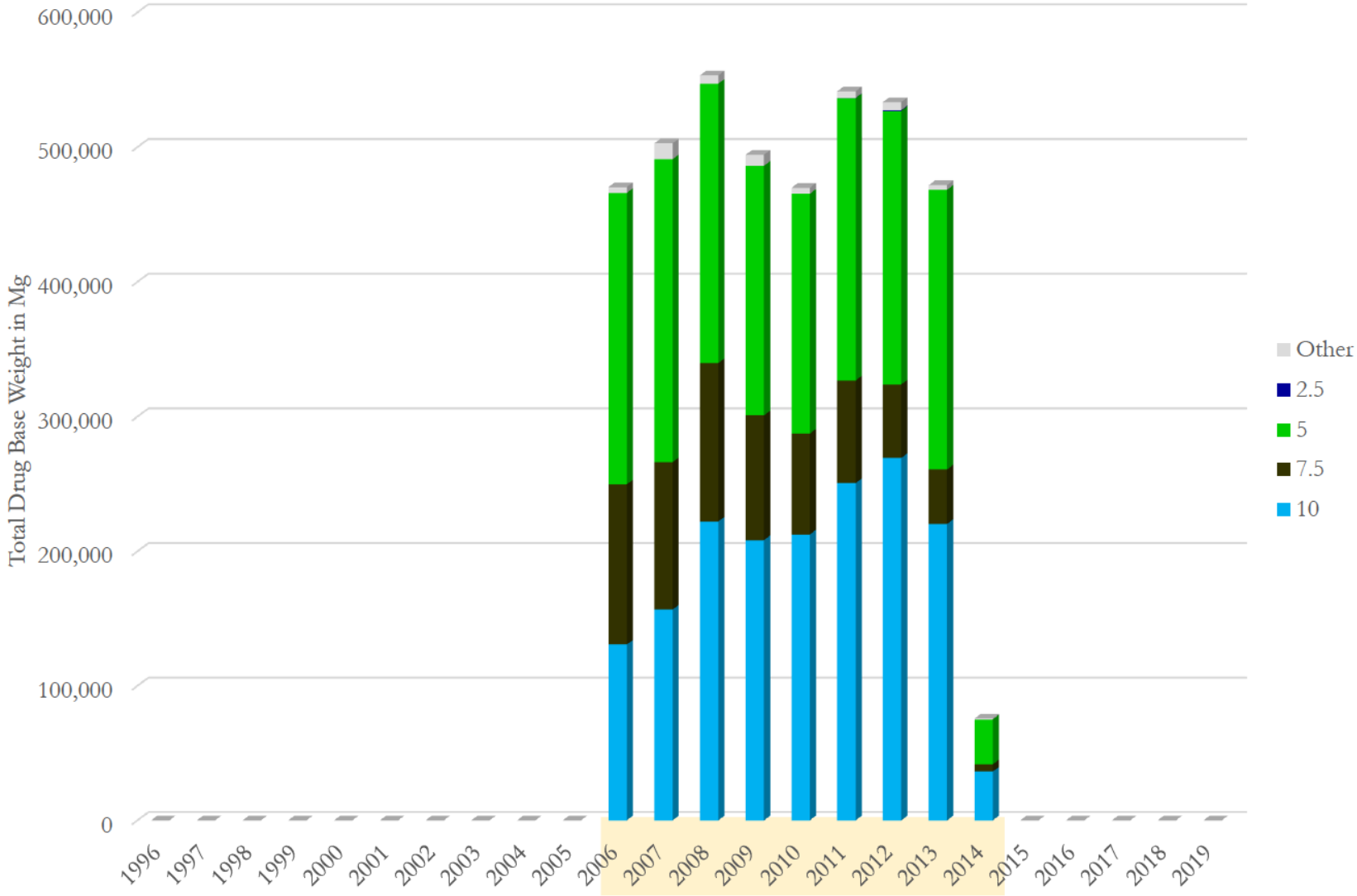

Data source: ARCOS (2006-2014) and Defendant Distribution Data (Walgreens 1/2006 - 3/2014)

Walgreens # 02152 (1/1996 to 12/2017)
DEA: BW2228319
1899 Fillmore St
San Francisco, CA 94115

Walgreen Co Hydrocodone Shipments to Walgreens # 02152, by Strength
(Total Dosage Units)

Strength Year\	10	7.5	5	2.5	Other	Total	Avg. Str
1996	0	0	0	0	0	**0**	
1997	0	0	0	0	0	**0**	
1998	0	0	0	0	0	**0**	
1999	0	0	0	0	0	**0**	
2000	0	0	0	0	0	**0**	
2001	0	0	0	0	0	**0**	
2002	0	0	0	0	0	**0**	
2003	0	0	0	0	0	**0**	
2004	0	0	0	0	0	**0**	
2005	0	0	0	0	0	**0**	
2006	21,600	26,200	71,480	0	0	**119,280**	6.45
2007	25,900	24,100	74,300	0	0	**124,300**	6.53
2008	36,700	25,900	68,500	0	0	**131,100**	6.89
2009	34,420	20,400	61,200	0	0	**116,020**	6.92
2010	35,100	16,500	58,800	0	0	**110,400**	6.96
2011	41,400	16,800	69,200	100	0	**127,500**	6.95
2012	44,500	12,000	67,100	300	0	**123,900**	7.03
2013	36,400	8,900	68,600	0	0	**113,900**	6.79
2014	6,000	1,200	11,000	0	0	**18,200**	6.81
2015	0	0	0	0	0	**0**	
2016	0	0	0	0	0	**0**	
2017	0	0	0	0	0	**0**	
2018	0	0	0	0	0	**0**	
2019	0	0	0	0	0	**0**	
Total	**282,020**	**152,000**	**550,180**	**400**	**0**	**984,600**	6.82

Data source: ARCOS (2006-2014) and Defendant Distribution Data (Walgreens 1/2006 - 3/2014)

Walgreens # 02152 (1/1996 to 12/2017)
DEA: BW2228319
1899 Fillmore St
San Francisco, CA 94115

Walgreen Co Hydrocodone Shipments to Walgreens # 02152, by Strength (Total MME)

Strength Year\	10	7.5	5	2.5	Other	Total	Avg. Str
1996	0	0	0	0	0	**0**	
1997	0	0	0	0	0	**0**	
1998	0	0	0	0	0	**0**	
1999	0	0	0	0	0	**0**	
2000	0	0	0	0	0	**0**	
2001	0	0	0	0	0	**0**	
2002	0	0	0	0	0	**0**	
2003	0	0	0	0	0	**0**	
2004	0	0	0	0	0	**0**	
2005	0	0	0	0	0	**0**	
2006	130,766	118,961	216,370	0	4,296	**470,394**	6.45
2007	156,799	109,426	224,906	0	11,745	**502,875**	6.53
2008	222,182	117,599	207,350	0	6,158	**553,289**	6.89
2009	208,379	92,626	185,252	0	8,164	**494,421**	6.92
2010	212,495	74,918	177,988	0	4,440	**469,841**	6.96
2011	250,636	76,280	209,468	151	4,870	**541,406**	6.95
2012	269,403	54,486	203,112	454	6,016	**533,470**	7.03
2013	220,366	40,410	207,652	0	3,438	**471,866**	6.79
2014	36,324	5,449	33,297	0	573	**75,643**	6.81
2015	0	0	0	0	0	**0**	
2016	0	0	0	0	0	**0**	
2017	0	0	0	0	0	**0**	
2018	0	0	0	0	0	**0**	
2019	0	0	0	0	0	**0**	
Total	**1,707,349**	**690,156**	**1,665,395**	**605**	**49,700**	**4,113,205**	6.82

Data source: ARCOS (2006-2014) and Defendant Distribution Data (Walgreens 1/2006 - 3/2014)

Walgreens # 02152 (1/1996 to 12/2017)
DEA: BW2228319
1899 Fillmore St
San Francisco, CA 94115

Walgreen Co Hydrocodone Shipments to Walgreens # 02152, by Strength
(Total Drug Base Weight in Milligram)

Strength Year\	10	7.5	5	2.5	Other	Total	Avg. Str
1996	0	0	0	0	0	**0**	
1997	0	0	0	0	0	**0**	
1998	0	0	0	0	0	**0**	
1999	0	0	0	0	0	**0**	
2000	0	0	0	0	0	**0**	
2001	0	0	0	0	0	**0**	
2002	0	0	0	0	0	**0**	
2003	0	0	0	0	0	**0**	
2004	0	0	0	0	0	**0**	
2005	0	0	0	0	0	**0**	
2006	130,766	118,961	216,370	0	4,296	**470,394**	6.45
2007	156,799	109,426	224,906	0	11,745	**502,875**	6.53
2008	222,182	117,599	207,350	0	6,158	**553,289**	6.89
2009	208,379	92,626	185,252	0	8,164	**494,421**	6.92
2010	212,495	74,918	177,988	0	4,440	**469,841**	6.96
2011	250,636	76,280	209,468	151	4,870	**541,406**	6.95
2012	269,403	54,486	203,112	454	6,016	**533,470**	7.03
2013	220,366	40,410	207,652	0	3,438	**471,866**	6.79
2014	36,324	5,449	33,297	0	573	**75,643**	6.81
2015	0	0	0	0	0	**0**	
2016	0	0	0	0	0	**0**	
2017	0	0	0	0	0	**0**	
2018	0	0	0	0	0	**0**	
2019	0	0	0	0	0	**0**	
Total	**1,707,349**	**690,156**	**1,665,395**	**605**	**49,700**	**4,113,205**	6.82

Data source: ARCOS (2006-2014) and Defendant Distribution Data (Walgreens 1/2006 - 3/2014)

Walgreens # 00887 (1/1996 to 12/2017)
DEA: AW0572710
1524 Polk Street
San Francisco, CA 94109

Walgreen Co Oxycodone Shipments to Walgreens # 00887

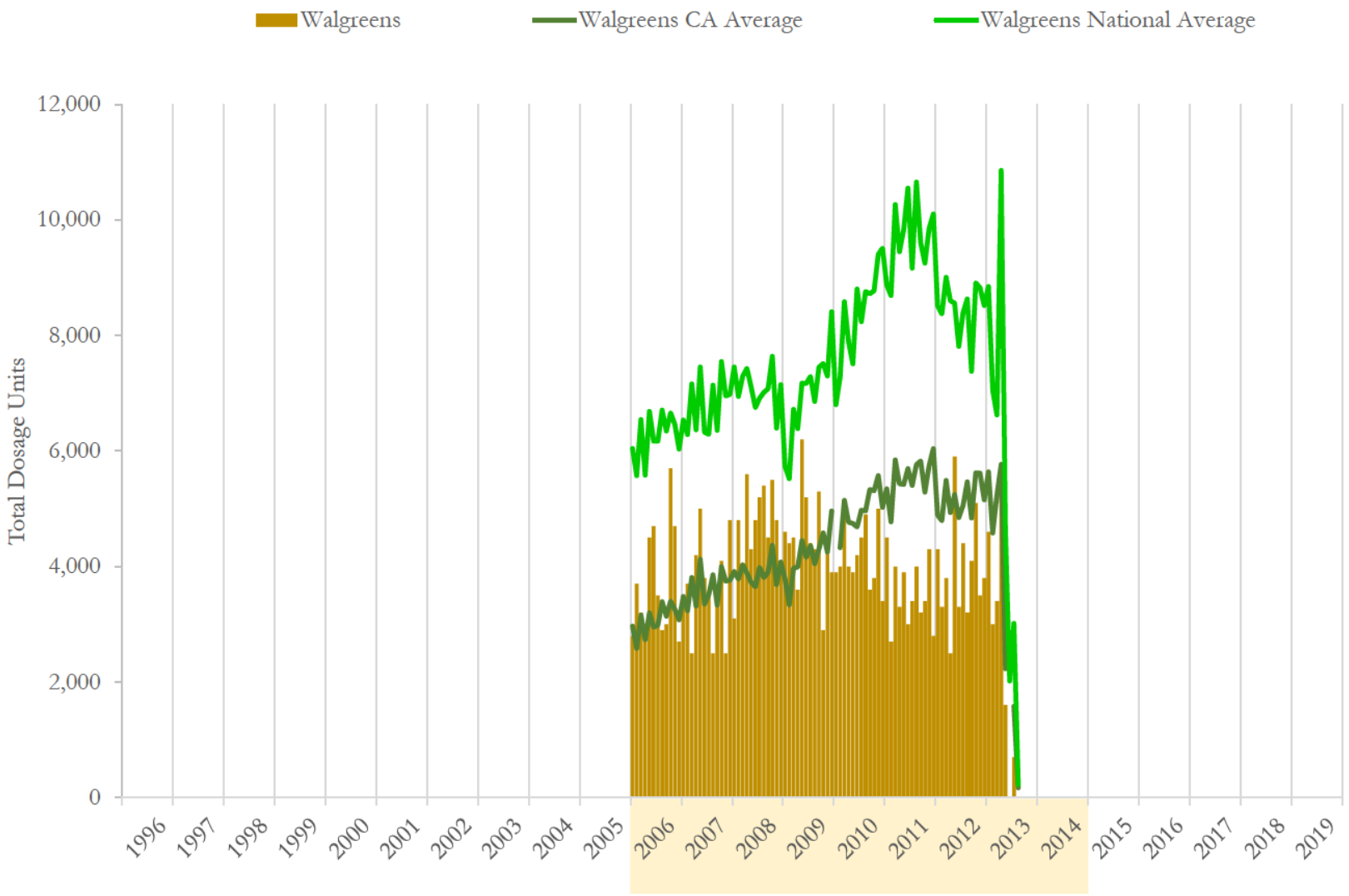

National and state averages reflect oxycodone shipped from Walgreen Co to all active pharmacies each month.
Data source: ARCOS (2006-2014) and Defendant Distribution Data (Walgreens 1/2006 - 3/2014)

Walgreens # 00887 (1/1996 to 12/2017)
DEA: AW0572710
1524 Polk Street
San Francisco, CA 94109

Walgreen Co Oxycodone Shipments to Walgreens # 00887

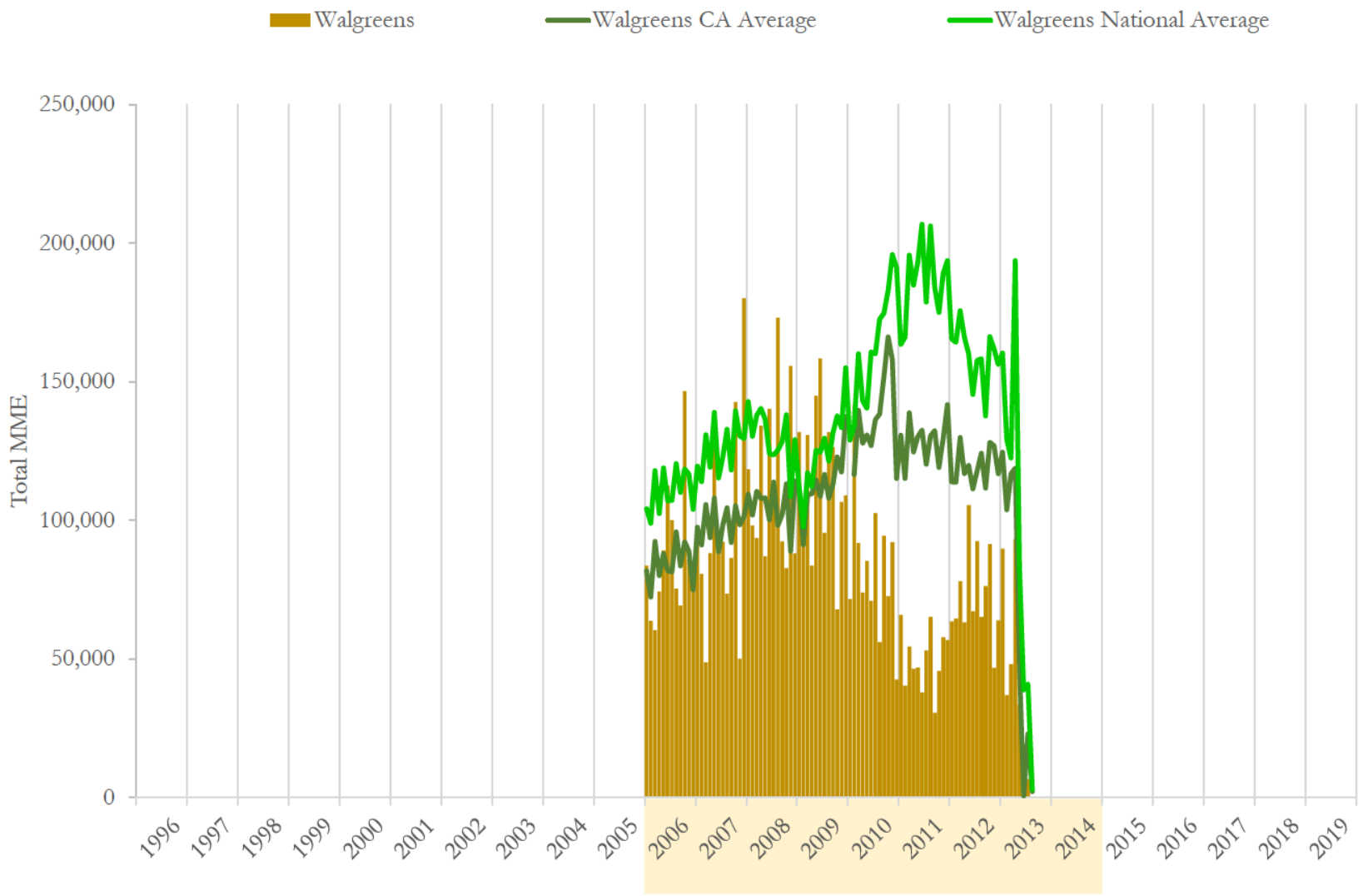

National and state averages reflect oxycodone shipped from Walgreen Co to all active pharmacies each month.
Data source: ARCOS (2006-2014) and Defendant Distribution Data (Walgreens 1/2006 - 3/2014)

Walgreens # 00887 (1/1996 to 12/2017)
DEA: AW0572710
1524 Polk Street
San Francisco, CA 94109

Walgreen Co Oxycodone Shipments to Walgreens # 00887

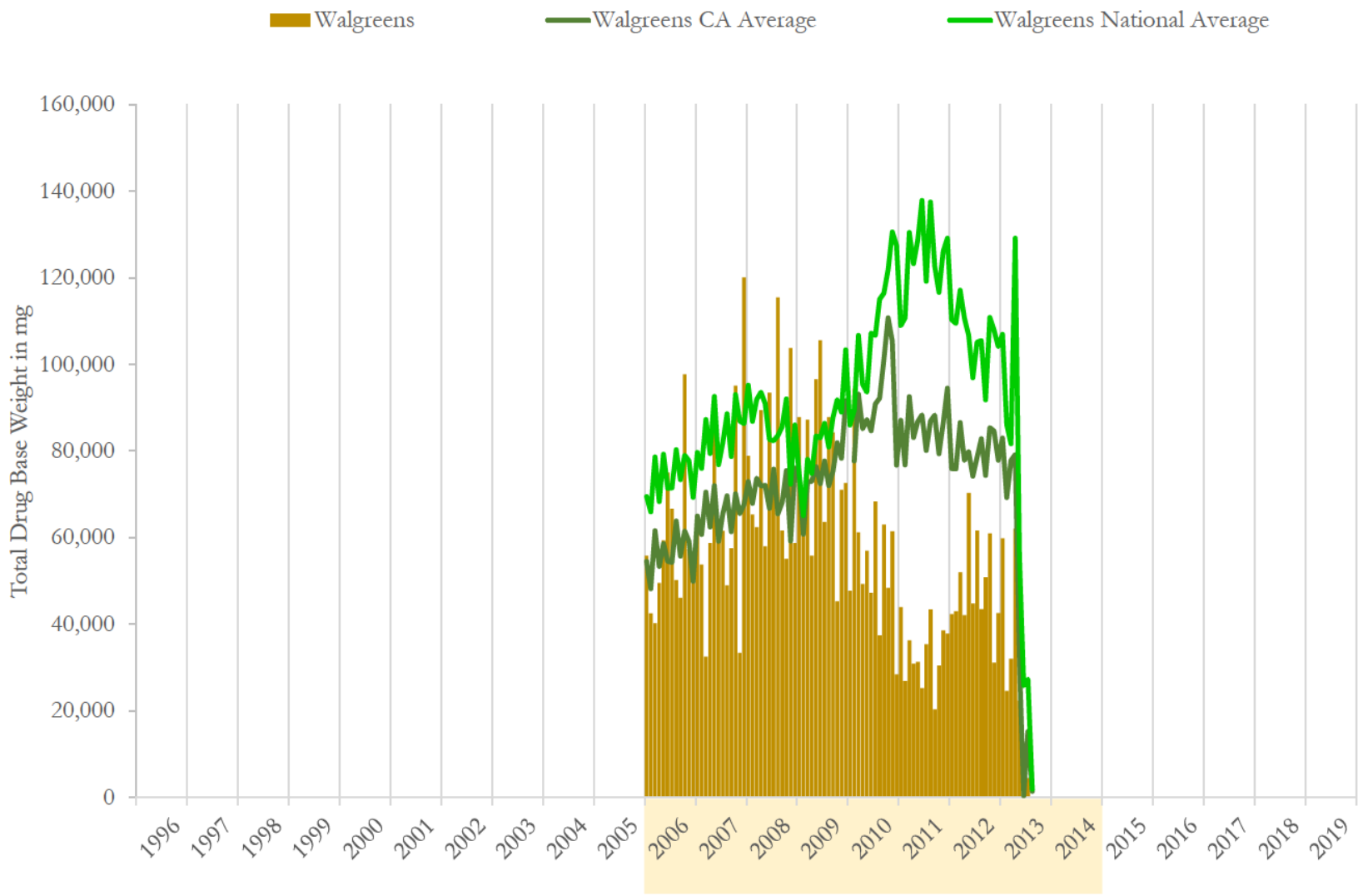

National and state averages reflect oxycodone shipped from Walgreen Co to all active pharmacies each month.
Data source: ARCOS (2006-2014) and Defendant Distribution Data (Walgreens 1/2006 - 3/2014)

Walgreens # 00887 (1/1996 to 12/2017)
DEA: AW0572710
1524 Polk Street
San Francisco, CA 94109

Walgreen Co Oxycodone Shipments to Walgreens # 00887

	Dosage Units		MME		Drug Base Weight in mg	
Date	Walgreens	% Change	Walgreens	% Change	Walgreens	% Change
01/2006	2,800	n/a	83,711	n/a	55,807	n/a
02/2006	3,700	32.1%	63,741	-23.9%	42,494	-23.9%
03/2006	3,200	-13.5%	60,379	-5.3%	40,253	-5.3%
04/2006	2,700	-15.6%	74,297	23.1%	49,532	23.1%
05/2006	4,500	66.7%	89,090	19.9%	59,393	19.9%
06/2006	4,700	4.4%	112,556	26.3%	75,037	26.3%
07/2006	3,500	-25.5%	100,049	-11.1%	66,700	-11.1%
08/2006	2,900	-17.1%	75,306	-24.7%	50,204	-24.7%
09/2006	3,000	3.4%	69,187	-8.1%	46,125	-8.1%
10/2006	5,700	90.0%	146,578	111.9%	97,719	111.9%
11/2006	4,700	-17.5%	85,974	-41.3%	57,316	-41.3%
12/2006	2,700	-42.6%	84,383	-1.9%	56,255	-1.9%
01/2007	3,500	29.6%	93,852	11.2%	62,568	11.2%
02/2007	3,700	5.7%	80,685	-14.0%	53,790	-14.0%
03/2007	2,500	-32.4%	48,774	-39.6%	32,516	-39.6%
04/2007	4,200	68.0%	88,137	80.7%	58,758	80.7%
05/2007	5,000	19.0%	129,768	47.2%	86,512	47.2%
06/2007	3,800	-24.0%	95,524	-26.4%	63,683	-26.4%
07/2007	3,500	-7.9%	92,312	-3.4%	61,541	-3.4%
08/2007	2,500	-28.6%	73,538	-20.3%	49,025	-20.3%
09/2007	3,400	36.0%	86,400	17.5%	57,600	17.5%
10/2007	4,100	20.6%	142,599	65.0%	95,066	65.0%
11/2007	2,500	-39.0%	50,119	-64.9%	33,412	-64.9%
12/2007	4,800	92.0%	180,089	259.3%	120,059	259.3%

Data source: ARCOS (2006-2014) and Defendant Distribution Data (Walgreens 1/2006 - 3/2014)

Walgreens # 00887 (1/1996 to 12/2017)
DEA: AW0572710
1524 Polk Street
San Francisco, CA 94109

Walgreen Co Oxycodone Shipments to Walgreens # 00887

	Dosage Units		MME		Drug Base Weight in mg	
Date	Walgreens	% Change	Walgreens	% Change	Walgreens	% Change
01/2008	3,100	-35.4%	118,385	-34.3%	78,923	-34.3%
02/2008	4,800	54.8%	98,065	-17.2%	65,377	-17.2%
03/2008	4,000	-16.7%	93,601	-4.6%	62,401	-4.6%
04/2008	5,600	40.0%	134,131	43.3%	89,421	43.3%
05/2008	4,300	-23.2%	87,018	-35.1%	58,012	-35.1%
06/2008	4,800	11.6%	140,190	61.1%	93,460	61.1%
07/2008	5,200	8.3%	111,950	-20.1%	74,634	-20.1%
08/2008	5,400	3.8%	173,137	54.7%	115,424	54.7%
09/2008	4,500	-16.7%	92,384	-46.6%	61,590	-46.6%
10/2008	5,500	22.2%	82,702	-10.5%	55,135	-10.5%
11/2008	4,800	-12.7%	155,655	88.2%	103,770	88.2%
12/2008	4,100	-14.6%	88,081	-43.4%	58,721	-43.4%
01/2009	4,600	12.2%	131,786	49.6%	87,857	49.6%
02/2009	4,400	-4.3%	107,244	-18.6%	71,496	-18.6%
03/2009	4,500	2.3%	130,777	21.9%	87,185	21.9%
04/2009	3,600	-20.0%	83,711	-36.0%	55,807	-36.0%
05/2009	6,200	72.2%	144,897	73.1%	96,598	73.1%
06/2009	5,200	-16.1%	158,344	9.3%	105,563	9.3%
07/2009	4,400	-15.4%	95,477	-39.7%	63,652	-39.7%
08/2009	4,300	-2.3%	131,718	38.0%	87,812	38.0%
09/2009	5,300	23.3%	126,407	-4.0%	84,271	-4.0%
10/2009	2,900	-45.3%	67,910	-46.3%	45,273	-46.3%
11/2009	4,300	48.3%	106,571	56.9%	71,048	56.9%
12/2009	3,900	-9.3%	108,925	2.2%	72,617	2.2%

Data source: ARCOS (2006-2014) and Defendant Distribution Data (Walgreens 1/2006 - 3/2014)

Walgreens # 00887 (1/1996 to 12/2017)
DEA: AW0572710
1524 Polk Street
San Francisco, CA 94109

Walgreen Co Oxycodone Shipments to Walgreens # 00887

	Dosage Units		MME		Drug Base Weight in mg	
Date	Walgreens	% Change	Walgreens	% Change	Walgreens	% Change
01/2010	3,900	0.0%	71,608	-34.3%	47,739	-34.3%
02/2010	4,000	2.6%	141,535	97.7%	94,357	97.7%
03/2010	4,900	22.5%	91,779	-35.2%	61,186	-35.2%
04/2010	4,000	-18.4%	73,961	-19.4%	49,308	-19.4%
05/2010	3,900	-2.5%	85,392	15.5%	56,928	15.5%
06/2010	4,200	7.7%	70,936	-16.9%	47,290	-16.9%
07/2010	4,500	7.1%	102,537	44.5%	68,358	44.5%
08/2010	4,900	8.9%	56,143	-45.2%	37,429	-45.2%
09/2010	3,600	-26.5%	94,469	68.3%	62,979	68.3%
10/2010	3,800	5.6%	72,617	-23.1%	48,411	-23.1%
11/2010	5,000	31.6%	92,115	26.9%	61,410	26.9%
12/2010	3,400	-32.0%	42,629	-53.7%	28,419	-53.7%
01/2011	4,500	32.4%	65,893	54.6%	43,929	54.6%
02/2011	2,700	-40.0%	40,343	-38.8%	26,895	-38.8%
03/2011	4,000	48.1%	54,462	35.0%	36,308	35.0%
04/2011	3,300	-17.5%	46,394	-14.8%	30,929	-14.8%
05/2011	3,900	18.2%	46,932	1.2%	31,288	1.2%
06/2011	3,000	-23.1%	37,922	-19.2%	25,281	-19.2%
07/2011	3,400	13.3%	53,050	39.9%	35,367	39.9%
08/2011	4,000	17.6%	65,153	22.8%	43,435	22.8%
09/2011	3,200	-20.0%	30,593	-53.0%	20,395	-53.0%
10/2011	3,400	6.3%	45,722	49.5%	30,481	49.5%
11/2011	4,300	26.5%	57,824	26.5%	38,550	26.5%
12/2011	2,800	-34.9%	56,816	-1.7%	37,877	-1.7%

Data source: ARCOS (2006-2014) and Defendant Distribution Data (Walgreens 1/2006 - 3/2014)

Walgreen Co Oxycodone Shipments to Walgreens # 00887

	Dosage Units		MME		Drug Base Weight in mg	
Date	Walgreens	% Change	Walgreens	% Change	Walgreens	% Change
01/2012	4,300	53.6%	63,539	11.8%	42,360	11.8%
02/2012	3,300	-23.3%	64,548	1.6%	43,032	1.6%
03/2012	3,800	15.2%	77,996	20.8%	51,997	20.8%
04/2012	2,500	-34.2%	63,203	-19.0%	42,136	-19.0%
05/2012	5,900	136.0%	105,563	67.0%	70,375	67.0%
06/2012	3,300	-44.1%	67,238	-36.3%	44,825	-36.3%
07/2012	4,400	33.3%	92,452	37.5%	61,634	37.5%
08/2012	3,200	-27.3%	65,220	-29.5%	43,480	-29.5%
09/2012	4,100	28.1%	76,315	17.0%	50,876	17.0%
10/2012	5,100	24.4%	91,443	19.8%	60,962	19.8%
11/2012	3,500	-31.4%	46,730	-48.9%	31,153	-48.9%
12/2012	3,800	8.6%	63,876	36.7%	42,584	36.7%
01/2013	4,600	21.1%	89,762	40.5%	59,841	40.5%
02/2013	3,000	-34.8%	36,981	-58.8%	24,654	-58.8%
03/2013	3,400	13.3%	48,075	30.0%	32,050	30.0%
04/2013	5,600	64.7%	93,124	93.7%	62,083	93.7%
05/2013	1,600	-71.4%	33,619	-63.9%	22,413	-63.9%
06/2013	0	-100.0%	0	-100.0%	0	-100.0%
07/2013	700	n/a	6,724	n/a	4,483	n/a
08/2013	0	-100.0%	0	-100.0%	0	-100.0%
09/2013	0	n/a	0	n/a	0	n/a
10/2013	0	n/a	0	n/a	0	n/a
11/2013	0	n/a	0	n/a	0	n/a
12/2013	0	n/a	0	n/a	0	n/a

Data source: ARCOS (2006-2014) and Defendant Distribution Data (Walgreens 1/2006 - 3/2014)

Walgreens # 00887 (1/1996 to 12/2017)
DEA: AW0572710
1524 Polk Street
San Francisco, CA 94109

Walgreen Co Oxycodone Shipments to Walgreens # 00887

	Dosage Units		MME		Drug Base Weight in mg	
Date	Walgreens	% Change	Walgreens	% Change	Walgreens	% Change
1996	0		0		0	
1997	0	n/a	0	n/a	0	n/a
1998	0	n/a	0	n/a	0	n/a
1999	0	n/a	0	n/a	0	n/a
2000	0	n/a	0	n/a	0	n/a
2001	0	n/a	0	n/a	0	n/a
2002	0	n/a	0	n/a	0	n/a
2003	0	n/a	0	n/a	0	n/a
2004	0	n/a	0	n/a	0	n/a
2005	0	n/a	0	n/a	0	n/a
2006	44,100	n/a	1,045,251	n/a	696,834	n/a
2007	43,500	-1.4%	1,161,796	11.1%	774,531	11.1%
2008	56,100	29.0%	1,375,300	18.4%	916,867	18.4%
2009	53,600	-4.5%	1,393,766	1.3%	929,177	1.3%
2010	50,100	-6.5%	995,720	-28.6%	663,813	-28.6%
2011	42,500	-15.2%	601,103	-39.6%	400,736	-39.6%
2012	47,200	11.1%	878,122	46.1%	585,415	46.1%
2013	18,900	-60.0%	308,284	-64.9%	205,523	-64.9%
2014	0	-100.0%	0	-100.0%	0	-100.0%
2015	0	n/a	0	n/a	0	n/a
2016	0	n/a	0	n/a	0	n/a
2017	0	n/a	0	n/a	0	n/a
2018	0	n/a	0	n/a	0	n/a
2019	0	n/a	0	n/a	0	n/a
Total	**356,000**		**7,759,342**		**5,172,895**	

Data source: ARCOS (2006-2014) and Defendant Distribution Data (Walgreens 1/2006 - 3/2014)

Walgreens # 00887 (1/1996 to 12/2017)
DEA: AW0572710
1524 Polk Street
San Francisco, CA 94109

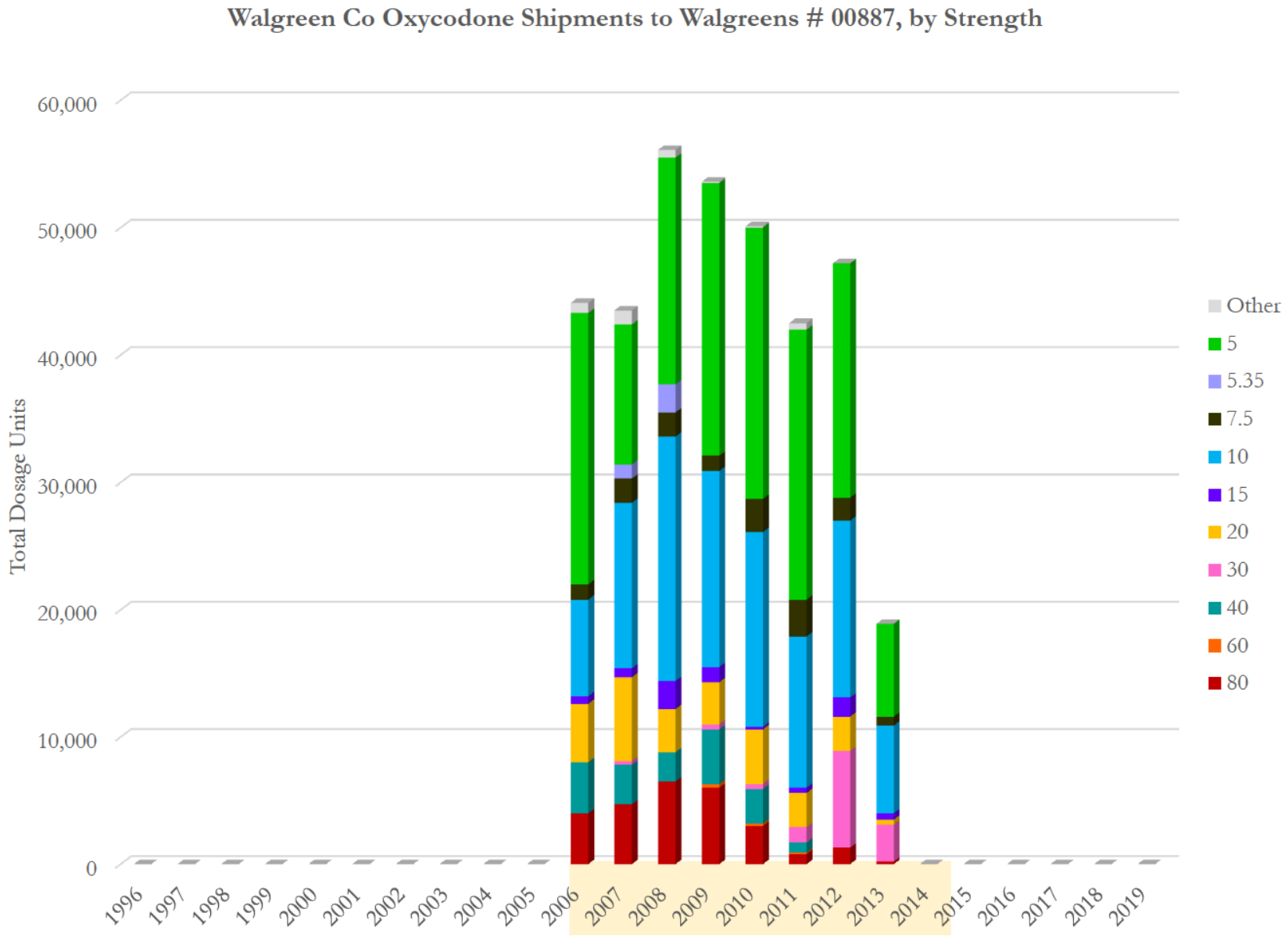

Data source: ARCOS (2006-2014) and Defendant Distribution Data (Walgreens 1/2006 - 3/2014)

Walgreens # 00887 (1/1996 to 12/2017)
DEA: AW0572710
1524 Polk Street
San Francisco, CA 94109

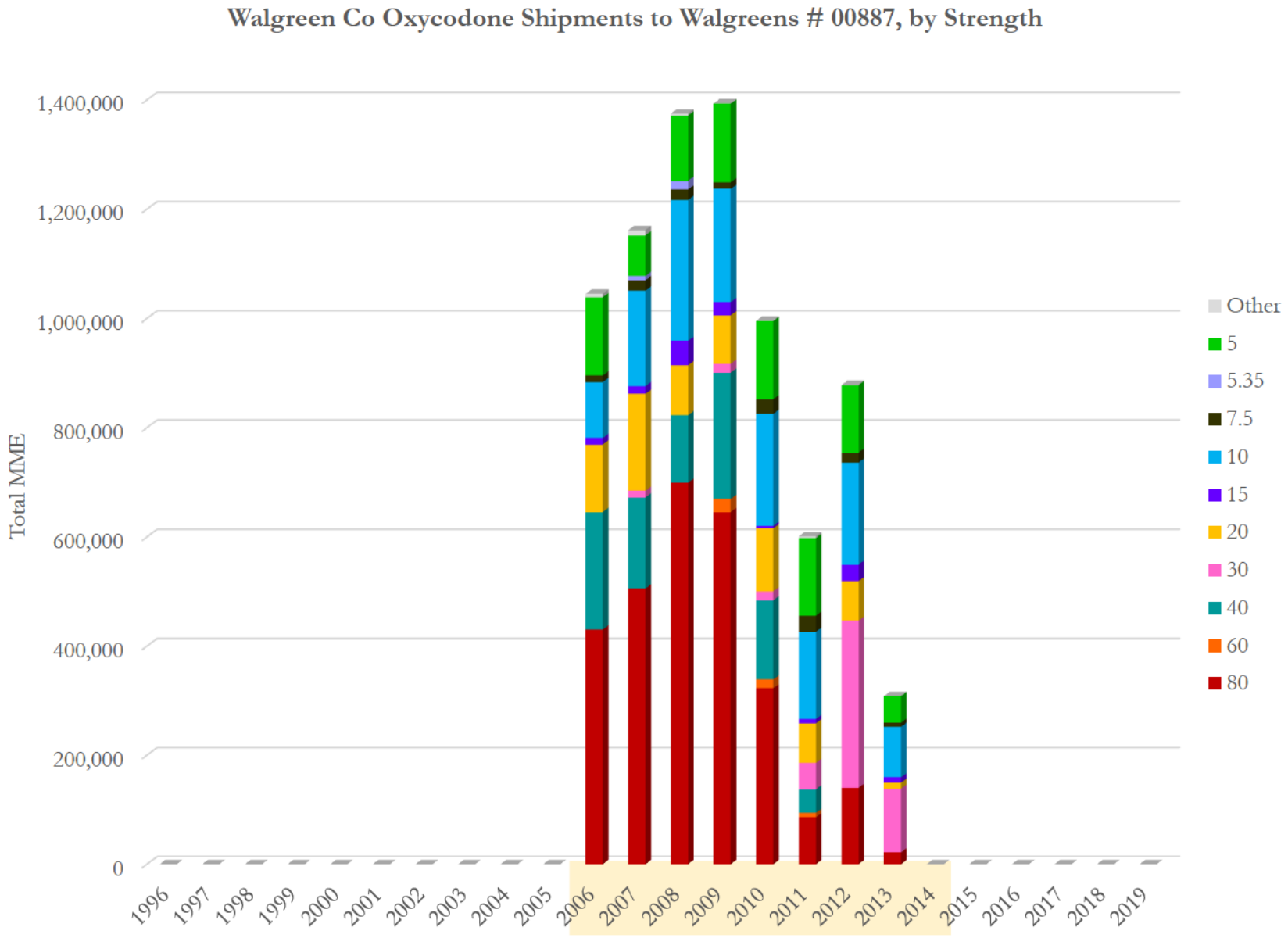

Data source: ARCOS (2006-2014) and Defendant Distribution Data (Walgreens 1/2006 - 3/2014)

Walgreens # 00887 (1/1996 to 12/2017)
DEA: AW0572710
1524 Polk Street
San Francisco, CA 94109

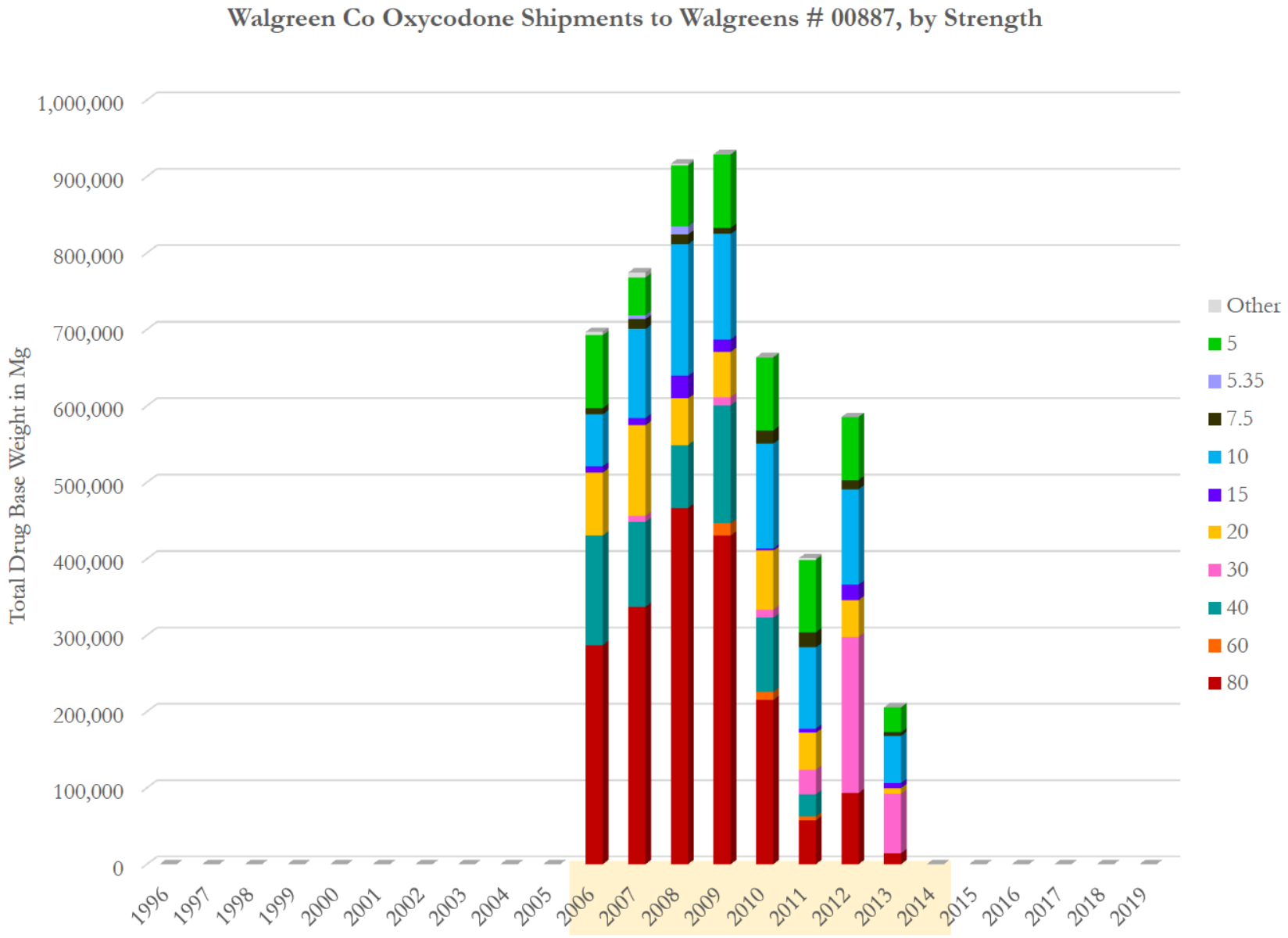

Data source: ARCOS (2006-2014) and Defendant Distribution Data (Walgreens 1/2006 - 3/2014)

Walgreens # 00887 (1/1996 to 12/2017)
DEA: AW0572710
1524 Polk Street
San Francisco, CA 94109

Walgreen Co Oxycodone Shipments to Walgreens # 00887, by Strength
(Total Dosage Units)

Strength Year\	80	60	40	30	20	15	10	7.5	5.35	5	Other	Total	Avg. Str
1996	0	0	0	0	0	0	0	0	0	0	0	**0**	
1997	0	0	0	0	0	0	0	0	0	0	0	**0**	
1998	0	0	0	0	0	0	0	0	0	0	0	**0**	
1999	0	0	0	0	0	0	0	0	0	0	0	**0**	
2000	0	0	0	0	0	0	0	0	0	0	0	**0**	
2001	0	0	0	0	0	0	0	0	0	0	0	**0**	
2002	0	0	0	0	0	0	0	0	0	0	0	**0**	
2003	0	0	0	0	0	0	0	0	0	0	0	**0**	
2004	0	0	0	0	0	0	0	0	0	0	0	**0**	
2005	0	0	0	0	0	0	0	0	0	0	0	**0**	
2006	4,000	0	4,000	0	4,600	600	7,600	1,200	0	21,300	800	**44,100**	17.84
2007	4,700	0	3,100	300	6,600	700	13,000	1,900	1,100	11,000	1,100	**43,500**	20.20
2008	6,500	0	2,300	0	3,400	2,200	19,200	1,900	2,200	17,800	600	**56,100**	18.38
2009	6,000	300	4,300	400	3,300	1,200	15,400	1,200	0	21,400	100	**53,600**	19.36
2010	3,000	200	2,700	400	4,300	200	15,300	2,600	0	21,300	100	**50,100**	14.80
2011	800	100	800	1,200	2,700	400	11,900	2,900	0	21,200	500	**42,500**	10.59
2012	1,300	0	0	7,600	2,700	1,500	13,900	1,800	0	18,400	0	**47,200**	13.83
2013	200	0	0	2,900	400	500	6,900	700	0	7,300	0	**18,900**	12.13
2014	0	0	0	0	0	0	0	0	0	0	0	**0**	
2015	0	0	0	0	0	0	0	0	0	0	0	**0**	
2016	0	0	0	0	0	0	0	0	0	0	0	**0**	
2017	0	0	0	0	0	0	0	0	0	0	0	**0**	
2018	0	0	0	0	0	0	0	0	0	0	0	**0**	
2019	0	0	0	0	0	0	0	0	0	0	0	**0**	
Total	**26,500**	**600**	**17,200**	**12,800**	**28,000**	**7,300**	**103,200**	**14,200**	**3,300**	**139,700**	**3,200**	**356,000**	16.30

Data source: ARCOS (2006-2014) and Defendant Distribution Data (Walgreens 1/2006 - 3/2014)

Walgreens # 00887 (1/1996 to 12/2017)
DEA: AW0572710
1524 Polk Street
San Francisco, CA 94109

Walgreen Co Oxycodone Shipments to Walgreens # 00887, by Strength
(Total MME)

Strength Year\	80	60	40	30	20	15	10	7.5	5.35	5	Other	Total	Avg. Str
1996	0	0	0	0	0	0	0	0	0	0	0	**0**	
1997	0	0	0	0	0	0	0	0	0	0	0	**0**	
1998	0	0	0	0	0	0	0	0	0	0	0	**0**	
1999	0	0	0	0	0	0	0	0	0	0	0	**0**	
2000	0	0	0	0	0	0	0	0	0	0	0	**0**	
2001	0	0	0	0	0	0	0	0	0	0	0	**0**	
2002	0	0	0	0	0	0	0	0	0	0	0	**0**	
2003	0	0	0	0	0	0	0	0	0	0	0	**0**	
2004	0	0	0	0	0	0	0	0	0	0	0	**0**	
2005	0	0	0	0	0	0	0	0	0	0	0	**0**	
2006	430,320	0	215,160	0	123,717	12,103	102,201	12,103	0	143,216	6,432	**1,045,251**	17.84
2007	505,626	0	166,749	12,103	177,507	14,120	174,818	19,163	7,913	73,960	9,838	**1,161,796**	20.20
2008	699,270	0	123,717	0	91,443	44,377	258,192	19,163	15,826	119,682	3,631	**1,375,300**	18.38
2009	645,480	24,206	231,297	16,137	88,754	24,206	207,092	12,103	0	143,888	605	**1,393,766**	19.36
2010	322,740	16,137	145,233	16,137	115,649	4,034	205,747	26,223	0	143,216	605	**995,720**	14.80
2011	86,064	8,069	43,032	48,411	72,617	8,069	160,025	29,248	0	142,544	3,026	**601,103**	10.59
2012	139,854	0	0	306,603	72,617	30,257	186,920	18,154	0	123,717	0	**878,122**	13.83
2013	21,516	0	0	116,993	10,758	10,086	92,788	7,060	0	49,083	0	**308,284**	12.13
2014	0	0	0	0	0	0	0	0	0	0	0	**0**	
2015	0	0	0	0	0	0	0	0	0	0	0	**0**	
2016	0	0	0	0	0	0	0	0	0	0	0	**0**	
2017	0	0	0	0	0	0	0	0	0	0	0	**0**	
2018	0	0	0	0	0	0	0	0	0	0	0	**0**	
2019	0	0	0	0	0	0	0	0	0	0	0	**0**	
Total	**2,850,870**	**48,411**	**925,188**	**516,384**	**753,060**	**147,250**	**1,387,782**	**143,216**	**23,739**	**939,306**	**24,137**	**7,759,342**	16.30

Data source: ARCOS (2006-2014) and Defendant Distribution Data (Walgreens 1/2006 - 3/2014)

Walgreens # 00887 (1/1996 to 12/2017)
DEA: AW0572710
1524 Polk Street
San Francisco, CA 94109

Walgreen Co Oxycodone Shipments to Walgreens # 00887, by Strength
(Total Drug Base Weight in Milligram)

Strength Year\	80	60	40	30	20	15	10	7.5	5.35	5	Other	Total	Avg. Str
1996	0	0	0	0	0	0	0	0	0	0	0	**0**	
1997	0	0	0	0	0	0	0	0	0	0	0	**0**	
1998	0	0	0	0	0	0	0	0	0	0	0	**0**	
1999	0	0	0	0	0	0	0	0	0	0	0	**0**	
2000	0	0	0	0	0	0	0	0	0	0	0	**0**	
2001	0	0	0	0	0	0	0	0	0	0	0	**0**	
2002	0	0	0	0	0	0	0	0	0	0	0	**0**	
2003	0	0	0	0	0	0	0	0	0	0	0	**0**	
2004	0	0	0	0	0	0	0	0	0	0	0	**0**	
2005	0	0	0	0	0	0	0	0	0	0	0	**0**	
2006	286,880	0	143,440	0	82,478	8,069	68,134	8,069	0	95,477	4,288	**696,834**	17.84
2007	337,084	0	111,166	8,069	118,338	9,413	116,545	12,775	5,275	49,307	6,559	**774,531**	20.20
2008	466,180	0	82,478	0	60,962	29,585	172,128	12,775	10,551	79,788	2,421	**916,867**	18.38
2009	430,320	16,137	154,198	10,758	59,169	16,137	138,061	8,069	0	95,926	403	**929,177**	19.36
2010	215,160	10,758	96,822	10,758	77,099	2,690	137,165	17,482	0	95,477	403	**663,813**	14.80
2011	57,376	5,379	28,688	32,274	48,411	5,379	106,684	19,499	0	95,029	2,017	**400,736**	10.59
2012	93,236	0	0	204,402	48,411	20,171	124,614	12,103	0	82,478	0	**585,415**	13.83
2013	14,344	0	0	77,996	7,172	6,724	61,859	4,707	0	32,722	0	**205,523**	12.13
2014	0	0	0	0	0	0	0	0	0	0	0	**0**	
2015	0	0	0	0	0	0	0	0	0	0	0	**0**	
2016	0	0	0	0	0	0	0	0	0	0	0	**0**	
2017	0	0	0	0	0	0	0	0	0	0	0	**0**	
2018	0	0	0	0	0	0	0	0	0	0	0	**0**	
2019	0	0	0	0	0	0	0	0	0	0	0	**0**	
Total	**1,900,580**	**32,274**	**616,792**	**344,256**	**502,040**	**98,167**	**925,188**	**95,477**	**15,826**	**626,204**	**16,091**	**5,172,895**	16.30

Data source: ARCOS (2006-2014) and Defendant Distribution Data (Walgreens 1/2006 - 3/2014)

Walgreens # 00887 (1/1996 to 12/2017)
DEA: AW0572710
1524 Polk Street
San Francisco, CA 94109

Anda, Inc Hydrocodone Shipments to Walgreens # 00887

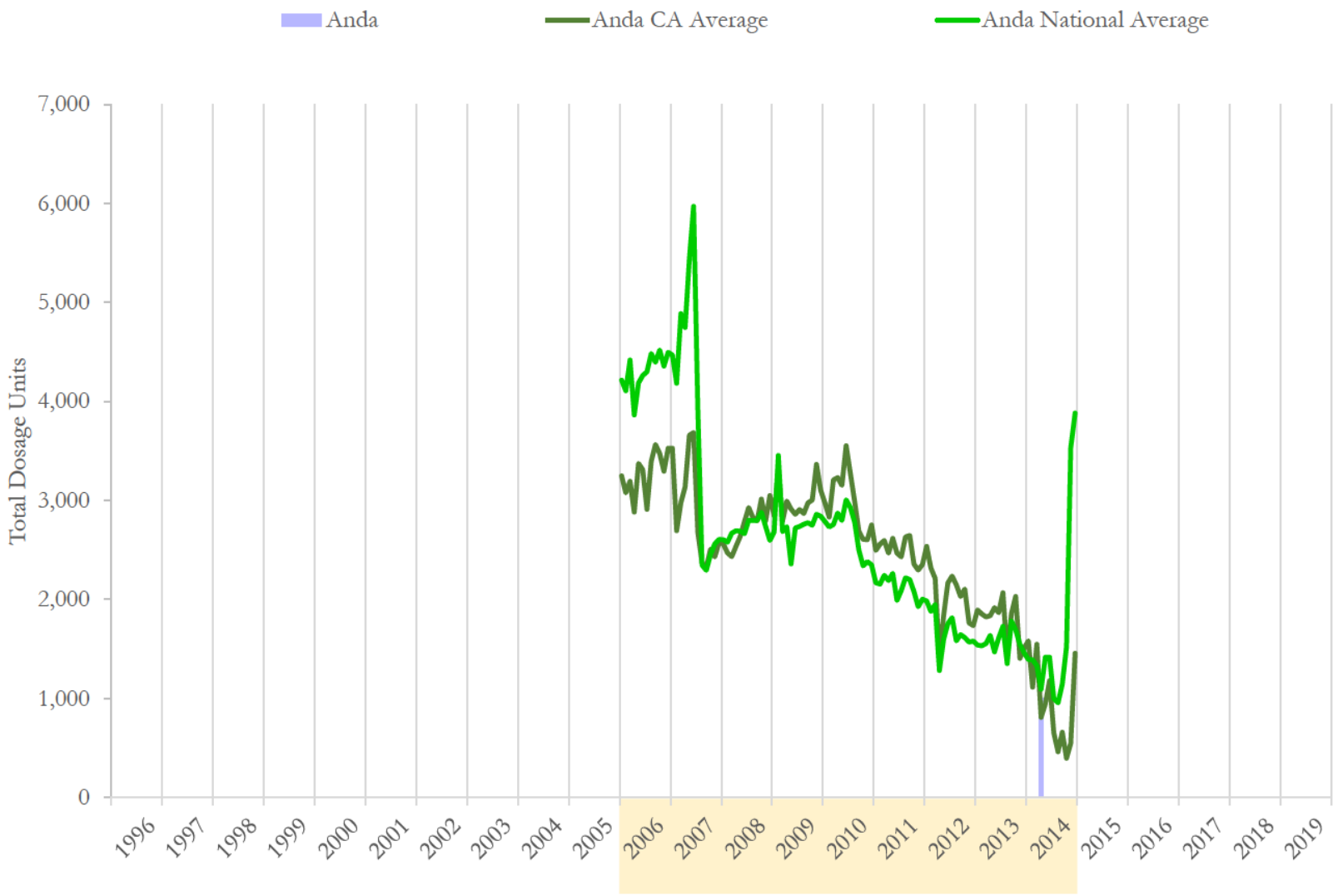

National and state averages reflect hydrocodone shipped from Anda, Inc to all active pharmacies each month.
Data source: ARCOS (2006-2014) and Defendant Distribution Data (Anda 12/1996 - 1/2015)

Walgreens # 00887 (1/1996 to 12/2017)
DEA: AW0572710
1524 Polk Street
San Francisco, CA 94109

Anda, Inc Hydrocodone Shipments to Walgreens # 00887

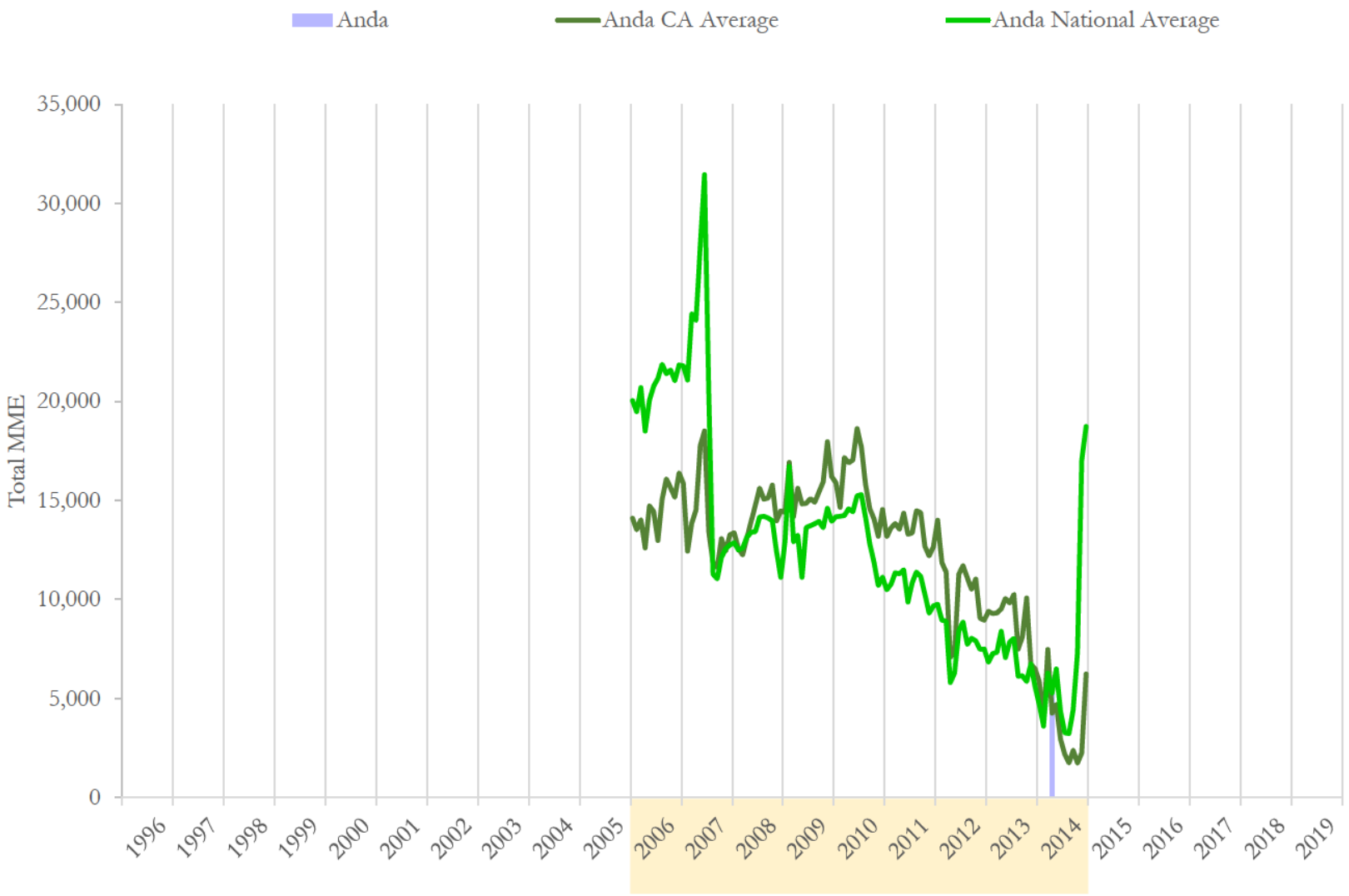

National and state averages reflect hydrocodone shipped from Anda, Inc to all active pharmacies each month.
Data source: ARCOS (2006-2014) and Defendant Distribution Data (Anda 12/1996 - 1/2015)

Walgreens # 00887 (1/1996 to 12/2017)
DEA: AW0572710
1524 Polk Street
San Francisco, CA 94109

Anda, Inc Hydrocodone Shipments to Walgreens # 00887

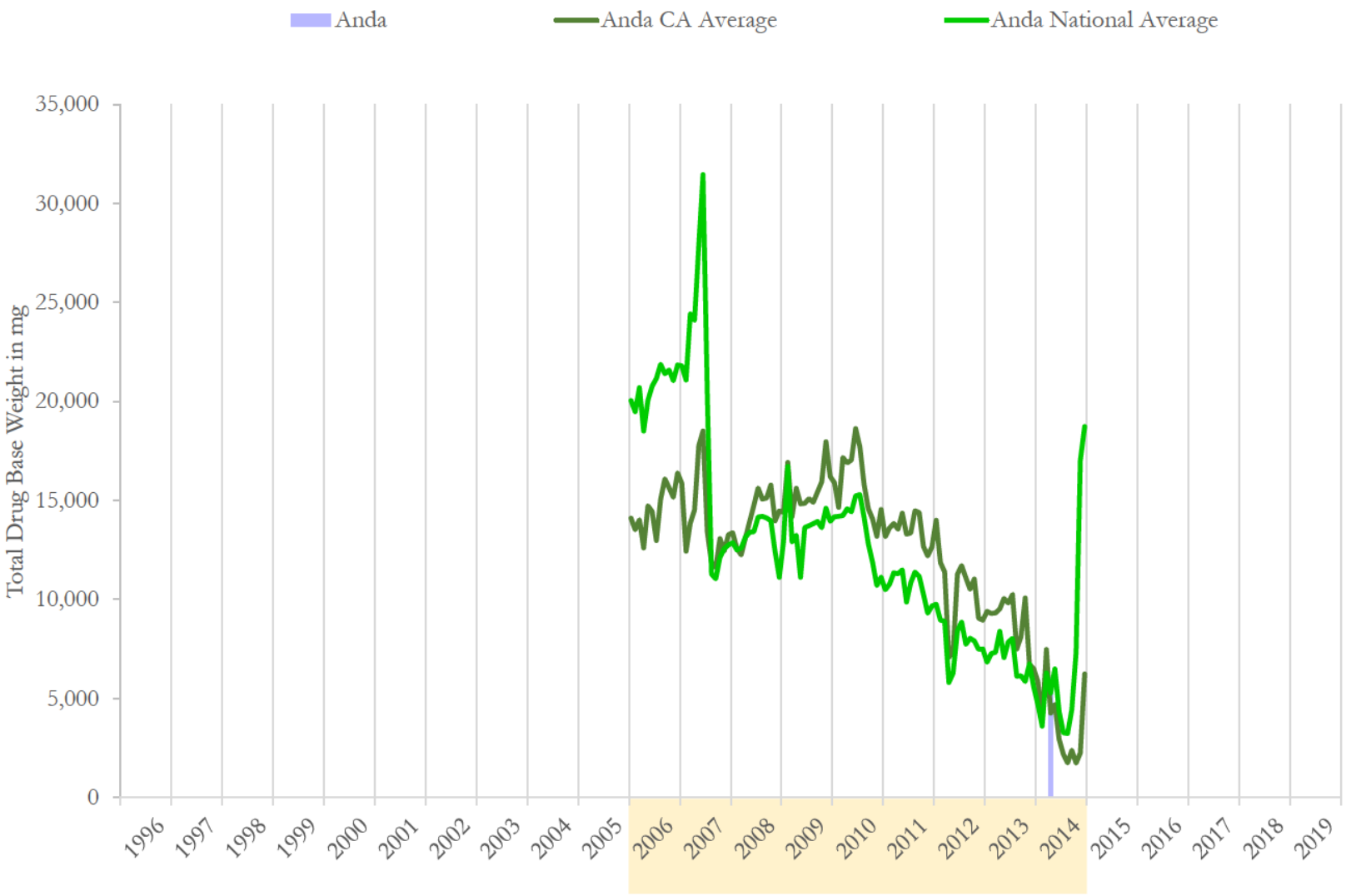

National and state averages reflect hydrocodone shipped from Anda, Inc to all active pharmacies each month.
Data source: ARCOS (2006-2014) and Defendant Distribution Data (Anda 12/1996 - 1/2015)

Anda, Inc Hydrocodone Shipments to Walgreens # 00887

	Dosage Units		MME		Drug Base Weight in mg	
Date	Anda	% Change	Anda	% Change	Anda	% Change
01/2014	0	n/a	0	n/a	0	n/a
02/2014	0	n/a	0	n/a	0	n/a
03/2014	0	n/a	0	n/a	0	n/a
04/2014	1,000	n/a	6,054	n/a	6,054	n/a
05/2014	0	-100.0%	0	-100.0%	0	-100.0%
06/2014	0	n/a	0	n/a	0	n/a
07/2014	0	n/a	0	n/a	0	n/a
08/2014	0	n/a	0	n/a	0	n/a
09/2014	0	n/a	0	n/a	0	n/a
10/2014	0	n/a	0	n/a	0	n/a
11/2014	0	n/a	0	n/a	0	n/a
12/2014	0	n/a	0	n/a	0	n/a
01/2015	0	n/a	0	n/a	0	n/a
02/2015	0	n/a	0	n/a	0	n/a
03/2015	0	n/a	0	n/a	0	n/a
04/2015	0	n/a	0	n/a	0	n/a
05/2015	0	n/a	0	n/a	0	n/a
06/2015	0	n/a	0	n/a	0	n/a
07/2015	0	n/a	0	n/a	0	n/a
08/2015	0	n/a	0	n/a	0	n/a
09/2015	0	n/a	0	n/a	0	n/a
10/2015	0	n/a	0	n/a	0	n/a
11/2015	0	n/a	0	n/a	0	n/a
12/2015	0	n/a	0	n/a	0	n/a

Data source: ARCOS (2006-2014) and Defendant Distribution Data (Anda 12/1996 - 1/2015)

Anda, Inc Hydrocodone Shipments to Walgreens # 00887

	Dosage Units		MME		Drug Base Weight in mg	
Date	**Anda**	**% Change**	**Anda**	**% Change**	**Anda**	**% Change**
1996	0		0		0	
1997	0	n/a	0	n/a	0	n/a
1998	0	n/a	0	n/a	0	n/a
1999	0	n/a	0	n/a	0	n/a
2000	0	n/a	0	n/a	0	n/a
2001	0	n/a	0	n/a	0	n/a
2002	0	n/a	0	n/a	0	n/a
2003	0	n/a	0	n/a	0	n/a
2004	0	n/a	0	n/a	0	n/a
2005	0	n/a	0	n/a	0	n/a
2006	0	n/a	0	n/a	0	n/a
2007	0	n/a	0	n/a	0	n/a
2008	0	n/a	0	n/a	0	n/a
2009	0	n/a	0	n/a	0	n/a
2010	0	n/a	0	n/a	0	n/a
2011	0	n/a	0	n/a	0	n/a
2012	0	n/a	0	n/a	0	n/a
2013	0	n/a	0	n/a	0	n/a
2014	1,000	n/a	6,054	n/a	6,054	n/a
2015	0	-100.0%	0	-100.0%	0	-100.0%
2016	0	n/a	0	n/a	0	n/a
2017	0	n/a	0	n/a	0	n/a
2018	0	n/a	0	n/a	0	n/a
2019	0	n/a	0	n/a	0	n/a
Total	**1,000**		**6,054**		**6,054**	

Data source: ARCOS (2006-2014) and Defendant Distribution Data (Anda 12/1996 - 1/2015)

Walgreens # 00887 (1/1996 to 12/2017)
DEA: AW0572710
1524 Polk Street
San Francisco, CA 94109

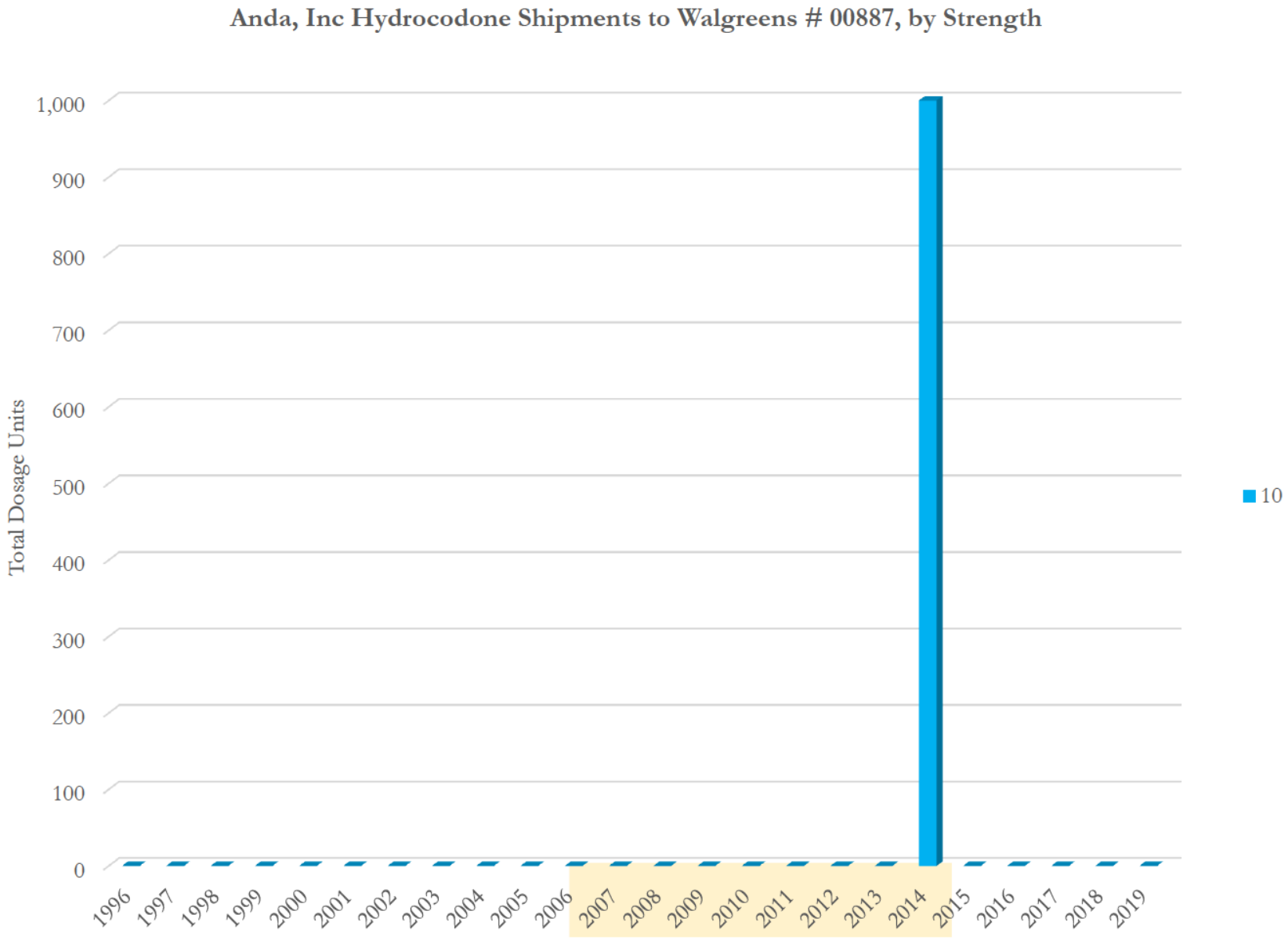

Data source: ARCOS (2006-2014) and Defendant Distribution Data (Anda 12/1996 - 1/2015)

Walgreens # 00887 (1/1996 to 12/2017)
DEA: AW0572710
1524 Polk Street
San Francisco, CA 94109

Anda, Inc Hydrocodone Shipments to Walgreens # 00887, by Strength

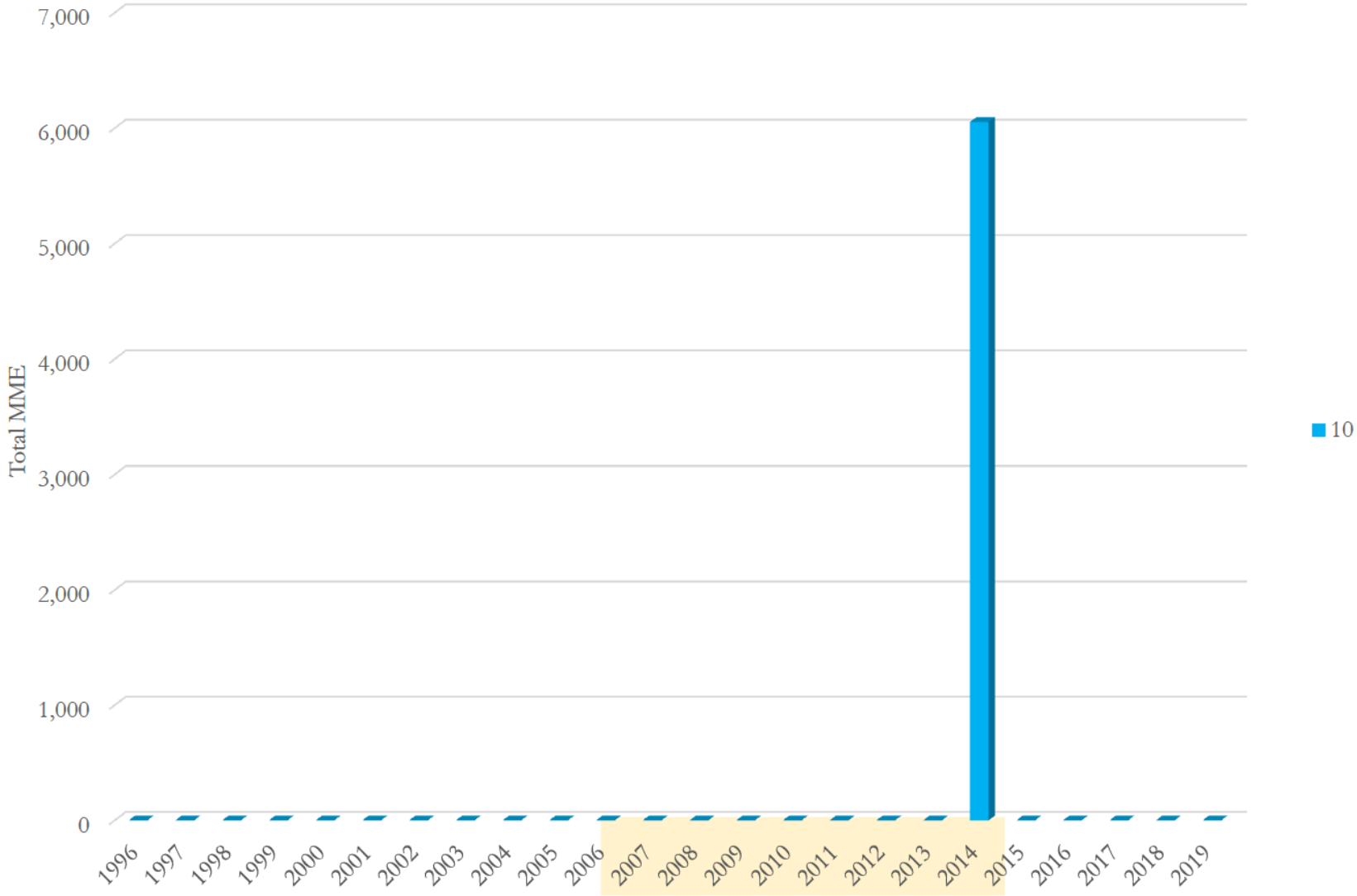

Data source: ARCOS (2006-2014) and Defendant Distribution Data (Anda 12/1996 - 1/2015)

Walgreens # 00887 (1/1996 to 12/2017)
DEA: AW0572710
1524 Polk Street
San Francisco, CA 94109

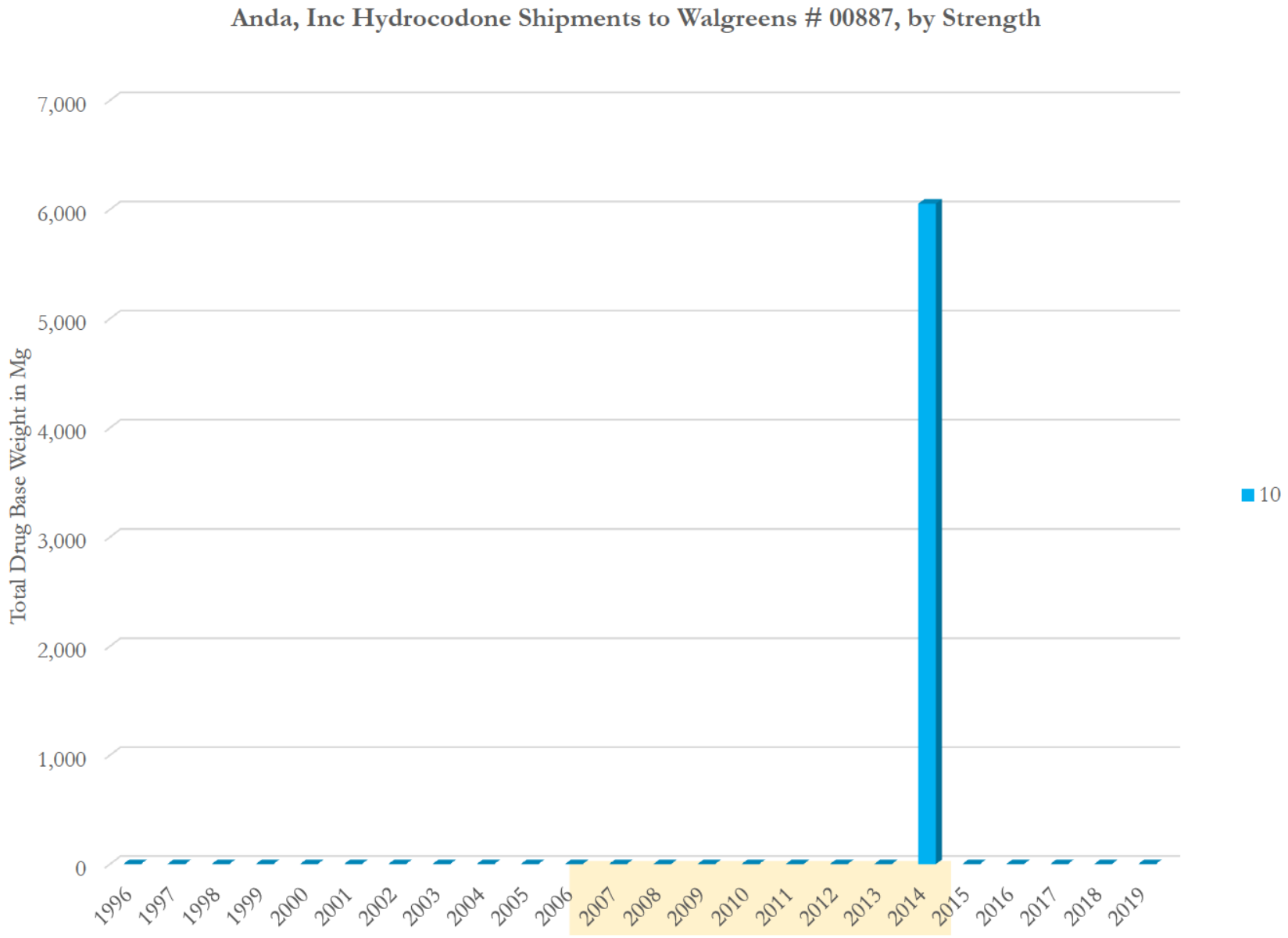

Data source: ARCOS (2006-2014) and Defendant Distribution Data (Anda 12/1996 - 1/2015)

Walgreens # 00887 (1/1996 to 12/2017)
DEA: AW0572710
1524 Polk Street
San Francisco, CA 94109

Anda, Inc Hydrocodone Shipments to Walgreens # 00887, by Strength
(Total Dosage Units)

Strength Year\	10	Total	Avg. Str
1996	0	**0**	
1997	0	**0**	
1998	0	**0**	
1999	0	**0**	
2000	0	**0**	
2001	0	**0**	
2002	0	**0**	
2003	0	**0**	
2004	0	**0**	
2005	0	**0**	
2006	0	**0**	
2007	0	**0**	
2008	0	**0**	
2009	0	**0**	
2010	0	**0**	
2011	0	**0**	
2012	0	**0**	
2013	0	**0**	
2014	1,000	**1,000**	10.00
2015	0	**0**	
2016	0	**0**	
2017	0	**0**	
2018	0	**0**	
2019	0	**0**	
Total	**1,000**	**1,000**	10.00

Data source: ARCOS (2006-2014) and Defendant Distribution Data (Anda 12/1996 - 1/2015)

Walgreens # 00887 (1/1996 to 12/2017)
DEA: AW0572710
1524 Polk Street
San Francisco, CA 94109

Anda, Inc Hydrocodone Shipments to Walgreens # 00887, by Strength
(Total MME)

Strength Year\	10	Total	Avg. Str
1996	0	**0**	
1997	0	**0**	
1998	0	**0**	
1999	0	**0**	
2000	0	**0**	
2001	0	**0**	
2002	0	**0**	
2003	0	**0**	
2004	0	**0**	
2005	0	**0**	
2006	0	**0**	
2007	0	**0**	
2008	0	**0**	
2009	0	**0**	
2010	0	**0**	
2011	0	**0**	
2012	0	**0**	
2013	0	**0**	
2014	6,054	**6,054**	10.00
2015	0	**0**	
2016	0	**0**	
2017	0	**0**	
2018	0	**0**	
2019	0	**0**	
Total	**6,054**	**6,054**	10.00

Data source: ARCOS (2006-2014) and Defendant Distribution Data (Anda 12/1996 - 1/2015)

Walgreens # 00887 (1/1996 to 12/2017)
DEA: AW0572710
1524 Polk Street
San Francisco, CA 94109

Anda, Inc Hydrocodone Shipments to Walgreens # 00887, by Strength
(Total Drug Base Weight in Milligram)

Strength Year\	10	Total	Avg. Str
1996	0	**0**	
1997	0	**0**	
1998	0	**0**	
1999	0	**0**	
2000	0	**0**	
2001	0	**0**	
2002	0	**0**	
2003	0	**0**	
2004	0	**0**	
2005	0	**0**	
2006	0	**0**	
2007	0	**0**	
2008	0	**0**	
2009	0	**0**	
2010	0	**0**	
2011	0	**0**	
2012	0	**0**	
2013	0	**0**	
2014	6,054	**6,054**	10.00
2015	0	**0**	
2016	0	**0**	
2017	0	**0**	
2018	0	**0**	
2019	0	**0**	
Total	**6,054**	**6,054**	10.00

Data source: ARCOS (2006-2014) and Defendant Distribution Data (Anda 12/1996 - 1/2015)

Walgreens # 00887 (1/1996 to 12/2017)
DEA: AW0572710
1524 Polk Street
San Francisco, CA 94109

Walgreen Co Hydrocodone Shipments to Walgreens # 00887

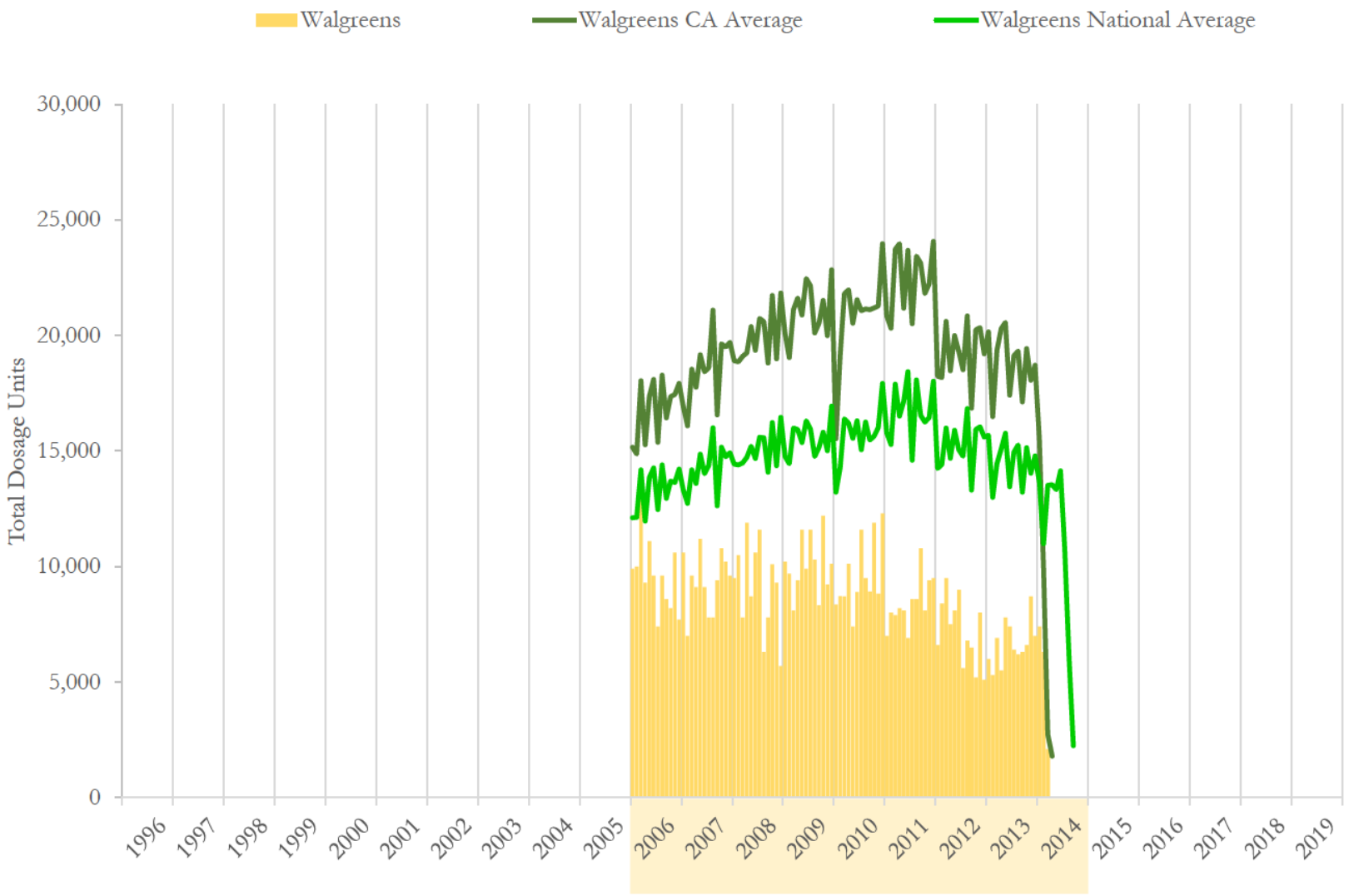

National and state averages reflect hydrocodone shipped from Walgreen Co to all active pharmacies each month.
Data source: ARCOS (2006-2014) and Defendant Distribution Data (Walgreens 1/2006 - 3/2014)

Walgreens # 00887 (1/1996 to 12/2017)
DEA: AW0572710
1524 Polk Street
San Francisco, CA 94109

Walgreen Co Hydrocodone Shipments to Walgreens # 00887

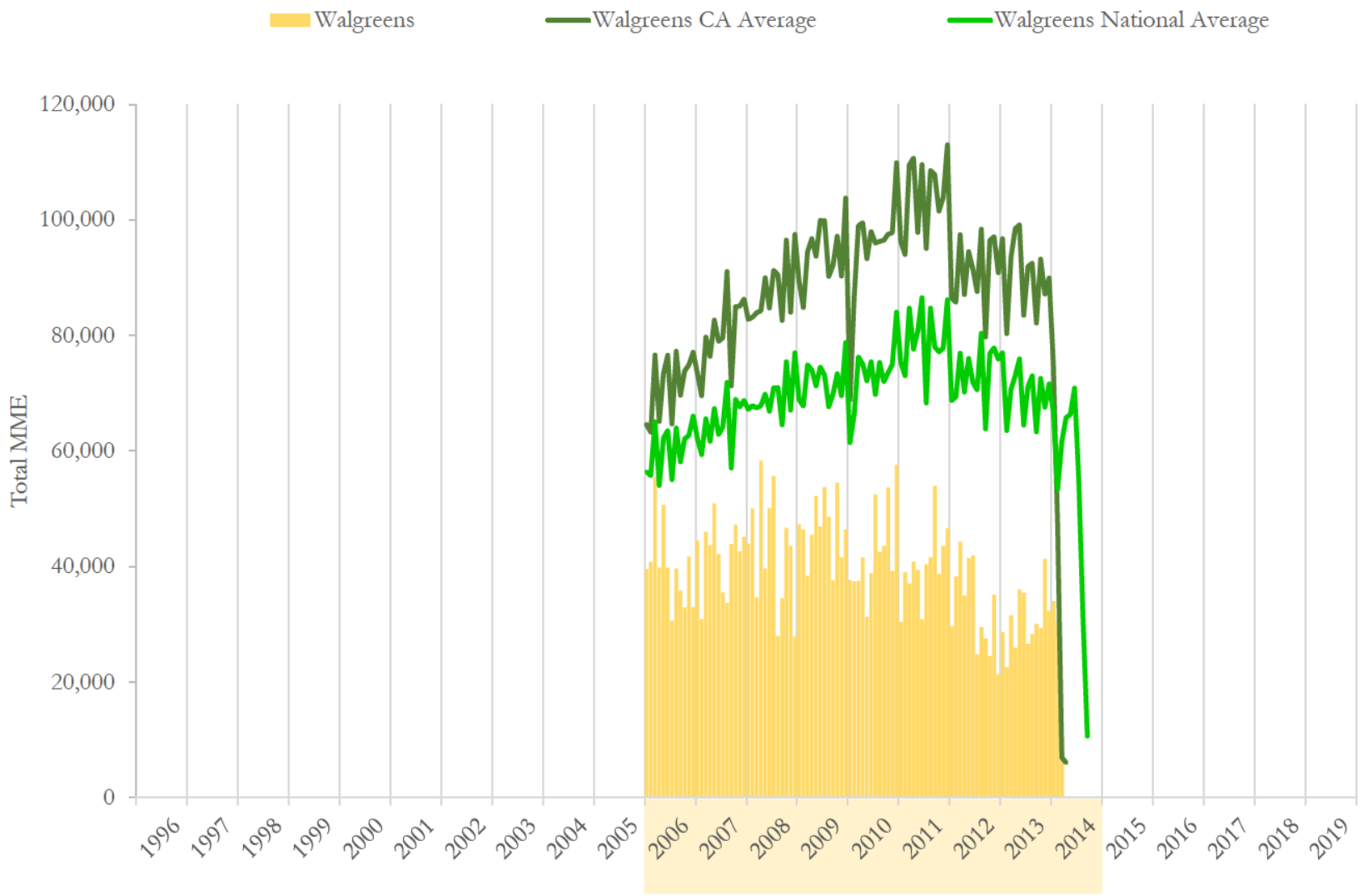

National and state averages reflect hydrocodone shipped from Walgreen Co to all active pharmacies each month.
Data source: ARCOS (2006-2014) and Defendant Distribution Data (Walgreens 1/2006 - 3/2014)

Walgreens # 00887 (1/1996 to 12/2017)
DEA: AW0572710
1524 Polk Street
San Francisco, CA 94109

Walgreen Co Hydrocodone Shipments to Walgreens # 00887

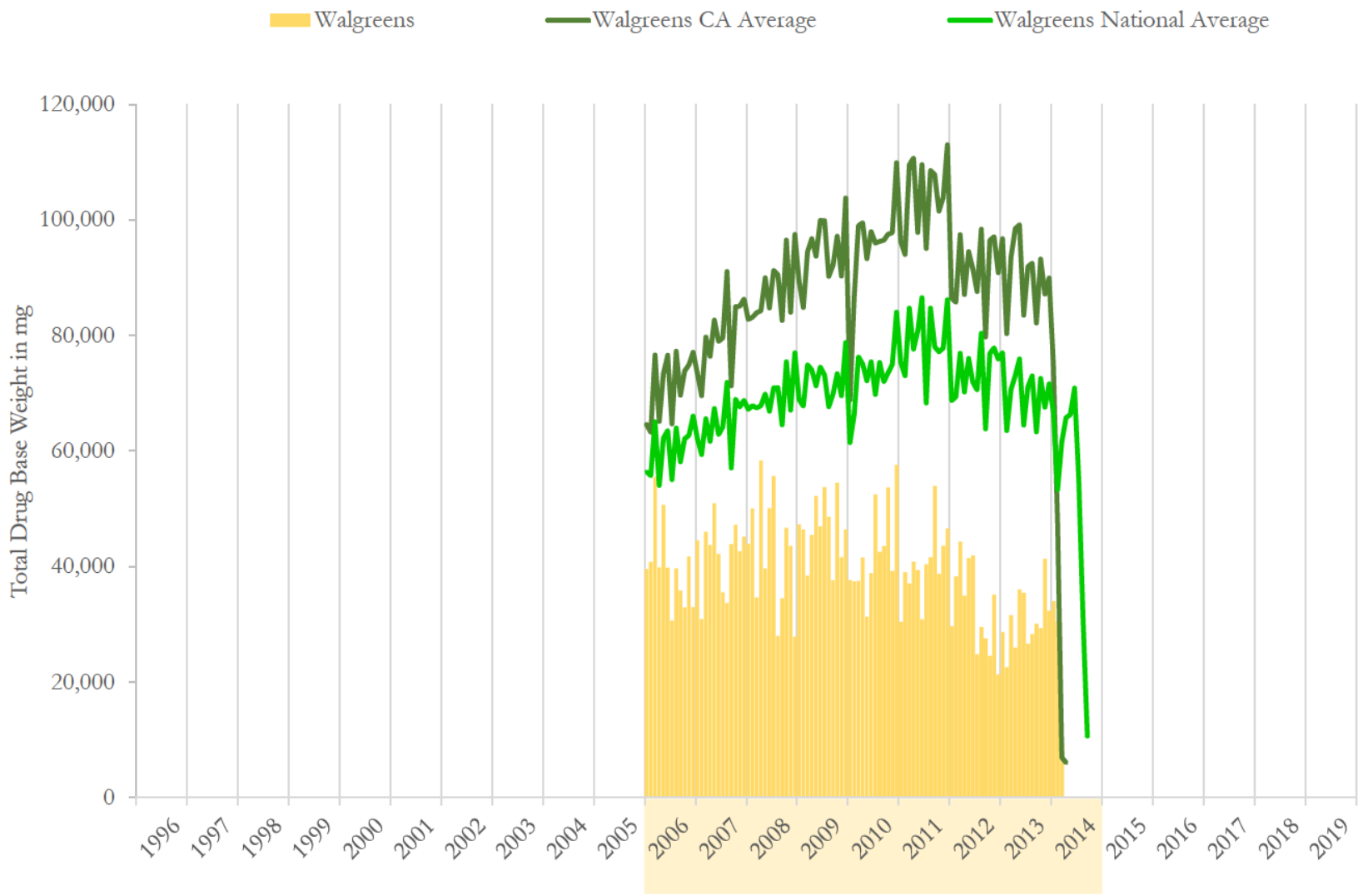

National and state averages reflect hydrocodone shipped from Walgreen Co to all active pharmacies each month.
Data source: ARCOS (2006-2014) and Defendant Distribution Data (Walgreens 1/2006 - 3/2014)

Walgreens # 00887 (1/1996 to 12/2017)
DEA: AW0572710
1524 Polk Street
San Francisco, CA 94109

Walgreen Co Hydrocodone Shipments to Walgreens # 00887

	Dosage Units		MME		Drug Base Weight in mg	
Date	Walgreens	% Change	Walgreens	% Change	Walgreens	% Change
01/2006	9,900	n/a	39,556	n/a	39,556	n/a
02/2006	10,000	1.0%	40,783	3.1%	40,783	3.1%
03/2006	13,200	32.0%	55,464	36.0%	55,464	36.0%
04/2006	9,300	-29.5%	39,875	-28.1%	39,875	-28.1%
05/2006	11,100	19.4%	50,683	27.1%	50,683	27.1%
06/2006	9,600	-13.5%	39,843	-21.4%	39,843	-21.4%
07/2006	7,400	-22.9%	30,643	-23.1%	30,643	-23.1%
08/2006	9,600	29.7%	39,643	29.4%	39,643	29.4%
09/2006	8,600	-10.4%	35,854	-9.6%	35,854	-9.6%
10/2006	8,200	-4.7%	32,913	-8.2%	32,913	-8.2%
11/2006	10,600	29.3%	41,724	26.8%	41,724	26.8%
12/2006	7,700	-27.4%	32,983	-20.9%	32,983	-20.9%
01/2007	10,600	37.7%	44,534	35.0%	44,534	35.0%
02/2007	7,000	-34.0%	30,905	-30.6%	30,905	-30.6%
03/2007	9,600	37.1%	45,983	48.8%	45,983	48.8%
04/2007	9,100	-5.2%	43,688	-5.0%	43,688	-5.0%
05/2007	11,200	23.1%	50,969	16.7%	50,969	16.7%
06/2007	9,100	-18.8%	42,191	-17.2%	42,191	-17.2%
07/2007	7,800	-14.3%	35,548	-15.7%	35,548	-15.7%
08/2007	7,800	0.0%	33,699	-5.2%	33,699	-5.2%
09/2007	9,400	20.5%	43,864	30.2%	43,864	30.2%
10/2007	10,800	14.9%	47,202	7.6%	47,202	7.6%
11/2007	10,200	-5.6%	42,645	-9.7%	42,645	-9.7%
12/2007	9,600	-5.9%	45,194	6.0%	45,194	6.0%

Data source: ARCOS (2006-2014) and Defendant Distribution Data (Walgreens 1/2006 - 3/2014)

Walgreens # 00887 (1/1996 to 12/2017)
DEA: AW0572710
1524 Polk Street
San Francisco, CA 94109

Walgreen Co Hydrocodone Shipments to Walgreens # 00887

	Dosage Units		MME		Drug Base Weight in mg	
Date	Walgreens	% Change	Walgreens	% Change	Walgreens	% Change
01/2008	9,500	-1.0%	43,918	-2.8%	43,918	-2.8%
02/2008	10,500	10.5%	50,029	13.9%	50,029	13.9%
03/2008	7,800	-25.7%	34,640	-30.8%	34,640	-30.8%
04/2008	11,900	52.6%	58,366	68.5%	58,366	68.5%
05/2008	8,700	-26.9%	39,635	-32.1%	39,635	-32.1%
06/2008	10,600	21.8%	50,086	26.4%	50,086	26.4%
07/2008	11,600	9.4%	55,670	11.1%	55,670	11.1%
08/2008	6,300	-45.7%	28,021	-49.7%	28,021	-49.7%
09/2008	7,800	23.8%	34,529	23.2%	34,529	23.2%
10/2008	10,100	29.5%	46,691	35.2%	46,691	35.2%
11/2008	9,300	-7.9%	43,594	-6.6%	43,594	-6.6%
12/2008	5,700	-38.7%	27,821	-36.2%	27,821	-36.2%
01/2009	10,200	78.9%	47,313	70.1%	47,313	70.1%
02/2009	9,700	-4.9%	46,421	-1.9%	46,421	-1.9%
03/2009	8,100	-16.5%	38,415	-17.2%	38,415	-17.2%
04/2009	9,400	16.0%	45,488	18.4%	45,488	18.4%
05/2009	11,600	23.4%	52,188	14.7%	52,188	14.7%
06/2009	9,900	-14.7%	46,940	-10.1%	46,940	-10.1%
07/2009	11,600	17.2%	53,726	14.5%	53,726	14.5%
08/2009	10,300	-11.2%	48,621	-9.5%	48,621	-9.5%
09/2009	8,320	-19.2%	37,575	-22.7%	37,575	-22.7%
10/2009	12,200	46.6%	54,491	45.0%	54,491	45.0%
11/2009	9,220	-24.4%	41,580	-23.7%	41,580	-23.7%
12/2009	10,120	9.8%	46,423	11.6%	46,423	11.6%

Data source: ARCOS (2006-2014) and Defendant Distribution Data (Walgreens 1/2006 - 3/2014)

Walgreen Co Hydrocodone Shipments to Walgreens # 00887

	Dosage Units		MME		Drug Base Weight in mg	
Date	Walgreens	% Change	Walgreens	% Change	Walgreens	% Change
01/2010	8,360	-17.4%	37,665	-18.9%	37,665	-18.9%
02/2010	8,720	4.3%	37,407	-0.7%	37,407	-0.7%
03/2010	8,700	-0.2%	37,502	0.3%	37,502	0.3%
04/2010	10,120	16.3%	41,559	10.8%	41,559	10.8%
05/2010	7,400	-26.9%	31,313	-24.7%	31,313	-24.7%
06/2010	8,900	20.3%	38,897	24.2%	38,897	24.2%
07/2010	11,600	30.3%	52,445	34.8%	52,445	34.8%
08/2010	9,500	-18.1%	42,521	-18.9%	42,521	-18.9%
09/2010	8,920	-6.1%	43,534	2.4%	43,534	2.4%
10/2010	11,900	33.4%	53,664	23.3%	53,664	23.3%
11/2010	8,820	-25.9%	39,240	-26.9%	39,240	-26.9%
12/2010	12,300	39.5%	57,599	46.8%	57,599	46.8%
01/2011	7,000	-43.1%	30,405	-47.2%	30,405	-47.2%
02/2011	8,000	14.3%	39,008	28.3%	39,008	28.3%
03/2011	7,900	-1.3%	37,065	-5.0%	37,065	-5.0%
04/2011	8,200	3.8%	40,824	10.1%	40,824	10.1%
05/2011	8,100	-1.2%	39,389	-3.5%	39,389	-3.5%
06/2011	6,900	-14.8%	30,835	-21.7%	30,835	-21.7%
07/2011	8,600	24.6%	40,370	30.9%	40,370	30.9%
08/2011	8,600	0.0%	41,605	3.1%	41,605	3.1%
09/2011	10,800	25.6%	53,967	29.7%	53,967	29.7%
10/2011	8,100	-25.0%	38,729	-28.2%	38,729	-28.2%
11/2011	9,400	16.0%	43,573	12.5%	43,573	12.5%
12/2011	9,500	1.1%	46,608	7.0%	46,608	7.0%

Data source: ARCOS (2006-2014) and Defendant Distribution Data (Walgreens 1/2006 - 3/2014)

Walgreens # 00887 (1/1996 to 12/2017)
DEA: AW0572710
1524 Polk Street
San Francisco, CA 94109

Walgreen Co Hydrocodone Shipments to Walgreens # 00887

	Dosage Units		MME		Drug Base Weight in mg	
Date	Walgreens	% Change	Walgreens	% Change	Walgreens	% Change
01/2012	6,600	-30.5%	29,648	-36.4%	29,648	-36.4%
02/2012	8,400	27.3%	38,275	29.1%	38,275	29.1%
03/2012	9,500	13.1%	44,329	15.8%	44,329	15.8%
04/2012	7,500	-21.1%	34,929	-21.2%	34,929	-21.2%
05/2012	8,100	8.0%	41,470	18.7%	41,470	18.7%
06/2012	9,000	11.1%	41,924	1.1%	41,924	1.1%
07/2012	5,600	-37.8%	24,821	-40.8%	24,821	-40.8%
08/2012	6,800	21.4%	29,497	18.8%	29,497	18.8%
09/2012	6,500	-4.4%	27,538	-6.6%	27,538	-6.6%
10/2012	5,200	-20.0%	24,502	-11.0%	24,502	-11.0%
11/2012	8,000	53.8%	35,113	43.3%	35,113	43.3%
12/2012	5,100	-36.3%	21,324	-39.3%	21,324	-39.3%
01/2013	6,000	17.6%	28,643	34.3%	28,643	34.3%
02/2013	5,300	-11.7%	22,551	-21.3%	22,551	-21.3%
03/2013	6,900	30.2%	31,600	40.1%	31,600	40.1%
04/2013	5,500	-20.3%	25,967	-17.8%	25,967	-17.8%
05/2013	7,800	41.8%	36,013	38.7%	36,013	38.7%
06/2013	7,400	-5.1%	35,416	-1.7%	35,416	-1.7%
07/2013	6,400	-13.5%	26,638	-24.8%	26,638	-24.8%
08/2013	6,200	-3.1%	28,302	6.3%	28,302	6.3%
09/2013	6,300	1.6%	30,102	6.4%	30,102	6.4%
10/2013	6,600	4.8%	29,362	-2.5%	29,362	-2.5%
11/2013	8,700	31.8%	41,319	40.7%	41,319	40.7%
12/2013	7,000	-19.5%	32,373	-21.7%	32,373	-21.7%

Data source: ARCOS (2006-2014) and Defendant Distribution Data (Walgreens 1/2006 - 3/2014)

Walgreens # 00887 (1/1996 to 12/2017)
DEA: AW0572710
1524 Polk Street
San Francisco, CA 94109

Walgreen Co Hydrocodone Shipments to Walgreens # 00887

	Dosage Units		MME		Drug Base Weight in mg	
Date	Walgreens	% Change	Walgreens	% Change	Walgreens	% Change
01/2014	7,400	5.7%	34,021	5.1%	34,021	5.1%
02/2014	6,300	-14.9%	30,421	-10.6%	30,421	-10.6%
03/2014	2,100	-66.7%	9,384	-69.2%	9,384	-69.2%
04/2014	0	-100.0%	0	-100.0%	0	-100.0%
05/2014	0	n/a	0	n/a	0	n/a
06/2014	0	n/a	0	n/a	0	n/a
07/2014	0	n/a	0	n/a	0	n/a
08/2014	0	n/a	0	n/a	0	n/a
09/2014	0	n/a	0	n/a	0	n/a
10/2014	0	n/a	0	n/a	0	n/a
11/2014	0	n/a	0	n/a	0	n/a
12/2014	0	n/a	0	n/a	0	n/a
01/2015	0	n/a	0	n/a	0	n/a
02/2015	0	n/a	0	n/a	0	n/a
03/2015	0	n/a	0	n/a	0	n/a
04/2015	0	n/a	0	n/a	0	n/a
05/2015	0	n/a	0	n/a	0	n/a
06/2015	0	n/a	0	n/a	0	n/a
07/2015	0	n/a	0	n/a	0	n/a
08/2015	0	n/a	0	n/a	0	n/a
09/2015	0	n/a	0	n/a	0	n/a
10/2015	0	n/a	0	n/a	0	n/a
11/2015	0	n/a	0	n/a	0	n/a
12/2015	0	n/a	0	n/a	0	n/a

Data source: ARCOS (2006-2014) and Defendant Distribution Data (Walgreens 1/2006 - 3/2014)

Walgreens # 00887 (1/1996 to 12/2017)
DEA: AW0572710
1524 Polk Street
San Francisco, CA 94109

Walgreen Co Hydrocodone Shipments to Walgreens # 00887

	Dosage Units		MME		Drug Base Weight in mg	
Date	Walgreens	% Change	Walgreens	% Change	Walgreens	% Change
1996	0		0		0	
1997	0	n/a	0	n/a	0	n/a
1998	0	n/a	0	n/a	0	n/a
1999	0	n/a	0	n/a	0	n/a
2000	0	n/a	0	n/a	0	n/a
2001	0	n/a	0	n/a	0	n/a
2002	0	n/a	0	n/a	0	n/a
2003	0	n/a	0	n/a	0	n/a
2004	0	n/a	0	n/a	0	n/a
2005	0	n/a	0	n/a	0	n/a
2006	115,200	n/a	479,964	n/a	479,964	n/a
2007	112,200	-2.6%	506,424	5.5%	506,424	5.5%
2008	109,800	-2.1%	512,999	1.3%	512,999	1.3%
2009	120,660	9.9%	559,182	9.0%	559,182	9.0%
2010	115,240	-4.5%	513,348	-8.2%	513,348	-8.2%
2011	101,100	-12.3%	482,376	-6.0%	482,376	-6.0%
2012	86,300	-14.6%	393,372	-18.5%	393,372	-18.5%
2013	80,100	-7.2%	368,286	-6.4%	368,286	-6.4%
2014	15,800	-80.3%	73,826	-80.0%	73,826	-80.0%
2015	0	-100.0%	0	-100.0%	0	-100.0%
2016	0	n/a	0	n/a	0	n/a
2017	0	n/a	0	n/a	0	n/a
2018	0	n/a	0	n/a	0	n/a
2019	0	n/a	0	n/a	0	n/a
Total	**856,400**		**3,889,777**		**3,889,777**	

Data source: ARCOS (2006-2014) and Defendant Distribution Data (Walgreens 1/2006 - 3/2014)

Walgreens # 00887 (1/1996 to 12/2017)
DEA: AW0572710
1524 Polk Street
San Francisco, CA 94109

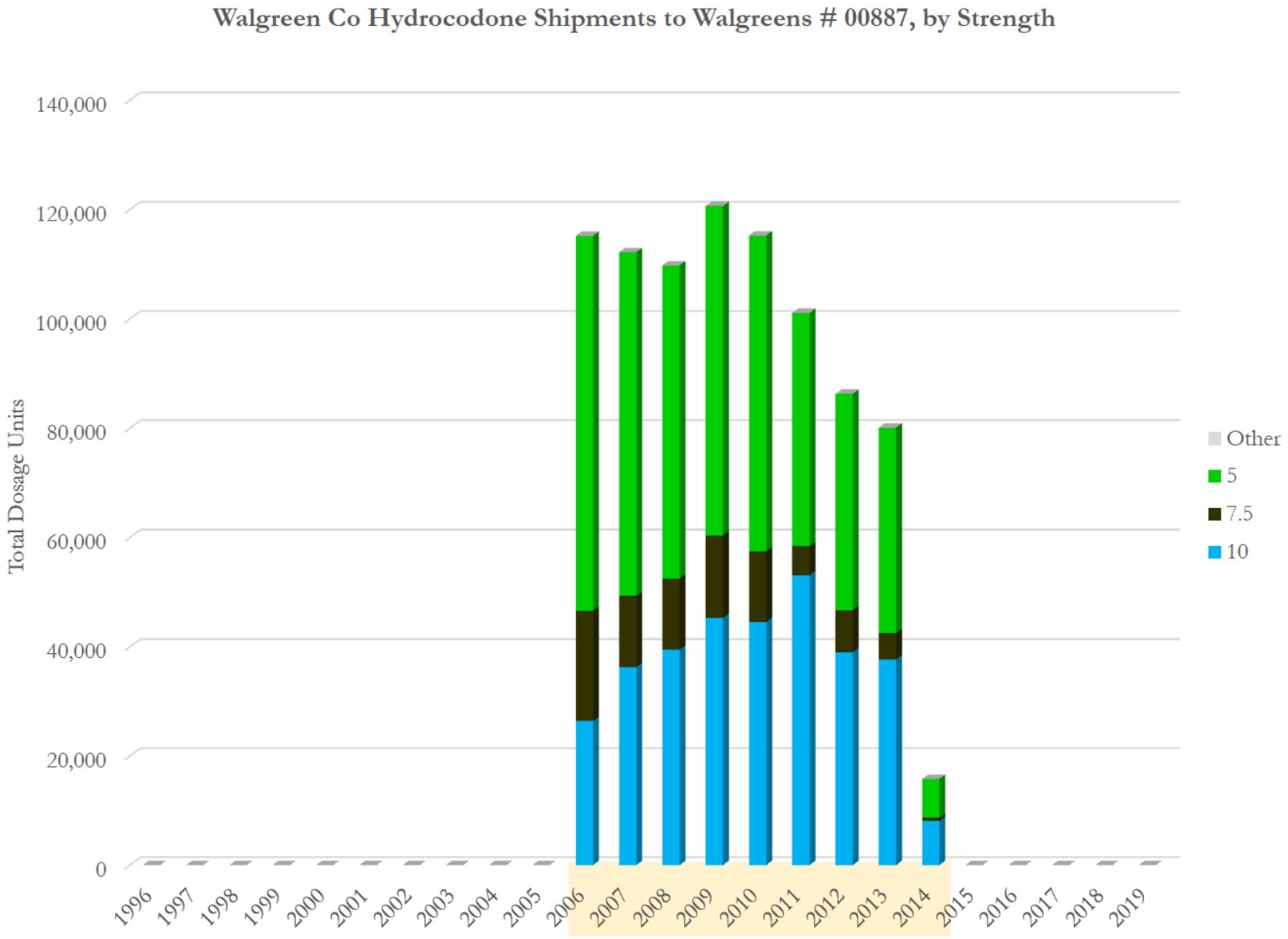

Data source: ARCOS (2006-2014) and Defendant Distribution Data (Walgreens 1/2006 - 3/2014)

Walgreens # 00887 (1/1996 to 12/2017)
DEA: AW0572710
1524 Polk Street
San Francisco, CA 94109

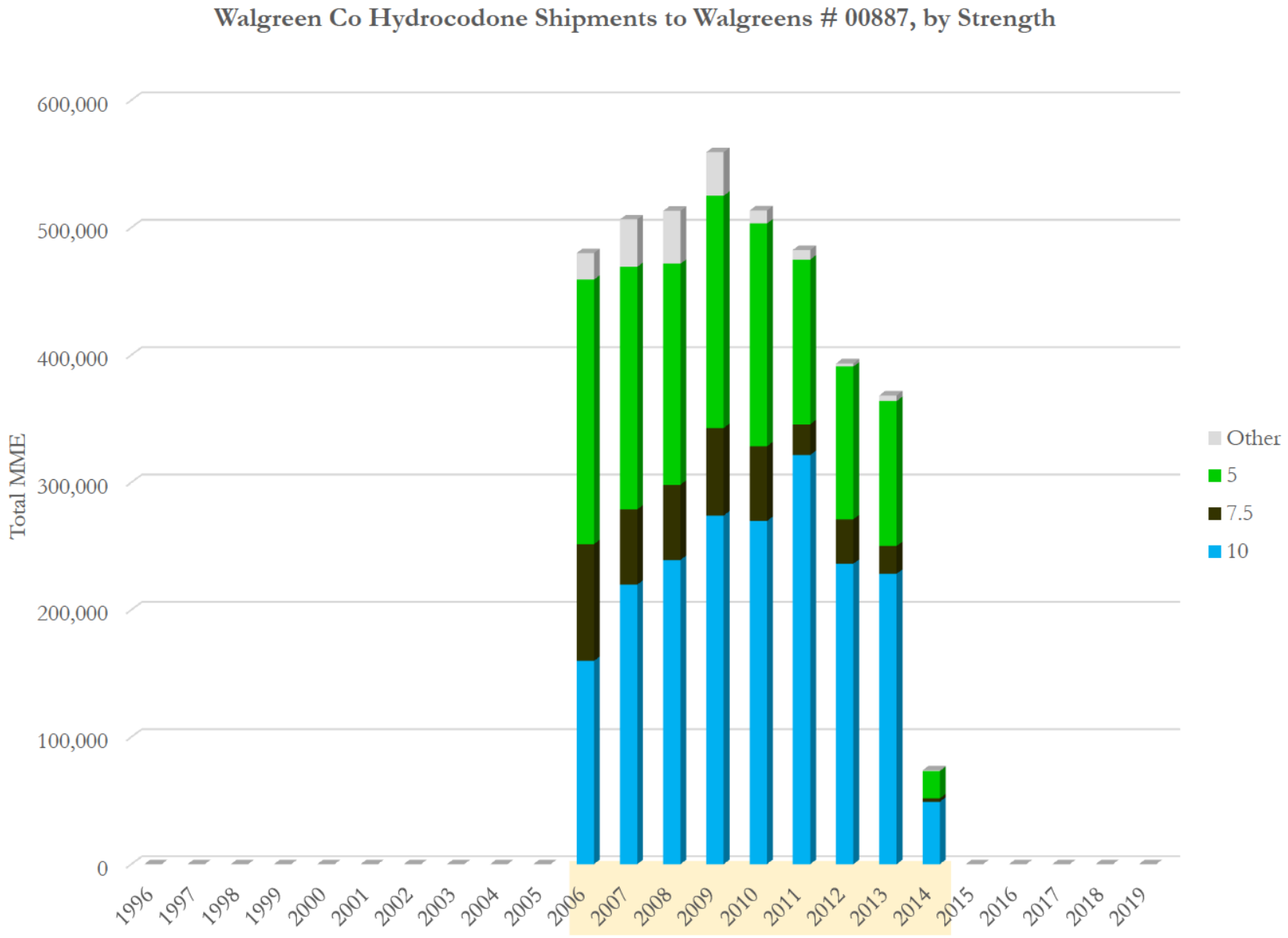

Data source: ARCOS (2006-2014) and Defendant Distribution Data (Walgreens 1/2006 - 3/2014)

Walgreens # 00887 (1/1996 to 12/2017)
DEA: AW0572710
1524 Polk Street
San Francisco, CA 94109

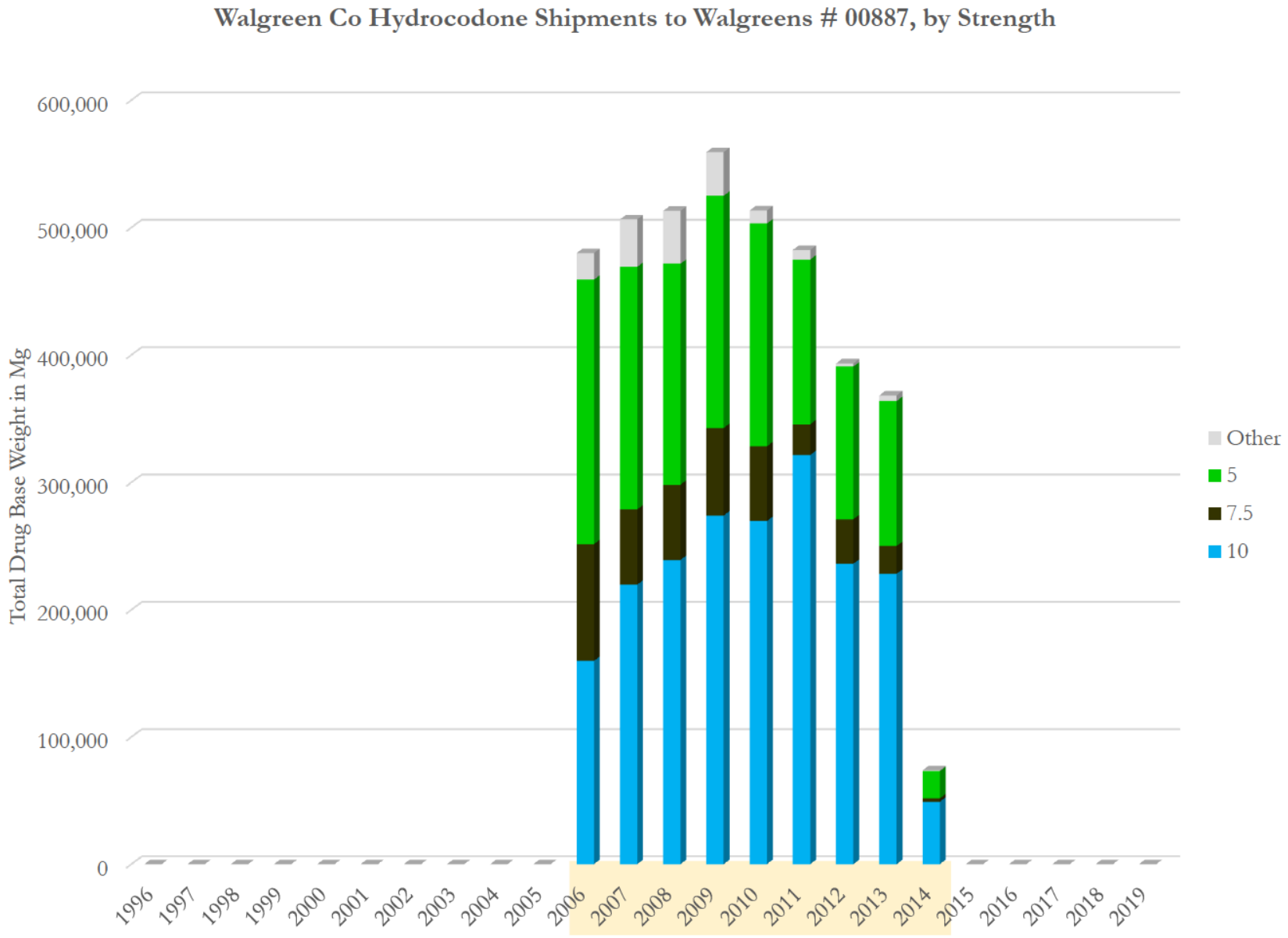

Data source: ARCOS (2006-2014) and Defendant Distribution Data (Walgreens 1/2006 - 3/2014)

Walgreens # 00887 (1/1996 to 12/2017)
DEA: AW0572710
1524 Polk Street
San Francisco, CA 94109

Walgreen Co Hydrocodone Shipments to Walgreens # 00887, by Strength
(Total Dosage Units)

Strength Year\	10	7.5	5	Other	Total	Avg. Str
1996	0	0	0	0	**0**	
1997	0	0	0	0	**0**	
1998	0	0	0	0	**0**	
1999	0	0	0	0	**0**	
2000	0	0	0	0	**0**	
2001	0	0	0	0	**0**	
2002	0	0	0	0	**0**	
2003	0	0	0	0	**0**	
2004	0	0	0	0	**0**	
2005	0	0	0	0	**0**	
2006	26,400	20,200	68,600	0	**115,200**	6.58
2007	36,300	13,000	62,900	0	**112,200**	6.91
2008	39,500	13,000	57,300	0	**109,800**	7.09
2009	45,260	15,100	60,300	0	**120,660**	7.19
2010	44,540	12,900	57,800	0	**115,240**	7.21
2011	53,100	5,300	42,700	0	**101,100**	7.76
2012	39,000	7,700	39,600	0	**86,300**	7.48
2013	37,700	4,800	37,600	0	**80,100**	7.50
2014	8,100	600	7,100	0	**15,800**	7.66
2015	0	0	0	0	**0**	
2016	0	0	0	0	**0**	
2017	0	0	0	0	**0**	
2018	0	0	0	0	**0**	
2019	0	0	0	0	**0**	
Total	**329,900**	**92,600**	**433,900**	**0**	**856,400**	7.20

Data source: ARCOS (2006-2014) and Defendant Distribution Data (Walgreens 1/2006 - 3/2014)

Walgreens # 00887 (1/1996 to 12/2017)
DEA: AW0572710
1524 Polk Street
San Francisco, CA 94109

Walgreen Co Hydrocodone Shipments to Walgreens # 00887, by Strength (Total MME)

Strength Year\	10	7.5	5	Other	Total	Avg. Str
1996	0	0	0	0	**0**	
1997	0	0	0	0	**0**	
1998	0	0	0	0	**0**	
1999	0	0	0	0	**0**	
2000	0	0	0	0	**0**	
2001	0	0	0	0	**0**	
2002	0	0	0	0	**0**	
2003	0	0	0	0	**0**	
2004	0	0	0	0	**0**	
2005	0	0	0	0	**0**	
2006	159,826	91,718	207,652	20,768	**479,964**	6.58
2007	219,760	59,027	190,398	37,239	**506,424**	6.91
2008	239,133	59,027	173,447	41,393	**512,999**	7.09
2009	274,004	68,562	182,528	34,089	**559,182**	7.19
2010	269,645	58,572	174,961	10,169	**513,348**	7.21
2011	321,467	24,065	129,253	7,591	**482,376**	7.76
2012	236,106	34,962	119,869	2,435	**393,372**	7.48
2013	228,236	21,794	113,815	4,440	**368,286**	7.50
2014	49,037	2,724	21,492	573	**73,826**	7.66
2015	0	0	0	0	**0**	
2016	0	0	0	0	**0**	
2017	0	0	0	0	**0**	
2018	0	0	0	0	**0**	
2019	0	0	0	0	**0**	
Total	**1,997,215**	**420,450**	**1,313,415**	**158,697**	**3,889,777**	7.20

Data source: ARCOS (2006-2014) and Defendant Distribution Data (Walgreens 1/2006 - 3/2014)

Walgreens # 00887 (1/1996 to 12/2017)
DEA: AW0572710
1524 Polk Street
San Francisco, CA 94109

Walgreen Co Hydrocodone Shipments to Walgreens # 00887, by Strength
(Total Drug Base Weight in Milligram)

Strength Year\	10	7.5	5	Other	Total	Avg. Str
1996	0	0	0	0	**0**	
1997	0	0	0	0	**0**	
1998	0	0	0	0	**0**	
1999	0	0	0	0	**0**	
2000	0	0	0	0	**0**	
2001	0	0	0	0	**0**	
2002	0	0	0	0	**0**	
2003	0	0	0	0	**0**	
2004	0	0	0	0	**0**	
2005	0	0	0	0	**0**	
2006	159,826	91,718	207,652	20,768	**479,964**	6.58
2007	219,760	59,027	190,398	37,239	**506,424**	6.91
2008	239,133	59,027	173,447	41,393	**512,999**	7.09
2009	274,004	68,562	182,528	34,089	**559,182**	7.19
2010	269,645	58,572	174,961	10,169	**513,348**	7.21
2011	321,467	24,065	129,253	7,591	**482,376**	7.76
2012	236,106	34,962	119,869	2,435	**393,372**	7.48
2013	228,236	21,794	113,815	4,440	**368,286**	7.50
2014	49,037	2,724	21,492	573	**73,826**	7.66
2015	0	0	0	0	**0**	
2016	0	0	0	0	**0**	
2017	0	0	0	0	**0**	
2018	0	0	0	0	**0**	
2019	0	0	0	0	**0**	
Total	**1,997,215**	**420,450**	**1,313,415**	**158,697**	**3,889,777**	7.20

Data source: ARCOS (2006-2014) and Defendant Distribution Data (Walgreens 1/2006 - 3/2014)

Walgreens # 06557 (11/2003 to 12/2017)
DEA: BW8397564
199 Parnassus
San Francisco, CA 94117

Walgreen Co Oxycodone Shipments to Walgreens # 06557

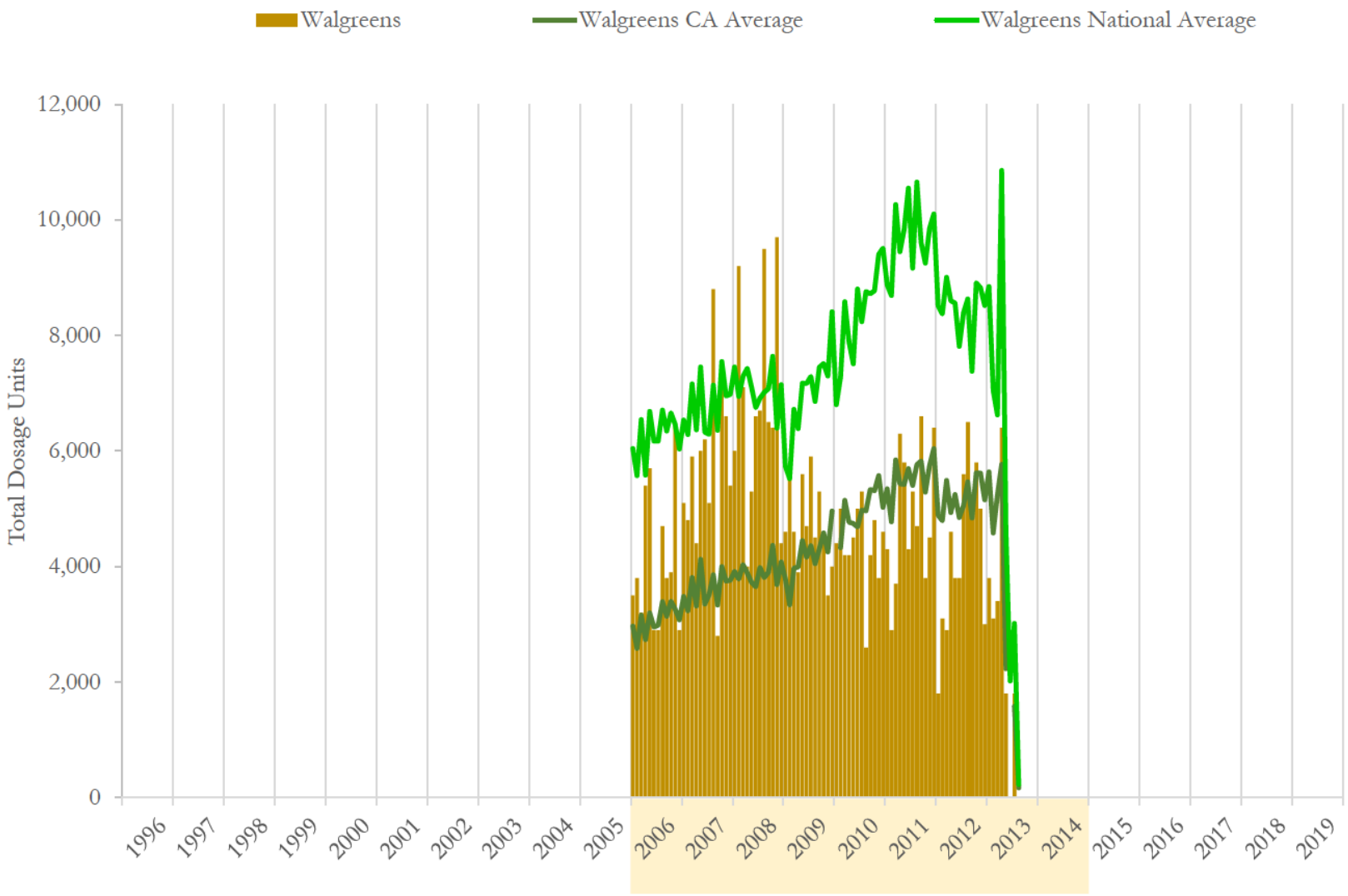

National and state averages reflect oxycodone shipped from Walgreen Co to all active pharmacies each month.
Data source: ARCOS (2006-2014) and Defendant Distribution Data (Walgreens 1/2006 - 3/2014)

Walgreens # 06557 (11/2003 to 12/2017)
DEA: BW8397564
199 Parnassus
San Francisco, CA 94117

Walgreen Co Oxycodone Shipments to Walgreens # 06557

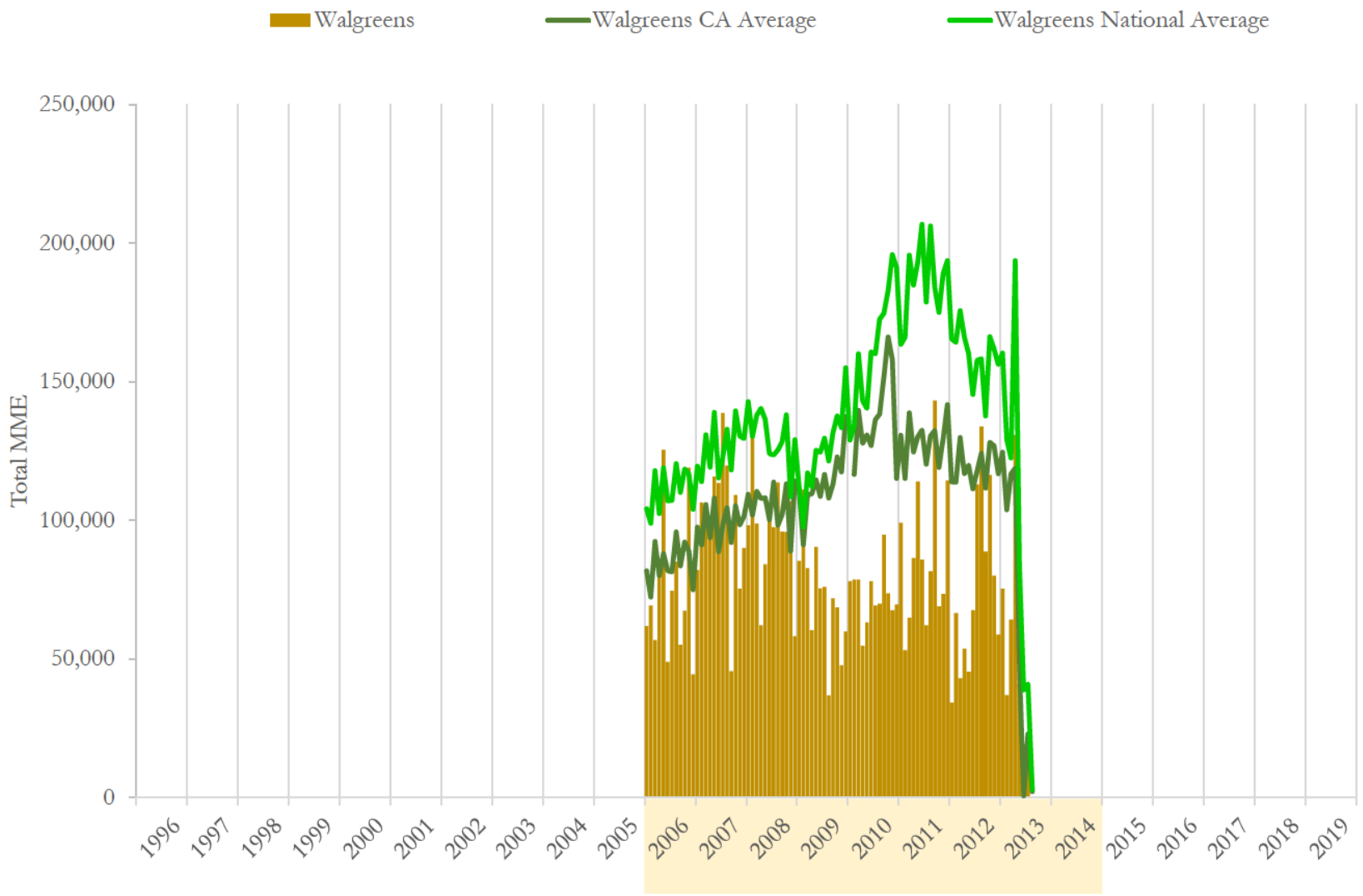

National and state averages reflect oxycodone shipped from Walgreen Co to all active pharmacies each month.
Data source: ARCOS (2006-2014) and Defendant Distribution Data (Walgreens 1/2006 - 3/2014)

Walgreens # 06557 (11/2003 to 12/2017)
DEA: BW8397564
199 Parnassus
San Francisco, CA 94117

Walgreen Co Oxycodone Shipments to Walgreens # 06557

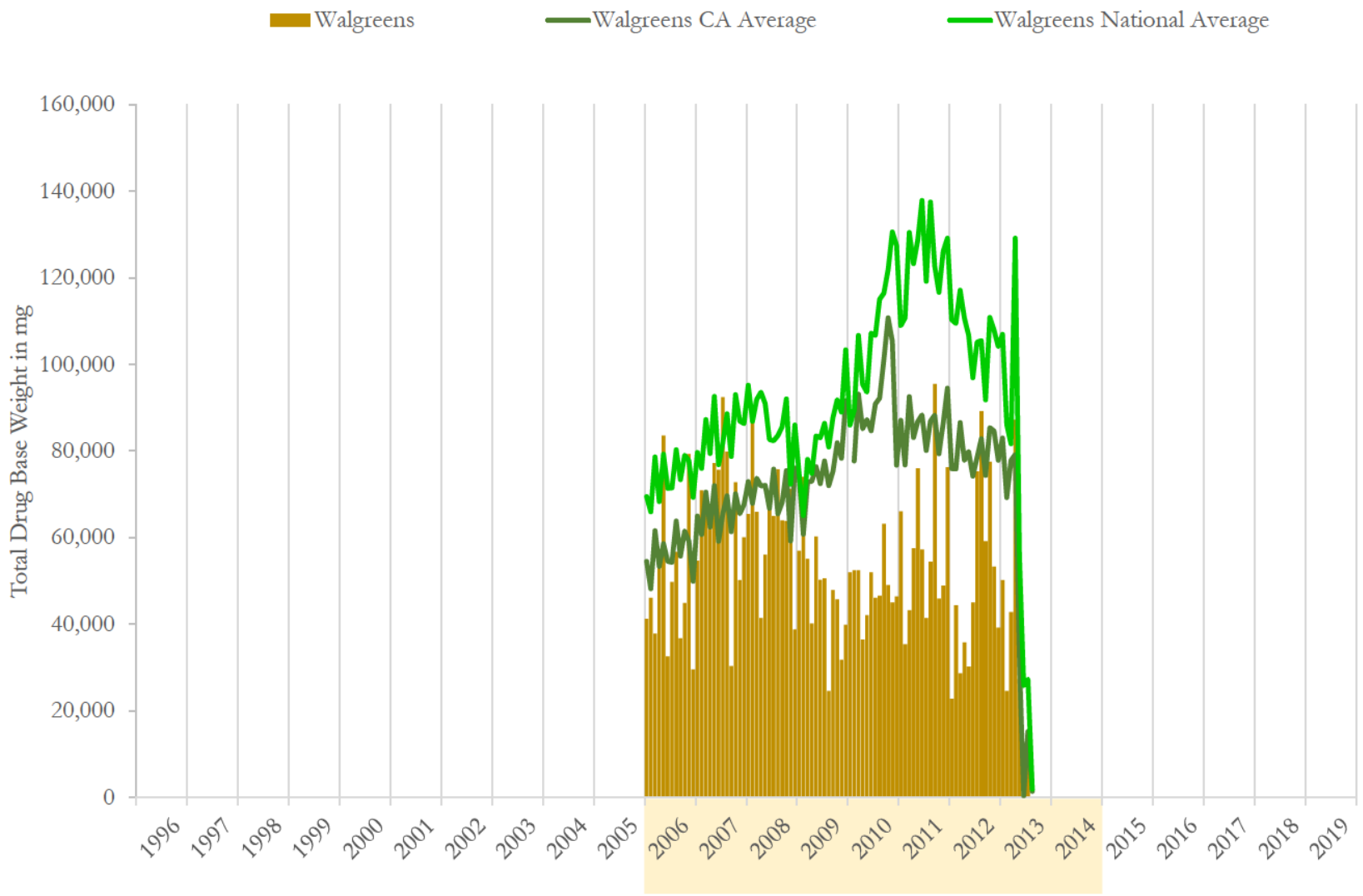

National and state averages reflect oxycodone shipped from Walgreen Co to all active pharmacies each month.
Data source: ARCOS (2006-2014) and Defendant Distribution Data (Walgreens 1/2006 - 3/2014)

Walgreens # 06557 (11/2003 to 12/2017)
DEA: BW8397564
199 Parnassus
San Francisco, CA 94117

Walgreen Co Oxycodone Shipments to Walgreens # 06557

	Dosage Units		MME		Drug Base Weight in mg	
Date	Walgreens	% Change	Walgreens	% Change	Walgreens	% Change
01/2006	3,500	n/a	61,859	n/a	41,239	n/a
02/2006	3,800	8.6%	69,255	12.0%	46,170	12.0%
03/2006	3,200	-15.8%	56,815	-18.0%	37,877	-18.0%
04/2006	5,400	68.8%	86,064	51.5%	57,376	51.5%
05/2006	5,700	5.6%	125,398	45.7%	83,599	45.7%
06/2006	2,900	-49.1%	48,870	-61.0%	32,580	-61.0%
07/2006	2,900	0.0%	74,634	52.7%	49,756	52.7%
08/2006	4,700	62.1%	85,055	14.0%	56,704	14.0%
09/2006	3,800	-19.1%	55,135	-35.2%	36,757	-35.2%
10/2006	3,900	2.6%	67,439	22.3%	44,959	22.3%
11/2006	6,500	66.7%	119,010	76.5%	79,340	76.5%
12/2006	2,900	-55.4%	44,377	-62.7%	29,584	-62.7%
01/2007	5,100	75.9%	82,030	84.8%	54,686	84.8%
02/2007	4,800	-5.9%	106,376	29.7%	70,917	29.7%
03/2007	5,900	22.9%	98,145	-7.7%	65,430	-7.7%
04/2007	4,400	-25.4%	101,529	3.4%	67,686	3.4%
05/2007	6,000	36.4%	115,782	14.0%	77,188	14.0%
06/2007	6,200	3.3%	113,428	-2.0%	75,619	-2.0%
07/2007	5,100	-17.7%	138,650	22.2%	92,433	22.2%
08/2007	8,800	72.5%	119,754	-13.6%	79,836	-13.6%
09/2007	2,800	-68.2%	45,573	-61.9%	30,382	-61.9%
10/2007	7,500	167.9%	109,131	139.5%	72,754	139.5%
11/2007	6,600	-12.0%	75,317	-31.0%	50,211	-31.0%
12/2007	5,400	-18.2%	90,076	19.6%	60,051	19.6%

Data source: ARCOS (2006-2014) and Defendant Distribution Data (Walgreens 1/2006 - 3/2014)

Walgreens # 06557 (11/2003 to 12/2017)
DEA: BW8397564
199 Parnassus
San Francisco, CA 94117

Walgreen Co Oxycodone Shipments to Walgreens # 06557

	Dosage Units		MME		Drug Base Weight in mg	
Date	Walgreens	% Change	Walgreens	% Change	Walgreens	% Change
01/2008	6,000	11.1%	98,192	9.0%	65,461	9.0%
02/2008	9,200	53.3%	135,570	38.1%	90,380	38.1%
03/2008	7,100	-22.8%	98,872	-27.1%	65,914	-27.1%
04/2008	4,000	-43.7%	62,140	-37.2%	41,427	-37.2%
05/2008	5,300	32.5%	84,173	35.5%	56,116	35.5%
06/2008	6,600	24.5%	103,546	23.0%	69,030	23.0%
07/2008	6,700	1.5%	97,494	-5.8%	64,996	-5.8%
08/2008	9,500	41.8%	113,631	16.6%	75,754	16.6%
09/2008	6,500	-31.6%	95,948	-15.6%	63,965	-15.6%
10/2008	6,400	-1.5%	95,813	-0.1%	63,876	-0.1%
11/2008	9,700	51.6%	106,908	11.6%	71,272	11.6%
12/2008	4,400	-54.6%	58,295	-45.5%	38,863	-45.5%
01/2009	4,600	4.5%	85,392	46.5%	56,928	46.5%
02/2009	5,600	21.7%	111,076	30.1%	74,051	30.1%
03/2009	4,600	-17.9%	82,702	-25.5%	55,135	-25.5%
04/2009	3,900	-15.2%	60,312	-27.1%	40,208	-27.1%
05/2009	5,600	43.6%	90,434	49.9%	60,290	49.9%
06/2009	4,700	-16.1%	75,440	-16.6%	50,294	-16.6%
07/2009	5,900	25.5%	75,978	0.7%	50,652	0.7%
08/2009	4,500	-23.7%	36,913	-51.4%	24,609	-51.4%
09/2009	5,300	17.8%	71,877	94.7%	47,918	94.7%
10/2009	4,600	-13.2%	68,582	-4.6%	45,722	-4.6%
11/2009	3,500	-23.9%	47,739	-30.4%	31,826	-30.4%
12/2009	4,000	14.3%	59,841	25.4%	39,894	25.4%

Data source: ARCOS (2006-2014) and Defendant Distribution Data (Walgreens 1/2006 - 3/2014)

Walgreens # 06557 (11/2003 to 12/2017)
DEA: BW8397564
199 Parnassus
San Francisco, CA 94117

Walgreen Co Oxycodone Shipments to Walgreens # 06557

	Dosage Units		MME		Drug Base Weight in mg	
Date	Walgreens	% Change	Walgreens	% Change	Walgreens	% Change
01/2010	4,400	10.0%	77,996	30.3%	51,997	30.3%
02/2010	5,000	13.6%	78,668	0.9%	52,445	0.9%
03/2010	4,200	-16.0%	78,668	0.0%	52,445	0.0%
04/2010	4,200	0.0%	54,731	-30.4%	36,488	-30.4%
05/2010	4,500	7.1%	63,203	15.5%	42,136	15.5%
06/2010	5,000	11.1%	77,996	23.4%	51,997	23.4%
07/2010	5,300	6.0%	69,255	-11.2%	46,170	-11.2%
08/2010	2,600	-50.9%	69,927	1.0%	46,618	1.0%
09/2010	4,200	61.5%	94,805	35.6%	63,203	35.6%
10/2010	4,800	14.3%	73,625	-22.3%	49,083	-22.3%
11/2010	3,800	-20.8%	67,574	-8.2%	45,049	-8.2%
12/2010	4,600	21.1%	69,658	3.1%	46,439	3.1%
01/2011	4,300	-6.5%	99,175	42.4%	66,117	42.4%
02/2011	2,900	-32.6%	53,118	-46.4%	35,412	-46.4%
03/2011	3,700	27.6%	64,884	22.2%	43,256	22.2%
04/2011	6,300	70.3%	86,400	33.2%	57,600	33.2%
05/2011	5,800	-7.9%	113,968	31.9%	75,978	31.9%
06/2011	4,300	-25.9%	85,862	-24.7%	57,242	-24.7%
07/2011	5,300	23.3%	62,127	-27.6%	41,418	-27.6%
08/2011	4,700	-11.3%	81,626	31.4%	54,418	31.4%
09/2011	6,600	40.4%	143,216	75.5%	95,477	75.5%
10/2011	3,800	-42.4%	68,918	-51.9%	45,946	-51.9%
11/2011	4,500	18.4%	73,423	6.5%	48,949	6.5%
12/2011	6,400	42.2%	114,394	55.8%	76,263	55.8%

Data source: ARCOS (2006-2014) and Defendant Distribution Data (Walgreens 1/2006 - 3/2014)

Walgreens # 06557 (11/2003 to 12/2017)
DEA: BW8397564
199 Parnassus
San Francisco, CA 94117

Walgreen Co Oxycodone Shipments to Walgreens # 06557

	Dosage Units		MME		Drug Base Weight in mg	
Date	Walgreens	% Change	Walgreens	% Change	Walgreens	% Change
01/2012	1,800	-71.9%	34,291	-70.0%	22,861	-70.0%
02/2012	3,100	72.2%	66,565	94.1%	44,377	94.1%
03/2012	2,900	-6.5%	43,032	-35.4%	28,688	-35.4%
04/2012	4,600	58.6%	53,790	25.0%	35,860	25.0%
05/2012	3,800	-17.4%	45,385	-15.6%	30,257	-15.6%
06/2012	3,800	0.0%	67,574	48.9%	45,049	48.9%
07/2012	5,600	47.4%	112,959	67.2%	75,306	67.2%
08/2012	6,500	16.1%	133,803	18.5%	89,202	18.5%
09/2012	5,200	-20.0%	88,754	-33.7%	59,169	-33.7%
10/2012	5,800	11.5%	116,321	31.1%	77,547	31.1%
11/2012	5,000	-13.8%	80,013	-31.2%	53,342	-31.2%
12/2012	3,000	-40.0%	58,833	-26.5%	39,222	-26.5%
01/2013	3,800	26.7%	75,306	28.0%	50,204	28.0%
02/2013	3,100	-18.4%	36,981	-50.9%	24,654	-50.9%
03/2013	3,400	9.7%	64,212	73.6%	42,808	73.6%
04/2013	6,400	88.2%	130,777	103.7%	87,185	103.7%
05/2013	1,800	-71.9%	41,015	-68.6%	27,343	-68.6%
06/2013	0	-100.0%	0	-100.0%	0	-100.0%
07/2013	1,800	n/a	22,861	n/a	15,241	n/a
08/2013	0	-100.0%	0	-100.0%	0	-100.0%
09/2013	0	n/a	0	n/a	0	n/a
10/2013	0	n/a	0	n/a	0	n/a
11/2013	0	n/a	0	n/a	0	n/a
12/2013	0	n/a	0	n/a	0	n/a

Data source: ARCOS (2006-2014) and Defendant Distribution Data (Walgreens 1/2006 - 3/2014)

Walgreens # 06557 (11/2003 to 12/2017)
DEA: BW8397564
199 Parnassus
San Francisco, CA 94117

Walgreen Co Oxycodone Shipments to Walgreens # 06557

	Dosage Units		MME		Drug Base Weight in mg	
Date	Walgreens	% Change	Walgreens	% Change	Walgreens	% Change
1996	0		0		0	
1997	0	n/a	0	n/a	0	n/a
1998	0	n/a	0	n/a	0	n/a
1999	0	n/a	0	n/a	0	n/a
2000	0	n/a	0	n/a	0	n/a
2001	0	n/a	0	n/a	0	n/a
2002	0	n/a	0	n/a	0	n/a
2003	0	n/a	0	n/a	0	n/a
2004	0	n/a	0	n/a	0	n/a
2005	0	n/a	0	n/a	0	n/a
2006	49,200	n/a	893,910	n/a	595,940	n/a
2007	68,600	39.4%	1,195,790	33.8%	797,194	33.8%
2008	81,400	18.7%	1,150,582	-3.8%	767,055	-3.8%
2009	56,800	-30.2%	866,288	-24.7%	577,525	-24.7%
2010	52,600	-7.4%	876,105	1.1%	584,070	1.1%
2011	58,600	11.4%	1,047,113	19.5%	698,075	19.5%
2012	51,100	-12.8%	901,319	-13.9%	600,879	-13.9%
2013	20,300	-60.3%	371,151	-58.8%	247,434	-58.8%
2014	0	-100.0%	0	-100.0%	0	-100.0%
2015	0	n/a	0	n/a	0	n/a
2016	0	n/a	0	n/a	0	n/a
2017	0	n/a	0	n/a	0	n/a
2018	0	n/a	0	n/a	0	n/a
2019	0	n/a	0	n/a	0	n/a
Total	**438,600**		**7,302,258**		**4,868,172**	

Data source: ARCOS (2006-2014) and Defendant Distribution Data (Walgreens 1/2006 - 3/2014)

Walgreens # 06557 (11/2003 to 12/2017)
DEA: BW8397564
199 Parnassus
San Francisco, CA 94117

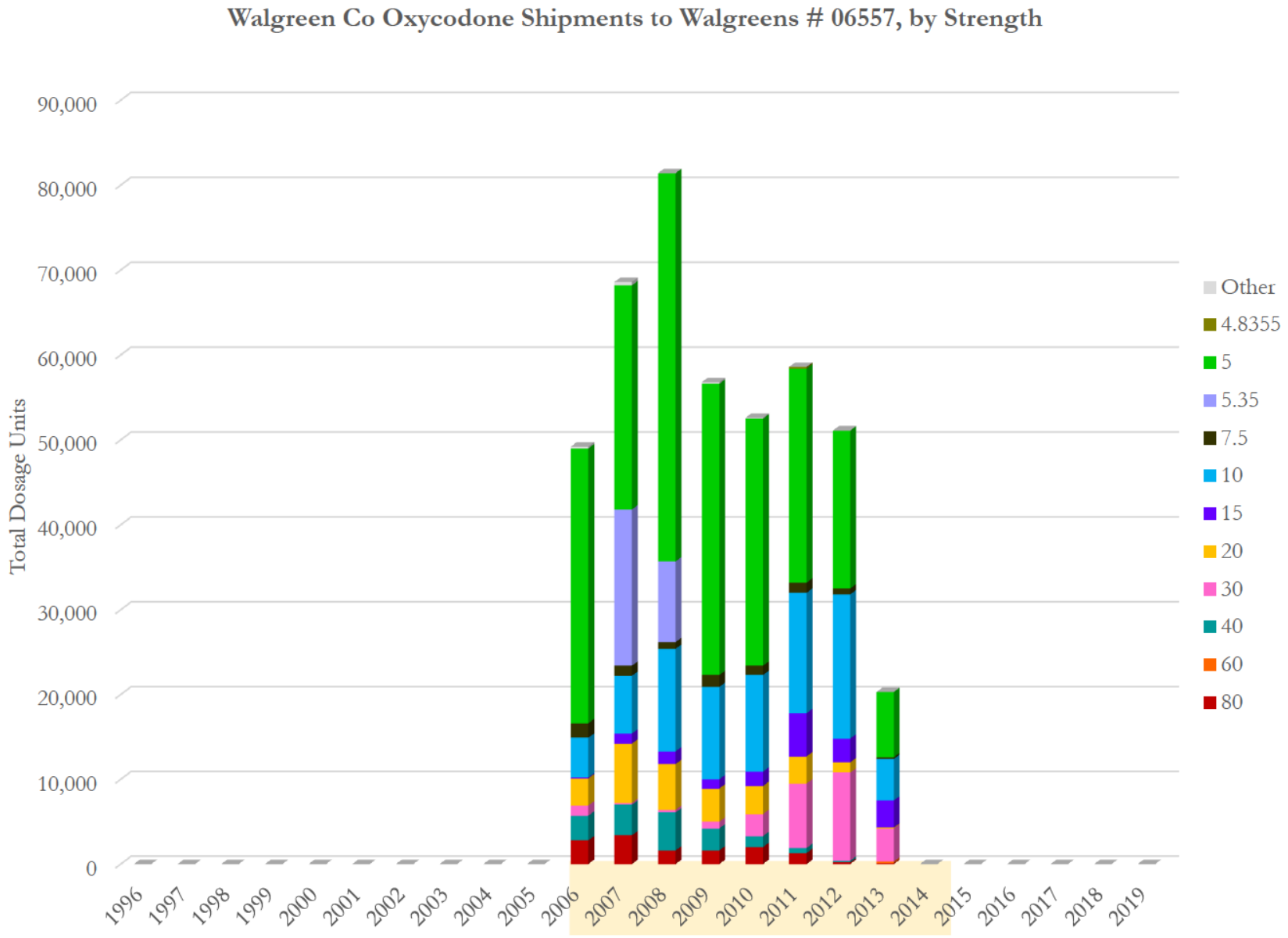

Data source: ARCOS (2006-2014) and Defendant Distribution Data (Walgreens 1/2006 - 3/2014)

Walgreens # 06557 (11/2003 to 12/2017)
DEA: BW8397564
199 Parnassus
San Francisco, CA 94117

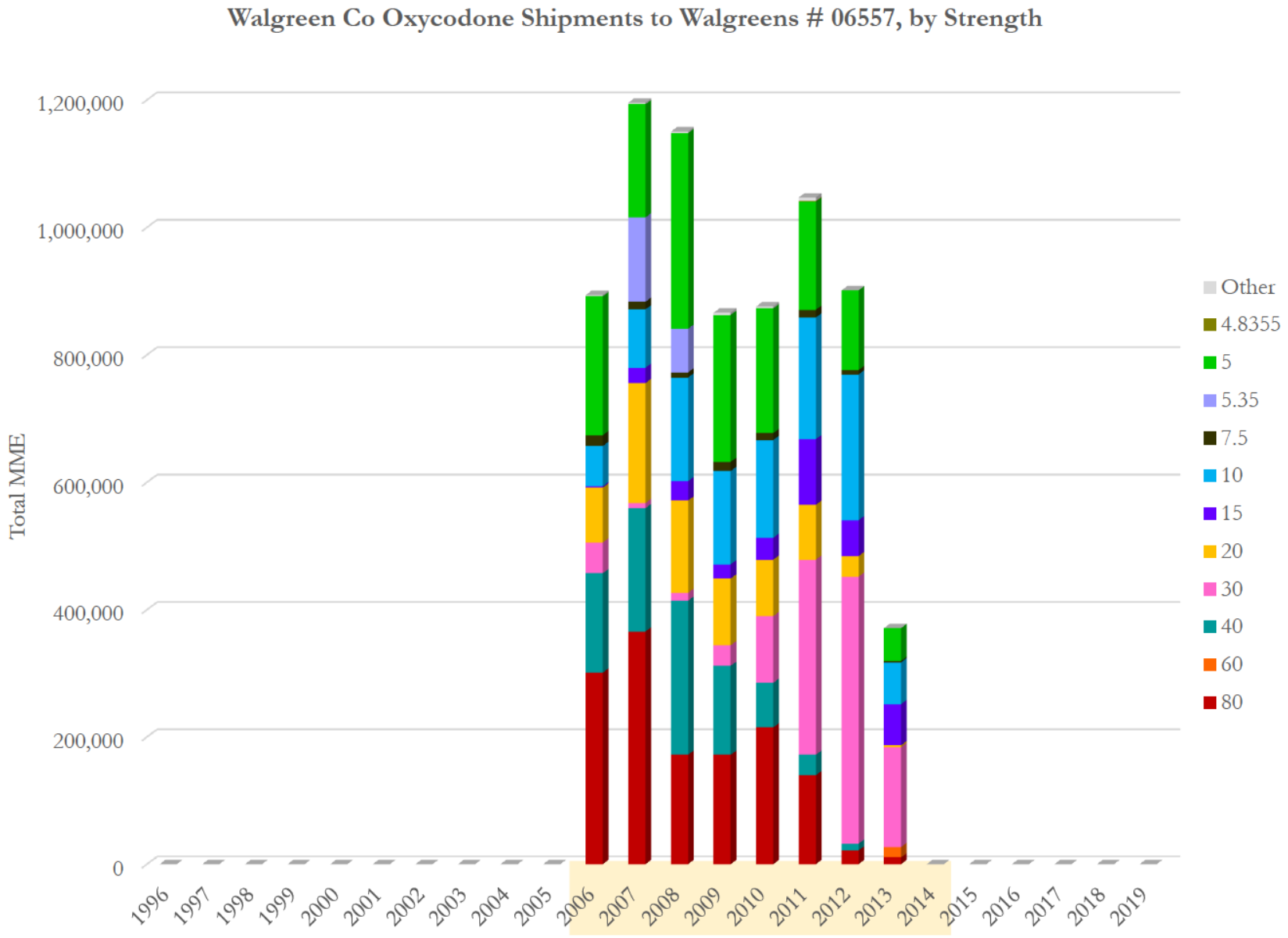

Data source: ARCOS (2006-2014) and Defendant Distribution Data (Walgreens 1/2006 - 3/2014)

Walgreens # 06557 (11/2003 to 12/2017)
DEA: BW8397564
199 Parnassus
San Francisco, CA 94117

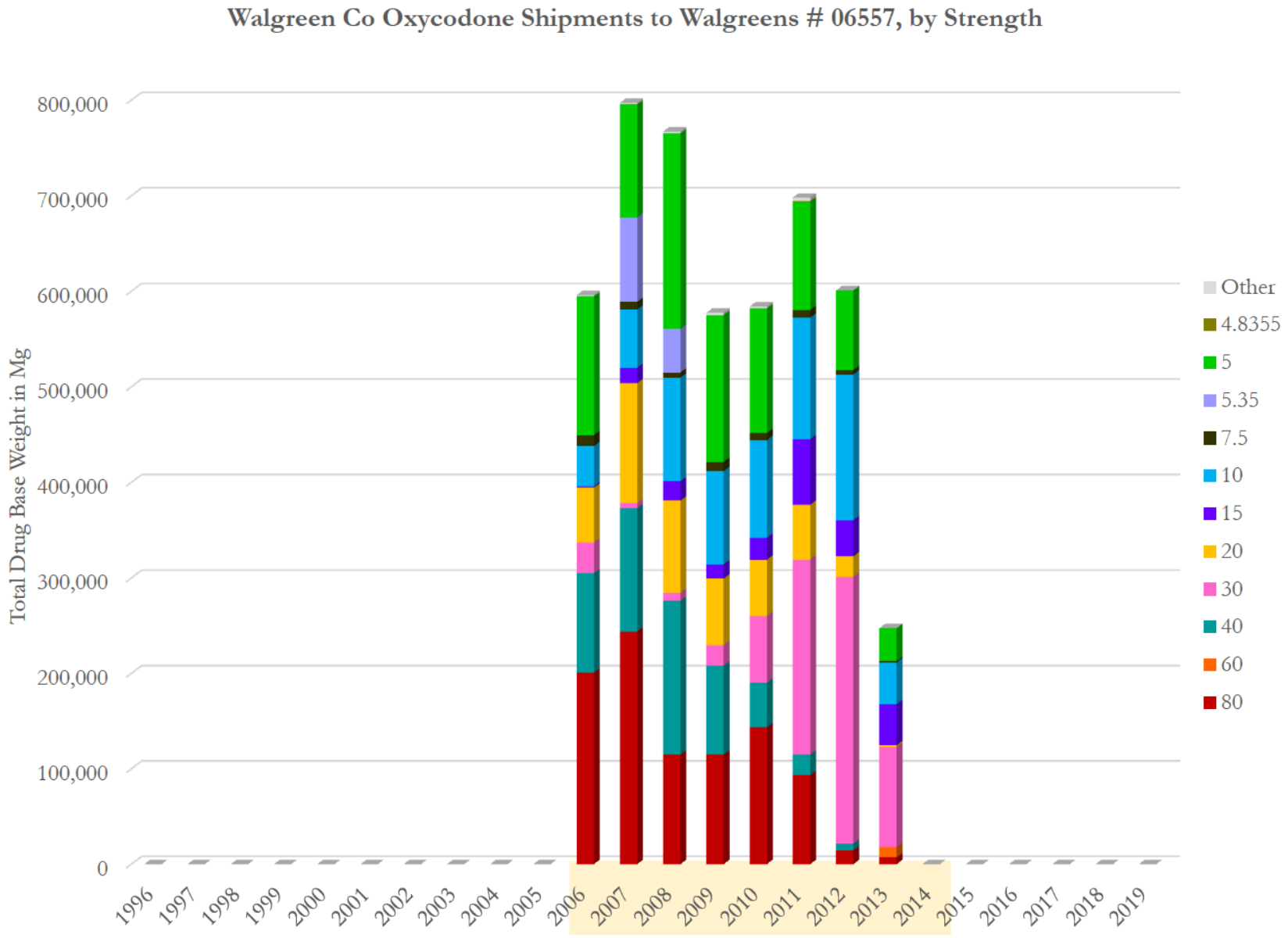

Data source: ARCOS (2006-2014) and Defendant Distribution Data (Walgreens 1/2006 - 3/2014)

Walgreens # 06557 (11/2003 to 12/2017)
DEA: BW8397564
199 Parnassus
San Francisco, CA 94117

Walgreen Co Oxycodone Shipments to Walgreens # 06557, by Strength
(Total Dosage Units)

Strength Year\	80	60	40	30	20	15	10	7.5	5.35	5	4.8355	Other	Total	Avg. Str
1996	0	0	0	0	0	0	0	0	0	0	0	0	**0**	
1997	0	0	0	0	0	0	0	0	0	0	0	0	**0**	
1998	0	0	0	0	0	0	0	0	0	0	0	0	**0**	
1999	0	0	0	0	0	0	0	0	0	0	0	0	**0**	
2000	0	0	0	0	0	0	0	0	0	0	0	0	**0**	
2001	0	0	0	0	0	0	0	0	0	0	0	0	**0**	
2002	0	0	0	0	0	0	0	0	0	0	0	0	**0**	
2003	0	0	0	0	0	0	0	0	0	0	0	0	**0**	
2004	0	0	0	0	0	0	0	0	0	0	0	0	**0**	
2005	0	0	0	0	0	0	0	0	0	0	0	0	**0**	
2006	2,800	0	2,900	1,200	3,200	100	4,700	1,700	0	32,400	0	200	**49,200**	13 54
2007	3,400	0	3,600	200	7,000	1,200	6,800	1,200	18,400	26,400	0	400	**68,600**	13 01
2008	1,600	0	4,500	300	5,400	1,500	12,100	800	9,500	45,700	0	0	**81,400**	10 49
2009	1,600	0	2,600	800	3,900	1,100	10,900	1,400	0	34,300	0	200	**56,800**	11 33
2010	2,000	0	1,300	2,600	3,300	1,700	11,400	1,100	0	29,100	0	100	**52,600**	12 37
2011	1,300	0	600	7,600	3,200	5,100	14,200	1,200	0	25,200	200	0	**58,600**	13 22
2012	200	0	200	10,400	1,200	2,800	17,000	700	0	18,600	0	0	**51,100**	13 12
2013	100	200	0	3,900	100	3,200	4,900	200	0	7,700	0	0	**20,300**	13 60
2014	0	0	0	0	0	0	0	0	0	0	0	0	**0**	
2015	0	0	0	0	0	0	0	0	0	0	0	0	**0**	
2016	0	0	0	0	0	0	0	0	0	0	0	0	**0**	
2017	0	0	0	0	0	0	0	0	0	0	0	0	**0**	
2018	0	0	0	0	0	0	0	0	0	0	0	0	**0**	
2019	0	0	0	0	0	0	0	0	0	0	0	0	**0**	
Total	**13,000**	**200**	**15,700**	**27,000**	**27,300**	**16,700**	**82,000**	**8,300**	**27,900**	**219,400**	**200**	**900**	**438,600**	12 37

Data source: ARCOS (2006-2014) and Defendant Distribution Data (Walgreens 1/2006 - 3/2014)

Walgreens # 06557 (11/2003 to 12/2017)
DEA: BW8397564
199 Parnassus
San Francisco, CA 94117

Walgreen Co Oxycodone Shipments to Walgreens # 06557, by Strength
(Total MME)

Strength Year\	80	60	40	30	20	15	10	7.5	5.35	5	4.8355	Other	Total	Avg. Str
1996	0	0	0	0	0	0	0	0	0	0	0	0	**0**	
1997	0	0	0	0	0	0	0	0	0	0	0	0	**0**	
1998	0	0	0	0	0	0	0	0	0	0	0	0	**0**	
1999	0	0	0	0	0	0	0	0	0	0	0	0	**0**	
2000	0	0	0	0	0	0	0	0	0	0	0	0	**0**	
2001	0	0	0	0	0	0	0	0	0	0	0	0	**0**	
2002	0	0	0	0	0	0	0	0	0	0	0	0	**0**	
2003	0	0	0	0	0	0	0	0	0	0	0	0	**0**	
2004	0	0	0	0	0	0	0	0	0	0	0	0	**0**	
2005	0	0	0	0	0	0	0	0	0	0	0	0	**0**	
2006	301,224	0	155,991	48,411	86,064	2,017	63,203	17,146	0	217,849	0	2,006	**893,910**	13 54
2007	365,772	0	193,644	8,069	188,265	24,206	91,443	12,103	132,362	177,507	0	2,421	**1,195,790**	13 01
2008	172,128	0	242,055	12,103	145,233	30,257	162,715	8,069	68,339	307,275	0	2,409	**1,150,582**	10 49
2009	172,128	0	139,854	32,274	104,891	22,188	146,578	14,120	0	230,625	0	3,631	**866,288**	11 33
2010	215,160	0	69,927	104,891	88,754	34,291	153,302	11,094	0	195,661	0	3,026	**876,105**	12 37
2011	139,854	0	32,274	306,603	86,064	102,873	190,955	12,103	0	169,439	1,301	5,648	**1,047,113**	13 22
2012	21,516	0	10,758	419,562	32,274	56,480	228,608	7,060	0	125,062	0	0	**901,319**	13 12
2013	10,758	16,137	0	157,336	2,690	64,548	65,893	2,017	0	51,773	0	0	**371,151**	13 60
2014	0	0	0	0	0	0	0	0	0	0	0	0	**0**	
2015	0	0	0	0	0	0	0	0	0	0	0	0	**0**	
2016	0	0	0	0	0	0	0	0	0	0	0	0	**0**	
2017	0	0	0	0	0	0	0	0	0	0	0	0	**0**	
2018	0	0	0	0	0	0	0	0	0	0	0	0	**0**	
2019	0	0	0	0	0	0	0	0	0	0	0	0	**0**	
Total	**1,398,540**	**16,137**	**844,503**	**1,089,248**	**734,234**	**336,860**	**1,102,695**	**83,711**	**200,702**	**1,475,189**	**1,301**	**19,140**	**7,302,258**	12 37

Data source: ARCOS (2006-2014) and Defendant Distribution Data (Walgreens 1/2006 - 3/2014)

Walgreens # 06557 (11/2003 to 12/2017)
DEA: BW8397564
199 Parnassus
San Francisco, CA 94117

Walgreen Co Oxycodone Shipments to Walgreens # 06557, by Strength
(Total Drug Base Weight in Milligram)

Strength Year\	80	60	40	30	20	15	10	7.5	5.35	5	4.8355	Other	Total	Avg. Str
1996	0	0	0	0	0	0	0	0	0	0	0	0	**0**	
1997	0	0	0	0	0	0	0	0	0	0	0	0	**0**	
1998	0	0	0	0	0	0	0	0	0	0	0	0	**0**	
1999	0	0	0	0	0	0	0	0	0	0	0	0	**0**	
2000	0	0	0	0	0	0	0	0	0	0	0	0	**0**	
2001	0	0	0	0	0	0	0	0	0	0	0	0	**0**	
2002	0	0	0	0	0	0	0	0	0	0	0	0	**0**	
2003	0	0	0	0	0	0	0	0	0	0	0	0	**0**	
2004	0	0	0	0	0	0	0	0	0	0	0	0	**0**	
2005	0	0	0	0	0	0	0	0	0	0	0	0	**0**	
2006	200,816	0	103,994	32,274	57,376	1,345	42,136	11,430	0	145,233	0	1,337	**595,940**	13 54
2007	243,848	0	129,096	5,379	125,510	16,137	60,962	8,069	88,242	118,338	0	1,614	**797,194**	13 01
2008	114,752	0	161,370	8,069	96,822	20,171	108,477	5,379	45,560	204,850	0	1,606	**767,055**	10 49
2009	114,752	0	93,236	21,516	69,927	14,792	97,719	9,413	0	153,750	0	2,421	**577,525**	11 33
2010	143,440	0	46,618	69,927	59,169	22,861	102,201	7,396	0	130,441	0	2,017	**584,070**	12 37
2011	93,236	0	21,516	204,402	57,376	68,582	127,303	8,069	0	112,959	867	3,765	**698,075**	13 22
2012	14,344	0	7,172	279,708	21,516	37,653	152,405	4,707	0	83,375	0	0	**600,879**	13 12
2013	7,172	10,758	0	104,891	1,793	43,032	43,929	1,345	0	34,515	0	0	**247,434**	13 60
2014	0	0	0	0	0	0	0	0	0	0	0	0	**0**	
2015	0	0	0	0	0	0	0	0	0	0	0	0	**0**	
2016	0	0	0	0	0	0	0	0	0	0	0	0	**0**	
2017	0	0	0	0	0	0	0	0	0	0	0	0	**0**	
2018	0	0	0	0	0	0	0	0	0	0	0	0	**0**	
2019	0	0	0	0	0	0	0	0	0	0	0	0	**0**	
Total	**932,360**	**10,758**	**563,002**	**726,165**	**489,489**	**224,573**	**735,130**	**55,807**	**133,801**	**983,460**	**867**	**12,760**	**4,868,172**	12 37

Data source: ARCOS (2006-2014) and Defendant Distribution Data (Walgreens 1/2006 - 3/2014)

Walgreens # 06557 (11/2003 to 12/2017)
DEA: BW8397564
199 Parnassus
San Francisco, CA 94117

Anda, Inc Hydrocodone Shipments to Walgreens # 06557

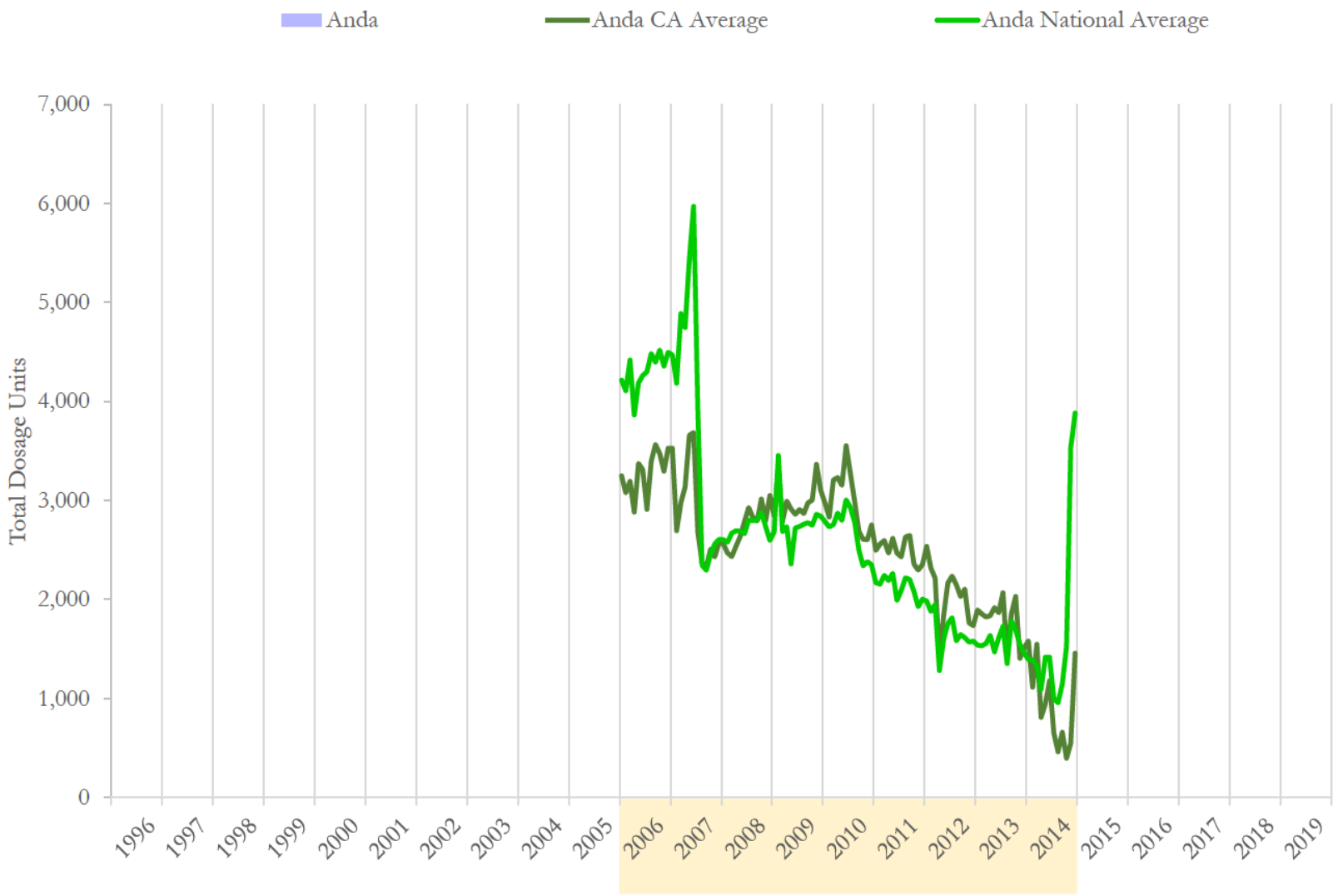

National and state averages reflect hydrocodone shipped from Anda, Inc to all active pharmacies each month.
Data source: ARCOS (2006-2014) and Defendant Distribution Data (Anda 12/1996 - 1/2015)

Walgreens # 06557 (11/2003 to 12/2017)
DEA: BW8397564
199 Parnassus
San Francisco, CA 94117

Anda, Inc Hydrocodone Shipments to Walgreens # 06557

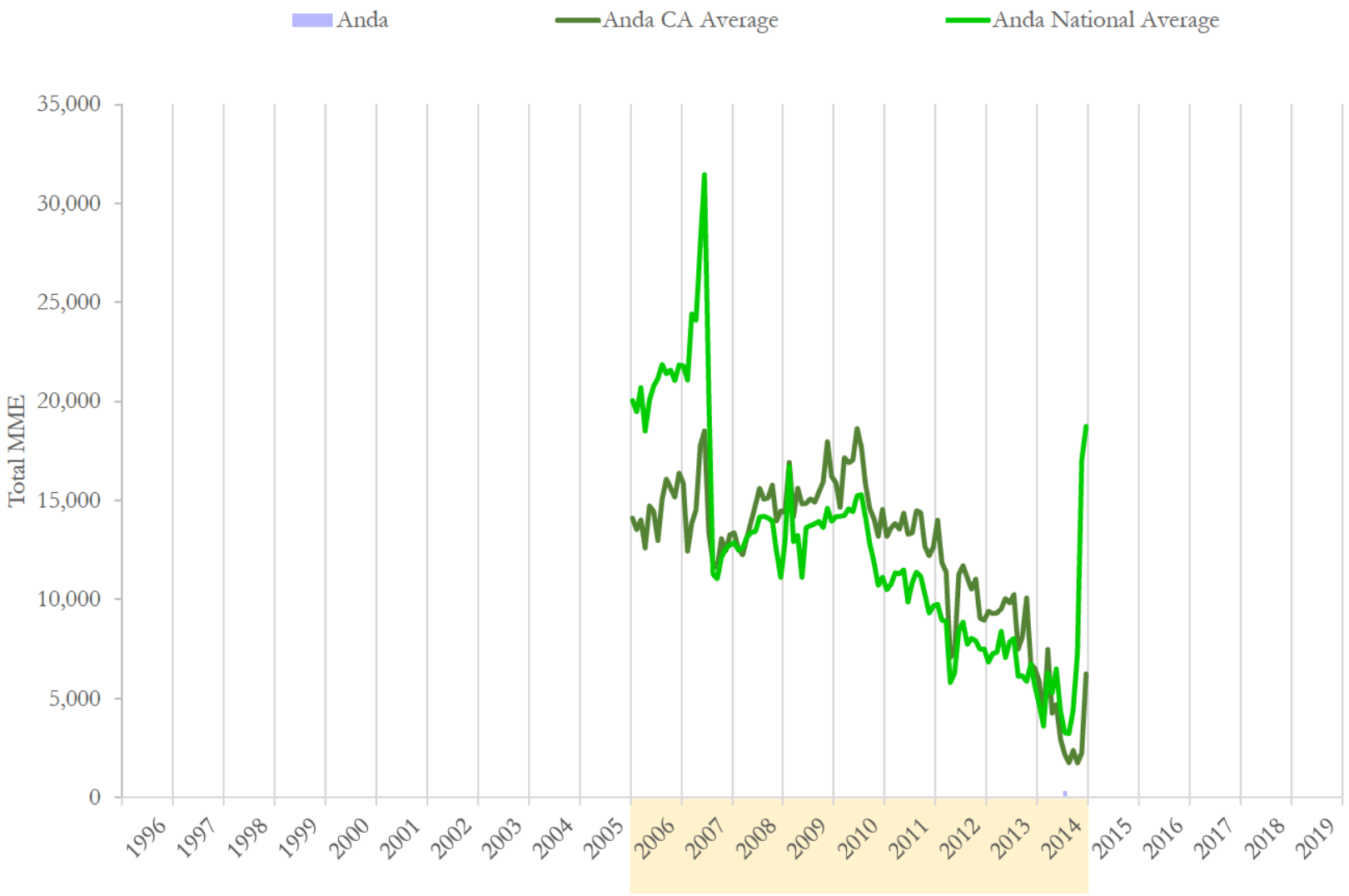

National and state averages reflect hydrocodone shipped from Anda, Inc to all active pharmacies each month.
Data source: ARCOS (2006-2014) and Defendant Distribution Data (Anda 12/1996 - 1/2015)

Walgreens # 06557 (11/2003 to 12/2017)
DEA: BW8397564
199 Parnassus
San Francisco, CA 94117

Anda, Inc Hydrocodone Shipments to Walgreens # 06557

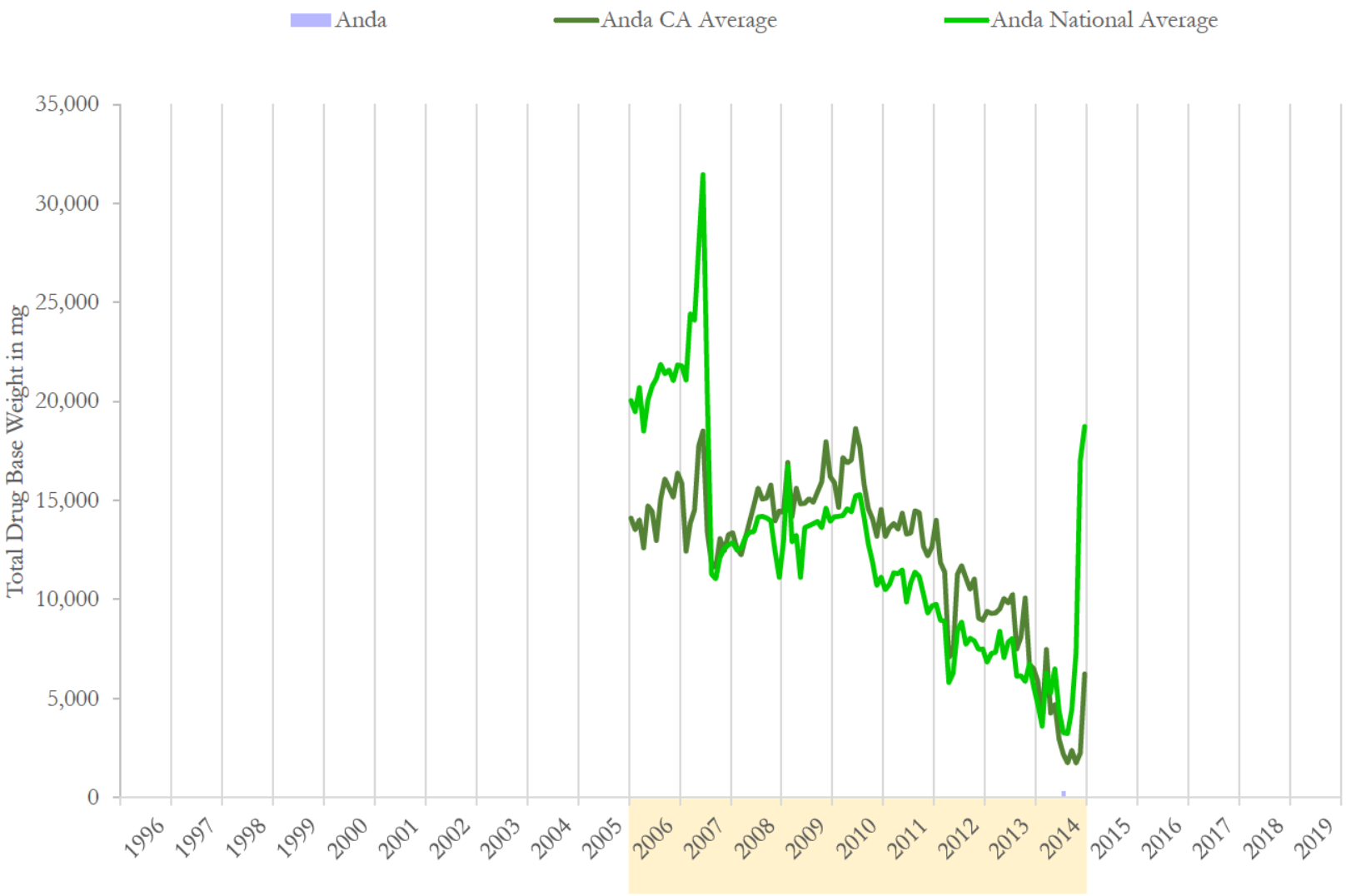

National and state averages reflect hydrocodone shipped from Anda, Inc to all active pharmacies each month.
Data source: ARCOS (2006-2014) and Defendant Distribution Data (Anda 12/1996 - 1/2015)

Anda, Inc Hydrocodone Shipments to Walgreens # 06557

	Dosage Units		MME		Drug Base Weight in mg	
Date	Anda	% Change	Anda	% Change	Anda	% Change
01/2014	0	n/a	0	n/a	0	n/a
02/2014	0	n/a	0	n/a	0	n/a
03/2014	0	n/a	0	n/a	0	n/a
04/2014	0	n/a	0	n/a	0	n/a
05/2014	0	n/a	0	n/a	0	n/a
06/2014	0	n/a	0	n/a	0	n/a
07/2014	0	n/a	286	n/a	286	n/a
08/2014	0	n/a	0	-100.0%	0	-100.0%
09/2014	0	n/a	0	n/a	0	n/a
10/2014	0	n/a	0	n/a	0	n/a
11/2014	0	n/a	0	n/a	0	n/a
12/2014	0	n/a	0	n/a	0	n/a
01/2015	0	n/a	0	n/a	0	n/a
02/2015	0	n/a	0	n/a	0	n/a
03/2015	0	n/a	0	n/a	0	n/a
04/2015	0	n/a	0	n/a	0	n/a
05/2015	0	n/a	0	n/a	0	n/a
06/2015	0	n/a	0	n/a	0	n/a
07/2015	0	n/a	0	n/a	0	n/a
08/2015	0	n/a	0	n/a	0	n/a
09/2015	0	n/a	0	n/a	0	n/a
10/2015	0	n/a	0	n/a	0	n/a
11/2015	0	n/a	0	n/a	0	n/a
12/2015	0	n/a	0	n/a	0	n/a

Data source: ARCOS (2006-2014) and Defendant Distribution Data (Anda 12/1996 - 1/2015)

Walgreens # 06557 (11/2003 to 12/2017)
DEA: BW8397564
199 Parnassus
San Francisco, CA 94117

Anda, Inc Hydrocodone Shipments to Walgreens # 06557

	Dosage Units		MME		Drug Base Weight in mg	
Date	**Anda**	**% Change**	**Anda**	**% Change**	**Anda**	**% Change**
1996	0		0		0	
1997	0	n/a	0	n/a	0	n/a
1998	0	n/a	0	n/a	0	n/a
1999	0	n/a	0	n/a	0	n/a
2000	0	n/a	0	n/a	0	n/a
2001	0	n/a	0	n/a	0	n/a
2002	0	n/a	0	n/a	0	n/a
2003	0	n/a	0	n/a	0	n/a
2004	0	n/a	0	n/a	0	n/a
2005	0	n/a	0	n/a	0	n/a
2006	0	n/a	0	n/a	0	n/a
2007	0	n/a	0	n/a	0	n/a
2008	0	n/a	0	n/a	0	n/a
2009	0	n/a	0	n/a	0	n/a
2010	0	n/a	0	n/a	0	n/a
2011	0	n/a	0	n/a	0	n/a
2012	0	n/a	0	n/a	0	n/a
2013	0	n/a	0	n/a	0	n/a
2014	0	n/a	286	n/a	286	n/a
2015	0	n/a	0	-100.0%	0	-100.0%
2016	0	n/a	0	n/a	0	n/a
2017	0	n/a	0	n/a	0	n/a
2018	0	n/a	0	n/a	0	n/a
2019	0	n/a	0	n/a	0	n/a
Total	**0**		**286**		**286**	

Data source: ARCOS (2006-2014) and Defendant Distribution Data (Anda 12/1996 - 1/2015)

Walgreens # 06557 (11/2003 to 12/2017)
DEA: BW8397564
199 Parnassus
San Francisco, CA 94117

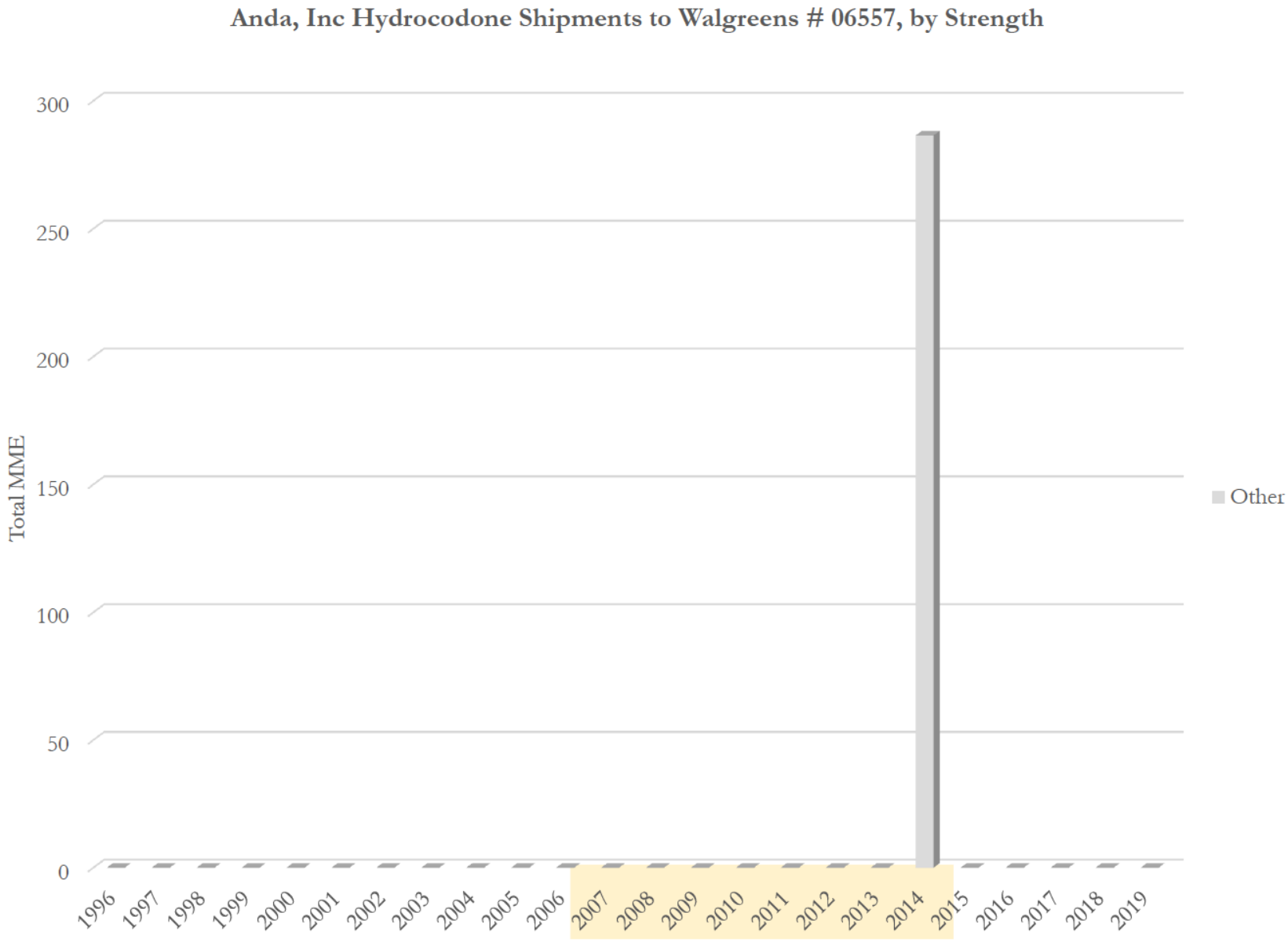

Data source: ARCOS (2006-2014) and Defendant Distribution Data (Anda 12/1996 - 1/2015)

Walgreens # 06557 (11/2003 to 12/2017)
DEA: BW8397564
199 Parnassus
San Francisco, CA 94117

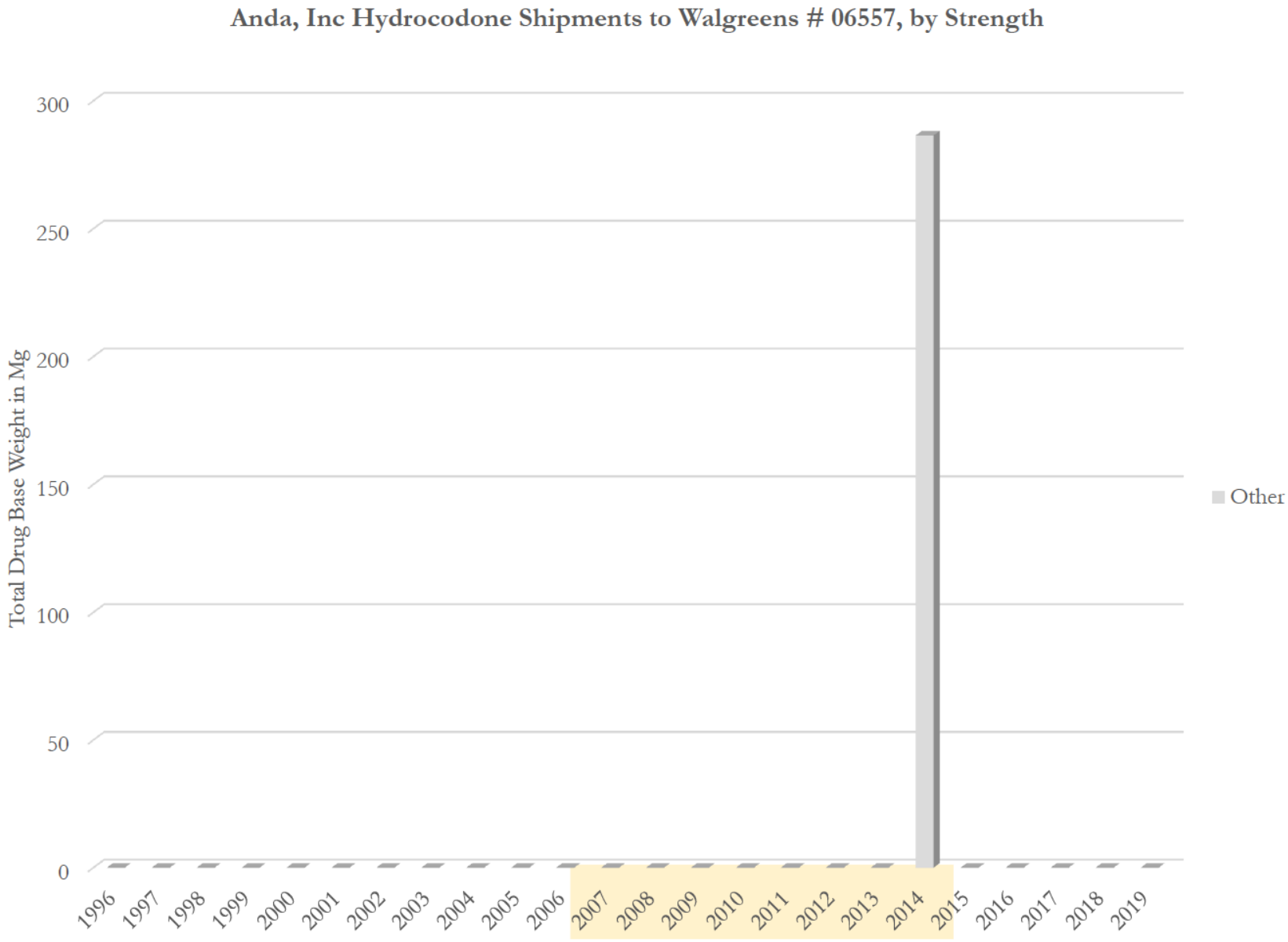

Data source: ARCOS (2006-2014) and Defendant Distribution Data (Anda 12/1996 - 1/2015)

Walgreens # 06557 (11/2003 to 12/2017)
DEA: BW8397564
199 Parnassus
San Francisco, CA 94117

Anda, Inc Hydrocodone Shipments to Walgreens # 06557, by Strength
(Total Dosage Units)

Strength Year\	Other	Total	Avg. Str
1996	0	**0**	
1997	0	**0**	
1998	0	**0**	
1999	0	**0**	
2000	0	**0**	
2001	0	**0**	
2002	0	**0**	
2003	0	**0**	
2004	0	**0**	
2005	0	**0**	
2006	0	**0**	
2007	0	**0**	
2008	0	**0**	
2009	0	**0**	
2010	0	**0**	
2011	0	**0**	
2012	0	**0**	
2013	0	**0**	
2014	0	**0**	
2015	0	**0**	
2016	0	**0**	
2017	0	**0**	
2018	0	**0**	
2019	0	**0**	
Total	**0**	**0**	

Data source: ARCOS (2006-2014) and Defendant Distribution Data (Anda 12/1996 - 1/2015)

Walgreens # 06557 (11/2003 to 12/2017)
DEA: BW8397564
199 Parnassus
San Francisco, CA 94117

Anda, Inc Hydrocodone Shipments to Walgreens # 06557, by Strength
(Total MME)

Strength Year\	Other	Total	Avg. Str
1996	0	**0**	
1997	0	**0**	
1998	0	**0**	
1999	0	**0**	
2000	0	**0**	
2001	0	**0**	
2002	0	**0**	
2003	0	**0**	
2004	0	**0**	
2005	0	**0**	
2006	0	**0**	
2007	0	**0**	
2008	0	**0**	
2009	0	**0**	
2010	0	**0**	
2011	0	**0**	
2012	0	**0**	
2013	0	**0**	
2014	286	**286**	
2015	0	**0**	
2016	0	**0**	
2017	0	**0**	
2018	0	**0**	
2019	0	**0**	
Total	**286**	**286**	

Data source: ARCOS (2006-2014) and Defendant Distribution Data (Anda 12/1996 - 1/2015)

Walgreens # 06557 (11/2003 to 12/2017)
DEA: BW8397564
199 Parnassus
San Francisco, CA 94117

Anda, Inc Hydrocodone Shipments to Walgreens # 06557, by Strength
(Total Drug Base Weight in Milligram)

Strength Year\	Other	Total	Avg. Str
1996	0	**0**	
1997	0	**0**	
1998	0	**0**	
1999	0	**0**	
2000	0	**0**	
2001	0	**0**	
2002	0	**0**	
2003	0	**0**	
2004	0	**0**	
2005	0	**0**	
2006	0	**0**	
2007	0	**0**	
2008	0	**0**	
2009	0	**0**	
2010	0	**0**	
2011	0	**0**	
2012	0	**0**	
2013	0	**0**	
2014	286	**286**	
2015	0	**0**	
2016	0	**0**	
2017	0	**0**	
2018	0	**0**	
2019	0	**0**	
Total	**286**	**286**	

Data source: ARCOS (2006-2014) and Defendant Distribution Data (Anda 12/1996 - 1/2015)

Walgreens # 06557 (11/2003 to 12/2017)
DEA: BW8397564
199 Parnassus
San Francisco, CA 94117

Walgreen Co Hydrocodone Shipments to Walgreens # 06557

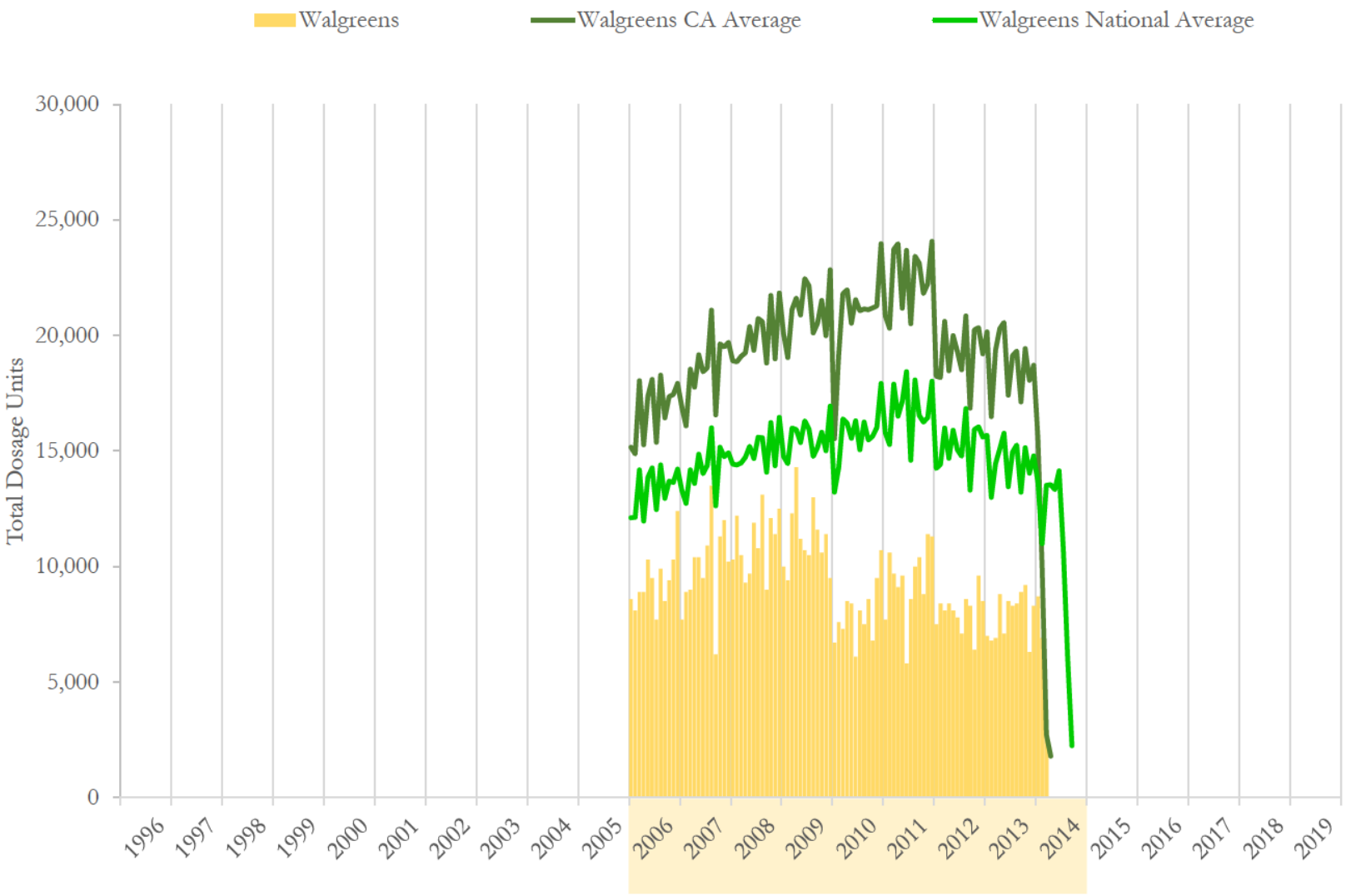

National and state averages reflect hydrocodone shipped from Walgreen Co to all active pharmacies each month.
Data source: ARCOS (2006-2014) and Defendant Distribution Data (Walgreens 1/2006 - 3/2014)

Walgreens # 06557 (11/2003 to 12/2017)
DEA: BW8397564
199 Parnassus
San Francisco, CA 94117

Walgreen Co Hydrocodone Shipments to Walgreens # 06557

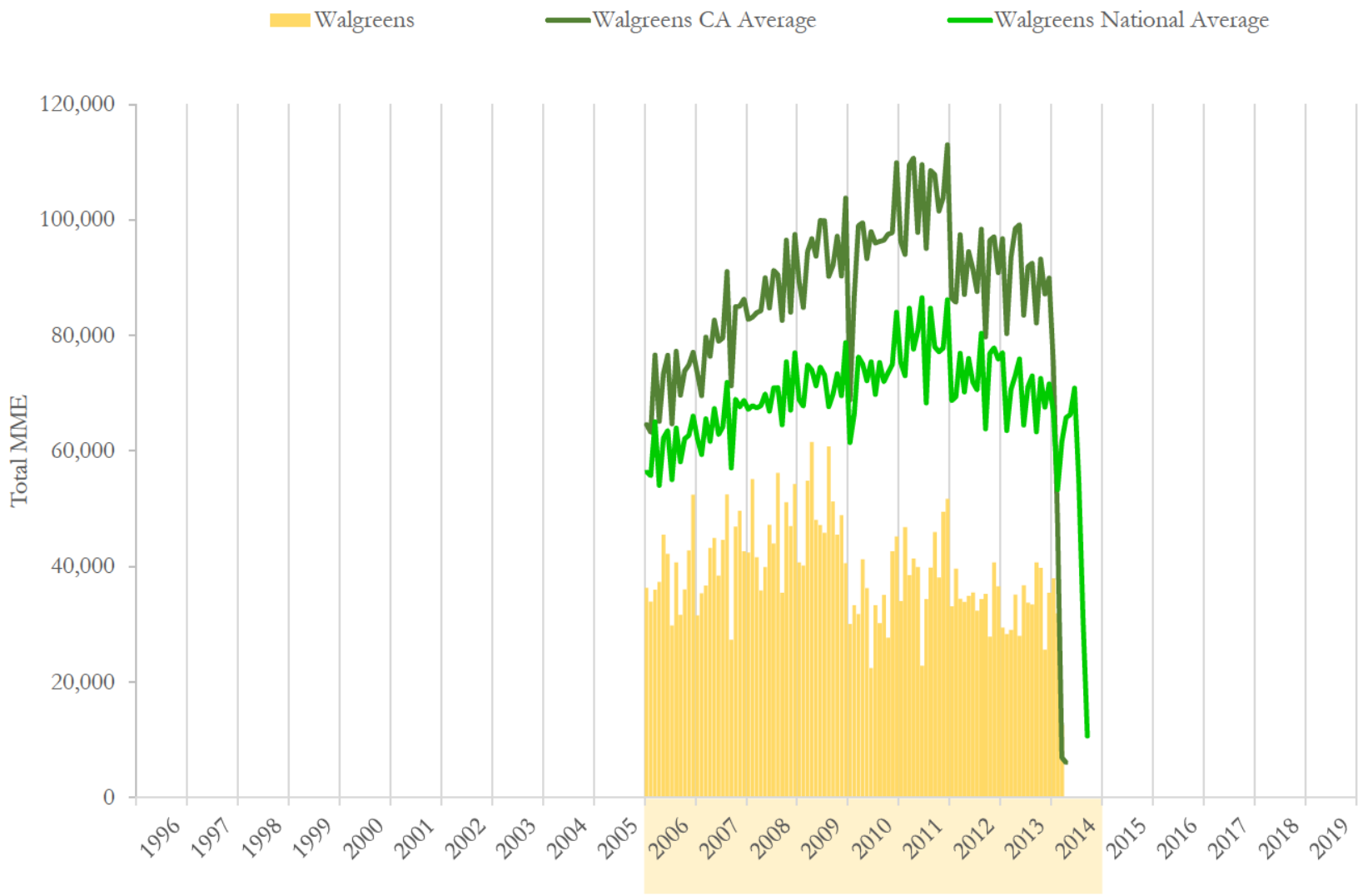

National and state averages reflect hydrocodone shipped from Walgreen Co to all active pharmacies each month.
Data source: ARCOS (2006-2014) and Defendant Distribution Data (Walgreens 1/2006 - 3/2014)

Walgreens # 06557 (11/2003 to 12/2017)
DEA: BW8397564
199 Parnassus
San Francisco, CA 94117

Walgreen Co Hydrocodone Shipments to Walgreens # 06557

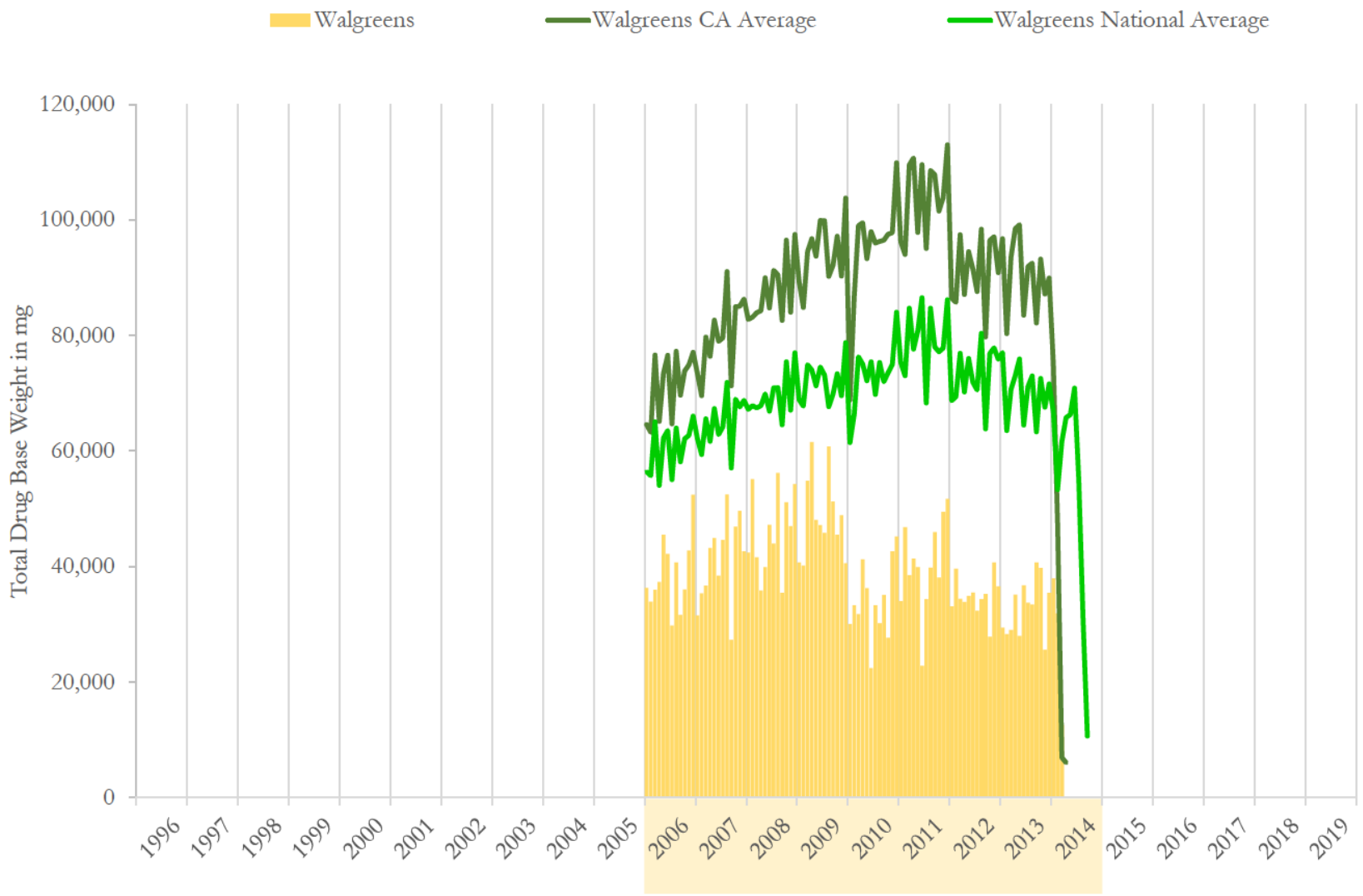

National and state averages reflect hydrocodone shipped from Walgreen Co to all active pharmacies each month.
Data source: ARCOS (2006-2014) and Defendant Distribution Data (Walgreens 1/2006 - 3/2014)

Walgreens # 06557 (11/2003 to 12/2017)
DEA: BW8397564
199 Parnassus
San Francisco, CA 94117

Walgreen Co Hydrocodone Shipments to Walgreens # 06557

	Dosage Units		MME		Drug Base Weight in mg	
Date	Walgreens	% Change	Walgreens	% Change	Walgreens	% Change
01/2006	8,600	n/a	36,308	n/a	36,308	n/a
02/2006	8,100	-5.8%	33,902	-6.6%	33,902	-6.6%
03/2006	8,900	9.9%	35,997	6.2%	35,997	6.2%
04/2006	8,900	0.0%	37,335	3.7%	37,335	3.7%
05/2006	10,300	15.7%	45,508	21.9%	45,508	21.9%
06/2006	9,500	-7.8%	42,178	-7.3%	42,178	-7.3%
07/2006	7,700	-18.9%	29,759	-29.4%	29,759	-29.4%
08/2006	9,900	28.6%	40,697	36.8%	40,697	36.8%
09/2006	8,500	-14.1%	31,632	-22.3%	31,632	-22.3%
10/2006	9,400	10.6%	36,021	13.9%	36,021	13.9%
11/2006	10,300	9.6%	42,775	18.7%	42,775	18.7%
12/2006	12,400	20.4%	52,429	22.6%	52,429	22.6%
01/2007	7,700	-37.9%	31,543	-39.8%	31,543	-39.8%
02/2007	8,900	15.6%	35,327	12.0%	35,327	12.0%
03/2007	9,000	1.1%	36,705	3.9%	36,705	3.9%
04/2007	10,400	15.6%	43,221	17.8%	43,221	17.8%
05/2007	10,400	0.0%	44,894	3.9%	44,894	3.9%
06/2007	9,500	-8.7%	38,386	-14.5%	38,386	-14.5%
07/2007	10,900	14.7%	44,600	16.2%	44,600	16.2%
08/2007	13,500	23.9%	52,478	17.7%	52,478	17.7%
09/2007	6,200	-54.1%	27,297	-48.0%	27,297	-48.0%
10/2007	11,300	82.3%	46,919	71.9%	46,919	71.9%
11/2007	12,000	6.2%	49,672	5.9%	49,672	5.9%
12/2007	10,200	-15.0%	42,624	-14.2%	42,624	-14.2%

Data source: ARCOS (2006-2014) and Defendant Distribution Data (Walgreens 1/2006 - 3/2014)

Walgreens # 06557 (11/2003 to 12/2017)
DEA: BW8397564
199 Parnassus
San Francisco, CA 94117

Walgreen Co Hydrocodone Shipments to Walgreens # 06557

	Dosage Units		MME		Drug Base Weight in mg	
Date	Walgreens	% Change	Walgreens	% Change	Walgreens	% Change
01/2008	10,300	1.0%	42,399	-0.5%	42,399	-0.5%
02/2008	12,200	18.4%	55,129	30.0%	55,129	30.0%
03/2008	10,500	-13.9%	41,597	-24.5%	41,597	-24.5%
04/2008	9,300	-11.4%	35,862	-13.8%	35,862	-13.8%
05/2008	9,700	4.3%	39,932	11.3%	39,932	11.3%
06/2008	11,900	22.7%	47,197	18.2%	47,197	18.2%
07/2008	10,800	-9.2%	43,986	-6.8%	43,986	-6.8%
08/2008	13,100	21.3%	56,229	27.8%	56,229	27.8%
09/2008	9,000	-31.3%	35,408	-37.0%	35,408	-37.0%
10/2008	12,100	34.4%	51,115	44.4%	51,115	44.4%
11/2008	11,400	-5.8%	46,981	-8.1%	46,981	-8.1%
12/2008	12,500	9.6%	54,278	15.5%	54,278	15.5%
01/2009	10,000	-20.0%	40,673	-25.1%	40,673	-25.1%
02/2009	9,400	-6.0%	40,162	-1.3%	40,162	-1.3%
03/2009	12,300	30.9%	54,875	36.6%	54,875	36.6%
04/2009	14,300	16.3%	61,543	12.2%	61,543	12.2%
05/2009	11,200	-21.7%	48,056	-21.9%	48,056	-21.9%
06/2009	10,700	-4.5%	47,148	-1.9%	47,148	-1.9%
07/2009	10,500	-1.9%	45,810	-2.8%	45,810	-2.8%
08/2009	13,000	23.8%	60,770	32.7%	60,770	32.7%
09/2009	11,600	-10.8%	51,243	-15.7%	51,243	-15.7%
10/2009	10,600	-8.6%	45,516	-11.2%	45,516	-11.2%
11/2009	11,400	7.5%	48,862	7.4%	48,862	7.4%
12/2009	9,500	-16.7%	40,562	-17.0%	40,562	-17.0%

Data source: ARCOS (2006-2014) and Defendant Distribution Data (Walgreens 1/2006 - 3/2014)

Walgreens # 06557 (11/2003 to 12/2017)
DEA: BW8397564
199 Parnassus
San Francisco, CA 94117

Walgreen Co Hydrocodone Shipments to Walgreens # 06557

	Dosage Units		MME		Drug Base Weight in mg	
Date	Walgreens	% Change	Walgreens	% Change	Walgreens	% Change
01/2010	6,700	-29.5%	30,086	-25.8%	30,086	-25.8%
02/2010	7,600	13.4%	33,297	10.7%	33,297	10.7%
03/2010	7,300	-3.9%	31,767	-4.6%	31,767	-4.6%
04/2010	8,500	16.4%	41,262	29.9%	41,262	29.9%
05/2010	8,400	-1.2%	36,243	-12.2%	36,243	-12.2%
06/2010	6,100	-27.4%	22,400	-38.2%	22,400	-38.2%
07/2010	8,100	32.8%	33,289	48.6%	33,289	48.6%
08/2010	7,500	-7.4%	30,197	-9.3%	30,197	-9.3%
09/2010	8,600	14.7%	35,089	16.2%	35,089	16.2%
10/2010	6,800	-20.9%	27,681	-21.1%	27,681	-21.1%
11/2010	9,500	39.7%	42,648	54.1%	42,648	54.1%
12/2010	10,700	12.6%	45,197	6.0%	45,197	6.0%
01/2011	7,700	-28.0%	34,013	-24.7%	34,013	-24.7%
02/2011	10,600	37.7%	46,813	37.6%	46,813	37.6%
03/2011	9,700	-8.5%	38,497	-17.8%	38,497	-17.8%
04/2011	9,100	-6.2%	41,389	7.5%	41,389	7.5%
05/2011	9,600	5.5%	39,924	-3.5%	39,924	-3.5%
06/2011	5,800	-39.6%	22,829	-42.8%	22,829	-42.8%
07/2011	8,600	48.3%	34,356	50.5%	34,356	50.5%
08/2011	10,000	16.3%	39,805	15.9%	39,805	15.9%
09/2011	10,400	4.0%	45,937	15.4%	45,937	15.4%
10/2011	8,800	-15.4%	38,108	-17.0%	38,108	-17.0%
11/2011	11,400	29.5%	49,483	29.9%	49,483	29.9%
12/2011	11,300	-0.9%	51,745	4.6%	51,745	4.6%

Data source: ARCOS (2006-2014) and Defendant Distribution Data (Walgreens 1/2006 - 3/2014)

Walgreens # 06557 (11/2003 to 12/2017)
DEA: BW8397564
199 Parnassus
San Francisco, CA 94117

Walgreen Co Hydrocodone Shipments to Walgreens # 06557

	Dosage Units		MME		Drug Base Weight in mg	
Date	Walgreens	% Change	Walgreens	% Change	Walgreens	% Change
01/2012	7,500	-33.6%	33,081	-36.1%	33,081	-36.1%
02/2012	8,400	12.0%	39,605	19.7%	39,605	19.7%
03/2012	8,100	-3.6%	34,443	-13.0%	34,443	-13.0%
04/2012	8,400	3.7%	33,886	-1.6%	33,886	-1.6%
05/2012	8,100	-3.6%	34,913	3.0%	34,913	3.0%
06/2012	7,800	-3.7%	35,510	1.7%	35,510	1.7%
07/2012	7,100	-9.0%	32,381	-8.8%	32,381	-8.8%
08/2012	8,600	21.1%	34,348	6.1%	34,348	6.1%
09/2012	8,300	-3.5%	35,265	2.7%	35,265	2.7%
10/2012	6,400	-22.9%	27,832	-21.1%	27,832	-21.1%
11/2012	9,600	50.0%	40,673	46.1%	40,673	46.1%
12/2012	8,500	-11.5%	36,602	-10.0%	36,602	-10.0%
01/2013	7,000	-17.6%	29,448	-19.5%	29,448	-19.5%
02/2013	6,800	-2.9%	28,302	-3.9%	28,302	-3.9%
03/2013	6,900	1.5%	29,043	2.6%	29,043	2.6%
04/2013	8,800	27.5%	35,113	20.9%	35,113	20.9%
05/2013	7,100	-19.3%	28,000	-20.3%	28,000	-20.3%
06/2013	8,500	19.7%	36,762	31.3%	36,762	31.3%
07/2013	8,300	-2.4%	33,751	-8.2%	33,751	-8.2%
08/2013	8,400	1.2%	33,448	-0.9%	33,448	-0.9%
09/2013	8,900	6.0%	40,697	21.7%	40,697	21.7%
10/2013	9,200	3.4%	39,797	-2.2%	39,797	-2.2%
11/2013	6,300	-31.5%	25,570	-35.7%	25,570	-35.7%
12/2013	8,300	31.7%	35,408	38.5%	35,408	38.5%

Data source: ARCOS (2006-2014) and Defendant Distribution Data (Walgreens 1/2006 - 3/2014)

Walgreens # 06557 (11/2003 to 12/2017)
DEA: BW8397564
199 Parnassus
San Francisco, CA 94117

Walgreen Co Hydrocodone Shipments to Walgreens # 06557

	Dosage Units		MME		Drug Base Weight in mg	
Date	Walgreens	% Change	Walgreens	% Change	Walgreens	% Change
01/2014	8,700	4.8%	37,964	7.2%	37,964	7.2%
02/2014	6,900	-20.7%	31,878	-16.0%	31,878	-16.0%
03/2014	2,900	-58.0%	12,546	-60.6%	12,546	-60.6%
04/2014	0	-100.0%	0	-100.0%	0	-100.0%
05/2014	0	n/a	0	n/a	0	n/a
06/2014	0	n/a	0	n/a	0	n/a
07/2014	0	n/a	0	n/a	0	n/a
08/2014	0	n/a	0	n/a	0	n/a
09/2014	0	n/a	0	n/a	0	n/a
10/2014	0	n/a	0	n/a	0	n/a
11/2014	0	n/a	0	n/a	0	n/a
12/2014	0	n/a	0	n/a	0	n/a
01/2015	0	n/a	0	n/a	0	n/a
02/2015	0	n/a	0	n/a	0	n/a
03/2015	0	n/a	0	n/a	0	n/a
04/2015	0	n/a	0	n/a	0	n/a
05/2015	0	n/a	0	n/a	0	n/a
06/2015	0	n/a	0	n/a	0	n/a
07/2015	0	n/a	0	n/a	0	n/a
08/2015	0	n/a	0	n/a	0	n/a
09/2015	0	n/a	0	n/a	0	n/a
10/2015	0	n/a	0	n/a	0	n/a
11/2015	0	n/a	0	n/a	0	n/a
12/2015	0	n/a	0	n/a	0	n/a

Data source: ARCOS (2006-2014) and Defendant Distribution Data (Walgreens 1/2006 - 3/2014)

Walgreens # 06557 (11/2003 to 12/2017)
DEA: BW8397564
199 Parnassus
San Francisco, CA 94117

Walgreen Co Hydrocodone Shipments to Walgreens # 06557

	Dosage Units		MME		Drug Base Weight in mg	
Date	Walgreens	% Change	Walgreens	% Change	Walgreens	% Change
1996	0		0		0	
1997	0	n/a	0	n/a	0	n/a
1998	0	n/a	0	n/a	0	n/a
1999	0	n/a	0	n/a	0	n/a
2000	0	n/a	0	n/a	0	n/a
2001	0	n/a	0	n/a	0	n/a
2002	0	n/a	0	n/a	0	n/a
2003	0	n/a	0	n/a	0	n/a
2004	0	n/a	0	n/a	0	n/a
2005	0	n/a	0	n/a	0	n/a
2006	112,500	n/a	464,541	n/a	464,541	n/a
2007	120,000	6.7%	493,665	6.3%	493,665	6.3%
2008	132,800	10.7%	550,112	11.4%	550,112	11.4%
2009	134,500	1.3%	585,218	6.4%	585,218	6.4%
2010	95,800	-28.8%	409,155	-30.1%	409,155	-30.1%
2011	113,000	18.0%	482,900	18.0%	482,900	18.0%
2012	96,800	-14.3%	418,539	-13.3%	418,539	-13.3%
2013	94,500	-2.4%	395,340	-5.5%	395,340	-5.5%
2014	18,500	-80.4%	82,388	-79.2%	82,388	-79.2%
2015	0	-100.0%	0	-100.0%	0	-100.0%
2016	0	n/a	0	n/a	0	n/a
2017	0	n/a	0	n/a	0	n/a
2018	0	n/a	0	n/a	0	n/a
2019	0	n/a	0	n/a	0	n/a
Total	**918,400**		**3,881,858**		**3,881,858**	

Data source: ARCOS (2006-2014) and Defendant Distribution Data (Walgreens 1/2006 - 3/2014)

Walgreens # 06557 (11/2003 to 12/2017)
DEA: BW8397564
199 Parnassus
San Francisco, CA 94117

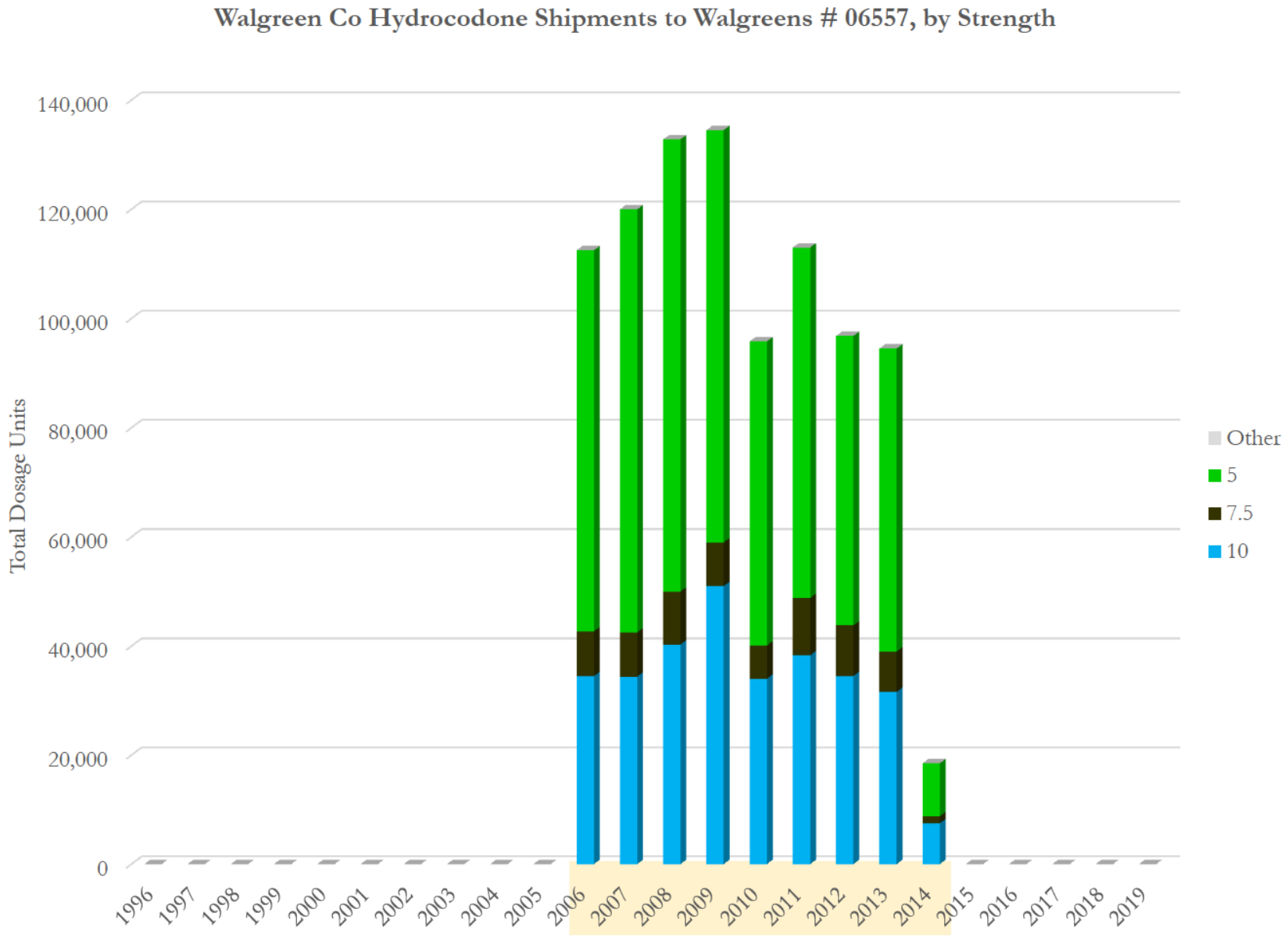

Data source: ARCOS (2006-2014) and Defendant Distribution Data (Walgreens 1/2006 - 3/2014)

Walgreens # 06557 (11/2003 to 12/2017)
DEA: BW8397564
199 Parnassus
San Francisco, CA 94117

Walgreen Co Hydrocodone Shipments to Walgreens # 06557, by Strength

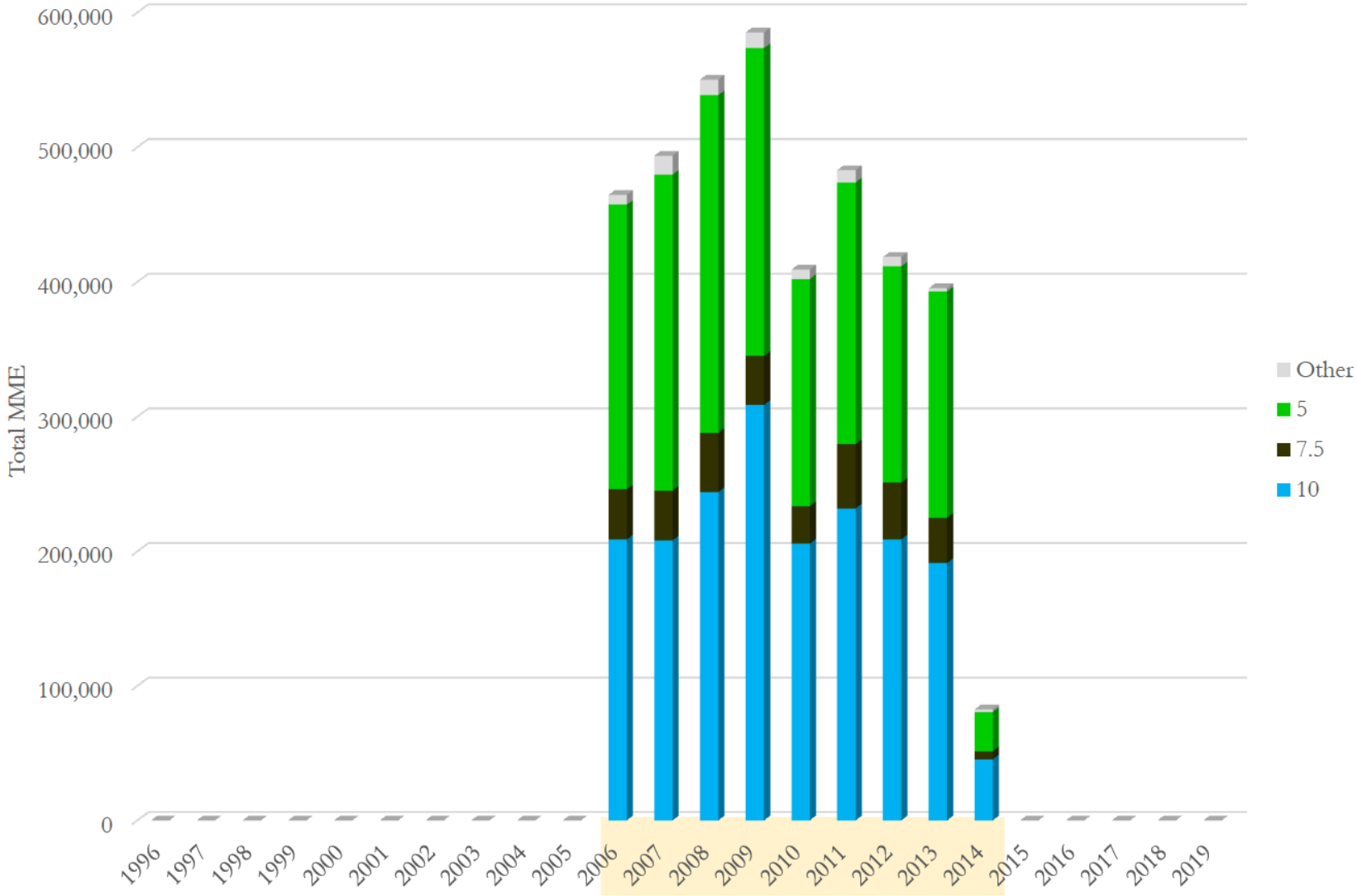

Data source: ARCOS (2006-2014) and Defendant Distribution Data (Walgreens 1/2006 - 3/2014)

Walgreens # 06557 (11/2003 to 12/2017)
DEA: BW8397564
199 Parnassus
San Francisco, CA 94117

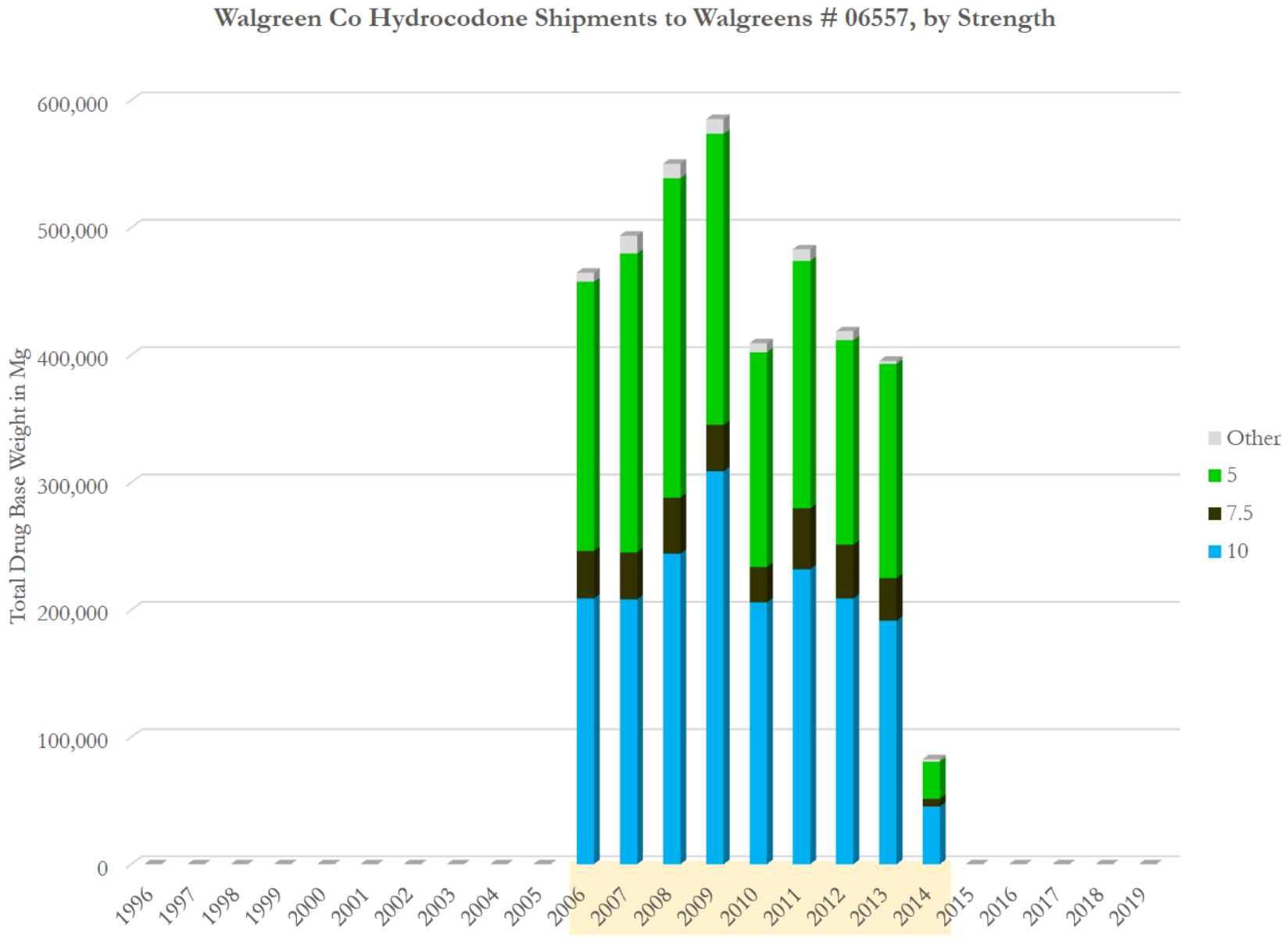

Data source: ARCOS (2006-2014) and Defendant Distribution Data (Walgreens 1/2006 - 3/2014)

Walgreens # 06557 (11/2003 to 12/2017)
DEA: BW8397564
199 Parnassus
San Francisco, CA 94117

Walgreen Co Hydrocodone Shipments to Walgreens # 06557, by Strength
(Total Dosage Units)

Strength Year\	10	7.5	5	Other	Total	Avg. Str
1996	0	0	0	0	**0**	
1997	0	0	0	0	**0**	
1998	0	0	0	0	**0**	
1999	0	0	0	0	**0**	
2000	0	0	0	0	**0**	
2001	0	0	0	0	**0**	
2002	0	0	0	0	**0**	
2003	0	0	0	0	**0**	
2004	0	0	0	0	**0**	
2005	0	0	0	0	**0**	
2006	34,500	8,200	69,800	0	**112,500**	6.72
2007	34,400	8,100	77,500	0	**120,000**	6.60
2008	40,300	9,700	82,800	0	**132,800**	6.70
2009	51,000	8,000	75,500	0	**134,500**	7.04
2010	34,000	6,100	55,700	0	**95,800**	6.93
2011	38,300	10,500	64,200	0	**113,000**	6.93
2012	34,500	9,300	53,000	0	**96,800**	7.02
2013	31,600	7,400	55,500	0	**94,500**	6.87
2014	7,500	1,300	9,700	0	**18,500**	7.20
2015	0	0	0	0	**0**	
2016	0	0	0	0	**0**	
2017	0	0	0	0	**0**	
2018	0	0	0	0	**0**	
2019	0	0	0	0	**0**	
Total	**306,100**	**68,600**	**543,700**	**0**	**918,400**	6.85

Data source: ARCOS (2006-2014) and Defendant Distribution Data (Walgreens 1/2006 - 3/2014)

Walgreens # 06557 (11/2003 to 12/2017)
DEA: BW8397564
199 Parnassus
San Francisco, CA 94117

Walgreen Co Hydrocodone Shipments to Walgreens # 06557, by Strength (Total MME)

Strength Year\	10	7.5	5	Other	Total	Avg. Str
1996	0	0	0	0	**0**	
1997	0	0	0	0	**0**	
1998	0	0	0	0	**0**	
1999	0	0	0	0	**0**	
2000	0	0	0	0	**0**	
2001	0	0	0	0	**0**	
2002	0	0	0	0	**0**	
2003	0	0	0	0	**0**	
2004	0	0	0	0	**0**	
2005	0	0	0	0	**0**	
2006	208,863	37,232	211,285	7,161	**464,541**	6.72
2007	208,258	36,778	234,593	14,036	**493,665**	6.60
2008	243,976	44,043	250,636	11,458	**550,112**	6.70
2009	308,754	36,324	228,539	11,602	**585,218**	7.04
2010	205,836	27,697	168,604	7,018	**409,155**	6.93
2011	231,868	47,675	194,333	9,023	**482,900**	6.93
2012	208,863	42,227	160,431	7,018	**418,539**	7.02
2013	191,306	33,600	167,999	2,435	**395,340**	6.87
2014	45,405	5,903	29,362	1,719	**82,388**	7.20
2015	0	0	0	0	**0**	
2016	0	0	0	0	**0**	
2017	0	0	0	0	**0**	
2018	0	0	0	0	**0**	
2019	0	0	0	0	**0**	
Total	**1,853,129**	**311,478**	**1,645,780**	**71,470**	**3,881,858**	6.85

Data source: ARCOS (2006-2014) and Defendant Distribution Data (Walgreens 1/2006 - 3/2014)

Walgreens # 06557 (11/2003 to 12/2017)
DEA: BW8397564
199 Parnassus
San Francisco, CA 94117

Walgreen Co Hydrocodone Shipments to Walgreens # 06557, by Strength
(Total Drug Base Weight in Milligram)

Strength Year\	10	7.5	5	Other	Total	Avg. Str
1996	0	0	0	0	**0**	
1997	0	0	0	0	**0**	
1998	0	0	0	0	**0**	
1999	0	0	0	0	**0**	
2000	0	0	0	0	**0**	
2001	0	0	0	0	**0**	
2002	0	0	0	0	**0**	
2003	0	0	0	0	**0**	
2004	0	0	0	0	**0**	
2005	0	0	0	0	**0**	
2006	208,863	37,232	211,285	7,161	**464,541**	6.72
2007	208,258	36,778	234,593	14,036	**493,665**	6.60
2008	243,976	44,043	250,636	11,458	**550,112**	6.70
2009	308,754	36,324	228,538	11,602	**585,218**	7.04
2010	205,836	27,697	168,604	7,018	**409,155**	6.93
2011	231,868	47,675	194,333	9,023	**482,900**	6.93
2012	208,863	42,227	160,431	7,018	**418,539**	7.02
2013	191,306	33,600	167,999	2,435	**395,340**	6.87
2014	45,405	5,903	29,362	1,719	**82,388**	7.20
2015	0	0	0	0	**0**	
2016	0	0	0	0	**0**	
2017	0	0	0	0	**0**	
2018	0	0	0	0	**0**	
2019	0	0	0	0	**0**	
Total	**1,853,129**	**311,478**	**1,645,780**	**71,470**	**3,881,858**	6.85

Data source: ARCOS (2006-2014) and Defendant Distribution Data (Walgreens 1/2006 - 3/2014)

Walgreens # 03707 (1/1996 to 1/2018)
DEA: BW4359104
2100 Webster Street Suite 105
San Francisco, CA 94115

Walgreen Co Oxycodone Shipments to Walgreens # 03707

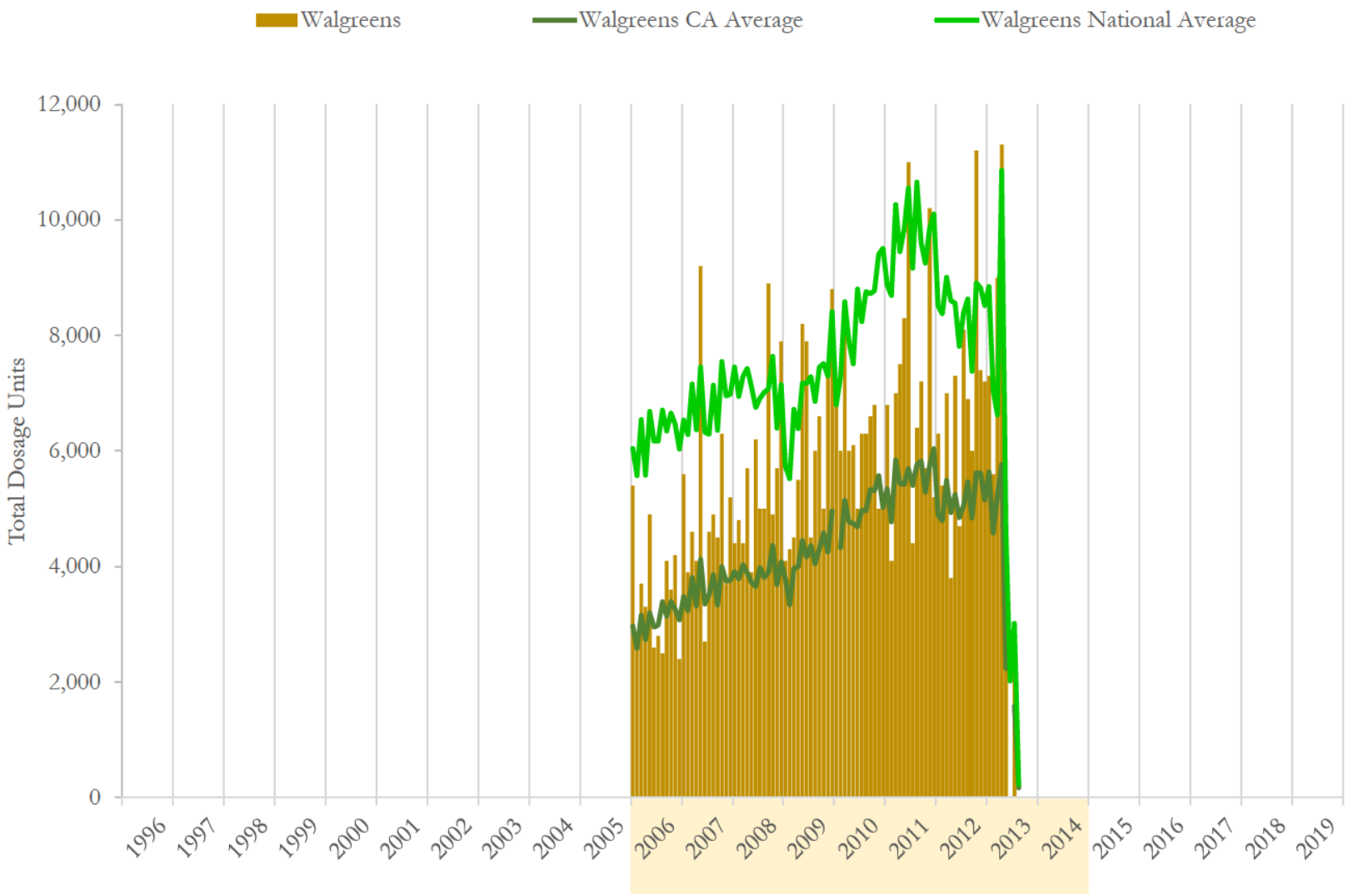

National and state averages reflect oxycodone shipped from Walgreen Co to all active pharmacies each month.
Data source: ARCOS (2006-2014) and Defendant Distribution Data (Walgreens 1/2006 - 3/2014)

Walgreens # 03707 (1/1996 to 1/2018)
DEA: BW4359104
2100 Webster Street Suite 105
San Francisco, CA 94115

Walgreen Co Oxycodone Shipments to Walgreens # 03707

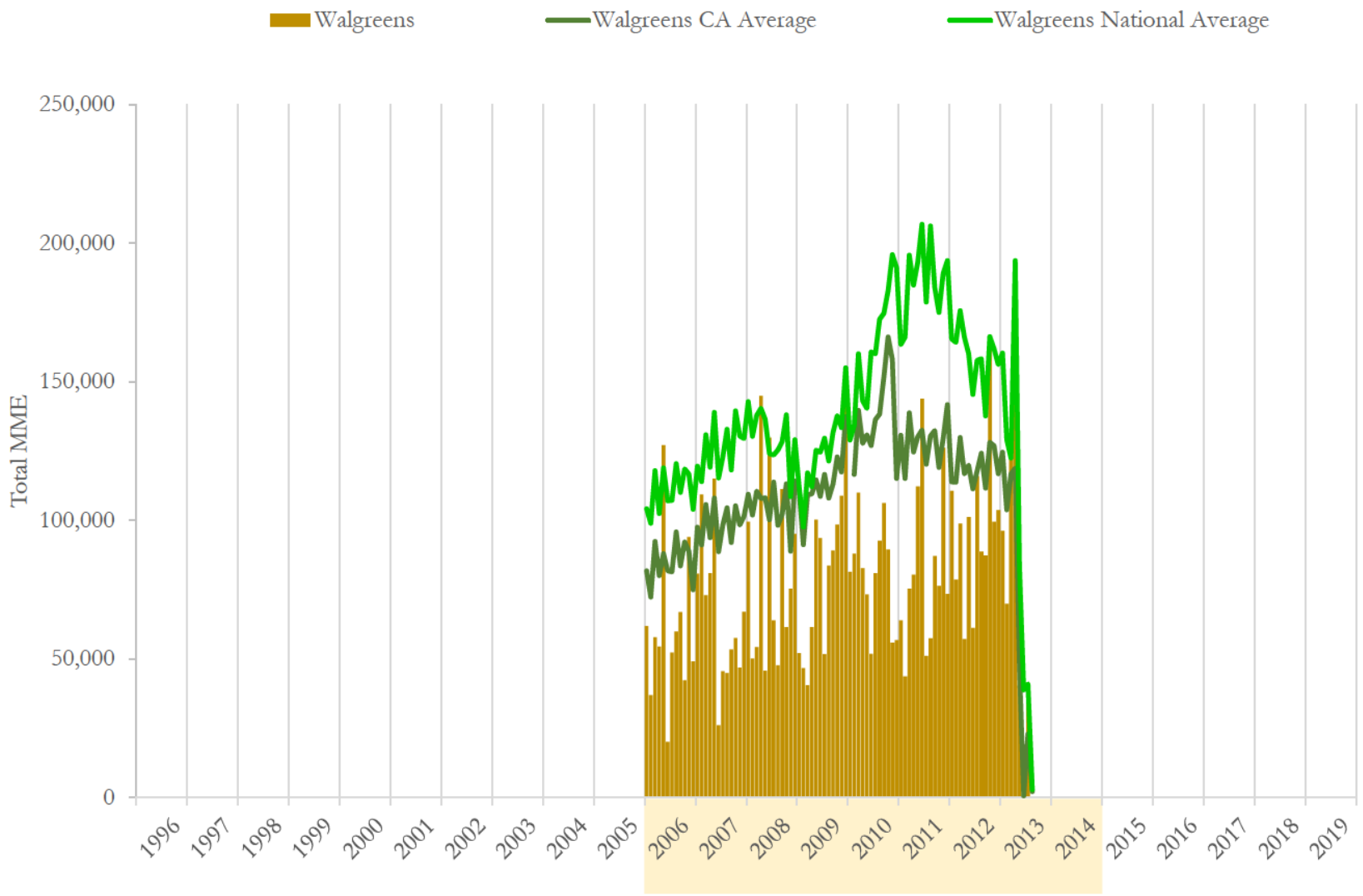

National and state averages reflect oxycodone shipped from Walgreen Co to all active pharmacies each month.
Data source: ARCOS (2006-2014) and Defendant Distribution Data (Walgreens 1/2006 - 3/2014)

Walgreens # 03707 (1/1996 to 1/2018)
DEA: BW4359104
2100 Webster Street Suite 105
San Francisco, CA 94115

Walgreen Co Oxycodone Shipments to Walgreens # 03707

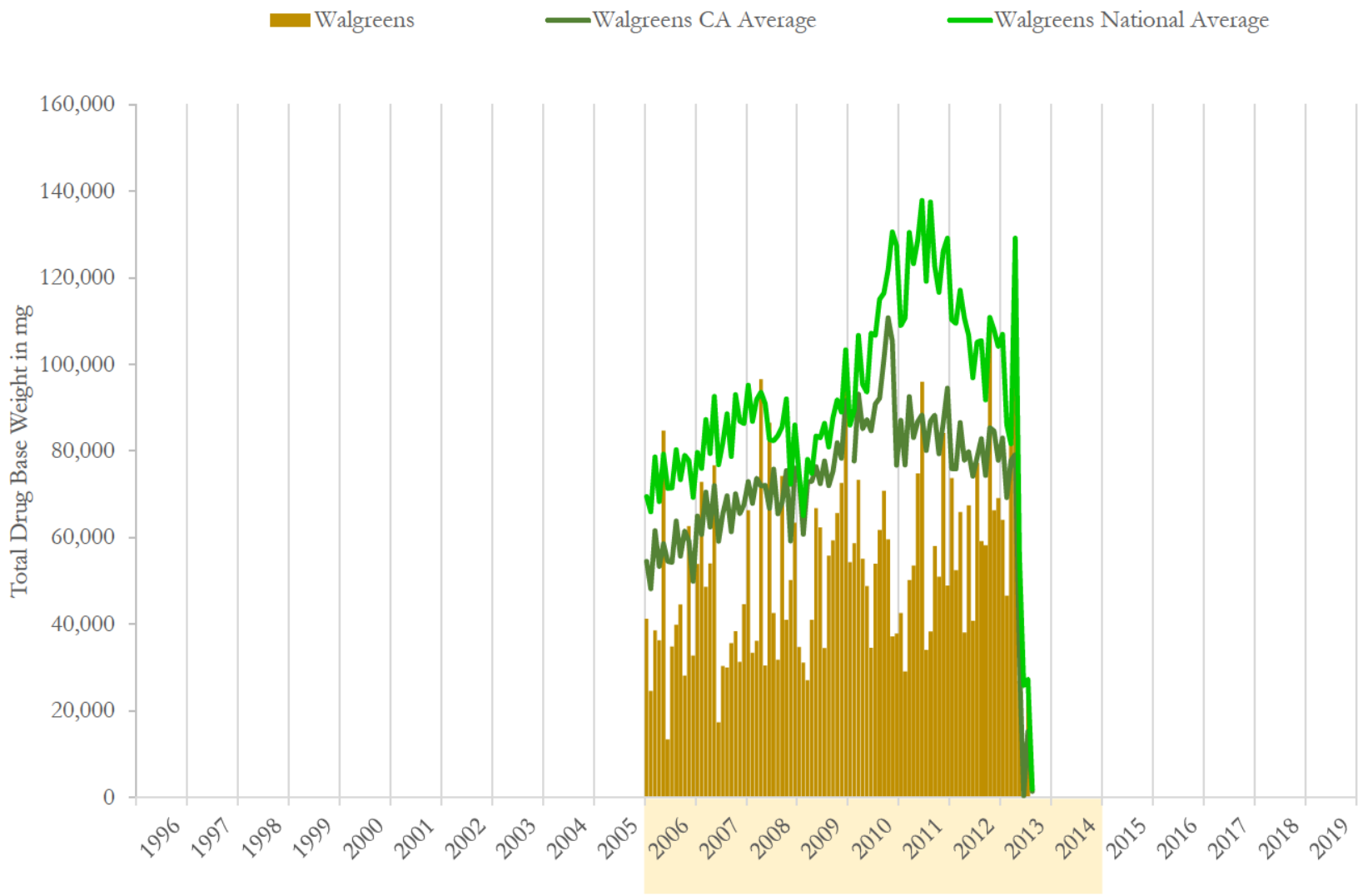

National and state averages reflect oxycodone shipped from Walgreen Co to all active pharmacies each month.
Data source: ARCOS (2006-2014) and Defendant Distribution Data (Walgreens 1/2006 - 3/2014)

Walgreens # 03707 (1/1996 to 1/2018)
DEA: BW4359104
2100 Webster Street Suite 105
San Francisco, CA 94115

Walgreen Co Oxycodone Shipments to Walgreens # 03707

	Dosage Units		MME		Drug Base Weight in mg	
Date	Walgreens	% Change	Walgreens	% Change	Walgreens	% Change
01/2006	5,400	n/a	61,859	n/a	41,239	n/a
02/2006	2,800	-48.1%	36,980	-40.2%	24,654	-40.2%
03/2006	3,700	32.1%	57,824	56.4%	38,550	56.4%
04/2006	3,300	-10.8%	54,462	-5.8%	36,308	-5.8%
05/2006	4,900	48.5%	127,079	133.3%	84,719	133.3%
06/2006	2,600	-46.9%	20,171	-84.1%	13,448	-84.1%
07/2006	2,800	7.7%	52,311	159.3%	34,874	159.3%
08/2006	2,500	-10.7%	59,841	14.4%	39,894	14.4%
09/2006	4,100	64.0%	66,901	11.8%	44,601	11.8%
10/2006	3,600	-12.2%	42,225	-36.9%	28,150	-36.9%
11/2006	4,200	16.7%	93,931	122.5%	62,621	122.5%
12/2006	2,400	-42.9%	49,083	-47.7%	32,722	-47.7%
01/2007	5,600	133.3%	80,819	64.7%	53,880	64.7%
02/2007	3,900	-30.4%	109,261	35.2%	72,841	35.2%
03/2007	4,600	17.9%	72,953	-33.2%	48,635	-33.2%
04/2007	4,100	-10.9%	81,021	11.1%	54,014	11.1%
05/2007	9,200	124.4%	115,015	42.0%	76,677	42.0%
06/2007	2,700	-70.7%	26,121	-77.3%	17,414	-77.3%
07/2007	4,600	70.4%	45,566	74.4%	30,377	74.4%
08/2007	4,900	6.5%	44,994	-1.3%	29,996	-1.3%
09/2007	4,500	-8.2%	53,446	18.8%	35,631	18.8%
10/2007	6,300	40.0%	57,574	7.7%	38,383	7.7%
11/2007	3,700	-41.3%	46,932	-18.5%	31,288	-18.5%
12/2007	5,200	40.5%	66,941	42.6%	44,627	42.6%

Data source: ARCOS (2006-2014) and Defendant Distribution Data (Walgreens 1/2006 - 3/2014)

Walgreens # 03707 (1/1996 to 1/2018)
DEA: BW4359104
2100 Webster Street Suite 105
San Francisco, CA 94115

Walgreen Co Oxycodone Shipments to Walgreens # 03707

	Dosage Units		MME		Drug Base Weight in mg	
Date	Walgreens	% Change	Walgreens	% Change	Walgreens	% Change
01/2008	4,400	-15.4%	99,501	48.6%	66,334	48.6%
02/2008	4,800	9.1%	50,178	-49.6%	33,452	-49.6%
03/2008	4,400	-8.3%	54,314	8.2%	36,209	8.2%
04/2008	5,700	29.5%	144,869	166.7%	96,579	166.7%
05/2008	3,900	-31.6%	45,761	-68.4%	30,507	-68.4%
06/2008	6,200	59.0%	129,768	183.6%	86,512	183.6%
07/2008	5,000	-19.4%	63,876	-50.8%	42,584	-50.8%
08/2008	5,000	0.0%	47,739	-25.3%	31,826	-25.3%
09/2008	8,900	78.0%	111,278	133.1%	74,185	133.1%
10/2008	4,900	-44.9%	61,522	-44.7%	41,015	-44.7%
11/2008	5,700	16.3%	75,306	22.4%	50,204	22.4%
12/2008	7,900	38.6%	95,141	26.3%	63,427	26.3%
01/2009	4,100	-48.1%	52,109	-45.2%	34,739	-45.2%
02/2009	4,300	4.9%	46,663	-10.5%	31,109	-10.5%
03/2009	4,500	4.7%	40,544	-13.1%	27,029	-13.1%
04/2009	5,500	22.2%	61,522	51.7%	41,015	51.7%
05/2009	8,200	49.1%	100,184	62.8%	66,789	62.8%
06/2009	7,900	-3.7%	93,527	-6.6%	62,352	-6.6%
07/2009	4,500	-43.0%	51,773	-44.6%	34,515	-44.6%
08/2009	6,000	33.3%	83,711	61.7%	55,807	61.7%
09/2009	6,600	10.0%	89,090	6.4%	59,393	6.4%
10/2009	5,000	-24.2%	98,436	10.5%	65,624	10.5%
11/2009	7,400	48.0%	108,858	10.6%	72,572	10.6%
12/2009	8,800	18.9%	155,319	42.7%	103,546	42.7%

Data source: ARCOS (2006-2014) and Defendant Distribution Data (Walgreens 1/2006 - 3/2014)

Walgreen Co Oxycodone Shipments to Walgreens # 03707

	Dosage Units		MME		Drug Base Weight in mg	
Date	Walgreens	% Change	Walgreens	% Change	Walgreens	% Change
01/2010	6,900	-21.6%	81,425	-47.6%	54,283	-47.6%
02/2010	6,000	-13.0%	88,014	8.1%	58,676	8.1%
03/2010	8,200	36.7%	110,001	25.0%	73,334	25.0%
04/2010	6,000	-26.8%	82,702	-24.8%	55,135	-24.8%
05/2010	6,100	1.7%	73,289	-11.4%	48,859	-11.4%
06/2010	5,000	-18.0%	51,907	-29.2%	34,605	-29.2%
07/2010	6,300	26.0%	80,954	56.0%	53,969	56.0%
08/2010	6,300	0.0%	92,653	14.5%	61,769	14.5%
09/2010	6,600	4.8%	106,235	14.7%	70,824	14.7%
10/2010	6,800	3.0%	89,426	-15.8%	59,617	-15.8%
11/2010	5,000	-26.5%	55,807	-37.6%	37,205	-37.6%
12/2010	5,000	0.0%	56,816	1.8%	37,877	1.8%
01/2011	6,800	36.0%	63,876	12.4%	42,584	12.4%
02/2011	4,100	-39.7%	43,704	-31.6%	29,136	-31.6%
03/2011	7,000	70.7%	75,306	72.3%	50,204	72.3%
04/2011	7,500	7.1%	80,349	6.7%	53,566	6.7%
05/2011	8,300	10.7%	112,287	39.7%	74,858	39.7%
06/2011	11,000	32.5%	143,888	28.1%	95,926	28.1%
07/2011	4,400	-60.0%	51,101	-64.5%	34,067	-64.5%
08/2011	6,400	45.5%	57,488	12.5%	38,325	12.5%
09/2011	7,200	12.5%	87,073	51.5%	58,048	51.5%
10/2011	5,700	-20.8%	76,449	-12.2%	50,966	-12.2%
11/2011	10,200	78.9%	126,205	65.1%	84,137	65.1%
12/2011	5,200	-49.0%	73,423	-41.8%	48,949	-41.8%

Data source: ARCOS (2006-2014) and Defendant Distribution Data (Walgreens 1/2006 - 3/2014)

Walgreen Co Oxycodone Shipments to Walgreens # 03707

	Dosage Units		MME		Drug Base Weight in mg	
Date	Walgreens	% Change	Walgreens	% Change	Walgreens	% Change
01/2012	6,300	21.2%	110,606	50.6%	73,737	50.6%
02/2012	5,400	-14.3%	78,668	-28.9%	52,445	-28.9%
03/2012	7,000	29.6%	98,839	25.6%	65,893	25.6%
04/2012	3,800	-45.7%	57,152	-42.2%	38,101	-42.2%
05/2012	7,300	92.1%	101,192	77.1%	67,462	77.1%
06/2012	4,700	-35.6%	61,186	-39.5%	40,791	-39.5%
07/2012	8,100	72.3%	115,917	89.5%	77,278	89.5%
08/2012	6,900	-14.8%	88,754	-23.4%	59,169	-23.4%
09/2012	6,000	-13.0%	87,342	-1.6%	58,228	-1.6%
10/2012	11,200	86.7%	162,379	85.9%	108,252	85.9%
11/2012	7,400	-33.9%	99,512	-38.7%	66,341	-38.7%
12/2012	7,200	-2.7%	103,680	4.2%	69,120	4.2%
01/2013	7,300	1.4%	96,150	-7.3%	64,100	-7.3%
02/2013	5,600	-23.3%	69,927	-27.3%	46,618	-27.3%
03/2013	9,000	60.7%	124,389	77.9%	82,926	77.9%
04/2013	11,300	25.6%	160,361	28.9%	106,908	28.9%
05/2013	3,600	-68.1%	40,343	-74.8%	26,895	-74.8%
06/2013	0	-100.0%	0	-100.0%	0	-100.0%
07/2013	2,400	n/a	41,351	n/a	27,567	n/a
08/2013	0	-100.0%	0	-100.0%	0	-100.0%
09/2013	0	n/a	0	n/a	0	n/a
10/2013	0	n/a	0	n/a	0	n/a
11/2013	0	n/a	0	n/a	0	n/a
12/2013	0	n/a	0	n/a	0	n/a

Data source: ARCOS (2006-2014) and Defendant Distribution Data (Walgreens 1/2006 - 3/2014)

Walgreens # 03707 (1/1996 to 1/2018)
DEA: BW4359104
2100 Webster Street Suite 105
San Francisco, CA 94115

Walgreen Co Oxycodone Shipments to Walgreens # 03707

	Dosage Units		MME		Drug Base Weight in mg	
Date	Walgreens	% Change	Walgreens	% Change	Walgreens	% Change
1996	0		0		0	
1997	0	n/a	0	n/a	0	n/a
1998	0	n/a	0	n/a	0	n/a
1999	0	n/a	0	n/a	0	n/a
2000	0	n/a	0	n/a	0	n/a
2001	0	n/a	0	n/a	0	n/a
2002	0	n/a	0	n/a	0	n/a
2003	0	n/a	0	n/a	0	n/a
2004	0	n/a	0	n/a	0	n/a
2005	0	n/a	0	n/a	0	n/a
2006	42,300	n/a	722,668	n/a	481,779	n/a
2007	59,300	40.2%	800,644	10.8%	533,763	10.8%
2008	66,800	12.6%	979,253	22.3%	652,836	22.3%
2009	72,800	9.0%	981,735	0.3%	654,490	0.3%
2010	74,200	1.9%	969,229	-1.3%	646,152	-1.3%
2011	83,800	12.9%	991,148	2.3%	660,765	2.3%
2012	81,300	-3.0%	1,165,226	17.6%	776,817	17.6%
2013	39,200	-51.8%	532,521	-54.3%	355,014	-54.3%
2014	0	-100.0%	0	-100.0%	0	-100.0%
2015	0	n/a	0	n/a	0	n/a
2016	0	n/a	0	n/a	0	n/a
2017	0	n/a	0	n/a	0	n/a
2018	0	n/a	0	n/a	0	n/a
2019	0	n/a	0	n/a	0	n/a
Total	**519,700**		**7,142,423**		**4,761,616**	

Data source: ARCOS (2006-2014) and Defendant Distribution Data (Walgreens 1/2006 - 3/2014)

Walgreens # 03707 (1/1996 to 1/2018)
DEA: BW4359104
2100 Webster Street Suite 105
San Francisco, CA 94115

Walgreen Co Oxycodone Shipments to Walgreens # 03707, by Strength

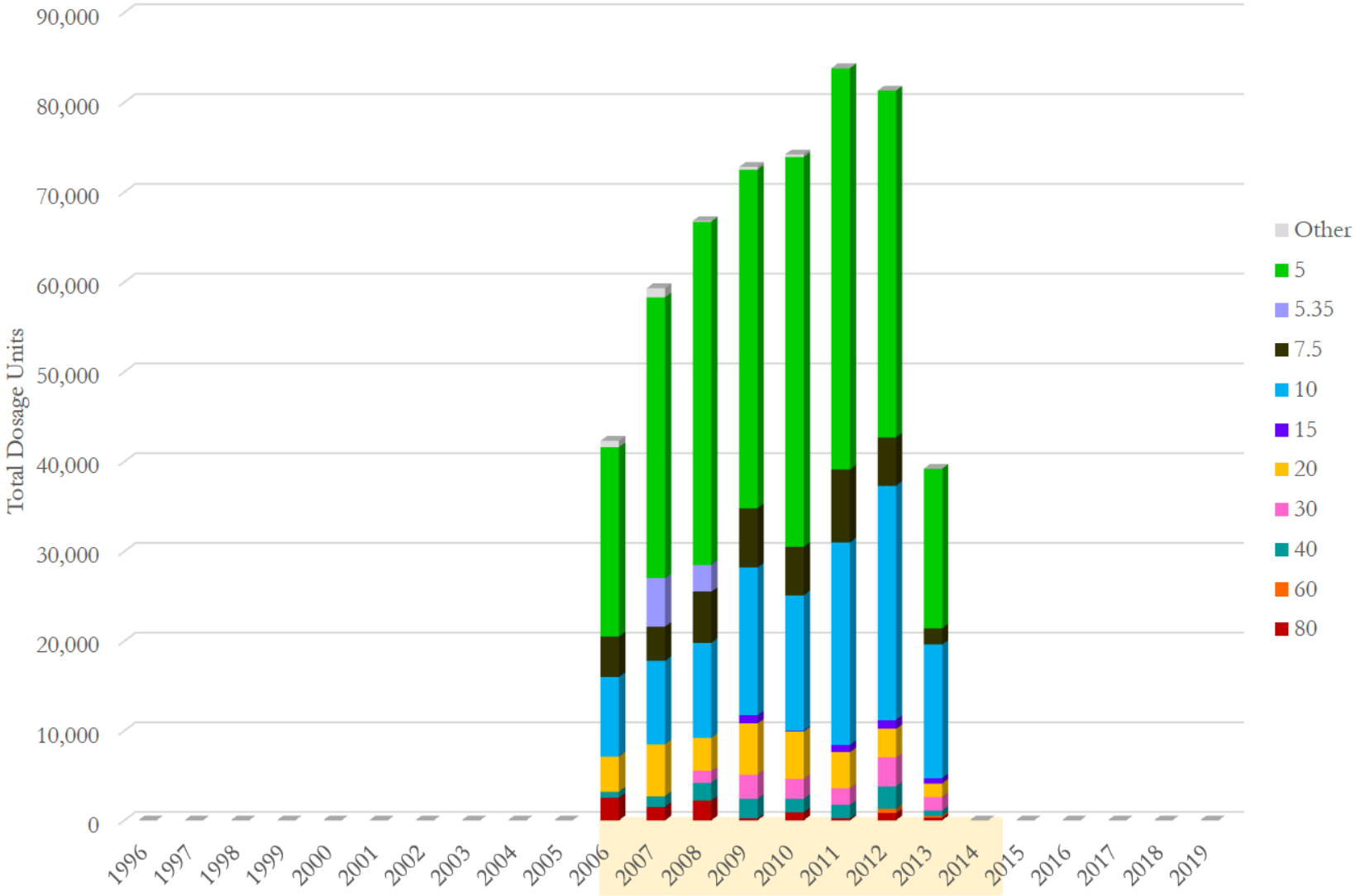

Data source: ARCOS (2006-2014) and Defendant Distribution Data (Walgreens 1/2006 - 3/2014)

Walgreens # 03707 (1/1996 to 1/2018)
DEA: BW4359104
2100 Webster Street Suite 105
San Francisco, CA 94115

Walgreen Co Oxycodone Shipments to Walgreens # 03707, by Strength

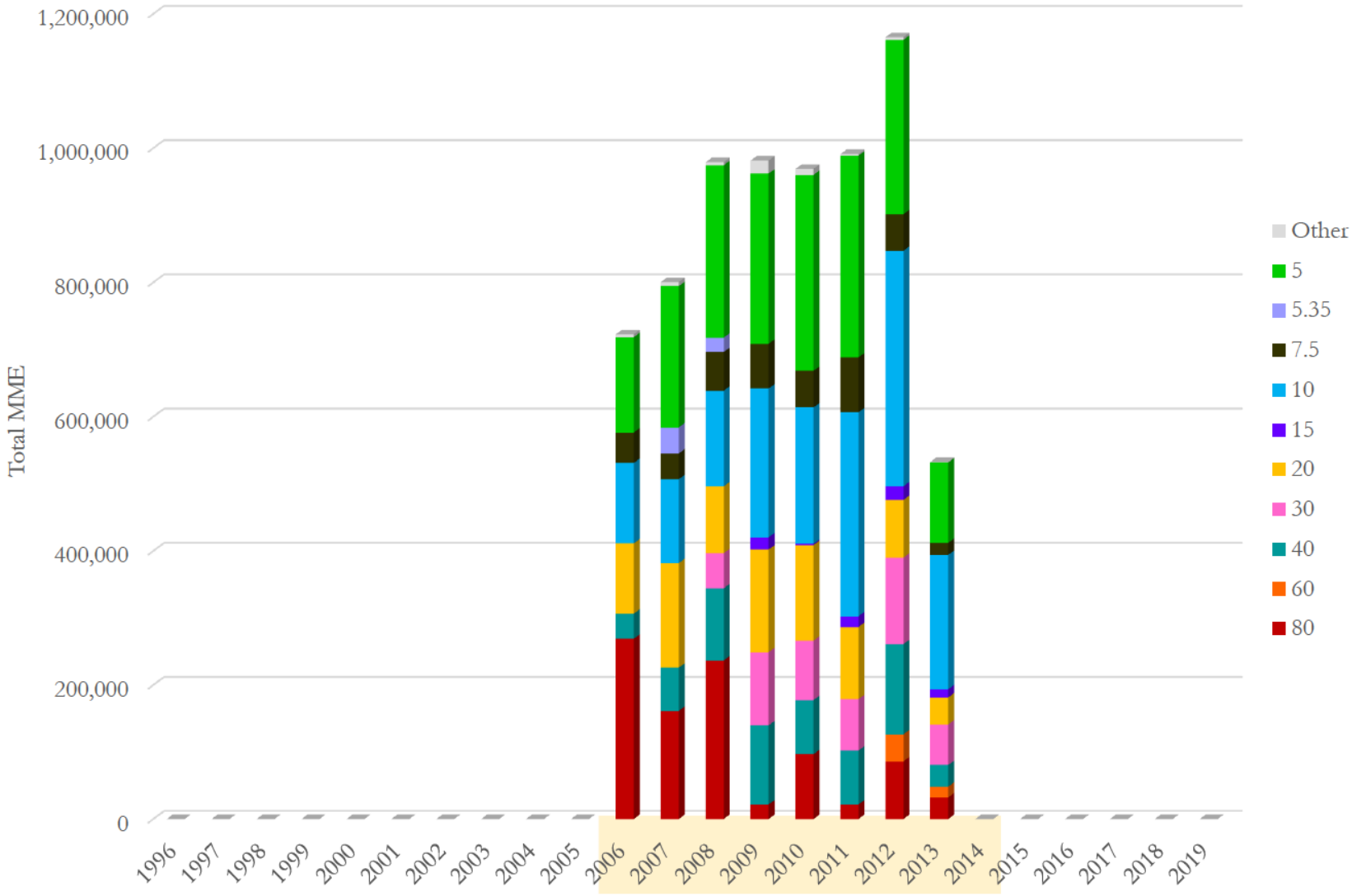

Data source: ARCOS (2006-2014) and Defendant Distribution Data (Walgreens 1/2006 - 3/2014)

Walgreens # 03707 (1/1996 to 1/2018)
DEA: BW4359104
2100 Webster Street Suite 105
San Francisco, CA 94115

Walgreen Co Oxycodone Shipments to Walgreens # 03707, by Strength

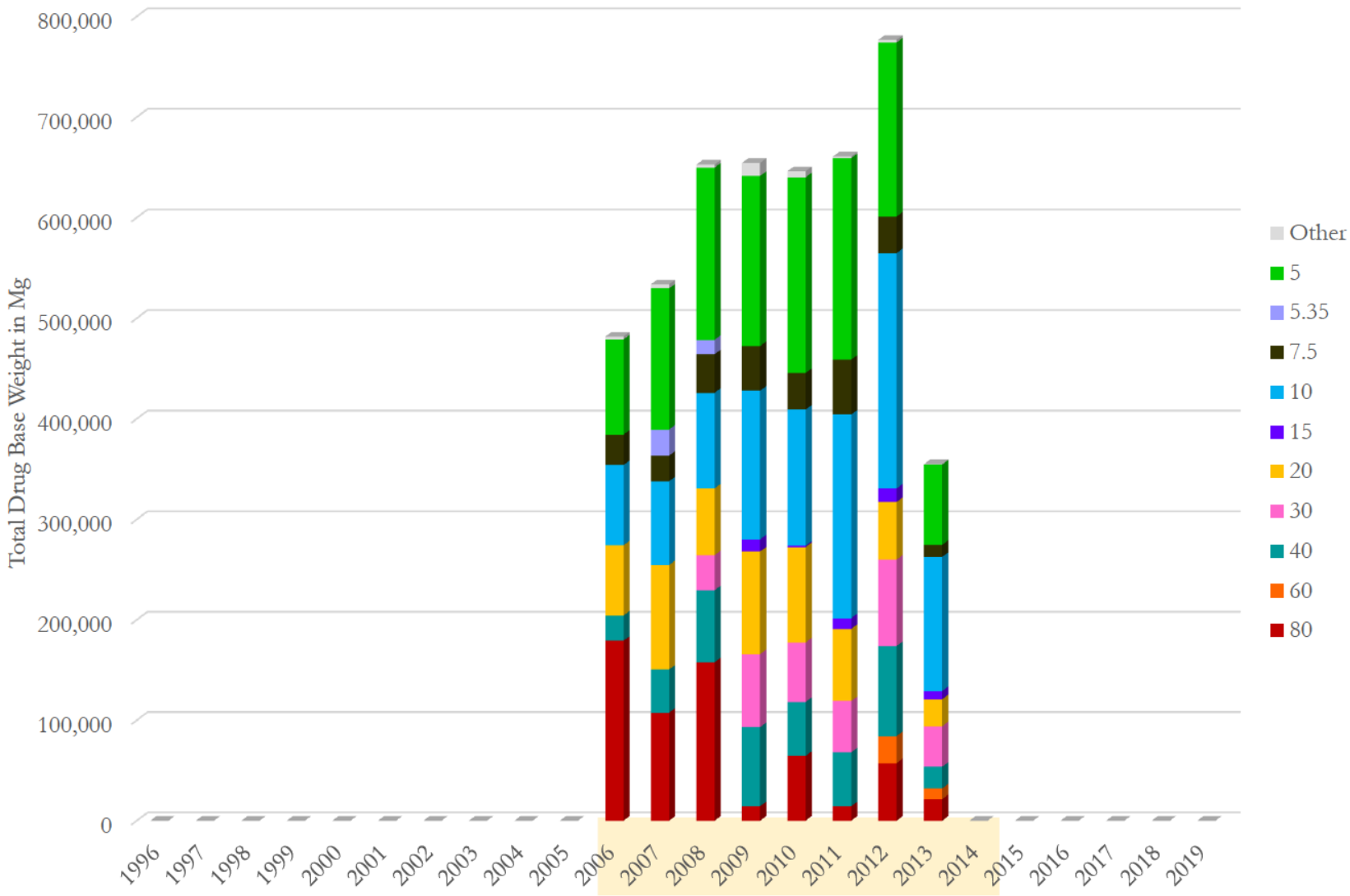

Data source: ARCOS (2006-2014) and Defendant Distribution Data (Walgreens 1/2006 - 3/2014)

Walgreens # 03707 (1/1996 to 1/2018)
DEA: BW4359104
2100 Webster Street Suite 105
San Francisco, CA 94115

Walgreen Co Oxycodone Shipments to Walgreens # 03707, by Strength
(Total Dosage Units)

Strength Year\	80	60	40	30	20	15	10	7.5	5.35	5	Other	Total	Avg. Str
1996	0	0	0	0	0	0	0	0	0	0	0	**0**	
1997	0	0	0	0	0	0	0	0	0	0	0	**0**	
1998	0	0	0	0	0	0	0	0	0	0	0	**0**	
1999	0	0	0	0	0	0	0	0	0	0	0	**0**	
2000	0	0	0	0	0	0	0	0	0	0	0	**0**	
2001	0	0	0	0	0	0	0	0	0	0	0	**0**	
2002	0	0	0	0	0	0	0	0	0	0	0	**0**	
2003	0	0	0	0	0	0	0	0	0	0	0	**0**	
2004	0	0	0	0	0	0	0	0	0	0	0	**0**	
2005	0	0	0	0	0	0	0	0	0	0	0	**0**	
2006	2,500	0	700	0	3,900	0	8,900	4,500	0	21,100	700	**42,300**	12.84
2007	1,500	0	1,200	0	5,800	0	9,300	3,800	5,400	31,300	1,000	**59,300**	10.14
2008	2,200	0	2,000	1,300	3,700	0	10,600	5,700	3,000	38,200	100	**66,800**	10.87
2009	200	0	2,200	2,700	5,700	900	16,500	6,600	0	37,700	300	**72,800**	9.87
2010	900	0	1,500	2,200	5,300	100	15,100	5,400	0	43,400	300	**74,200**	9.66
2011	200	0	1,500	1,900	4,000	800	22,600	8,100	0	44,700	0	**83,800**	8.77
2012	800	500	2,500	3,200	3,200	1,000	26,100	5,400	0	38,600	0	**81,300**	10.62
2013	300	200	600	1,500	1,500	600	14,900	1,800	0	17,800	0	**39,200**	10.09
2014	0	0	0	0	0	0	0	0	0	0	0	**0**	
2015	0	0	0	0	0	0	0	0	0	0	0	**0**	
2016	0	0	0	0	0	0	0	0	0	0	0	**0**	
2017	0	0	0	0	0	0	0	0	0	0	0	**0**	
2018	0	0	0	0	0	0	0	0	0	0	0	**0**	
2019	0	0	0	0	0	0	0	0	0	0	0	**0**	
Total	**8,600**	**700**	**12,200**	**12,800**	**33,100**	**3,400**	**124,000**	**41,300**	**8,400**	**272,800**	**2,400**	**519,700**	10.19

Data source: ARCOS (2006-2014) and Defendant Distribution Data (Walgreens 1/2006 - 3/2014)

Walgreens # 03707 (1/1996 to 1/2018)
DEA: BW4359104
2100 Webster Street Suite 105
San Francisco, CA 94115

Walgreen Co Oxycodone Shipments to Walgreens # 03707, by Strength
(Total MME)

Strength Year\	80	60	40	30	20	15	10	7.5	5.35	5	Other	Total	Avg. Str
1996	0	0	0	0	0	0	0	0	0	0	0	**0**	
1997	0	0	0	0	0	0	0	0	0	0	0	**0**	
1998	0	0	0	0	0	0	0	0	0	0	0	**0**	
1999	0	0	0	0	0	0	0	0	0	0	0	**0**	
2000	0	0	0	0	0	0	0	0	0	0	0	**0**	
2001	0	0	0	0	0	0	0	0	0	0	0	**0**	
2002	0	0	0	0	0	0	0	0	0	0	0	**0**	
2003	0	0	0	0	0	0	0	0	0	0	0	**0**	
2004	0	0	0	0	0	0	0	0	0	0	0	**0**	
2005	0	0	0	0	0	0	0	0	0	0	0	**0**	
2006	268,950	0	37,653	0	104,891	0	119,683	45,385	0	141,871	4,236	**722,668**	12.84
2007	161,370	0	64,548	0	155,991	0	125,062	38,325	38,845	210,451	6,051	**800,644**	10.14
2008	236,676	0	107,580	52,445	99,512	0	142,544	57,488	21,581	256,846	4,582	**979,253**	10.87
2009	21,516	0	118,338	108,925	153,302	18,154	221,884	66,565	0	253,485	19,566	**981,735**	9.87
2010	96,822	0	80,685	88,754	142,544	2,017	203,057	54,462	0	291,811	9,077	**969,229**	9.66
2011	21,516	0	80,685	76,651	107,580	16,137	303,914	81,694	0	300,552	2,421	**991,148**	8.77
2012	86,064	40,343	134,475	129,096	86,064	20,171	350,980	54,462	0	259,537	4,034	**1,165,226**	10.62
2013	32,274	16,137	32,274	60,514	40,343	12,103	200,368	18,154	0	119,683	672	**532,521**	10.09
2014	0	0	0	0	0	0	0	0	0	0	0	**0**	
2015	0	0	0	0	0	0	0	0	0	0	0	**0**	
2016	0	0	0	0	0	0	0	0	0	0	0	**0**	
2017	0	0	0	0	0	0	0	0	0	0	0	**0**	
2018	0	0	0	0	0	0	0	0	0	0	0	**0**	
2019	0	0	0	0	0	0	0	0	0	0	0	**0**	
Total	**925,188**	**56,480**	**656,238**	**516,384**	**890,225**	**68,582**	**1,667,490**	**416,536**	**60,426**	**1,834,235**	**50,640**	**7,142,423**	10.19

Data source: ARCOS (2006-2014) and Defendant Distribution Data (Walgreens 1/2006 - 3/2014)

Walgreens # 03707 (1/1996 to 1/2018)
DEA: BW4359104
2100 Webster Street Suite 105
San Francisco, CA 94115

Walgreen Co Oxycodone Shipments to Walgreens # 03707, by Strength
(Total Drug Base Weight in Milligram)

Strength Year\	80	60	40	30	20	15	10	7.5	5.35	5	Other	Total	Avg. Str
1996	0	0	0	0	0	0	0	0	0	0	0	**0**	
1997	0	0	0	0	0	0	0	0	0	0	0	**0**	
1998	0	0	0	0	0	0	0	0	0	0	0	**0**	
1999	0	0	0	0	0	0	0	0	0	0	0	**0**	
2000	0	0	0	0	0	0	0	0	0	0	0	**0**	
2001	0	0	0	0	0	0	0	0	0	0	0	**0**	
2002	0	0	0	0	0	0	0	0	0	0	0	**0**	
2003	0	0	0	0	0	0	0	0	0	0	0	**0**	
2004	0	0	0	0	0	0	0	0	0	0	0	**0**	
2005	0	0	0	0	0	0	0	0	0	0	0	**0**	
2006	179,300	0	25,102	0	69,927	0	79,789	30,257	0	94,580	2,824	**481,779**	12.84
2007	107,580	0	43,032	0	103,994	0	83,375	25,550	25,897	140,301	4,034	**533,763**	10.14
2008	157,784	0	71,720	34,964	66,341	0	95,029	38,325	14,387	171,231	3,055	**652,836**	10.87
2009	14,344	0	78,892	72,617	102,201	12,103	147,923	44,377	0	168,990	13,044	**654,490**	9.87
2010	64,548	0	53,790	59,169	95,029	1,345	135,372	36,308	0	194,541	6,051	**646,152**	9.66
2011	14,344	0	53,790	51,101	71,720	10,758	202,609	54,462	0	200,368	1,614	**660,765**	8.77
2012	57,376	26,895	89,650	86,064	57,376	13,448	233,987	36,308	0	173,025	2,690	**776,817**	10.62
2013	21,516	10,758	21,516	40,343	26,895	8,069	133,579	12,103	0	79,789	448	**355,014**	10.09
2014	0	0	0	0	0	0	0	0	0	0	0	**0**	
2015	0	0	0	0	0	0	0	0	0	0	0	**0**	
2016	0	0	0	0	0	0	0	0	0	0	0	**0**	
2017	0	0	0	0	0	0	0	0	0	0	0	**0**	
2018	0	0	0	0	0	0	0	0	0	0	0	**0**	
2019	0	0	0	0	0	0	0	0	0	0	0	**0**	
Total	**616,792**	**37,653**	**437,492**	**344,256**	**593,483**	**45,722**	**1,111,660**	**277,691**	**40,284**	**1,222,823**	**33,760**	**4,761,616**	10.19

Data source: ARCOS (2006-2014) and Defendant Distribution Data (Walgreens 1/2006 - 3/2014)

Walgreens # 03707 (1/1996 to 1/2018)
DEA: BW4359104
2100 Webster Street Suite 105
San Francisco, CA 94115

Walgreen Co Hydrocodone Shipments to Walgreens # 03707

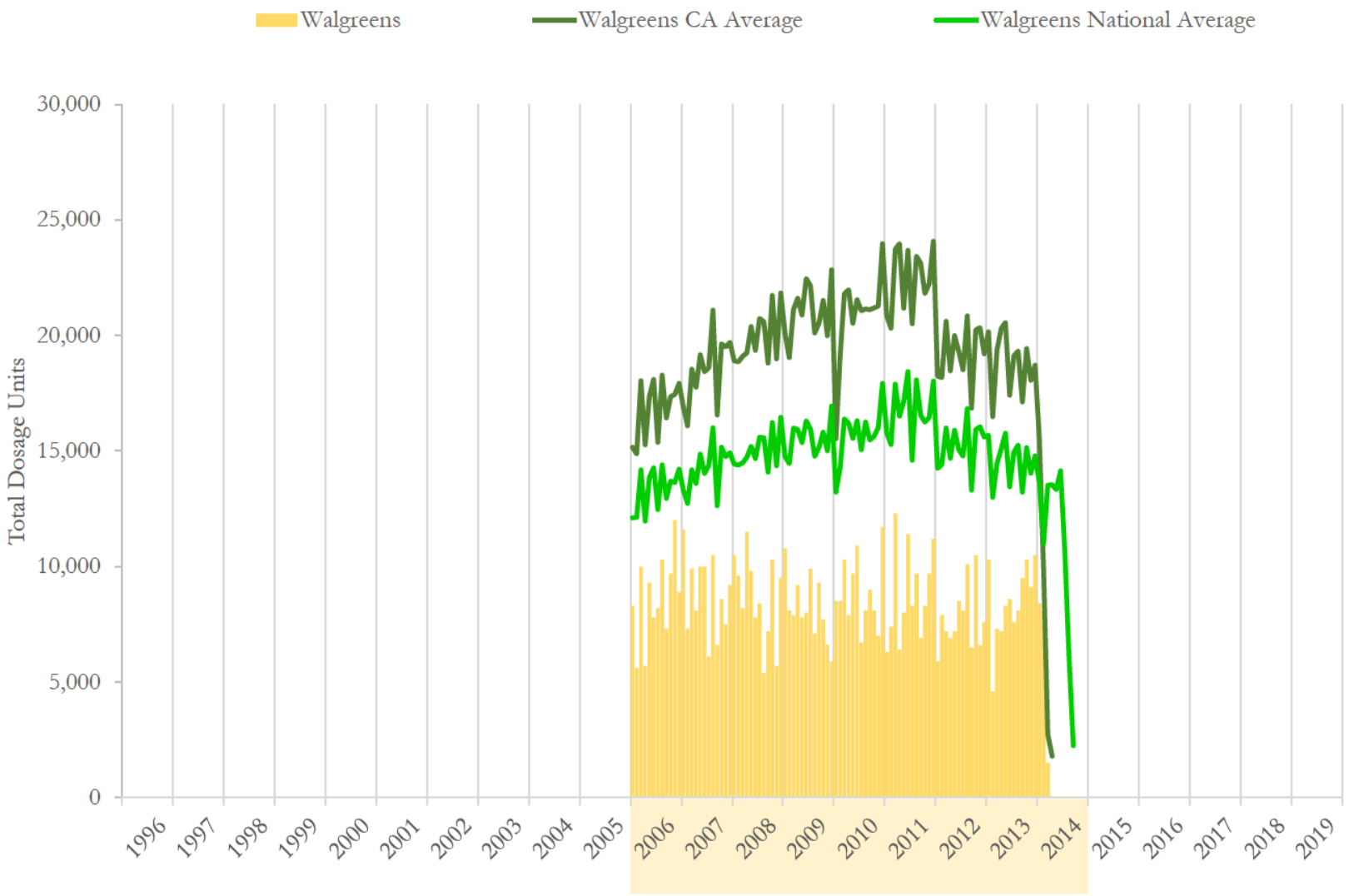

National and state averages reflect hydrocodone shipped from Walgreen Co to all active pharmacies each month.
Data source: ARCOS (2006-2014) and Defendant Distribution Data (Walgreens 1/2006 - 3/2014)

Walgreens # 03707 (1/1996 to 1/2018)
DEA: BW4359104
2100 Webster Street Suite 105
San Francisco, CA 94115

Walgreen Co Hydrocodone Shipments to Walgreens # 03707

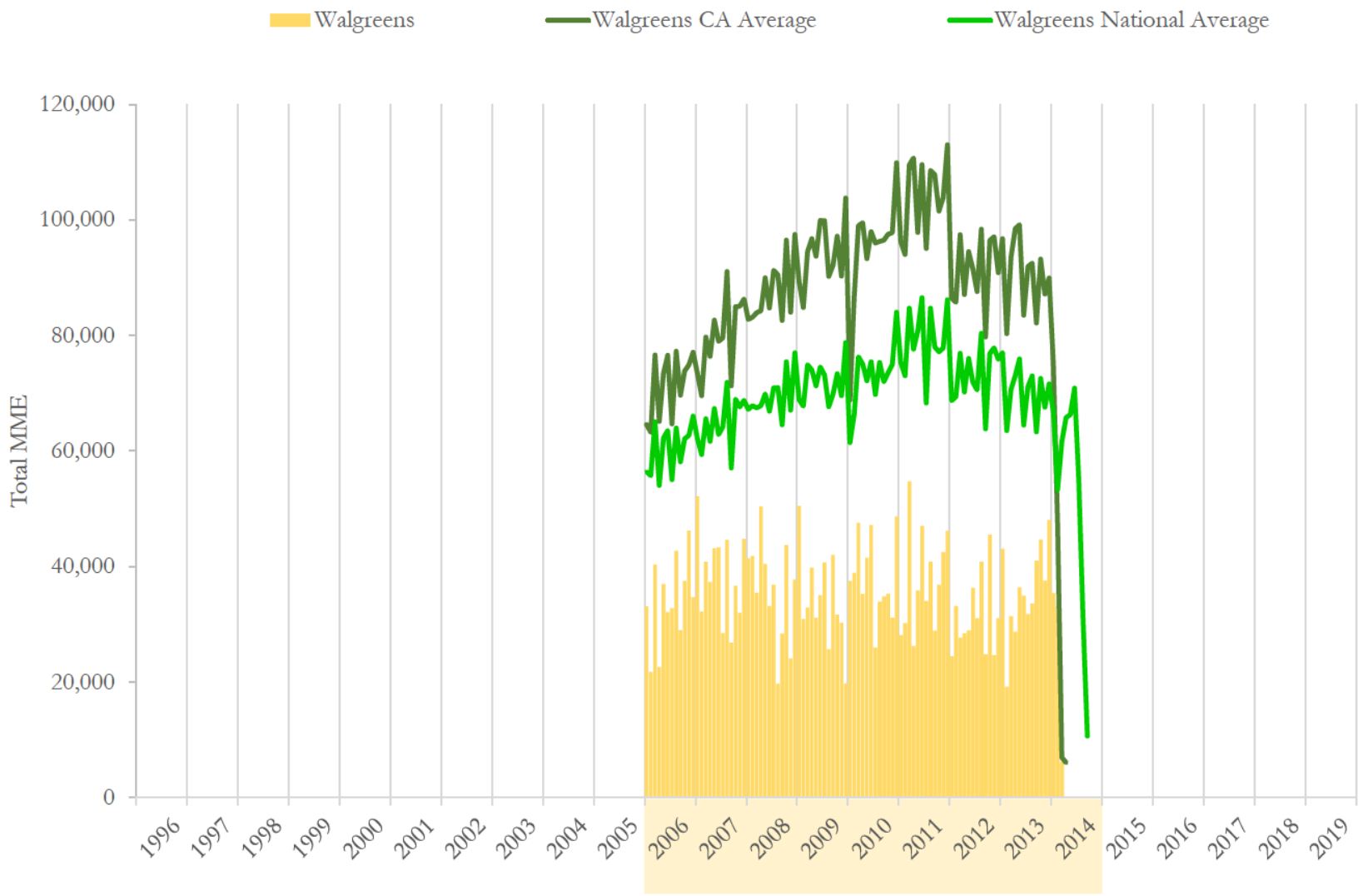

National and state averages reflect hydrocodone shipped from Walgreen Co to all active pharmacies each month.
Data source: ARCOS (2006-2014) and Defendant Distribution Data (Walgreens 1/2006 - 3/2014)

Walgreens # 03707 (1/1996 to 1/2018)
DEA: BW4359104
2100 Webster Street Suite 105
San Francisco, CA 94115

Walgreen Co Hydrocodone Shipments to Walgreens # 03707

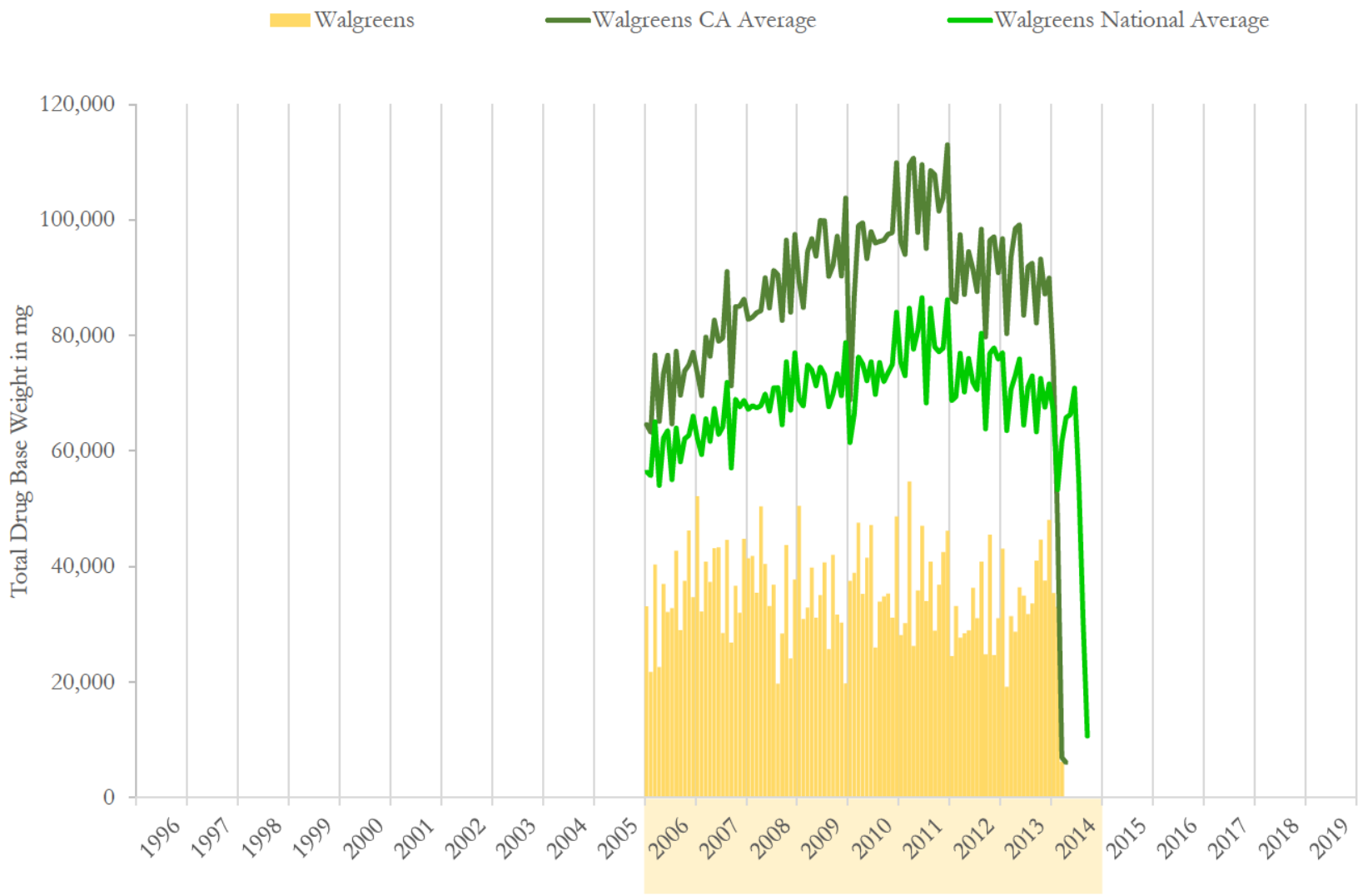

National and state averages reflect hydrocodone shipped from Walgreen Co to all active pharmacies each month.
Data source: ARCOS (2006-2014) and Defendant Distribution Data (Walgreens 1/2006 - 3/2014)

Walgreens # 03707 (1/1996 to 1/2018)
DEA: BW4359104
2100 Webster Street Suite 105
San Francisco, CA 94115

Walgreen Co Hydrocodone Shipments to Walgreens # 03707

	Dosage Units		MME		Drug Base Weight in mg	
Date	Walgreens	% Change	Walgreens	% Change	Walgreens	% Change
01/2006	8,300	n/a	33,105	n/a	33,105	n/a
02/2006	5,600	-32.5%	21,754	-34.3%	21,754	-34.3%
03/2006	10,000	78.6%	40,345	85.5%	40,345	85.5%
04/2006	5,700	-43.0%	22,629	-43.9%	22,629	-43.9%
05/2006	9,300	63.2%	37,000	63.5%	37,000	63.5%
06/2006	7,800	-16.1%	32,116	-13.2%	32,116	-13.2%
07/2006	8,200	5.1%	32,786	2.1%	32,786	2.1%
08/2006	10,300	25.6%	42,735	30.3%	42,735	30.3%
09/2006	7,300	-29.1%	28,994	-32.2%	28,994	-32.2%
10/2006	9,700	32.9%	37,478	29.3%	37,478	29.3%
11/2006	12,000	23.7%	46,248	23.4%	46,248	23.4%
12/2006	8,900	-25.8%	34,705	-25.0%	34,705	-25.0%
01/2007	11,600	30.3%	52,143	50.2%	52,143	50.2%
02/2007	7,300	-37.1%	32,173	-38.3%	32,173	-38.3%
03/2007	9,900	35.6%	40,837	26.9%	40,837	26.9%
04/2007	8,100	-18.2%	37,340	-8.6%	37,340	-8.6%
05/2007	10,000	23.5%	43,202	15.7%	43,202	15.7%
06/2007	10,000	0.0%	43,332	0.3%	43,332	0.3%
07/2007	6,100	-39.0%	28,497	-34.2%	28,497	-34.2%
08/2007	10,500	72.1%	44,605	56.5%	44,605	56.5%
09/2007	6,600	-37.1%	26,859	-39.8%	26,859	-39.8%
10/2007	8,600	30.3%	36,689	36.6%	36,689	36.6%
11/2007	7,500	-12.8%	31,989	-12.8%	31,989	-12.8%
12/2007	9,200	22.7%	44,802	40.1%	44,802	40.1%

Data source: ARCOS (2006-2014) and Defendant Distribution Data (Walgreens 1/2006 - 3/2014)

Walgreens # 03707 (1/1996 to 1/2018)
DEA: BW4359104
2100 Webster Street Suite 105
San Francisco, CA 94115

Walgreen Co Hydrocodone Shipments to Walgreens # 03707

	Dosage Units		MME		Drug Base Weight in mg	
Date	Walgreens	% Change	Walgreens	% Change	Walgreens	% Change
01/2008	10,500	14.1%	41,437	-7.5%	41,437	-7.5%
02/2008	9,600	-8.6%	41,827	0.9%	41,827	0.9%
03/2008	8,200	-14.6%	35,418	-15.3%	35,418	-15.3%
04/2008	11,500	40.2%	50,410	42.3%	50,410	42.3%
05/2008	9,800	-14.8%	40,432	-19.8%	40,432	-19.8%
06/2008	7,800	-20.4%	33,159	-18.0%	33,159	-18.0%
07/2008	8,400	7.7%	36,870	11.2%	36,870	11.2%
08/2008	5,400	-35.7%	19,721	-46.5%	19,721	-46.5%
09/2008	7,200	33.3%	28,389	44.0%	28,389	44.0%
10/2008	10,300	43.1%	43,721	54.0%	43,721	54.0%
11/2008	5,700	-44.7%	24,102	-44.9%	24,102	-44.9%
12/2008	9,500	66.7%	37,740	56.6%	37,740	56.6%
01/2009	10,800	13.7%	50,483	33.8%	50,483	33.8%
02/2009	8,100	-25.0%	30,905	-38.8%	30,905	-38.8%
03/2009	7,900	-2.5%	32,873	6.4%	32,873	6.4%
04/2009	9,200	16.5%	39,835	21.2%	39,835	21.2%
05/2009	7,800	-15.2%	31,151	-21.8%	31,151	-21.8%
06/2009	8,000	2.6%	35,045	12.5%	35,045	12.5%
07/2009	9,900	23.8%	40,694	16.1%	40,694	16.1%
08/2009	7,100	-28.3%	25,673	-36.9%	25,673	-36.9%
09/2009	9,300	31.0%	42,032	63.7%	42,032	63.7%
10/2009	7,700	-17.2%	31,654	-24.7%	31,654	-24.7%
11/2009	6,600	-14.3%	30,275	-4.4%	30,275	-4.4%
12/2009	5,900	-10.6%	19,786	-34.6%	19,786	-34.6%

Data source: ARCOS (2006-2014) and Defendant Distribution Data (Walgreens 1/2006 - 3/2014)

Walgreens # 03707 (1/1996 to 1/2018)
DEA: BW4359104
2100 Webster Street Suite 105
San Francisco, CA 94115

Walgreen Co Hydrocodone Shipments to Walgreens # 03707

	Dosage Units		MME		Drug Base Weight in mg	
Date	Walgreens	% Change	Walgreens	% Change	Walgreens	% Change
01/2010	8,500	44.1%	37,508	89.6%	37,508	89.6%
02/2010	8,500	0.0%	38,927	3.8%	38,927	3.8%
03/2010	10,300	21.2%	47,599	22.3%	47,599	22.3%
04/2010	7,900	-23.3%	35,262	-25.9%	35,262	-25.9%
05/2010	9,700	22.8%	41,491	17.7%	41,491	17.7%
06/2010	10,900	12.4%	47,156	13.7%	47,156	13.7%
07/2010	6,700	-38.5%	25,983	-44.9%	25,983	-44.9%
08/2010	8,100	20.9%	33,899	30.5%	33,899	30.5%
09/2010	9,000	11.1%	34,824	2.7%	34,824	2.7%
10/2010	8,100	-10.0%	35,302	1.4%	35,302	1.4%
11/2010	7,000	-13.6%	31,175	-11.7%	31,175	-11.7%
12/2010	11,700	67.1%	48,678	56.1%	48,678	56.1%
01/2011	6,300	-46.2%	28,132	-42.2%	28,132	-42.2%
02/2011	7,400	17.5%	30,197	7.3%	30,197	7.3%
03/2011	12,300	66.2%	54,691	81.1%	54,691	81.1%
04/2011	6,400	-48.0%	26,237	-52.0%	26,237	-52.0%
05/2011	8,000	25.0%	35,867	36.7%	35,867	36.7%
06/2011	11,400	42.5%	47,045	31.2%	47,045	31.2%
07/2011	8,300	-27.2%	34,013	-27.7%	34,013	-27.7%
08/2011	9,700	16.9%	40,840	20.1%	40,840	20.1%
09/2011	6,900	-28.9%	28,859	-29.3%	28,859	-29.3%
10/2011	8,300	20.3%	36,856	27.7%	36,856	27.7%
11/2011	9,700	16.9%	42,497	15.3%	42,497	15.3%
12/2011	11,200	15.5%	46,162	8.6%	46,162	8.6%

Data source: ARCOS (2006-2014) and Defendant Distribution Data (Walgreens 1/2006 - 3/2014)

Walgreens # 03707 (1/1996 to 1/2018)
DEA: BW4359104
2100 Webster Street Suite 105
San Francisco, CA 94115

Walgreen Co Hydrocodone Shipments to Walgreens # 03707

	Dosage Units		MME		Drug Base Weight in mg	
Date	Walgreens	% Change	Walgreens	% Change	Walgreens	% Change
01/2012	5,900	-47.3%	24,470	-47.0%	24,470	-47.0%
02/2012	7,900	33.9%	33,146	35.5%	33,146	35.5%
03/2012	7,200	-8.9%	27,681	-16.5%	27,681	-16.5%
04/2012	6,900	-4.2%	28,438	2.7%	28,438	2.7%
05/2012	7,200	4.3%	28,892	1.6%	28,892	1.6%
06/2012	8,500	18.1%	36,275	25.6%	36,275	25.6%
07/2012	8,100	-4.7%	31,027	-14.5%	31,027	-14.5%
08/2012	10,100	24.7%	40,808	31.5%	40,808	31.5%
09/2012	6,500	-35.6%	24,813	-39.2%	24,813	-39.2%
10/2012	10,500	61.5%	45,516	83.4%	45,516	83.4%
11/2012	6,600	-37.1%	24,662	-45.8%	24,662	-45.8%
12/2012	7,600	15.2%	31,027	25.8%	31,027	25.8%
01/2013	10,300	35.5%	43,094	38.9%	43,094	38.9%
02/2013	4,600	-55.3%	19,181	-55.5%	19,181	-55.5%
03/2013	7,300	58.7%	31,424	63.8%	31,424	63.8%
04/2013	7,200	-1.4%	28,675	-8.7%	28,675	-8.7%
05/2013	8,300	15.3%	36,370	26.8%	36,370	26.8%
06/2013	8,600	3.6%	34,937	-3.9%	34,937	-3.9%
07/2013	7,600	-11.6%	31,775	-9.1%	31,775	-9.1%
08/2013	8,100	6.6%	33,600	5.7%	33,600	5.7%
09/2013	9,500	17.3%	41,016	22.1%	41,016	22.1%
10/2013	10,300	8.4%	44,648	8.9%	44,648	8.9%
11/2013	9,100	-11.7%	37,535	-15.9%	37,535	-15.9%
12/2013	10,500	15.4%	48,081	28.1%	48,081	28.1%

Data source: ARCOS (2006-2014) and Defendant Distribution Data (Walgreens 1/2006 - 3/2014)

Walgreen Co Hydrocodone Shipments to Walgreens # 03707

	Dosage Units		MME		Drug Base Weight in mg	
Date	Walgreens	% Change	Walgreens	% Change	Walgreens	% Change
01/2014	8,400	-20.0%	35,400	-26.4%	35,400	-26.4%
02/2014	8,100	-3.6%	32,994	-6.8%	32,994	-6.8%
03/2014	1,500	-81.5%	6,197	-81.2%	6,197	-81.2%
04/2014	0	-100.0%	0	-100.0%	0	-100.0%
05/2014	0	n/a	0	n/a	0	n/a
06/2014	0	n/a	0	n/a	0	n/a
07/2014	0	n/a	0	n/a	0	n/a
08/2014	0	n/a	0	n/a	0	n/a
09/2014	0	n/a	0	n/a	0	n/a
10/2014	0	n/a	0	n/a	0	n/a
11/2014	0	n/a	0	n/a	0	n/a
12/2014	0	n/a	0	n/a	0	n/a
01/2015	0	n/a	0	n/a	0	n/a
02/2015	0	n/a	0	n/a	0	n/a
03/2015	0	n/a	0	n/a	0	n/a
04/2015	0	n/a	0	n/a	0	n/a
05/2015	0	n/a	0	n/a	0	n/a
06/2015	0	n/a	0	n/a	0	n/a
07/2015	0	n/a	0	n/a	0	n/a
08/2015	0	n/a	0	n/a	0	n/a
09/2015	0	n/a	0	n/a	0	n/a
10/2015	0	n/a	0	n/a	0	n/a
11/2015	0	n/a	0	n/a	0	n/a
12/2015	0	n/a	0	n/a	0	n/a

Data source: ARCOS (2006-2014) and Defendant Distribution Data (Walgreens 1/2006 - 3/2014)

Walgreens # 03707 (1/1996 to 1/2018)
DEA: BW4359104
2100 Webster Street Suite 105
San Francisco, CA 94115

Walgreen Co Hydrocodone Shipments to Walgreens # 03707

	Dosage Units		MME		Drug Base Weight in mg	
Date	Walgreens	% Change	Walgreens	% Change	Walgreens	% Change
1996	0		0		0	
1997	0	n/a	0	n/a	0	n/a
1998	0	n/a	0	n/a	0	n/a
1999	0	n/a	0	n/a	0	n/a
2000	0	n/a	0	n/a	0	n/a
2001	0	n/a	0	n/a	0	n/a
2002	0	n/a	0	n/a	0	n/a
2003	0	n/a	0	n/a	0	n/a
2004	0	n/a	0	n/a	0	n/a
2005	0	n/a	0	n/a	0	n/a
2006	103,100	n/a	409,895	n/a	409,895	n/a
2007	105,400	2.2%	462,466	12.8%	462,466	12.8%
2008	103,900	-1.4%	433,226	-6.3%	433,226	-6.3%
2009	98,300	-5.4%	410,405	-5.3%	410,405	-5.3%
2010	106,400	8.2%	457,805	11.5%	457,805	11.5%
2011	105,900	-0.5%	451,397	-1.4%	451,397	-1.4%
2012	93,000	-12.2%	376,753	-16.5%	376,753	-16.5%
2013	101,400	9.0%	430,336	14.2%	430,336	14.2%
2014	18,000	-82.2%	74,591	-82.7%	74,591	-82.7%
2015	0	-100.0%	0	-100.0%	0	-100.0%
2016	0	n/a	0	n/a	0	n/a
2017	0	n/a	0	n/a	0	n/a
2018	0	n/a	0	n/a	0	n/a
2019	0	n/a	0	n/a	0	n/a
Total	**835,400**		**3,506,874**		**3,506,874**	

Data source: ARCOS (2006-2014) and Defendant Distribution Data (Walgreens 1/2006 - 3/2014)

Walgreens # 03707 (1/1996 to 1/2018)
DEA: BW4359104
2100 Webster Street Suite 105
San Francisco, CA 94115

Walgreen Co Hydrocodone Shipments to Walgreens # 03707, by Strength

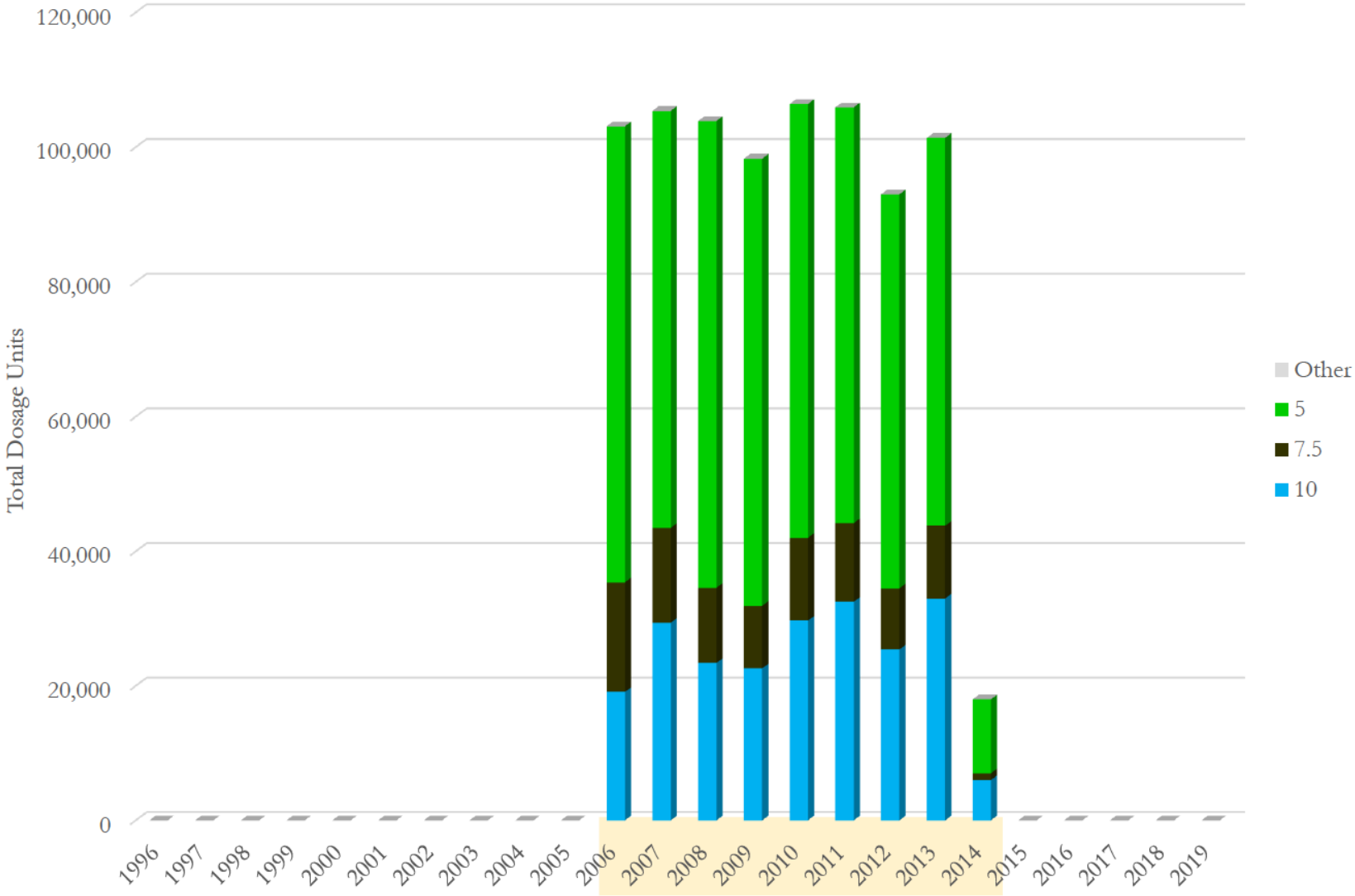

Data source: ARCOS (2006-2014) and Defendant Distribution Data (Walgreens 1/2006 - 3/2014)

Walgreens # 03707 (1/1996 to 1/2018)
DEA: BW4359104
2100 Webster Street Suite 105
San Francisco, CA 94115

Walgreen Co Hydrocodone Shipments to Walgreens # 03707, by Strength

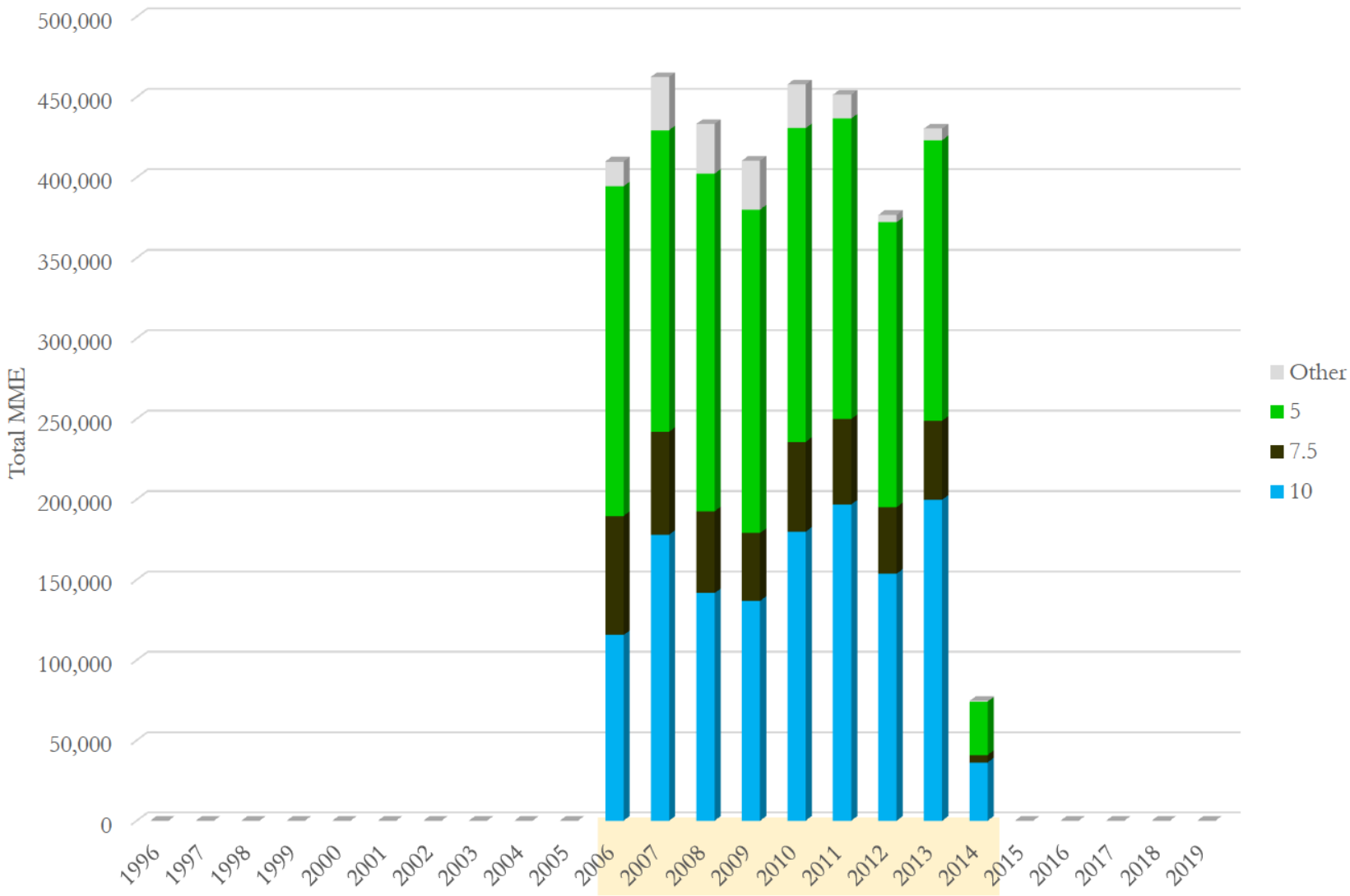

Data source: ARCOS (2006-2014) and Defendant Distribution Data (Walgreens 1/2006 - 3/2014)

Walgreens # 03707 (1/1996 to 1/2018)
DEA: BW4359104
2100 Webster Street Suite 105
San Francisco, CA 94115

Walgreen Co Hydrocodone Shipments to Walgreens # 03707, by Strength

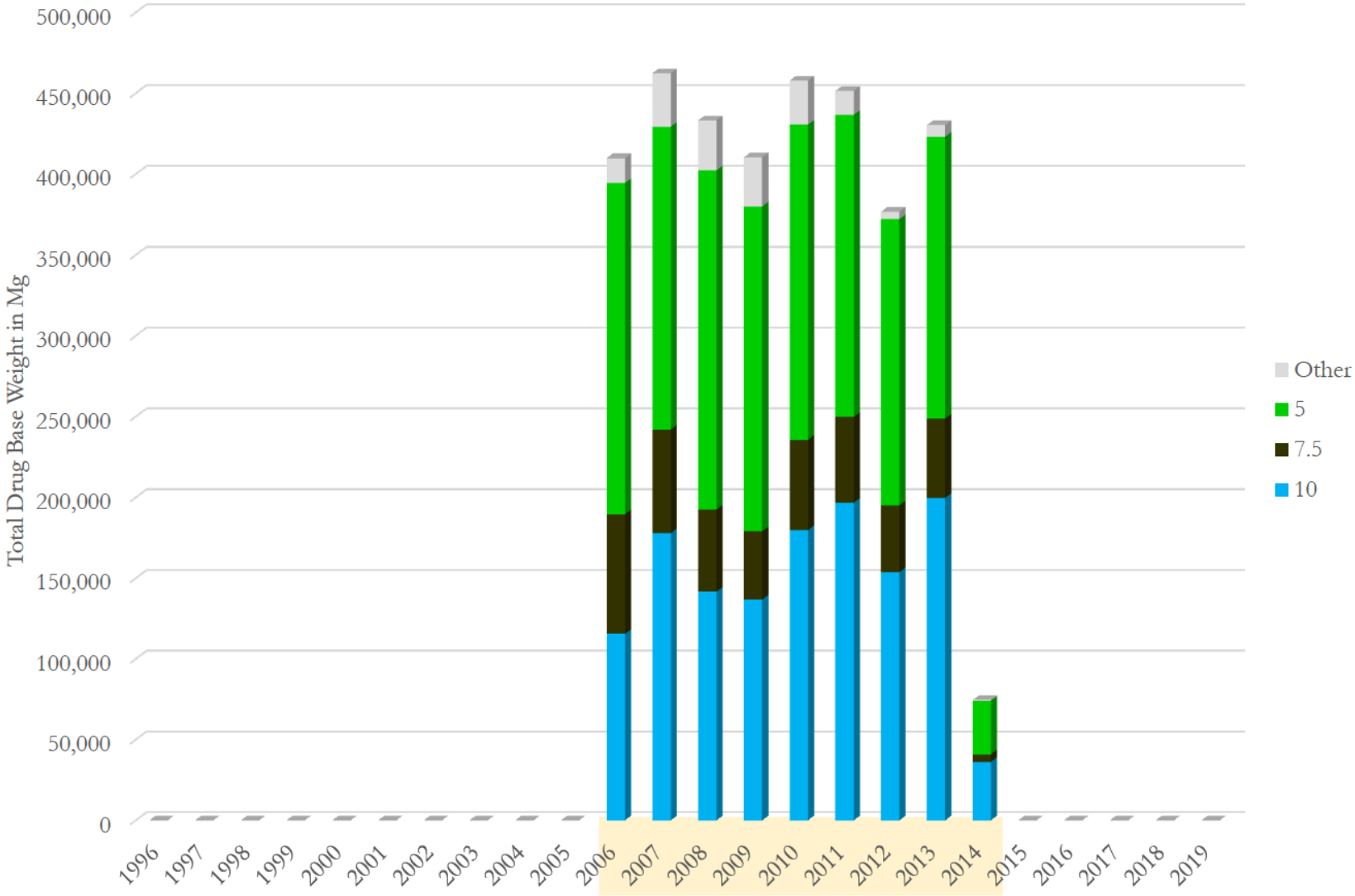

Data source: ARCOS (2006-2014) and Defendant Distribution Data (Walgreens 1/2006 - 3/2014)

Walgreens # 03707 (1/1996 to 1/2018)
DEA: BW4359104
2100 Webster Street Suite 105
San Francisco, CA 94115

Walgreen Co Hydrocodone Shipments to Walgreens # 03707, by Strength
(Total Dosage Units)

Strength Year\	10	7.5	5	Other	Total	Avg. Str
1996	0	0	0	0	**0**	
1997	0	0	0	0	**0**	
1998	0	0	0	0	**0**	
1999	0	0	0	0	**0**	
2000	0	0	0	0	**0**	
2001	0	0	0	0	**0**	
2002	0	0	0	0	**0**	
2003	0	0	0	0	**0**	
2004	0	0	0	0	**0**	
2005	0	0	0	0	**0**	
2006	19,100	16,300	67,700	0	**103,100**	6.32
2007	29,400	14,100	61,900	0	**105,400**	6.73
2008	23,400	11,200	69,300	0	**103,900**	6.40
2009	22,600	9,300	66,400	0	**98,300**	6.39
2010	29,700	12,300	64,400	0	**106,400**	6.68
2011	32,500	11,700	61,700	0	**105,900**	6.81
2012	25,400	9,100	58,500	0	**93,000**	6.61
2013	33,000	10,800	57,600	0	**101,400**	6.89
2014	6,000	1,000	11,000	0	**18,000**	6.81
2015	0	0	0	0	**0**	
2016	0	0	0	0	**0**	
2017	0	0	0	0	**0**	
2018	0	0	0	0	**0**	
2019	0	0	0	0	**0**	
Total	**221,100**	**95,800**	**518,500**	**0**	**835,400**	6.61

Data source: ARCOS (2006-2014) and Defendant Distribution Data (Walgreens 1/2006 - 3/2014)

Walgreens # 03707 (1/1996 to 1/2018)
DEA: BW4359104
2100 Webster Street Suite 105
San Francisco, CA 94115

Walgreen Co Hydrocodone Shipments to Walgreens # 03707, by Strength (Total MME)

Strength Year\	10	7.5	5	Other	Total	Avg. Str
1996	0	0	0	0	**0**	
1997	0	0	0	0	**0**	
1998	0	0	0	0	**0**	
1999	0	0	0	0	**0**	
2000	0	0	0	0	**0**	
2001	0	0	0	0	**0**	
2002	0	0	0	0	**0**	
2003	0	0	0	0	**0**	
2004	0	0	0	0	**0**	
2005	0	0	0	0	**0**	
2006	115,631	74,010	204,928	15,326	**409,895**	6.32
2007	177,988	64,021	187,371	33,086	**462,466**	6.73
2008	141,664	50,854	209,771	30,938	**433,226**	6.40
2009	136,820	42,227	200,993	30,365	**410,405**	6.39
2010	179,804	55,848	194,939	27,214	**457,805**	6.68
2011	196,755	53,124	186,766	14,753	**451,397**	6.81
2012	153,772	41,319	177,080	4,583	**376,753**	6.61
2013	199,782	49,037	174,355	7,162	**430,336**	6.89
2014	36,324	4,541	33,297	430	**74,591**	6.81
2015	0	0	0	0	**0**	
2016	0	0	0	0	**0**	
2017	0	0	0	0	**0**	
2018	0	0	0	0	**0**	
2019	0	0	0	0	**0**	
Total	**1,338,539**	**434,980**	**1,569,500**	**163,856**	**3,506,874**	6.61

Data source: ARCOS (2006-2014) and Defendant Distribution Data (Walgreens 1/2006 - 3/2014)

Walgreens # 03707 (1/1996 to 1/2018)
DEA: BW4359104
2100 Webster Street Suite 105
San Francisco, CA 94115

Walgreen Co Hydrocodone Shipments to Walgreens # 03707, by Strength
(Total Drug Base Weight in Milligram)

Strength Year\	10	7.5	5	Other	Total	Avg. Str
1996	0	0	0	0	**0**	
1997	0	0	0	0	**0**	
1998	0	0	0	0	**0**	
1999	0	0	0	0	**0**	
2000	0	0	0	0	**0**	
2001	0	0	0	0	**0**	
2002	0	0	0	0	**0**	
2003	0	0	0	0	**0**	
2004	0	0	0	0	**0**	
2005	0	0	0	0	**0**	
2006	115,631	74,010	204,928	15,326	**409,895**	6.32
2007	177,988	64,021	187,371	33,086	**462,466**	6.73
2008	141,664	50,854	209,771	30,938	**433,226**	6.40
2009	136,820	42,227	200,993	30,365	**410,405**	6.39
2010	179,804	55,848	194,939	27,214	**457,805**	6.68
2011	196,755	53,124	186,766	14,753	**451,397**	6.81
2012	153,772	41,319	177,080	4,583	**376,753**	6.61
2013	199,782	49,037	174,355	7,162	**430,336**	6.89
2014	36,324	4,541	33,297	430	**74,591**	6.81
2015	0	0	0	0	**0**	
2016	0	0	0	0	**0**	
2017	0	0	0	0	**0**	
2018	0	0	0	0	**0**	
2019	0	0	0	0	**0**	
Total	**1,338,539**	**434,980**	**1,569,500**	**163,856**	**3,506,874**	6.61

Data source: ARCOS (2006-2014) and Defendant Distribution Data (Walgreens 1/2006 - 3/2014)

Walgreens # 05599 (6/2001 to 12/2017)
DEA: BW7103182
2120 Polk Street
San Francisco, CA 94109

Walgreen Co Oxycodone Shipments to Walgreens # 05599

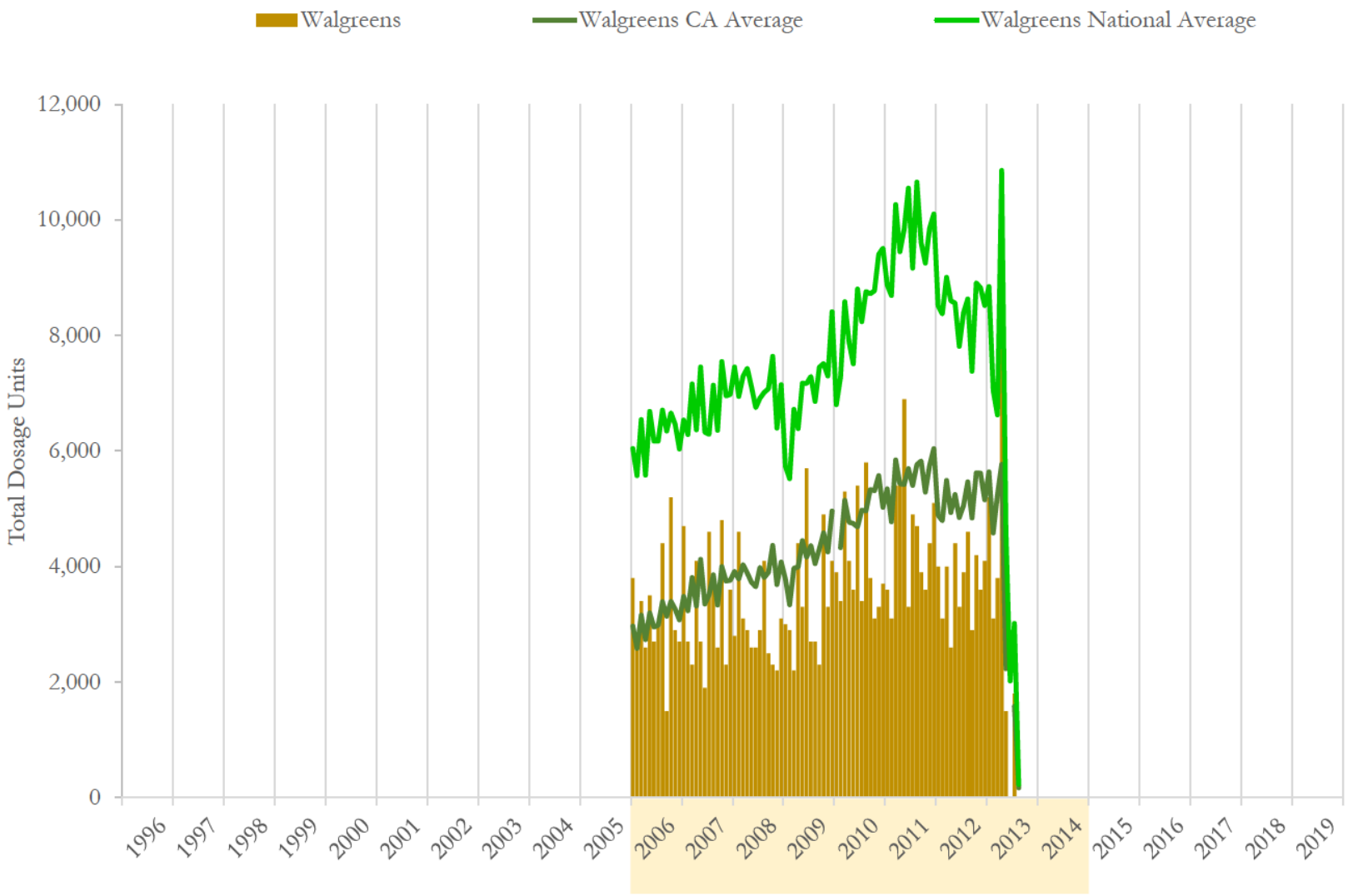

National and state averages reflect oxycodone shipped from Walgreen Co to all active pharmacies each month.
Data source: ARCOS (2006-2014) and Defendant Distribution Data (Walgreens 1/2006 - 3/2014)

Walgreens # 05599 (6/2001 to 12/2017)
DEA: BW7103182
2120 Polk Street
San Francisco, CA 94109

Walgreen Co Oxycodone Shipments to Walgreens # 05599

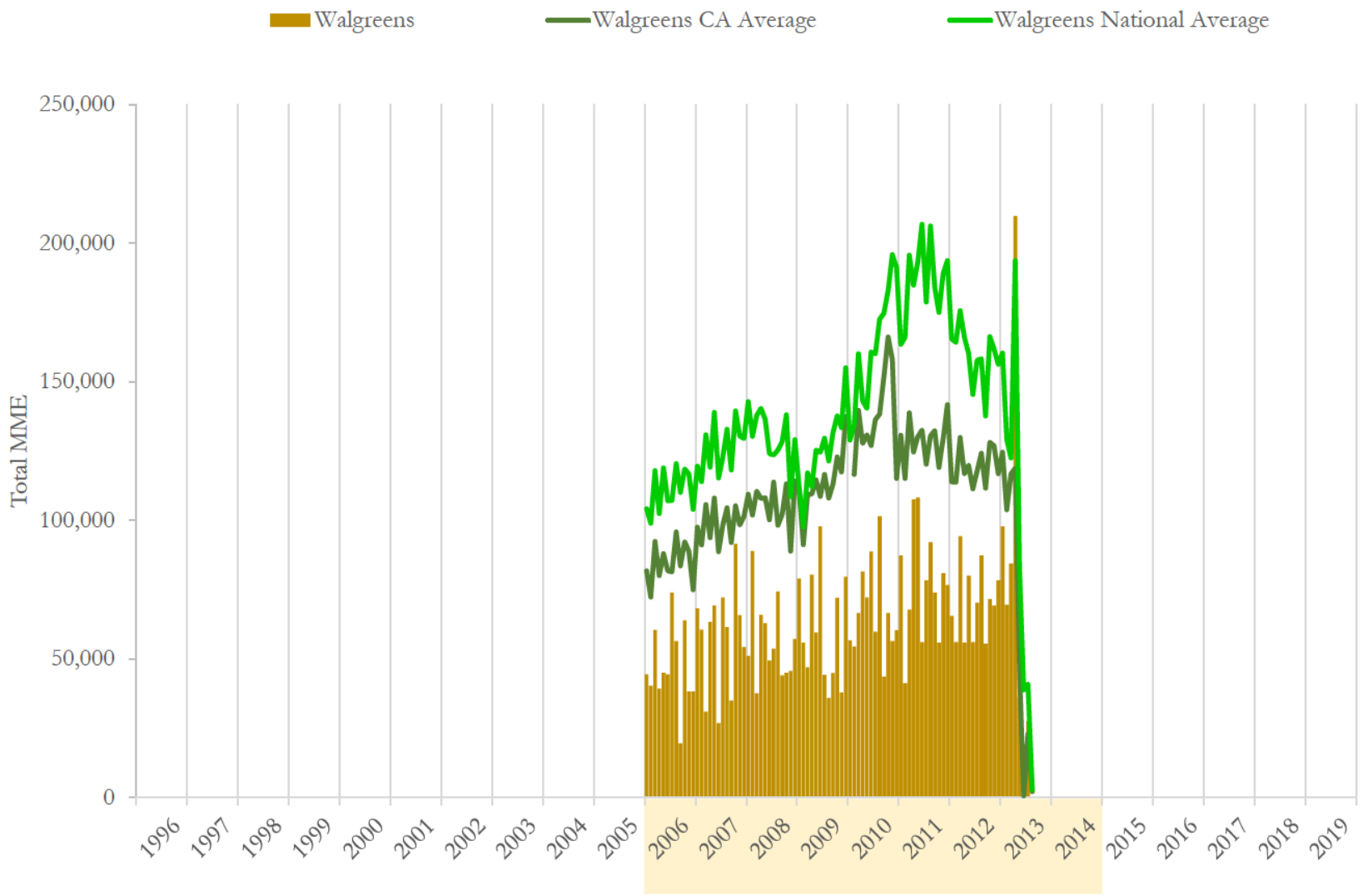

National and state averages reflect oxycodone shipped from Walgreen Co to all active pharmacies each month.
Data source: ARCOS (2006-2014) and Defendant Distribution Data (Walgreens 1/2006 - 3/2014)

Walgreens # 05599 (6/2001 to 12/2017)
DEA: BW7103182
2120 Polk Street
San Francisco, CA 94109

Walgreen Co Oxycodone Shipments to Walgreens # 05599

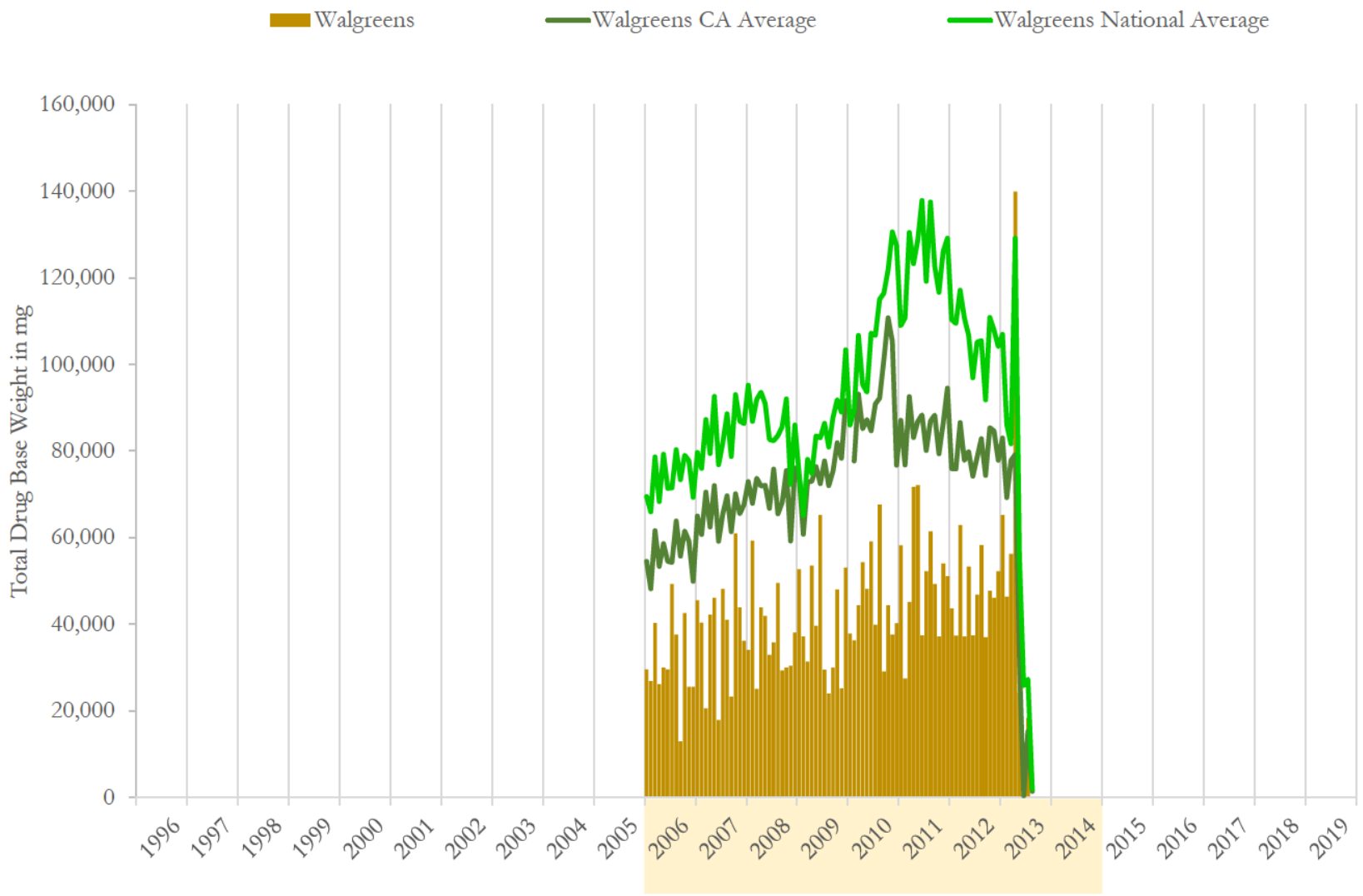

National and state averages reflect oxycodone shipped from Walgreen Co to all active pharmacies each month.
Data source: ARCOS (2006-2014) and Defendant Distribution Data (Walgreens 1/2006 - 3/2014)

Walgreens # 05599 (6/2001 to 12/2017)
DEA: BW7103182
2120 Polk Street
San Francisco, CA 94109

Walgreen Co Oxycodone Shipments to Walgreens # 05599

	Dosage Units		MME		Drug Base Weight in mg	
Date	Walgreens	% Change	Walgreens	% Change	Walgreens	% Change
01/2006	3,800	n/a	44,377	n/a	29,584	n/a
02/2006	2,800	-26.3%	40,342	-9.1%	26,895	-9.1%
03/2006	3,400	21.4%	60,514	50.0%	40,342	50.0%
04/2006	2,600	-23.5%	39,267	-35.1%	26,178	-35.1%
05/2006	3,500	34.6%	45,049	14.7%	30,033	14.7%
06/2006	2,700	-22.9%	44,377	-1.5%	29,585	-1.5%
07/2006	3,000	11.1%	73,961	66.7%	49,307	66.7%
08/2006	4,400	46.7%	56,479	-23.6%	37,653	-23.6%
09/2006	1,500	-65.9%	19,499	-65.5%	12,999	-65.5%
10/2006	5,200	246.7%	63,875	227.6%	42,583	227.6%
11/2006	2,900	-44.2%	38,325	-40.0%	25,550	-40.0%
12/2006	2,700	-6.9%	38,325	0.0%	25,550	0.0%
01/2007	4,700	74.1%	68,245	78.1%	45,497	78.1%
02/2007	2,700	-42.6%	60,607	-11.2%	40,405	-11.2%
03/2007	2,300	-14.8%	30,929	-49.0%	20,620	-49.0%
04/2007	4,100	78.3%	63,338	104.8%	42,225	104.8%
05/2007	2,700	-34.1%	69,254	9.3%	46,169	9.3%
06/2007	1,900	-29.6%	26,895	-61.2%	17,930	-61.2%
07/2007	4,600	142.1%	72,190	168.4%	48,127	168.4%
08/2007	3,700	-19.6%	61,522	-14.8%	41,015	-14.8%
09/2007	2,600	-29.7%	34,963	-43.2%	23,309	-43.2%
10/2007	4,800	84.6%	91,469	161.6%	60,979	161.6%
11/2007	2,300	-52.1%	65,825	-28.0%	43,884	-28.0%
12/2007	3,600	56.5%	54,261	-17.6%	36,174	-17.6%

Data source: ARCOS (2006-2014) and Defendant Distribution Data (Walgreens 1/2006 - 3/2014)

Walgreens # 05599 (6/2001 to 12/2017)
DEA: BW7103182
2120 Polk Street
San Francisco, CA 94109

Walgreen Co Oxycodone Shipments to Walgreens # 05599

	Dosage Units		MME		Drug Base Weight in mg	
Date	Walgreens	% Change	Walgreens	% Change	Walgreens	% Change
01/2008	2,800	-22.2%	51,080	-5.9%	34,053	-5.9%
02/2008	4,600	64.3%	88,941	74.1%	59,294	74.1%
03/2008	3,100	-32.6%	37,632	-57.7%	25,088	-57.7%
04/2008	2,900	-6.5%	65,872	75.0%	43,915	75.0%
05/2008	2,600	-10.3%	62,914	-4.5%	41,943	-4.5%
06/2008	2,600	0.0%	49,419	-21.4%	32,946	-21.4%
07/2008	2,900	11.5%	53,790	8.8%	35,860	8.8%
08/2008	4,100	41.4%	74,297	38.1%	49,532	38.1%
09/2008	2,500	-39.0%	44,041	-40.7%	29,360	-40.7%
10/2008	2,300	-8.0%	45,049	2.3%	30,033	2.3%
11/2008	2,200	-4.3%	45,654	1.3%	30,436	1.3%
12/2008	3,100	40.9%	57,152	25.2%	38,101	25.2%
01/2009	3,000	-3.2%	79,004	38.2%	52,669	38.2%
02/2009	2,900	-3.3%	55,807	-29.4%	37,205	-29.4%
03/2009	2,200	-24.1%	47,066	-15.7%	31,378	-15.7%
04/2009	4,400	100.0%	80,349	70.7%	53,566	70.7%
05/2009	3,300	-25.0%	59,505	-25.9%	39,670	-25.9%
06/2009	5,700	72.7%	97,831	64.4%	65,220	64.4%
07/2009	2,700	-52.6%	44,242	-54.8%	29,495	-54.8%
08/2009	2,700	0.0%	35,972	-18.7%	23,981	-18.7%
09/2009	2,300	-14.8%	44,982	25.0%	29,988	25.0%
10/2009	4,900	113.0%	72,079	60.2%	48,052	60.2%
11/2009	3,300	-32.7%	37,855	-47.5%	25,236	-47.5%
12/2009	4,100	24.2%	79,609	110.3%	53,073	110.3%

Data source: ARCOS (2006-2014) and Defendant Distribution Data (Walgreens 1/2006 - 3/2014)

Walgreens # 05599 (6/2001 to 12/2017)
DEA: BW7103182
2120 Polk Street
San Francisco, CA 94109

Walgreen Co Oxycodone Shipments to Walgreens # 05599

	Dosage Units		MME		Drug Base Weight in mg	
Date	Walgreens	% Change	Walgreens	% Change	Walgreens	% Change
01/2010	3,900	-4.9%	56,748	-28.7%	37,832	-28.7%
02/2010	3,400	-12.8%	54,462	-4.0%	36,308	-4.0%
03/2010	5,300	55.9%	66,565	22.2%	44,377	22.2%
04/2010	4,100	-22.6%	81,492	22.4%	54,328	22.4%
05/2010	3,600	-12.2%	72,213	-11.4%	48,142	-11.4%
06/2010	5,400	50.0%	88,686	22.8%	59,124	22.8%
07/2010	3,400	-37.0%	59,774	-32.6%	39,849	-32.6%
08/2010	5,800	70.6%	101,461	69.7%	67,641	69.7%
09/2010	3,800	-34.5%	43,637	-57.0%	29,091	-57.0%
10/2010	3,100	-18.4%	66,565	52.5%	44,377	52.5%
11/2010	3,300	6.5%	56,480	-15.2%	37,653	-15.2%
12/2010	3,700	12.1%	60,447	7.0%	40,298	7.0%
01/2011	3,600	-2.7%	87,342	44.5%	58,228	44.5%
02/2011	3,100	-13.9%	41,284	-52.7%	27,523	-52.7%
03/2011	5,400	74.2%	67,775	64.2%	45,184	64.2%
04/2011	5,500	1.9%	107,580	58.7%	71,720	58.7%
05/2011	6,900	25.5%	108,185	0.6%	72,123	0.6%
06/2011	3,300	-52.2%	56,143	-48.1%	37,429	-48.1%
07/2011	4,900	48.5%	78,332	39.5%	52,221	39.5%
08/2011	4,700	-4.1%	92,115	17.6%	61,410	17.6%
09/2011	3,900	-17.0%	73,961	-19.7%	49,308	-19.7%
10/2011	3,600	-7.7%	55,807	-24.5%	37,205	-24.5%
11/2011	4,400	22.2%	81,021	45.2%	54,014	45.2%
12/2011	5,100	15.9%	76,651	-5.4%	51,101	-5.4%

Data source: ARCOS (2006-2014) and Defendant Distribution Data (Walgreens 1/2006 - 3/2014)

Walgreen Co Oxycodone Shipments to Walgreens # 05599

	Dosage Units		MME		Drug Base Weight in mg	
Date	Walgreens	% Change	Walgreens	% Change	Walgreens	% Change
01/2012	4,000	-21.6%	65,534	-14.5%	43,690	-14.5%
02/2012	3,100	-22.5%	56,121	-14.4%	37,414	-14.4%
03/2012	4,000	29.0%	94,334	68.1%	62,889	68.1%
04/2012	2,600	-35.0%	55,807	-40.8%	37,205	-40.8%
05/2012	4,400	69.2%	80,013	43.4%	53,342	43.4%
06/2012	3,300	-25.0%	56,143	-29.8%	37,429	-29.8%
07/2012	3,900	18.2%	70,263	25.1%	46,842	25.1%
08/2012	4,600	17.9%	87,409	24.4%	58,273	24.4%
09/2012	2,900	-37.0%	55,471	-36.5%	36,981	-36.5%
10/2012	4,200	44.8%	71,608	29.1%	47,739	29.1%
11/2012	3,600	-14.3%	69,255	-3.3%	46,170	-3.3%
12/2012	4,100	13.9%	78,332	13.1%	52,221	13.1%
01/2013	5,200	26.8%	97,831	24.9%	65,220	24.9%
02/2013	3,100	-40.4%	69,591	-28.9%	46,394	-28.9%
03/2013	3,800	22.6%	84,361	21.2%	56,241	21.2%
04/2013	7,900	107.9%	209,781	148.7%	139,854	148.7%
05/2013	1,500	-81.0%	36,308	-82.7%	24,206	-82.7%
06/2013	0	-100.0%	0	-100.0%	0	-100.0%
07/2013	1,800	n/a	27,567	n/a	18,378	n/a
08/2013	0	-100.0%	0	-100.0%	0	-100.0%
09/2013	0	n/a	0	n/a	0	n/a
10/2013	0	n/a	0	n/a	0	n/a
11/2013	0	n/a	0	n/a	0	n/a
12/2013	0	n/a	0	n/a	0	n/a

Data source: ARCOS (2006-2014) and Defendant Distribution Data (Walgreens 1/2006 - 3/2014)

Walgreens # 05599 (6/2001 to 12/2017)
DEA: BW7103182
2120 Polk Street
San Francisco, CA 94109

Walgreen Co Oxycodone Shipments to Walgreens # 05599

	Dosage Units		MME		Drug Base Weight in mg	
Date	Walgreens	% Change	Walgreens	% Change	Walgreens	% Change
1996	0		0		0	
1997	0	n/a	0	n/a	0	n/a
1998	0	n/a	0	n/a	0	n/a
1999	0	n/a	0	n/a	0	n/a
2000	0	n/a	0	n/a	0	n/a
2001	0	n/a	0	n/a	0	n/a
2002	0	n/a	0	n/a	0	n/a
2003	0	n/a	0	n/a	0	n/a
2004	0	n/a	0	n/a	0	n/a
2005	0	n/a	0	n/a	0	n/a
2006	38,500	n/a	564,388	n/a	376,259	n/a
2007	40,000	3.9%	699,499	23.9%	466,333	23.9%
2008	35,700	-10.8%	675,842	-3.4%	450,562	-3.4%
2009	41,500	16.2%	734,301	8.6%	489,534	8.6%
2010	48,800	17.6%	808,531	10.1%	539,021	10.1%
2011	54,400	11.5%	926,197	14.6%	617,464	14.6%
2012	44,700	-17.8%	840,290	-9.3%	560,193	-9.3%
2013	23,300	-47.9%	525,439	-37.5%	350,293	-37.5%
2014	0	-100.0%	0	-100.0%	0	-100.0%
2015	0	n/a	0	n/a	0	n/a
2016	0	n/a	0	n/a	0	n/a
2017	0	n/a	0	n/a	0	n/a
2018	0	n/a	0	n/a	0	n/a
2019	0	n/a	0	n/a	0	n/a
Total	**326,900**		**5,774,487**		**3,849,658**	

Data source: ARCOS (2006-2014) and Defendant Distribution Data (Walgreens 1/2006 - 3/2014)

Walgreens # 05599 (6/2001 to 12/2017)
DEA: BW7103182
2120 Polk Street
San Francisco, CA 94109

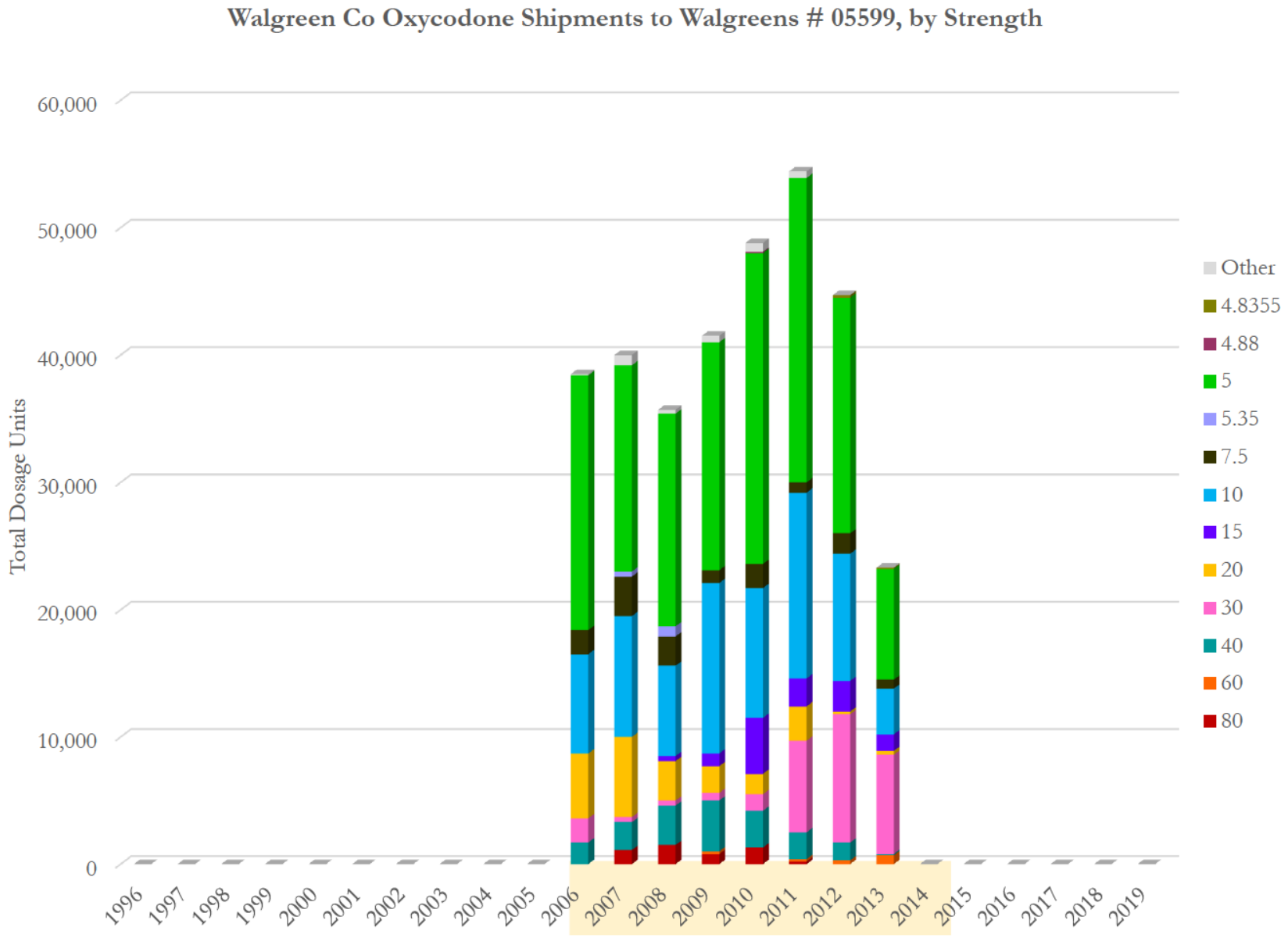

Data source: ARCOS (2006-2014) and Defendant Distribution Data (Walgreens 1/2006 - 3/2014)

Walgreens # 05599 (6/2001 to 12/2017)
DEA: BW7103182
2120 Polk Street
San Francisco, CA 94109

Walgreen Co Oxycodone Shipments to Walgreens # 05599, by Strength

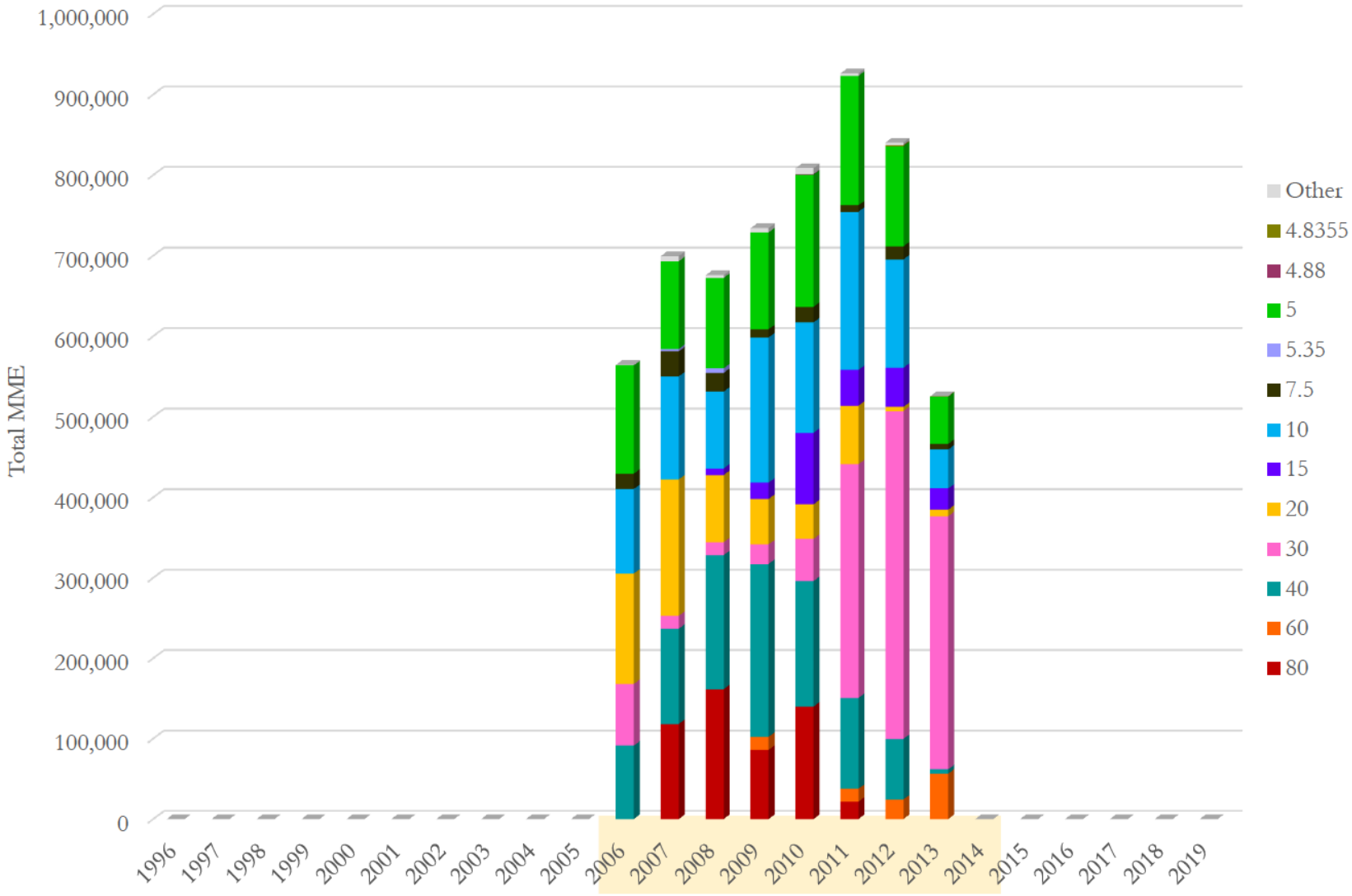

Data source: ARCOS (2006-2014) and Defendant Distribution Data (Walgreens 1/2006 - 3/2014)

Walgreens # 05599 (6/2001 to 12/2017)
DEA: BW7103182
2120 Polk Street
San Francisco, CA 94109

Walgreen Co Oxycodone Shipments to Walgreens # 05599, by Strength

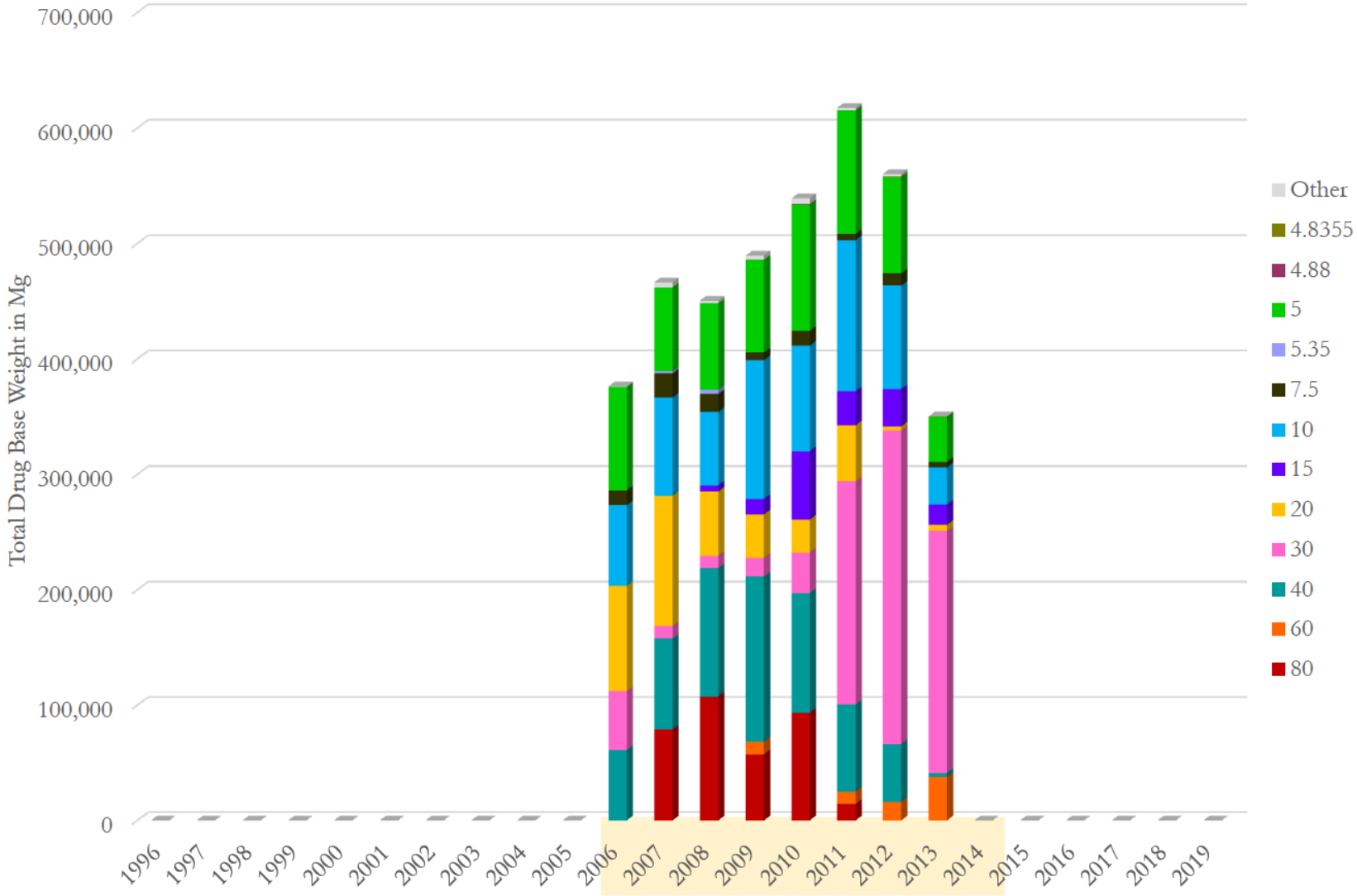

Data source: ARCOS (2006-2014) and Defendant Distribution Data (Walgreens 1/2006 - 3/2014)

Walgreens # 05599 (6/2001 to 12/2017)
DEA: BW7103182
2120 Polk Street
San Francisco, CA 94109

Walgreen Co Oxycodone Shipments to Walgreens # 05599, by Strength
(Total Dosage Units)

Strength Year\	80	60	40	30	20	15	10	7.5	5.35	5	4.88	4.8355	Other	Total	Avg. Str
1996	0	0	0	0	0	0	0	0	0	0	0	0	0	**0**	
1997	0	0	0	0	0	0	0	0	0	0	0	0	0	**0**	
1998	0	0	0	0	0	0	0	0	0	0	0	0	0	**0**	
1999	0	0	0	0	0	0	0	0	0	0	0	0	0	**0**	
2000	0	0	0	0	0	0	0	0	0	0	0	0	0	**0**	
2001	0	0	0	0	0	0	0	0	0	0	0	0	0	**0**	
2002	0	0	0	0	0	0	0	0	0	0	0	0	0	**0**	
2003	0	0	0	0	0	0	0	0	0	0	0	0	0	**0**	
2004	0	0	0	0	0	0	0	0	0	0	0	0	0	**0**	
2005	0	0	0	0	0	0	0	0	0	0	0	0	0	**0**	
2006	0	0	1,700	1,900	5,100	0	7,800	1,900	0	20,000	0	0	100	**38,500**	10 92
2007	1,100	0	2,200	400	6,300	0	9,500	3,100	400	16,200	0	0	800	**40,000**	13 15
2008	1,500	0	3,100	400	3,100	400	7,100	2,300	800	16,700	0	0	300	**35,700**	14 13
2009	800	200	4,000	600	2,100	1,000	13,400	1,000	0	17,900	0	0	500	**41,500**	13 22
2010	1,300	0	2,900	1,300	1,600	4,400	10,200	1,900	0	24,400	100	0	700	**48,800**	12 39
2011	200	200	2,100	7,200	2,700	2,200	14,600	800	0	23,900	0	0	500	**54,400**	12 74
2012	0	300	1,400	10,100	200	2,400	10,000	1,600	0	18,500	0	200	0	**44,700**	13 93
2013	0	700	100	7,800	300	1,300	3,600	700	0	8,700	0	100	0	**23,300**	16 77
2014	0	0	0	0	0	0	0	0	0	0	0	0	0	**0**	
2015	0	0	0	0	0	0	0	0	0	0	0	0	0	**0**	
2016	0	0	0	0	0	0	0	0	0	0	0	0	0	**0**	
2017	0	0	0	0	0	0	0	0	0	0	0	0	0	**0**	
2018	0	0	0	0	0	0	0	0	0	0	0	0	0	**0**	
2019	0	0	0	0	0	0	0	0	0	0	0	0	0	**0**	
Total	**4,900**	**1,400**	**17,500**	**29,700**	**21,400**	**11,700**	**76,200**	**13,300**	**1,200**	**146,300**	**100**	**300**	**2,900**	**326,900**	13 19

Data source: ARCOS (2006-2014) and Defendant Distribution Data (Walgreens 1/2006 - 3/2014)

Walgreens # 05599 (6/2001 to 12/2017)
DEA: BW7103182
2120 Polk Street
San Francisco, CA 94109

Walgreen Co Oxycodone Shipments to Walgreens # 05599, by Strength
(Total MME)

Strength Year\	80	60	40	30	20	15	10	7.5	5.35	5	4.88	4.8355	Other	Total	Avg. Str
1996	0	0	0	0	0	0	0	0	0	0	0	0	0	**0**	
1997	0	0	0	0	0	0	0	0	0	0	0	0	0	**0**	
1998	0	0	0	0	0	0	0	0	0	0	0	0	0	**0**	
1999	0	0	0	0	0	0	0	0	0	0	0	0	0	**0**	
2000	0	0	0	0	0	0	0	0	0	0	0	0	0	**0**	
2001	0	0	0	0	0	0	0	0	0	0	0	0	0	**0**	
2002	0	0	0	0	0	0	0	0	0	0	0	0	0	**0**	
2003	0	0	0	0	0	0	0	0	0	0	0	0	0	**0**	
2004	0	0	0	0	0	0	0	0	0	0	0	0	0	**0**	
2005	0	0	0	0	0	0	0	0	0	0	0	0	0	**0**	
2006	0	0	91,443	76,651	137,165	0	104,891	19,163	0	134,471	0	0	605	**564,388**	10 92
2007	118,338	0	118,338	16,137	169,439	0	127,751	31,265	2,877	108,922	0	0	6,432	**699,499**	13 15
2008	161,370	0	166,749	16,137	83,375	8,069	95,477	23,197	5,755	112,285	0	0	3,429	**675,842**	14 13
2009	86,064	16,137	215,160	24,206	56,480	20,171	180,197	10,086	0	120,355	0	0	5,446	**734,301**	13 22
2010	139,854	0	155,991	52,445	43,032	88,754	137,165	19,163	0	164,060	605	0	7,463	**808,531**	12 39
2011	21,516	16,137	112,959	290,466	72,617	44,377	196,334	8,069	0	160,698	0	0	3,026	**926,197**	12 74
2012	0	24,206	75,306	407,459	5,379	48,411	134,475	16,137	0	124,389	0	1,301	3,227	**840,290**	13 93
2013	0	56,480	5,379	314,672	8,069	26,223	48,411	7,060	0	58,497	0	650	0	**525,439**	16 77
2014	0	0	0	0	0	0	0	0	0	0	0	0	0	**0**	
2015	0	0	0	0	0	0	0	0	0	0	0	0	0	**0**	
2016	0	0	0	0	0	0	0	0	0	0	0	0	0	**0**	
2017	0	0	0	0	0	0	0	0	0	0	0	0	0	**0**	
2018	0	0	0	0	0	0	0	0	0	0	0	0	0	**0**	
2019	0	0	0	0	0	0	0	0	0	0	0	0	0	**0**	
Total	**527,142**	**112,959**	**941,325**	**1,198,172**	**575,553**	**236,004**	**1,024,700**	**134,139**	**8,632**	**983,676**	**605**	**1,951**	**29,629**	**5,774,487**	13 19

Data source: ARCOS (2006-2014) and Defendant Distribution Data (Walgreens 1/2006 - 3/2014)

Walgreens # 05599 (6/2001 to 12/2017)
DEA: BW7103182
2120 Polk Street
San Francisco, CA 94109

Walgreen Co Oxycodone Shipments to Walgreens # 05599, by Strength
(Total Drug Base Weight in Milligram)

Strength Year\	80	60	40	30	20	15	10	7.5	5.35	5	4.88	4.8355	Other	Total	Avg. Str
1996	0	0	0	0	0	0	0	0	0	0	0	0	0	**0**	
1997	0	0	0	0	0	0	0	0	0	0	0	0	0	**0**	
1998	0	0	0	0	0	0	0	0	0	0	0	0	0	**0**	
1999	0	0	0	0	0	0	0	0	0	0	0	0	0	**0**	
2000	0	0	0	0	0	0	0	0	0	0	0	0	0	**0**	
2001	0	0	0	0	0	0	0	0	0	0	0	0	0	**0**	
2002	0	0	0	0	0	0	0	0	0	0	0	0	0	**0**	
2003	0	0	0	0	0	0	0	0	0	0	0	0	0	**0**	
2004	0	0	0	0	0	0	0	0	0	0	0	0	0	**0**	
2005	0	0	0	0	0	0	0	0	0	0	0	0	0	**0**	
2006	0	0	60,962	51,101	91,443	0	69,927	12,775	0	89,648	0	0	403	**376,259**	10 92
2007	78,892	0	78,892	10,758	112,959	0	85,168	20,844	1,918	72,614	0	0	4,288	**466,333**	13 15
2008	107,580	0	111,166	10,758	55,583	5,379	63,652	15,465	3,837	74,857	0	0	2,286	**450,562**	14 13
2009	57,376	10,758	143,440	16,137	37,653	13,448	120,131	6,724	0	80,237	0	0	3,631	**489,534**	13 22
2010	93,236	0	103,994	34,964	28,688	59,169	91,443	12,775	0	109,373	403	0	4,976	**539,021**	12 39
2011	14,344	10,758	75,306	193,644	48,411	29,585	130,889	5,379	0	107,132	0	0	2,017	**617,464**	12 74
2012	0	16,137	50,204	271,640	3,586	32,274	89,650	10,758	0	82,926	0	867	2,152	**560,193**	13 93
2013	0	37,653	3,586	209,781	5,379	17,482	32,274	4,707	0	38,998	0	434	0	**350,293**	16 77
2014	0	0	0	0	0	0	0	0	0	0	0	0	0	**0**	
2015	0	0	0	0	0	0	0	0	0	0	0	0	0	**0**	
2016	0	0	0	0	0	0	0	0	0	0	0	0	0	**0**	
2017	0	0	0	0	0	0	0	0	0	0	0	0	0	**0**	
2018	0	0	0	0	0	0	0	0	0	0	0	0	0	**0**	
2019	0	0	0	0	0	0	0	0	0	0	0	0	0	**0**	
Total	**351,428**	**75,306**	**627,550**	**798,782**	**383,702**	**157,336**	**683,133**	**89,426**	**5,755**	**655,784**	**403**	**1,301**	**19,753**	**3,849,658**	13 19

Data source: ARCOS (2006-2014) and Defendant Distribution Data (Walgreens 1/2006 - 3/2014)

Walgreens # 05599 (6/2001 to 12/2017)
DEA: BW7103182
2120 Polk Street
San Francisco, CA 94109

Anda, Inc Hydrocodone Shipments to Walgreens # 05599

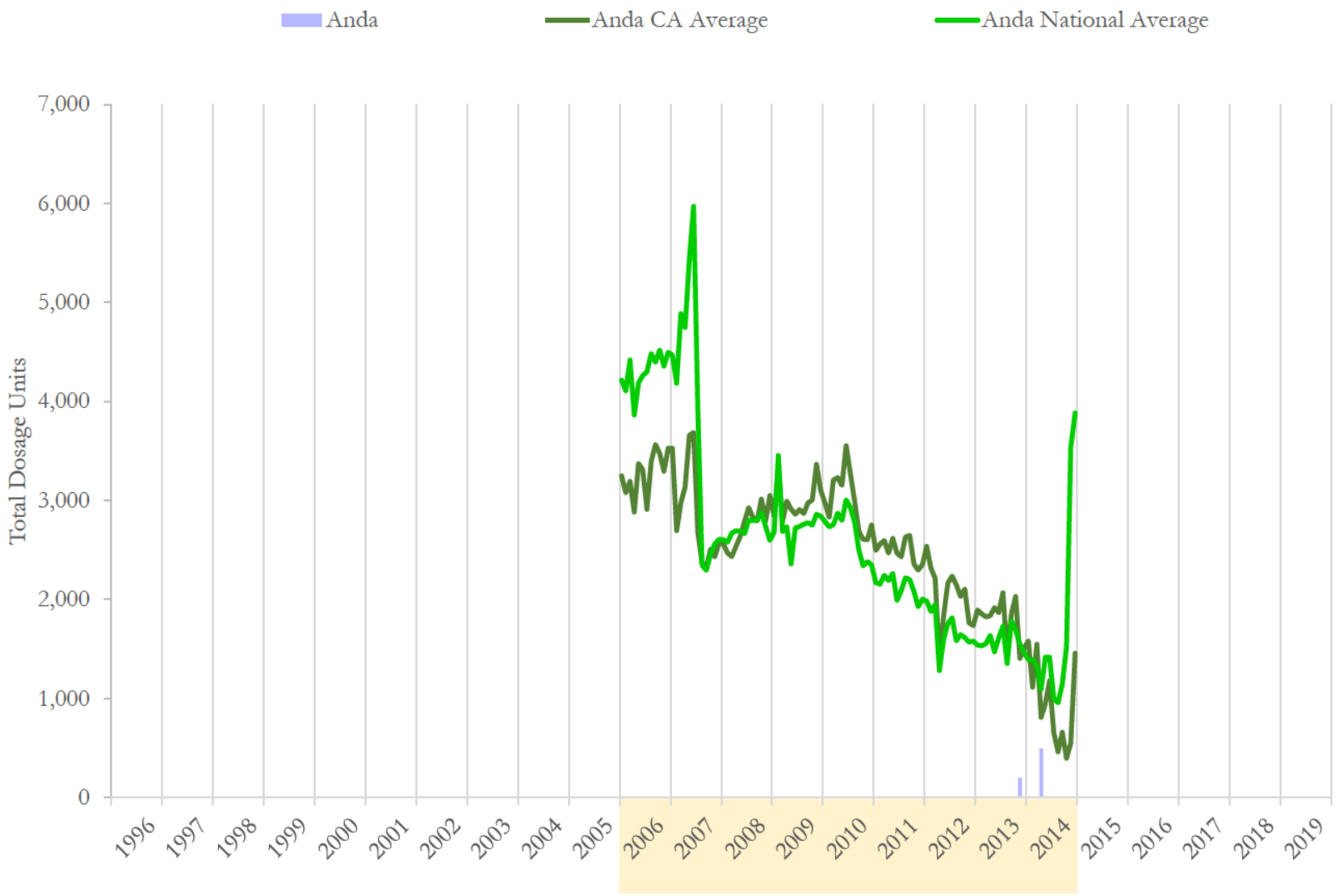

National and state averages reflect hydrocodone shipped from Anda, Inc to all active pharmacies each month.
Data source: ARCOS (2006-2014) and Defendant Distribution Data (Anda 12/1996 - 1/2015)

Walgreens # 05599 (6/2001 to 12/2017)
DEA: BW7103182
2120 Polk Street
San Francisco, CA 94109

Anda, Inc Hydrocodone Shipments to Walgreens # 05599

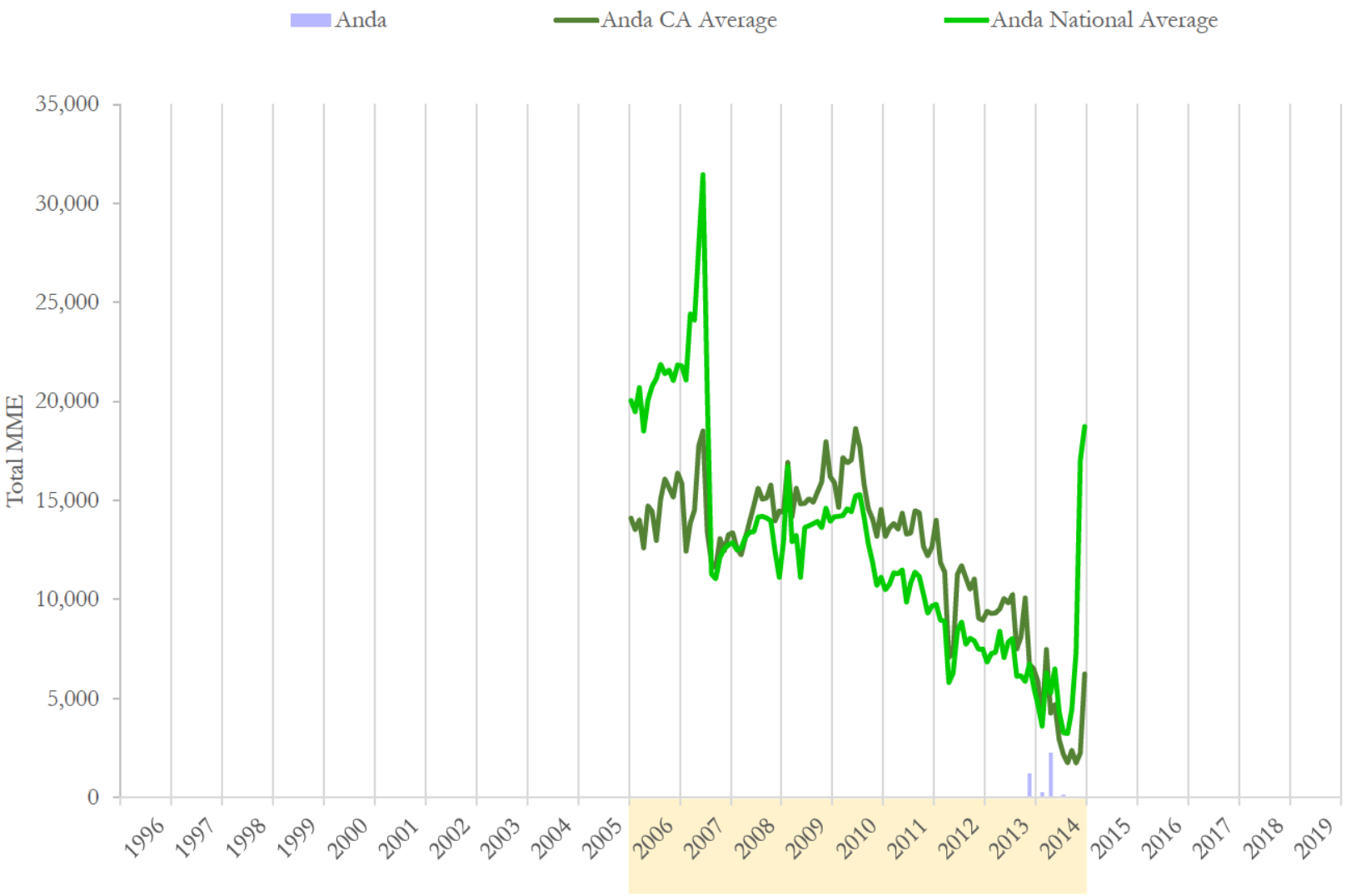

National and state averages reflect hydrocodone shipped from Anda, Inc to all active pharmacies each month.
Data source: ARCOS (2006-2014) and Defendant Distribution Data (Anda 12/1996 - 1/2015)

Walgreens # 05599 (6/2001 to 12/2017)
DEA: BW7103182
2120 Polk Street
San Francisco, CA 94109

Anda, Inc Hydrocodone Shipments to Walgreens # 05599

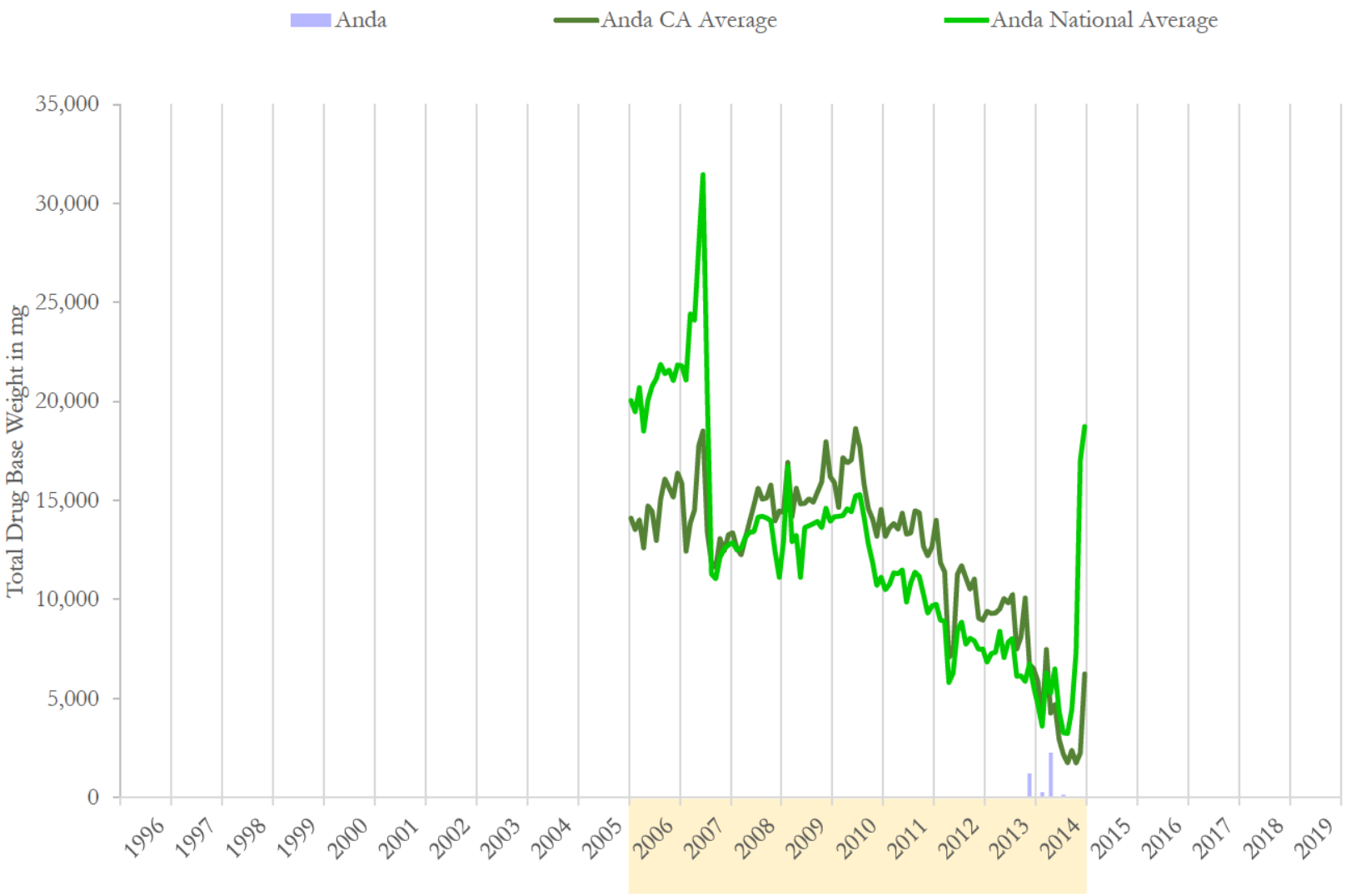

National and state averages reflect hydrocodone shipped from Anda, Inc to all active pharmacies each month.
Data source: ARCOS (2006-2014) and Defendant Distribution Data (Anda 12/1996 - 1/2015)

Anda, Inc Hydrocodone Shipments to Walgreens # 05599

	Dosage Units		MME		Drug Base Weight in mg	
Date	Anda	% Change	Anda	% Change	Anda	% Change
01/2012	0	n/a	0	n/a	0	n/a
02/2012	0	n/a	0	n/a	0	n/a
03/2012	0	n/a	0	n/a	0	n/a
04/2012	0	n/a	0	n/a	0	n/a
05/2012	0	n/a	0	n/a	0	n/a
06/2012	0	n/a	0	n/a	0	n/a
07/2012	0	n/a	0	n/a	0	n/a
08/2012	0	n/a	0	n/a	0	n/a
09/2012	0	n/a	0	n/a	0	n/a
10/2012	0	n/a	0	n/a	0	n/a
11/2012	0	n/a	0	n/a	0	n/a
12/2012	0	n/a	0	n/a	0	n/a
01/2013	0	n/a	0	n/a	0	n/a
02/2013	0	n/a	0	n/a	0	n/a
03/2013	0	n/a	0	n/a	0	n/a
04/2013	0	n/a	0	n/a	0	n/a
05/2013	0	n/a	0	n/a	0	n/a
06/2013	0	n/a	0	n/a	0	n/a
07/2013	0	n/a	0	n/a	0	n/a
08/2013	0	n/a	0	n/a	0	n/a
09/2013	0	n/a	0	n/a	0	n/a
10/2013	0	n/a	0	n/a	0	n/a
11/2013	200	n/a	1,211	n/a	1,211	n/a
12/2013	0	-100.0%	0	-100.0%	0	-100.0%

Data source: ARCOS (2006-2014) and Defendant Distribution Data (Anda 12/1996 - 1/2015)

Walgreens # 05599 (6/2001 to 12/2017)
DEA: BW7103182
2120 Polk Street
San Francisco, CA 94109

Anda, Inc Hydrocodone Shipments to Walgreens # 05599

	Dosage Units		MME		Drug Base Weight in mg	
Date	Anda	% Change	Anda	% Change	Anda	% Change
01/2014	0	n/a	0	n/a	0	n/a
02/2014	0	n/a	286	n/a	286	n/a
03/2014	0	n/a	0	-100.0%	0	-100.0%
04/2014	500	n/a	2,270	n/a	2,270	n/a
05/2014	0	-100.0%	0	-100.0%	0	-100.0%
06/2014	0	n/a	0	n/a	0	n/a
07/2014	0	n/a	143	n/a	143	n/a
08/2014	0	n/a	0	-100.0%	0	-100.0%
09/2014	0	n/a	0	n/a	0	n/a
10/2014	0	n/a	0	n/a	0	n/a
11/2014	0	n/a	0	n/a	0	n/a
12/2014	0	n/a	0	n/a	0	n/a
01/2015	0	n/a	0	n/a	0	n/a
02/2015	0	n/a	0	n/a	0	n/a
03/2015	0	n/a	0	n/a	0	n/a
04/2015	0	n/a	0	n/a	0	n/a
05/2015	0	n/a	0	n/a	0	n/a
06/2015	0	n/a	0	n/a	0	n/a
07/2015	0	n/a	0	n/a	0	n/a
08/2015	0	n/a	0	n/a	0	n/a
09/2015	0	n/a	0	n/a	0	n/a
10/2015	0	n/a	0	n/a	0	n/a
11/2015	0	n/a	0	n/a	0	n/a
12/2015	0	n/a	0	n/a	0	n/a

Data source: ARCOS (2006-2014) and Defendant Distribution Data (Anda 12/1996 - 1/2015)

Walgreens # 05599 (6/2001 to 12/2017)
DEA: BW7103182
2120 Polk Street
San Francisco, CA 94109

Anda, Inc Hydrocodone Shipments to Walgreens # 05599

	Dosage Units		MME		Drug Base Weight in mg	
Date	**Anda**	**% Change**	**Anda**	**% Change**	**Anda**	**% Change**
1996	0		0		0	
1997	0	n/a	0	n/a	0	n/a
1998	0	n/a	0	n/a	0	n/a
1999	0	n/a	0	n/a	0	n/a
2000	0	n/a	0	n/a	0	n/a
2001	0	n/a	0	n/a	0	n/a
2002	0	n/a	0	n/a	0	n/a
2003	0	n/a	0	n/a	0	n/a
2004	0	n/a	0	n/a	0	n/a
2005	0	n/a	0	n/a	0	n/a
2006	0	n/a	0	n/a	0	n/a
2007	0	n/a	0	n/a	0	n/a
2008	0	n/a	0	n/a	0	n/a
2009	0	n/a	0	n/a	0	n/a
2010	0	n/a	0	n/a	0	n/a
2011	0	n/a	0	n/a	0	n/a
2012	0	n/a	0	n/a	0	n/a
2013	200	n/a	1,211	n/a	1,211	n/a
2014	500	150.0%	2,700	123.0%	2,700	123.0%
2015	0	-100.0%	0	-100.0%	0	-100.0%
2016	0	n/a	0	n/a	0	n/a
2017	0	n/a	0	n/a	0	n/a
2018	0	n/a	0	n/a	0	n/a
2019	0	n/a	0	n/a	0	n/a
Total	**700**		**3,911**		**3,911**	

Data source: ARCOS (2006-2014) and Defendant Distribution Data (Anda 12/1996 - 1/2015)

Walgreens # 05599 (6/2001 to 12/2017)
DEA: BW7103182
2120 Polk Street
San Francisco, CA 94109

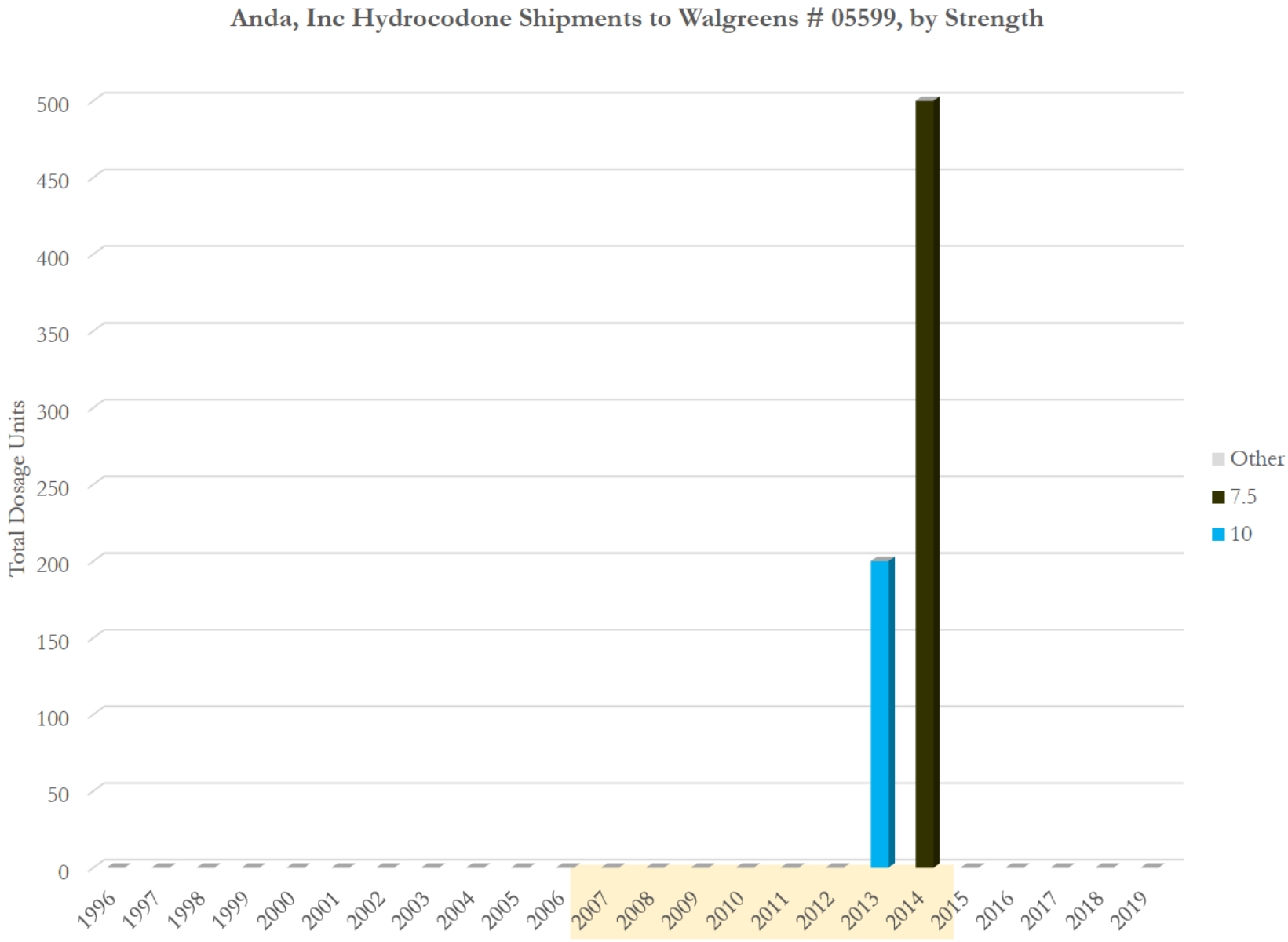

Data source: ARCOS (2006-2014) and Defendant Distribution Data (Anda 12/1996 - 1/2015)

Walgreens # 05599 (6/2001 to 12/2017)
DEA: BW7103182
2120 Polk Street
San Francisco, CA 94109

Anda, Inc Hydrocodone Shipments to Walgreens # 05599, by Strength

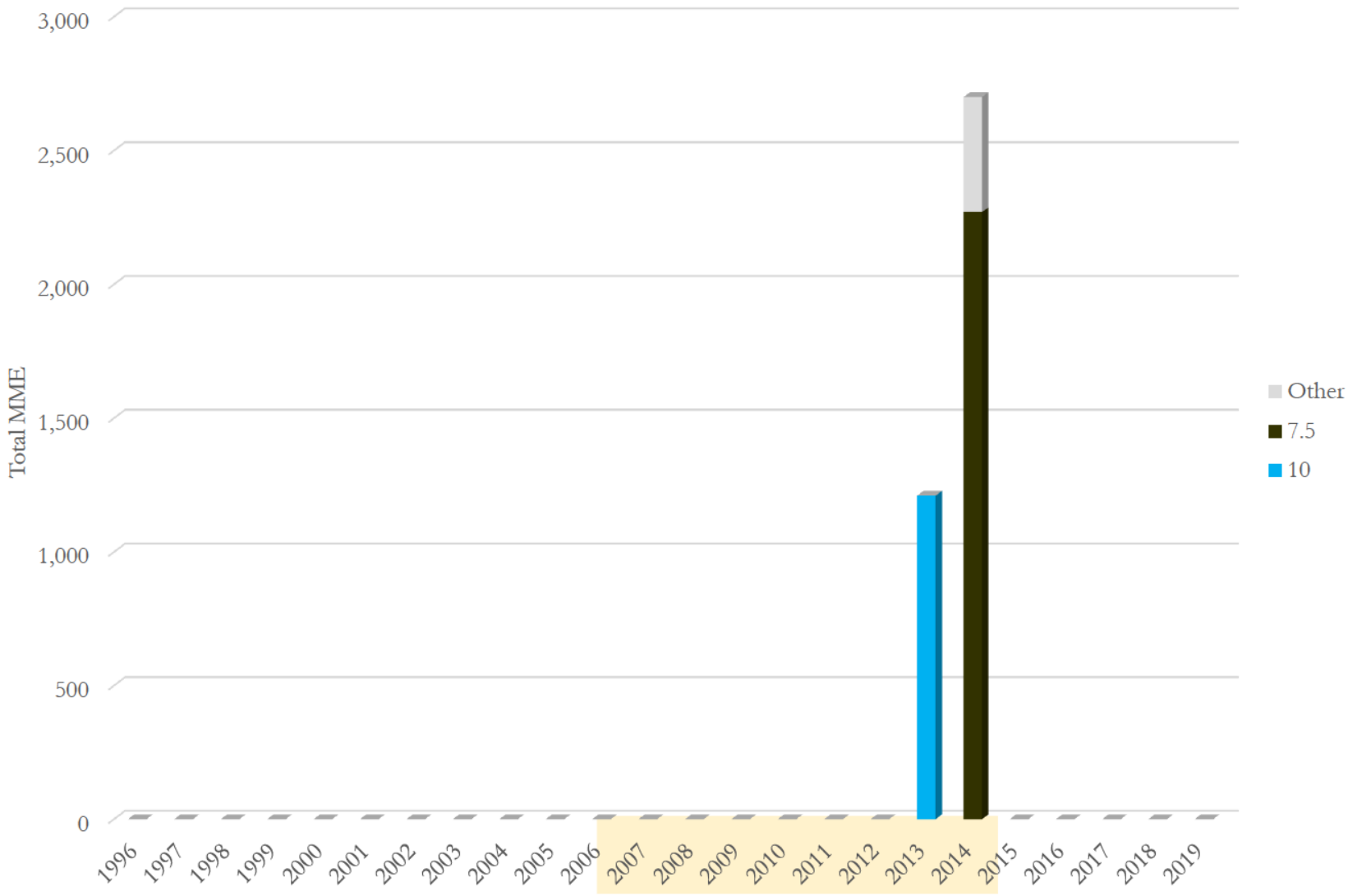

Data source: ARCOS (2006-2014) and Defendant Distribution Data (Anda 12/1996 - 1/2015)

Walgreens # 05599 (6/2001 to 12/2017)
DEA: BW7103182
2120 Polk Street
San Francisco, CA 94109

Anda, Inc Hydrocodone Shipments to Walgreens # 05599, by Strength

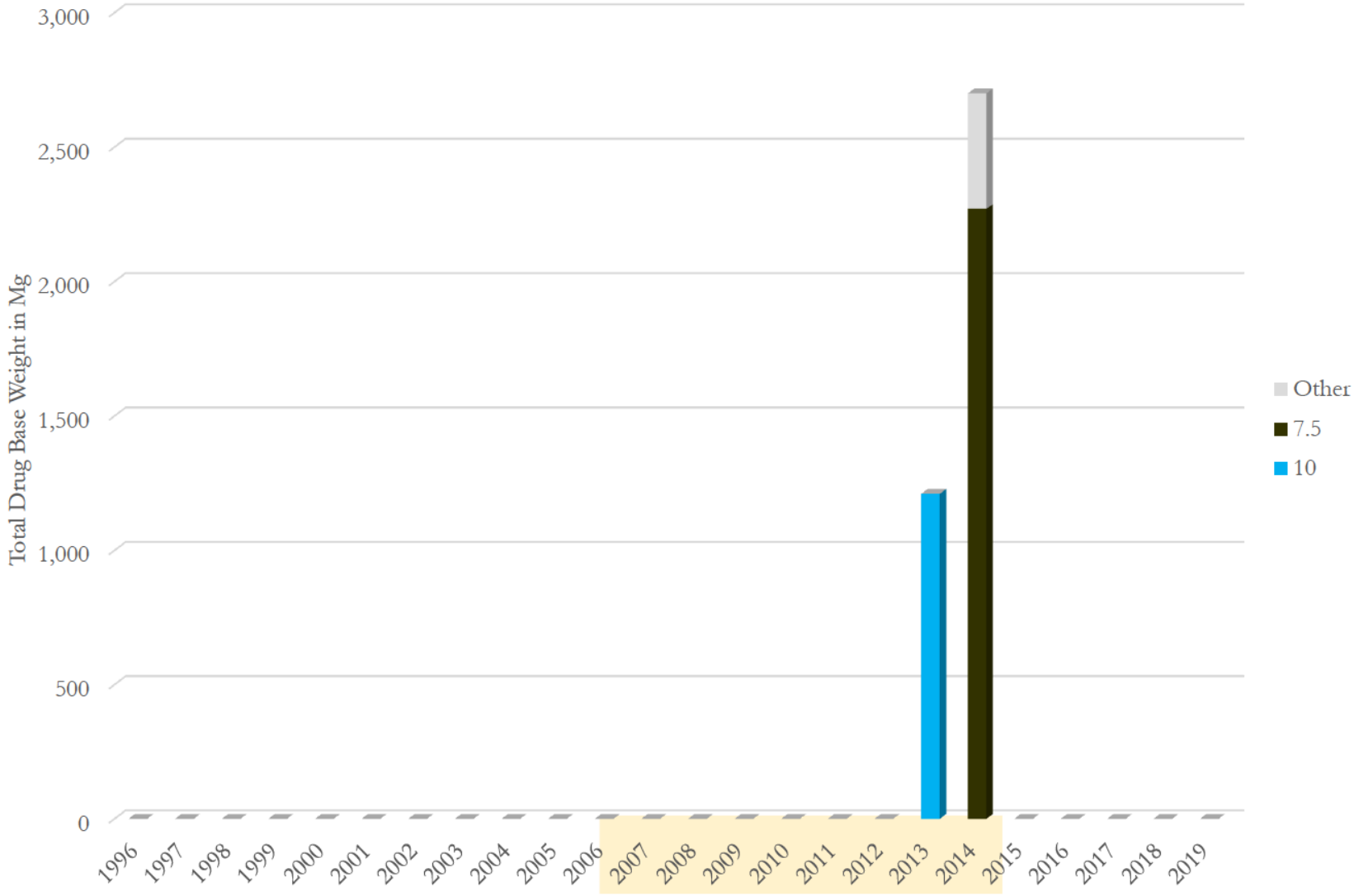

Data source: ARCOS (2006-2014) and Defendant Distribution Data (Anda 12/1996 - 1/2015)

Walgreens # 05599 (6/2001 to 12/2017)
DEA: BW7103182
2120 Polk Street
San Francisco, CA 94109

Anda, Inc Hydrocodone Shipments to Walgreens # 05599, by Strength
(Total Dosage Units)

Strength Year\	10	7.5	Other	Total	Avg. Str
1996	0	0	0	**0**	
1997	0	0	0	**0**	
1998	0	0	0	**0**	
1999	0	0	0	**0**	
2000	0	0	0	**0**	
2001	0	0	0	**0**	
2002	0	0	0	**0**	
2003	0	0	0	**0**	
2004	0	0	0	**0**	
2005	0	0	0	**0**	
2006	0	0	0	**0**	
2007	0	0	0	**0**	
2008	0	0	0	**0**	
2009	0	0	0	**0**	
2010	0	0	0	**0**	
2011	0	0	0	**0**	
2012	0	0	0	**0**	
2013	200	0	0	**200**	10.00
2014	0	500	0	**500**	7.50
2015	0	0	0	**0**	
2016	0	0	0	**0**	
2017	0	0	0	**0**	
2018	0	0	0	**0**	
2019	0	0	0	**0**	
Total	**200**	**500**	**0**	**700**	8.21

Data source: ARCOS (2006-2014) and Defendant Distribution Data (Anda 12/1996 - 1/2015)

Walgreens # 05599 (6/2001 to 12/2017)
DEA: BW7103182
2120 Polk Street
San Francisco, CA 94109

Anda, Inc Hydrocodone Shipments to Walgreens # 05599, by Strength
(Total MME)

Strength Year\	10	7.5	Other	Total	Avg. Str
1996	0	0	0	**0**	
1997	0	0	0	**0**	
1998	0	0	0	**0**	
1999	0	0	0	**0**	
2000	0	0	0	**0**	
2001	0	0	0	**0**	
2002	0	0	0	**0**	
2003	0	0	0	**0**	
2004	0	0	0	**0**	
2005	0	0	0	**0**	
2006	0	0	0	**0**	
2007	0	0	0	**0**	
2008	0	0	0	**0**	
2009	0	0	0	**0**	
2010	0	0	0	**0**	
2011	0	0	0	**0**	
2012	0	0	0	**0**	
2013	1,211	0	0	**1,211**	10.00
2014	0	2,270	430	**2,700**	7.50
2015	0	0	0	**0**	
2016	0	0	0	**0**	
2017	0	0	0	**0**	
2018	0	0	0	**0**	
2019	0	0	0	**0**	
Total	**1,211**	**2,270**	**430**	**3,911**	8.21

Data source: ARCOS (2006-2014) and Defendant Distribution Data (Anda 12/1996 - 1/2015)

Walgreens # 05599 (6/2001 to 12/2017)
DEA: BW7103182
2120 Polk Street
San Francisco, CA 94109

Anda, Inc Hydrocodone Shipments to Walgreens # 05599, by Strength
(Total Drug Base Weight in Milligram)

Strength Year\	10	7.5	Other	Total	Avg. Str
1996	0	0	0	**0**	
1997	0	0	0	**0**	
1998	0	0	0	**0**	
1999	0	0	0	**0**	
2000	0	0	0	**0**	
2001	0	0	0	**0**	
2002	0	0	0	**0**	
2003	0	0	0	**0**	
2004	0	0	0	**0**	
2005	0	0	0	**0**	
2006	0	0	0	**0**	
2007	0	0	0	**0**	
2008	0	0	0	**0**	
2009	0	0	0	**0**	
2010	0	0	0	**0**	
2011	0	0	0	**0**	
2012	0	0	0	**0**	
2013	1,211	0	0	**1,211**	10.00
2014	0	2,270	430	**2,700**	7.50
2015	0	0	0	**0**	
2016	0	0	0	**0**	
2017	0	0	0	**0**	
2018	0	0	0	**0**	
2019	0	0	0	**0**	
Total	**1,211**	**2,270**	**430**	**3,911**	8.21

Data source: ARCOS (2006-2014) and Defendant Distribution Data (Anda 12/1996 - 1/2015)

Walgreens # 05599 (6/2001 to 12/2017)
DEA: BW7103182
2120 Polk Street
San Francisco, CA 94109

Walgreen Co Hydrocodone Shipments to Walgreens # 05599

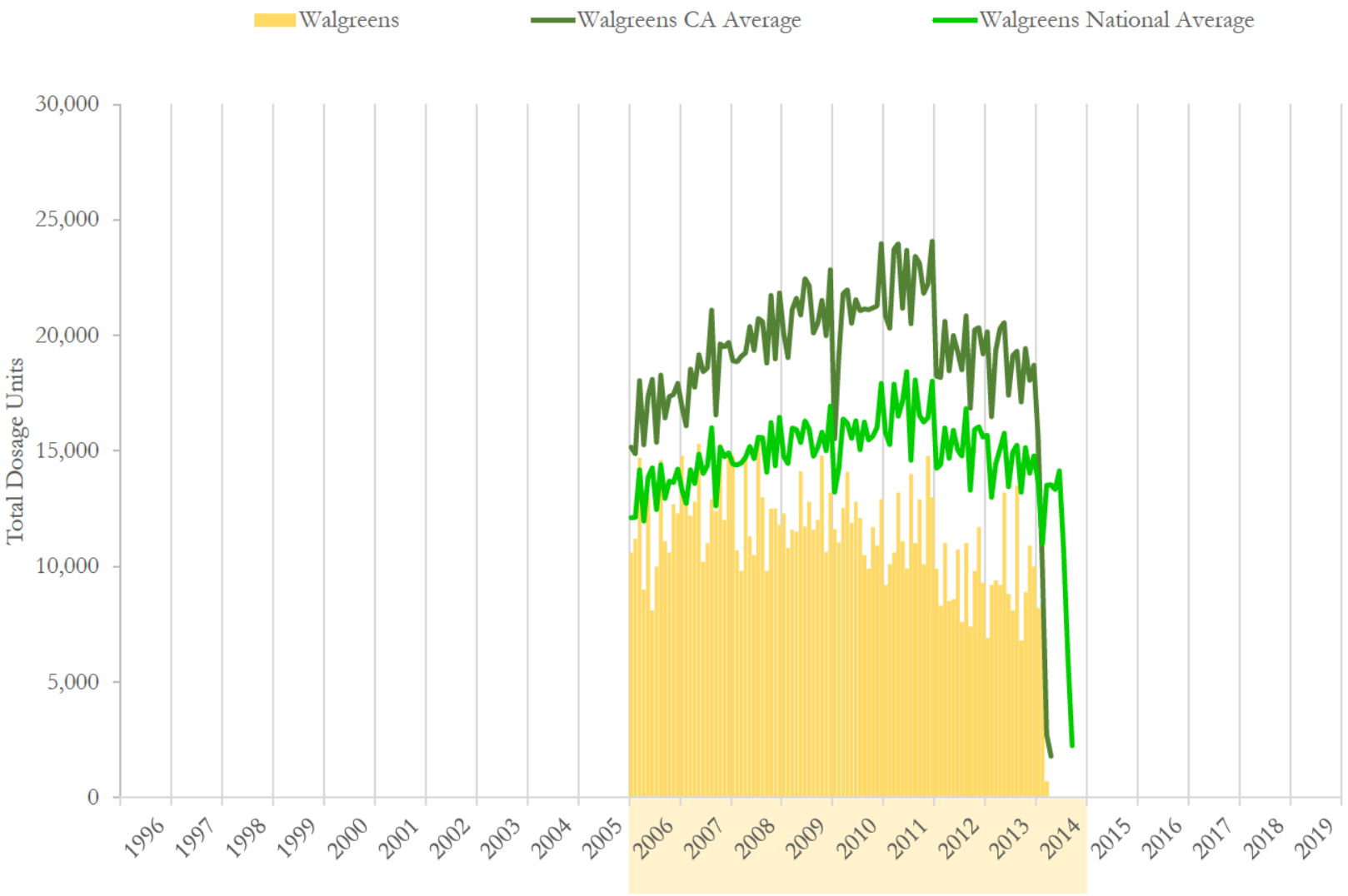

National and state averages reflect hydrocodone shipped from Walgreen Co to all active pharmacies each month.
Data source: ARCOS (2006-2014) and Defendant Distribution Data (Walgreens 1/2006 - 3/2014)

Walgreens # 05599 (6/2001 to 12/2017)
DEA: BW7103182
2120 Polk Street
San Francisco, CA 94109

Walgreen Co Hydrocodone Shipments to Walgreens # 05599

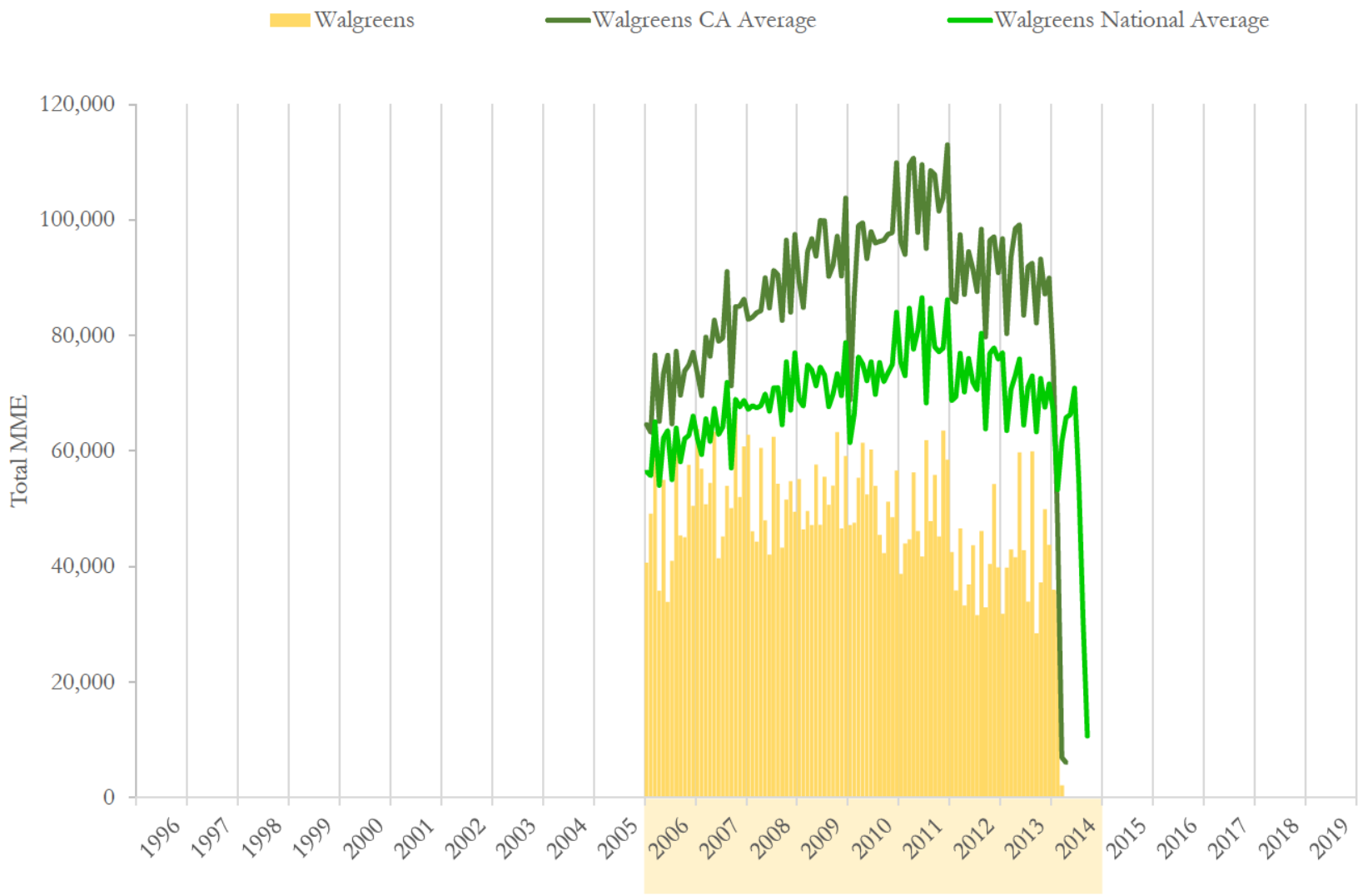

National and state averages reflect hydrocodone shipped from Walgreen Co to all active pharmacies each month.
Data source: ARCOS (2006-2014) and Defendant Distribution Data (Walgreens 1/2006 - 3/2014)

Walgreens # 05599 (6/2001 to 12/2017)
DEA: BW7103182
2120 Polk Street
San Francisco, CA 94109

Walgreen Co Hydrocodone Shipments to Walgreens # 05599

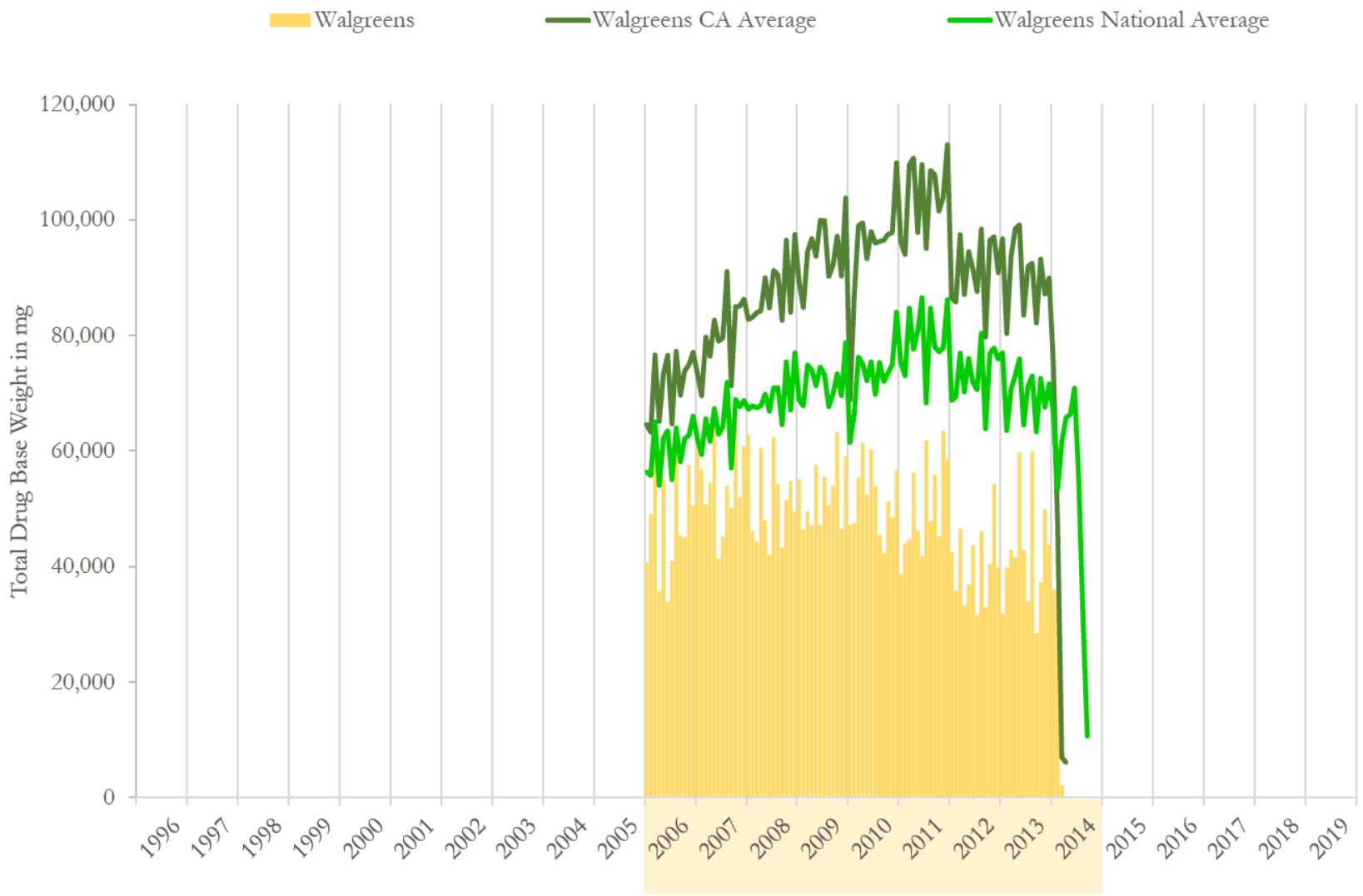

National and state averages reflect hydrocodone shipped from Walgreen Co to all active pharmacies each month.
Data source: ARCOS (2006-2014) and Defendant Distribution Data (Walgreens 1/2006 - 3/2014)

Walgreens # 05599 (6/2001 to 12/2017)
DEA: BW7103182
2120 Polk Street
San Francisco, CA 94109

Walgreen Co Hydrocodone Shipments to Walgreens # 05599

	Dosage Units		MME		Drug Base Weight in mg	
Date	Walgreens	% Change	Walgreens	% Change	Walgreens	% Change
01/2006	10,600	n/a	40,664	n/a	40,664	n/a
02/2006	11,200	5.7%	49,124	20.8%	49,124	20.8%
03/2006	14,700	31.3%	59,121	20.4%	59,121	20.4%
04/2006	9,000	-38.8%	35,805	-39.4%	35,805	-39.4%
05/2006	13,000	44.4%	55,010	53.6%	55,010	53.6%
06/2006	8,100	-37.7%	33,862	-38.4%	33,862	-38.4%
07/2006	10,000	23.5%	40,991	21.1%	40,991	21.1%
08/2006	14,600	46.0%	60,667	48.0%	60,667	48.0%
09/2006	11,100	-24.0%	45,381	-25.2%	45,381	-25.2%
10/2006	10,600	-4.5%	45,062	-0.7%	45,062	-0.7%
11/2006	12,700	19.8%	57,583	27.8%	57,583	27.8%
12/2006	12,300	-3.1%	50,486	-12.3%	50,486	-12.3%
01/2007	14,800	20.3%	63,821	26.4%	63,821	26.4%
02/2007	13,000	-12.2%	56,913	-10.8%	56,913	-10.8%
03/2007	12,200	-6.2%	50,797	-10.7%	50,797	-10.7%
04/2007	12,800	4.9%	54,437	7.2%	54,437	7.2%
05/2007	15,300	19.5%	63,318	16.3%	63,318	16.3%
06/2007	10,200	-33.3%	41,437	-34.6%	41,437	-34.6%
07/2007	11,000	7.8%	45,237	9.2%	45,237	9.2%
08/2007	12,900	17.3%	53,991	19.4%	53,991	19.4%
09/2007	12,400	-3.9%	50,072	-7.3%	50,072	-7.3%
10/2007	15,300	23.4%	66,353	32.5%	66,353	32.5%
11/2007	12,000	-21.6%	52,024	-21.6%	52,024	-21.6%
12/2007	14,900	24.2%	60,786	16.8%	60,786	16.8%

Data source: ARCOS (2006-2014) and Defendant Distribution Data (Walgreens 1/2006 - 3/2014)

Walgreens # 05599 (6/2001 to 12/2017)
DEA: BW7103182
2120 Polk Street
San Francisco, CA 94109

Walgreen Co Hydrocodone Shipments to Walgreens # 05599

	Dosage Units		MME		Drug Base Weight in mg	
Date	Walgreens	% Change	Walgreens	% Change	Walgreens	% Change
01/2008	14,800	-0.7%	62,794	3.3%	62,794	3.3%
02/2008	10,700	-27.7%	46,080	-26.6%	46,080	-26.6%
03/2008	9,800	-8.4%	44,297	-3.9%	44,297	-3.9%
04/2008	14,700	50.0%	60,524	36.6%	60,524	36.6%
05/2008	11,300	-23.1%	47,962	-20.8%	47,962	-20.8%
06/2008	10,500	-7.1%	42,051	-12.3%	42,051	-12.3%
07/2008	15,400	46.7%	62,475	48.6%	62,475	48.6%
08/2008	13,000	-15.6%	54,335	-13.0%	54,335	-13.0%
09/2008	9,800	-24.6%	43,254	-20.4%	43,254	-20.4%
10/2008	12,500	27.6%	51,537	19.2%	51,537	19.2%
11/2008	12,500	0.0%	54,764	6.3%	54,764	6.3%
12/2008	11,800	-5.6%	49,451	-9.7%	49,451	-9.7%
01/2009	12,300	4.2%	55,153	11.5%	55,153	11.5%
02/2009	10,800	-12.2%	46,432	-15.8%	46,432	-15.8%
03/2009	11,600	7.4%	49,594	6.8%	49,594	6.8%
04/2009	11,500	-0.9%	47,164	-4.9%	47,164	-4.9%
05/2009	14,120	22.8%	57,634	22.2%	57,634	22.2%
06/2009	11,720	-17.0%	47,183	-18.1%	47,183	-18.1%
07/2009	12,800	9.2%	55,505	17.6%	55,505	17.6%
08/2009	11,600	-9.4%	50,686	-8.7%	50,686	-8.7%
09/2009	12,020	3.6%	53,994	6.5%	53,994	6.5%
10/2009	14,800	23.1%	63,224	17.1%	63,224	17.1%
11/2009	10,620	-28.2%	46,577	-26.3%	46,577	-26.3%
12/2009	13,200	24.3%	59,121	26.9%	59,121	26.9%

Data source: ARCOS (2006-2014) and Defendant Distribution Data (Walgreens 1/2006 - 3/2014)

Walgreens # 05599 (6/2001 to 12/2017)
DEA: BW7103182
2120 Polk Street
San Francisco, CA 94109

Walgreen Co Hydrocodone Shipments to Walgreens # 05599

	Dosage Units		MME		Drug Base Weight in mg	
Date	Walgreens	% Change	Walgreens	% Change	Walgreens	% Change
01/2010	11,620	-12.0%	47,150	-20.2%	47,150	-20.2%
02/2010	11,040	-5.0%	47,590	0.9%	47,590	0.9%
03/2010	12,520	13.4%	55,331	16.3%	55,331	16.3%
04/2010	14,100	12.6%	61,424	11.0%	61,424	11.0%
05/2010	11,900	-15.6%	52,445	-14.6%	52,445	-14.6%
06/2010	12,800	7.6%	60,242	14.9%	60,242	14.9%
07/2010	12,100	-5.5%	53,951	-10.4%	53,951	-10.4%
08/2010	10,500	-13.2%	45,475	-15.7%	45,475	-15.7%
09/2010	9,900	-5.7%	42,346	-6.9%	42,346	-6.9%
10/2010	11,700	18.2%	51,226	21.0%	51,226	21.0%
11/2010	10,900	-6.8%	48,535	-5.3%	48,535	-5.3%
12/2010	12,900	18.3%	56,589	16.6%	56,589	16.6%
01/2011	9,200	-28.7%	38,737	-31.5%	38,737	-31.5%
02/2011	10,100	9.8%	43,953	13.5%	43,953	13.5%
03/2011	10,600	5.0%	44,702	1.7%	44,702	1.7%
04/2011	13,200	24.5%	56,294	25.9%	56,294	25.9%
05/2011	11,100	-15.9%	46,137	-18.0%	46,137	-18.0%
06/2011	9,900	-10.8%	41,724	-9.6%	41,724	-9.6%
07/2011	14,000	41.4%	61,870	48.3%	61,870	48.3%
08/2011	11,000	-21.4%	47,827	-22.7%	47,827	-22.7%
09/2011	12,900	17.3%	55,832	16.7%	55,832	16.7%
10/2011	10,100	-21.7%	45,237	-19.0%	45,237	-19.0%
11/2011	14,800	46.5%	63,543	40.5%	63,543	40.5%
12/2011	13,000	-12.2%	58,507	-7.9%	58,507	-7.9%

Data source: ARCOS (2006-2014) and Defendant Distribution Data (Walgreens 1/2006 - 3/2014)

Walgreens # 05599 (6/2001 to 12/2017)
DEA: BW7103182
2120 Polk Street
San Francisco, CA 94109

Walgreen Co Hydrocodone Shipments to Walgreens # 05599

	Dosage Units		MME		Drug Base Weight in mg	
Date	Walgreens	% Change	Walgreens	% Change	Walgreens	% Change
01/2012	9,900	-23.8%	42,497	-27.4%	42,497	-27.4%
02/2012	8,300	-16.2%	35,837	-15.7%	35,837	-15.7%
03/2012	11,000	32.5%	46,583	30.0%	46,583	30.0%
04/2012	8,500	-22.7%	33,240	-28.6%	33,240	-28.6%
05/2012	8,600	1.2%	36,897	11.0%	36,897	11.0%
06/2012	10,730	24.8%	43,671	18.4%	43,671	18.4%
07/2012	7,600	-29.2%	31,608	-27.6%	31,608	-27.6%
08/2012	11,000	44.7%	46,129	45.9%	46,129	45.9%
09/2012	7,400	-32.7%	32,937	-28.6%	32,937	-28.6%
10/2012	9,800	32.4%	40,410	22.7%	40,410	22.7%
11/2012	11,700	19.4%	54,253	34.3%	54,253	34.3%
12/2012	9,300	-20.5%	39,867	-26.5%	39,867	-26.5%
01/2013	6,900	-25.8%	31,821	-20.2%	31,821	-20.2%
02/2013	9,200	33.3%	39,805	25.1%	39,805	25.1%
03/2013	9,400	2.2%	42,935	7.9%	42,935	7.9%
04/2013	9,200	-2.1%	41,605	-3.1%	41,605	-3.1%
05/2013	13,200	43.5%	59,751	43.6%	59,751	43.6%
06/2013	8,800	-33.3%	42,808	-28.4%	42,808	-28.4%
07/2013	8,100	-8.0%	33,902	-20.8%	33,902	-20.8%
08/2013	13,500	66.7%	59,918	76.7%	59,918	76.7%
09/2013	6,800	-49.6%	28,454	-52.5%	28,454	-52.5%
10/2013	8,900	30.9%	37,216	30.8%	37,216	30.8%
11/2013	10,900	22.5%	49,905	34.1%	49,905	34.1%
12/2013	10,000	-8.3%	43,732	-12.4%	43,732	-12.4%

Data source: ARCOS (2006-2014) and Defendant Distribution Data (Walgreens 1/2006 - 3/2014)

Walgreen Co Hydrocodone Shipments to Walgreens # 05599

	Dosage Units		MME		Drug Base Weight in mg	
Date	Walgreens	% Change	Walgreens	% Change	Walgreens	% Change
01/2014	8,200	-18.0%	35,973	-17.7%	35,973	-17.7%
02/2014	8,400	2.4%	35,829	-0.4%	35,829	-0.4%
03/2014	700	-91.7%	2,119	-94.1%	2,119	-94.1%
04/2014	0	-100.0%	0	-100.0%	0	-100.0%
05/2014	0	n/a	0	n/a	0	n/a
06/2014	0	n/a	0	n/a	0	n/a
07/2014	0	n/a	0	n/a	0	n/a
08/2014	0	n/a	0	n/a	0	n/a
09/2014	0	n/a	0	n/a	0	n/a
10/2014	0	n/a	0	n/a	0	n/a
11/2014	0	n/a	0	n/a	0	n/a
12/2014	0	n/a	0	n/a	0	n/a
01/2015	0	n/a	0	n/a	0	n/a
02/2015	0	n/a	0	n/a	0	n/a
03/2015	0	n/a	0	n/a	0	n/a
04/2015	0	n/a	0	n/a	0	n/a
05/2015	0	n/a	0	n/a	0	n/a
06/2015	0	n/a	0	n/a	0	n/a
07/2015	0	n/a	0	n/a	0	n/a
08/2015	0	n/a	0	n/a	0	n/a
09/2015	0	n/a	0	n/a	0	n/a
10/2015	0	n/a	0	n/a	0	n/a
11/2015	0	n/a	0	n/a	0	n/a
12/2015	0	n/a	0	n/a	0	n/a

Data source: ARCOS (2006-2014) and Defendant Distribution Data (Walgreens 1/2006 - 3/2014)

Walgreens # 05599 (6/2001 to 12/2017)
DEA: BW7103182
2120 Polk Street
San Francisco, CA 94109

Walgreen Co Hydrocodone Shipments to Walgreens # 05599

	Dosage Units		MME		Drug Base Weight in mg	
Date	Walgreens	% Change	Walgreens	% Change	Walgreens	% Change
1996	0		0		0	
1997	0	n/a	0	n/a	0	n/a
1998	0	n/a	0	n/a	0	n/a
1999	0	n/a	0	n/a	0	n/a
2000	0	n/a	0	n/a	0	n/a
2001	0	n/a	0	n/a	0	n/a
2002	0	n/a	0	n/a	0	n/a
2003	0	n/a	0	n/a	0	n/a
2004	0	n/a	0	n/a	0	n/a
2005	0	n/a	0	n/a	0	n/a
2006	137,900	n/a	573,755	n/a	573,755	n/a
2007	156,800	13.7%	659,187	14.9%	659,187	14.9%
2008	146,800	-6.4%	619,523	-6.0%	619,523	-6.0%
2009	147,080	0.2%	632,267	2.1%	632,267	2.1%
2010	141,980	-3.5%	622,305	-1.6%	622,305	-1.6%
2011	139,900	-1.5%	604,364	-2.9%	604,364	-2.9%
2012	113,830	-18.6%	483,932	-19.9%	483,932	-19.9%
2013	114,900	0.9%	511,852	5.8%	511,852	5.8%
2014	17,300	-84.9%	73,921	-85.6%	73,921	-85.6%
2015	0	-100.0%	0	-100.0%	0	-100.0%
2016	0	n/a	0	n/a	0	n/a
2017	0	n/a	0	n/a	0	n/a
2018	0	n/a	0	n/a	0	n/a
2019	0	n/a	0	n/a	0	n/a
Total	**1,116,490**		**4,781,105**		**4,781,105**	

Data source: ARCOS (2006-2014) and Defendant Distribution Data (Walgreens 1/2006 - 3/2014)

Walgreens # 05599 (6/2001 to 12/2017)
DEA: BW7103182
2120 Polk Street
San Francisco, CA 94109

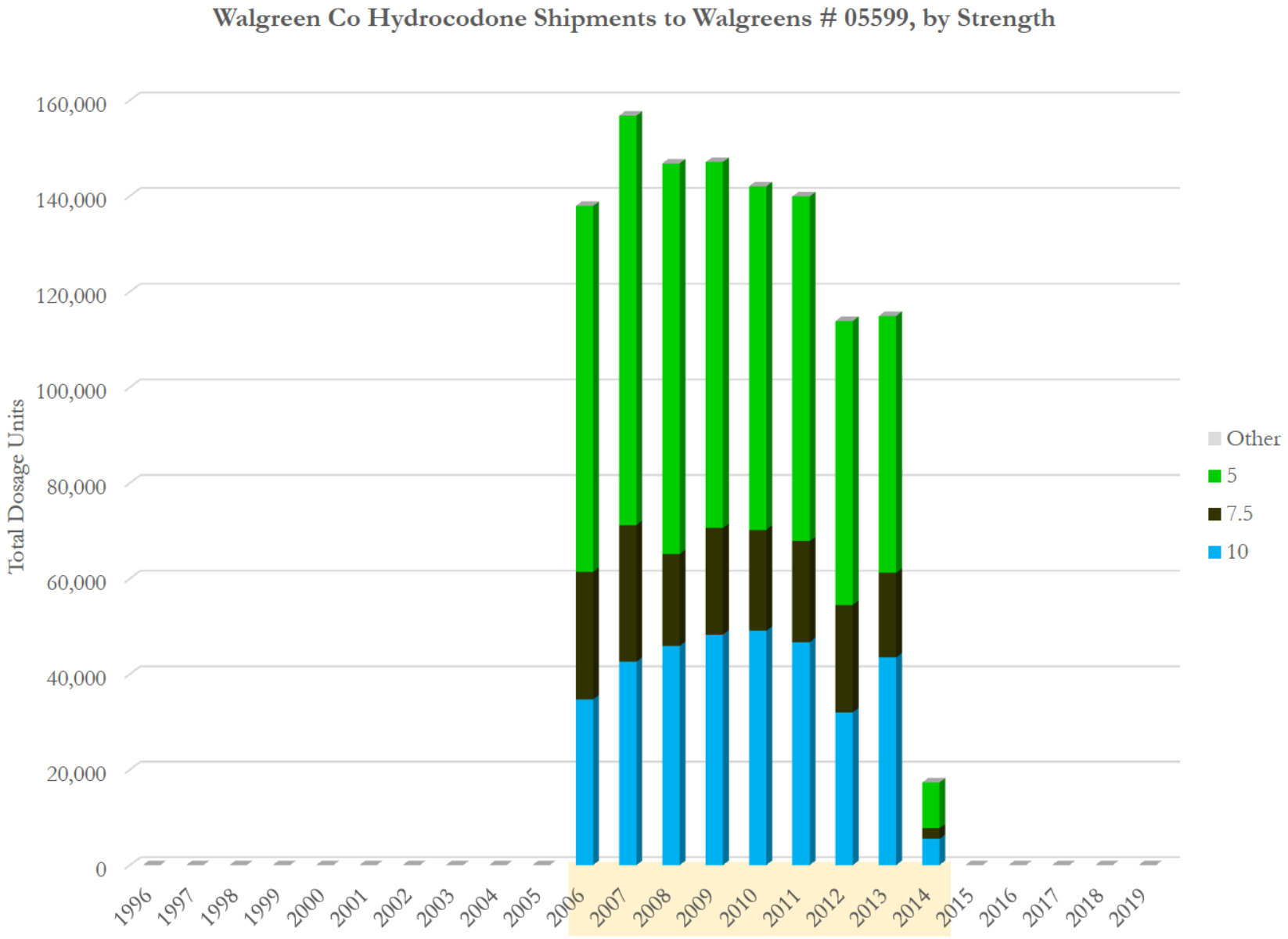

Data source: ARCOS (2006-2014) and Defendant Distribution Data (Walgreens 1/2006 - 3/2014)

Walgreens # 05599 (6/2001 to 12/2017)
DEA: BW7103182
2120 Polk Street
San Francisco, CA 94109

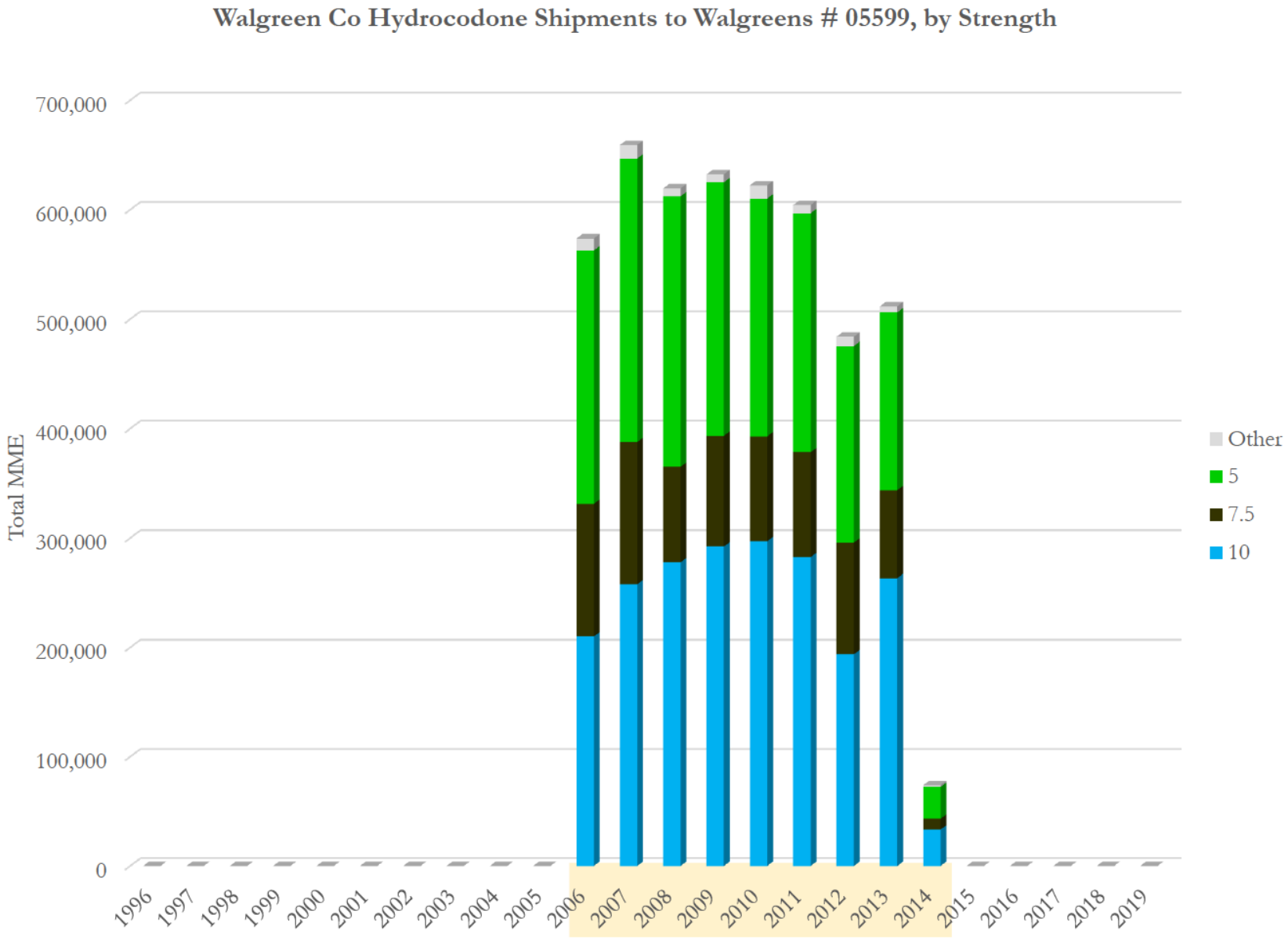

Data source: ARCOS (2006-2014) and Defendant Distribution Data (Walgreens 1/2006 - 3/2014)

Walgreens # 05599 (6/2001 to 12/2017)
DEA: BW7103182
2120 Polk Street
San Francisco, CA 94109

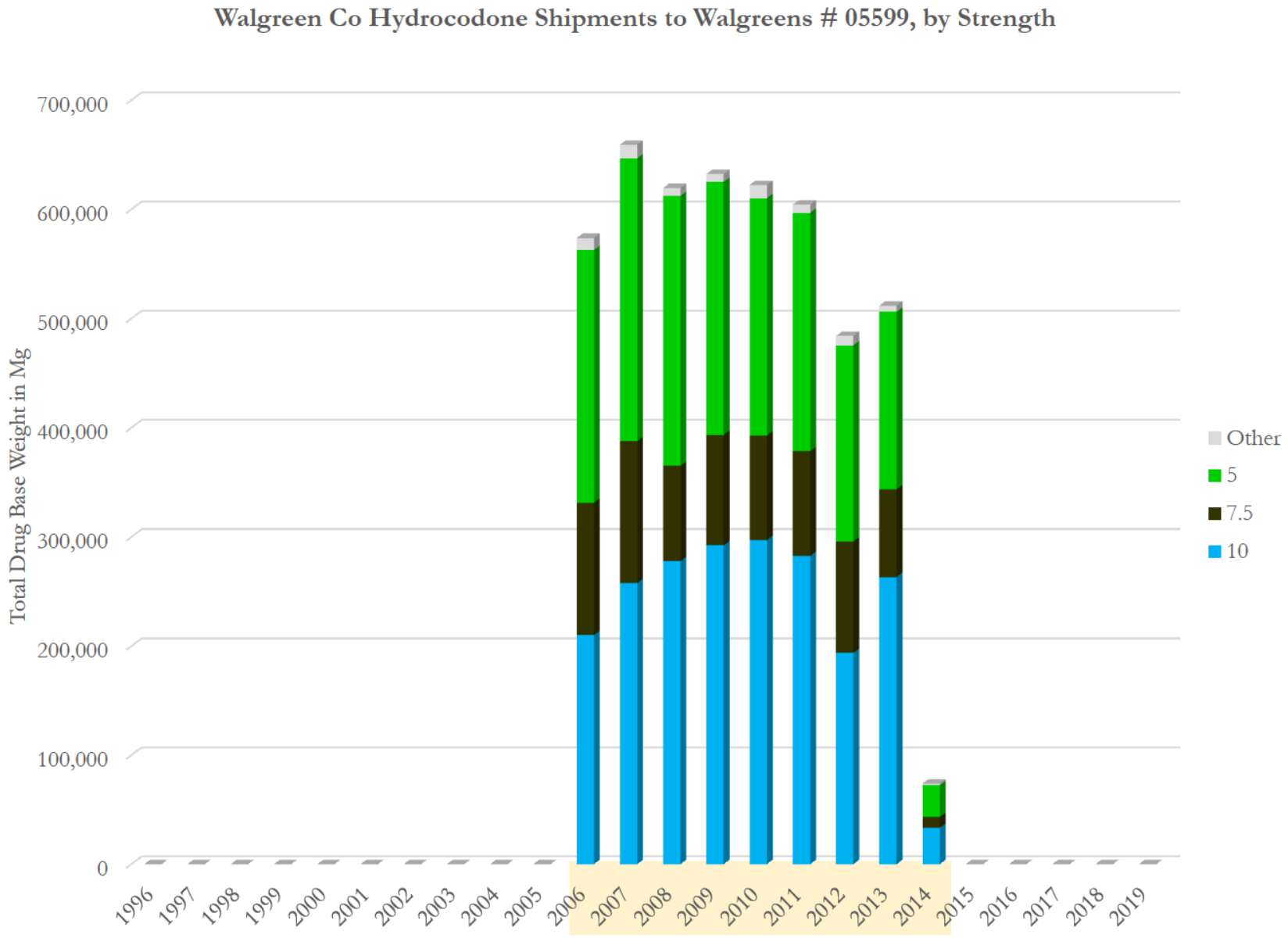

Data source: ARCOS (2006-2014) and Defendant Distribution Data (Walgreens 1/2006 - 3/2014)

Walgreens # 05599 (6/2001 to 12/2017)
DEA: BW7103182
2120 Polk Street
San Francisco, CA 94109

Walgreen Co Hydrocodone Shipments to Walgreens # 05599, by Strength
(Total Dosage Units)

Strength Year\	10	7.5	5	Other	Total	Avg. Str
1996	0	0	0	0	**0**	
1997	0	0	0	0	**0**	
1998	0	0	0	0	**0**	
1999	0	0	0	0	**0**	
2000	0	0	0	0	**0**	
2001	0	0	0	0	**0**	
2002	0	0	0	0	**0**	
2003	0	0	0	0	**0**	
2004	0	0	0	0	**0**	
2005	0	0	0	0	**0**	
2006	34,700	26,700	76,500	0	**137,900**	6.74
2007	42,600	28,600	85,600	0	**156,800**	6.81
2008	45,900	19,200	81,700	0	**146,800**	6.89
2009	48,280	22,300	76,500	0	**147,080**	7.02
2010	49,080	21,100	71,800	0	**141,980**	7.10
2011	46,700	21,100	72,100	0	**139,900**	7.05
2012	32,000	22,500	59,330	0	**113,830**	6.90
2013	43,500	17,700	53,700	0	**114,900**	7.28
2014	5,500	2,200	9,600	0	**17,300**	6.91
2015	0	0	0	0	**0**	
2016	0	0	0	0	**0**	
2017	0	0	0	0	**0**	
2018	0	0	0	0	**0**	
2019	0	0	0	0	**0**	
Total	**348,260**	**181,400**	**586,830**	**0**	**1,116,490**	6.97

Data source: ARCOS (2006-2014) and Defendant Distribution Data (Walgreens 1/2006 - 3/2014)

Walgreens # 05599 (6/2001 to 12/2017)
DEA: BW7103182
2120 Polk Street
San Francisco, CA 94109

Walgreen Co Hydrocodone Shipments to Walgreens # 05599, by Strength (Total MME)

Strength Year\	10	7.5	5	Other	Total	Avg. Str
1996	0	0	0	0	**0**	
1997	0	0	0	0	**0**	
1998	0	0	0	0	**0**	
1999	0	0	0	0	**0**	
2000	0	0	0	0	**0**	
2001	0	0	0	0	**0**	
2002	0	0	0	0	**0**	
2003	0	0	0	0	**0**	
2004	0	0	0	0	**0**	
2005	0	0	0	0	**0**	
2006	210,074	121,231	231,566	10,884	**573,755**	6.74
2007	257,900	129,858	259,111	12,317	**659,187**	6.81
2008	277,879	87,178	247,306	7,161	**619,523**	6.89
2009	292,287	101,253	231,566	7,161	**632,267**	7.02
2010	297,130	95,805	217,339	12,031	**622,305**	7.10
2011	282,722	95,805	218,247	7,591	**604,364**	7.05
2012	193,728	102,161	179,592	8,451	**483,932**	6.90
2013	263,349	80,367	162,550	5,586	**511,852**	7.28
2014	33,297	9,989	29,059	1,576	**73,921**	6.91
2015	0	0	0	0	**0**	
2016	0	0	0	0	**0**	
2017	0	0	0	0	**0**	
2018	0	0	0	0	**0**	
2019	0	0	0	0	**0**	
Total	**2,108,366**	**823,647**	**1,776,334**	**72,758**	**4,781,105**	6.97

Data source: ARCOS (2006-2014) and Defendant Distribution Data (Walgreens 1/2006 - 3/2014)

Walgreens # 05599 (6/2001 to 12/2017)
DEA: BW7103182
2120 Polk Street
San Francisco, CA 94109

Walgreen Co Hydrocodone Shipments to Walgreens # 05599, by Strength
(Total Drug Base Weight in Milligram)

Strength Year\	10	7.5	5	Other	Total	Avg. Str
1996	0	0	0	0	**0**	
1997	0	0	0	0	**0**	
1998	0	0	0	0	**0**	
1999	0	0	0	0	**0**	
2000	0	0	0	0	**0**	
2001	0	0	0	0	**0**	
2002	0	0	0	0	**0**	
2003	0	0	0	0	**0**	
2004	0	0	0	0	**0**	
2005	0	0	0	0	**0**	
2006	210,074	121,231	231,566	10,884	**573,755**	6.74
2007	257,900	129,858	259,111	12,317	**659,187**	6.81
2008	277,879	87,178	247,306	7,161	**619,523**	6.89
2009	292,287	101,253	231,566	7,161	**632,267**	7.02
2010	297,130	95,805	217,339	12,031	**622,305**	7.10
2011	282,722	95,805	218,247	7,591	**604,364**	7.05
2012	193,728	102,161	179,592	8,451	**483,932**	6.90
2013	263,349	80,367	162,550	5,586	**511,852**	7.28
2014	33,297	9,989	29,059	1,576	**73,921**	6.91
2015	0	0	0	0	**0**	
2016	0	0	0	0	**0**	
2017	0	0	0	0	**0**	
2018	0	0	0	0	**0**	
2019	0	0	0	0	**0**	
Total	**2,108,366**	**823,647**	**1,776,334**	**72,758**	**4,781,105**	6.97

Data source: ARCOS (2006-2014) and Defendant Distribution Data (Walgreens 1/2006 - 3/2014)

Walgreens # 00896 (2/1996 to 12/2017)
DEA: AW5228716
3601 California St
San Francisco, CA 94118

Walgreen Co Oxycodone Shipments to Walgreens # 00896

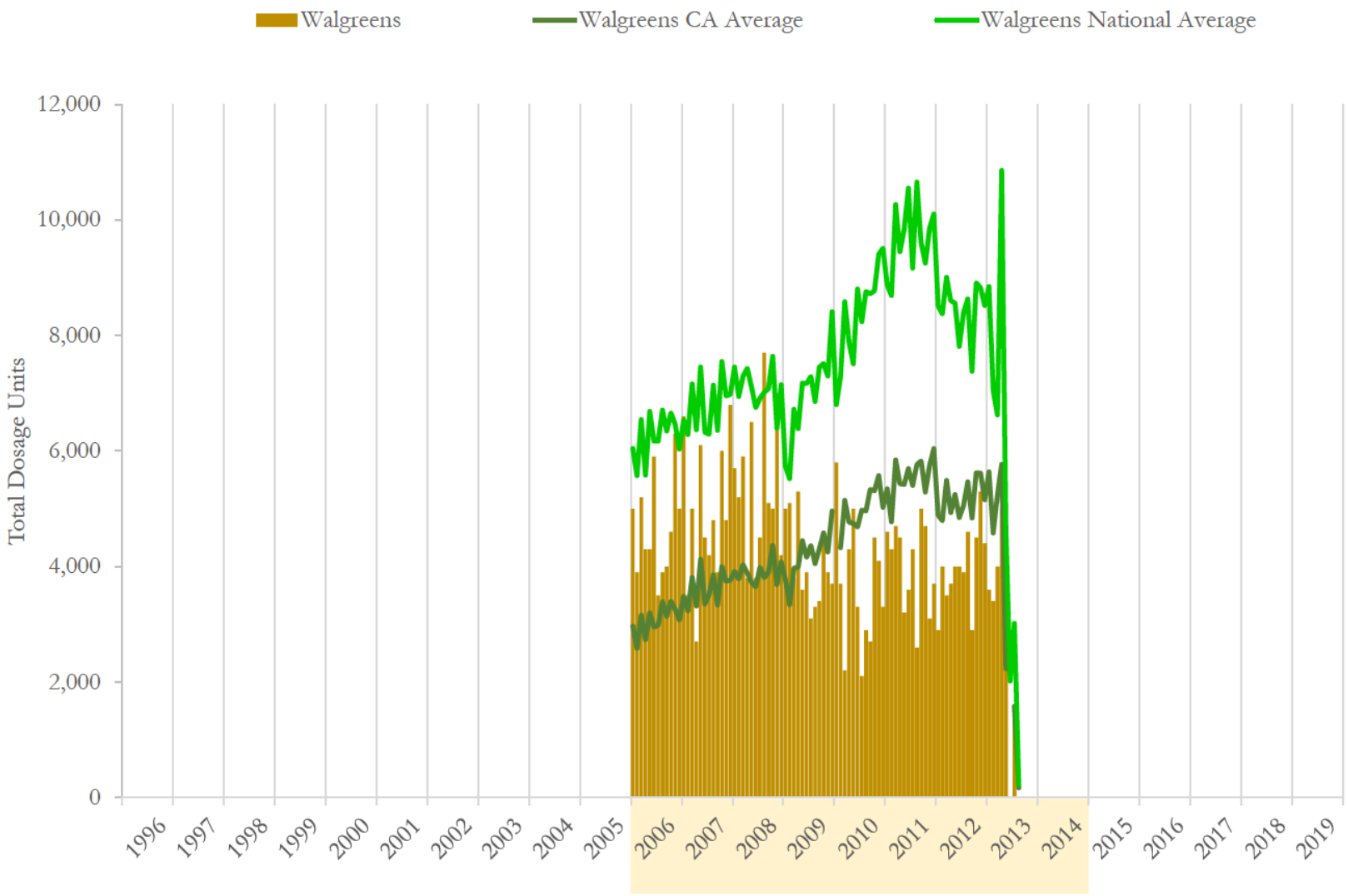

National and state averages reflect oxycodone shipped from Walgreen Co to all active pharmacies each month.
Data source: ARCOS (2006-2014) and Defendant Distribution Data (Walgreens 1/2006 - 3/2014)

Walgreens # 00896 (2/1996 to 12/2017)
DEA: AW5228716
3601 California St
San Francisco, CA 94118

Walgreen Co Oxycodone Shipments to Walgreens # 00896

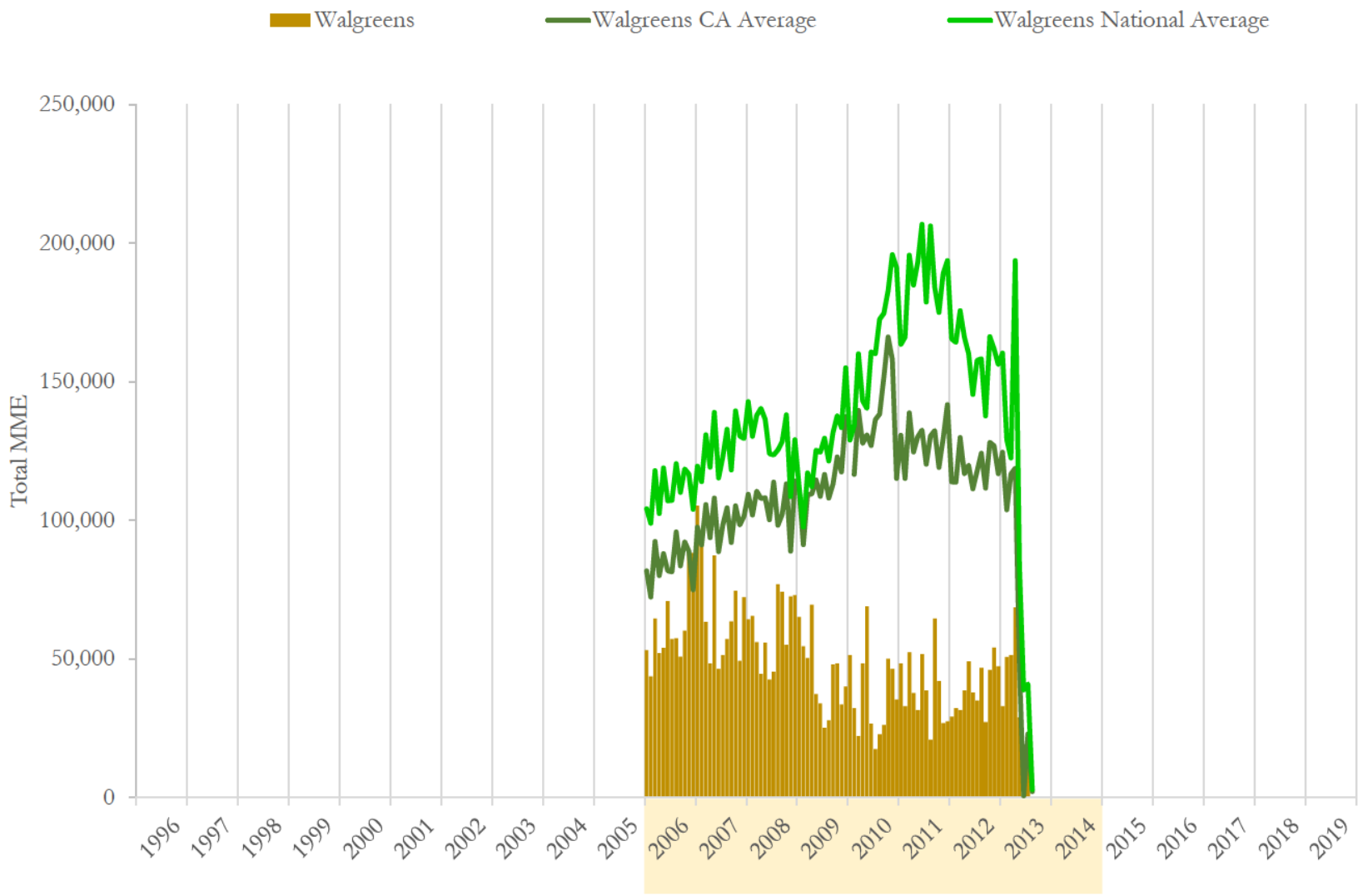

National and state averages reflect oxycodone shipped from Walgreen Co to all active pharmacies each month.
Data source: ARCOS (2006-2014) and Defendant Distribution Data (Walgreens 1/2006 - 3/2014)

Walgreens # 00896 (2/1996 to 12/2017)
DEA: AW5228716
3601 California St
San Francisco, CA 94118

Walgreen Co Oxycodone Shipments to Walgreens # 00896

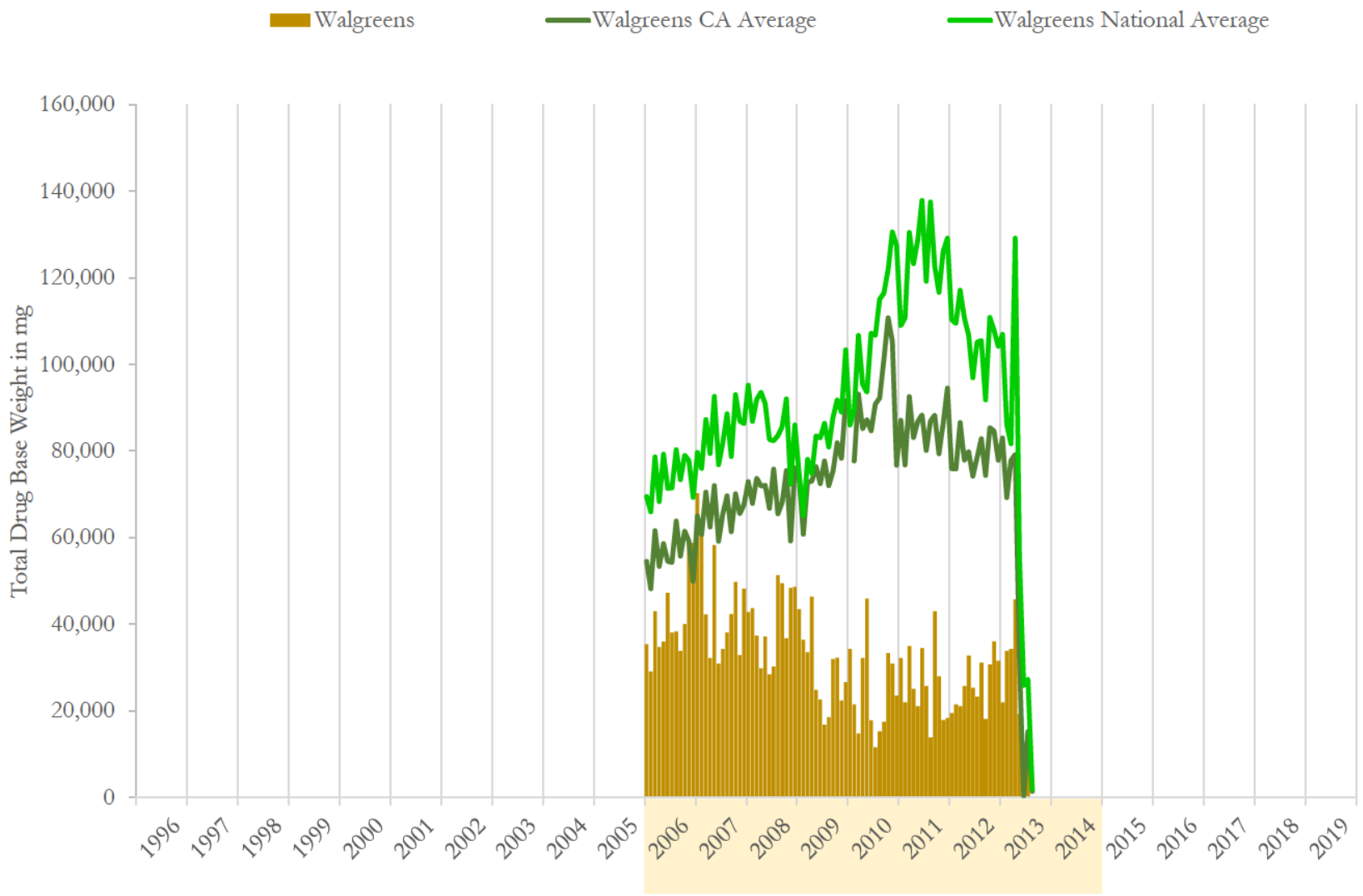

National and state averages reflect oxycodone shipped from Walgreen Co to all active pharmacies each month.
Data source: ARCOS (2006-2014) and Defendant Distribution Data (Walgreens 1/2006 - 3/2014)

Walgreens # 00896 (2/1996 to 12/2017)
DEA: AW5228716
3601 California St
San Francisco, CA 94118

Walgreen Co Oxycodone Shipments to Walgreens # 00896

	Dosage Units		MME		Drug Base Weight in mg	
Date	Walgreens	% Change	Walgreens	% Change	Walgreens	% Change
01/2006	5,000	n/a	53,116	n/a	35,411	n/a
02/2006	3,900	-22.0%	43,703	-17.7%	29,135	-17.7%
03/2006	5,200	33.3%	64,546	47.7%	43,031	47.7%
04/2006	4,300	-17.3%	52,108	-19.3%	34,738	-19.3%
05/2006	4,300	0.0%	54,058	3.7%	36,038	3.7%
06/2006	5,900	37.2%	70,867	31.1%	47,244	31.1%
07/2006	3,500	-40.7%	57,151	-19.4%	38,101	-19.4%
08/2006	3,900	11.4%	57,487	0.6%	38,325	0.6%
09/2006	4,000	2.6%	50,763	-11.7%	33,842	-11.7%
10/2006	4,600	15.0%	60,142	18.5%	40,094	18.5%
11/2006	6,300	37.0%	88,358	46.9%	58,905	46.9%
12/2006	5,000	-20.6%	88,282	-0.1%	58,854	-0.1%
01/2007	6,600	32.0%	105,348	19.3%	70,232	19.3%
02/2007	3,500	-47.0%	95,656	-9.2%	63,771	-9.2%
03/2007	5,000	42.9%	63,404	-33.7%	42,270	-33.7%
04/2007	2,700	-46.0%	48,344	-23.8%	32,229	-23.8%
05/2007	6,100	125.9%	87,408	80.8%	58,272	80.8%
06/2007	4,500	-26.2%	46,393	-46.9%	30,929	-46.9%
07/2007	4,200	-6.7%	51,436	10.9%	34,291	10.9%
08/2007	4,800	14.3%	57,152	11.1%	38,101	11.1%
09/2007	3,900	-18.8%	63,539	11.2%	42,359	11.2%
10/2007	6,000	53.8%	74,632	17.5%	49,755	17.5%
11/2007	4,800	-20.0%	49,328	-33.9%	32,885	-33.9%
12/2007	6,800	41.7%	72,279	46.5%	48,186	46.5%

Data source: ARCOS (2006-2014) and Defendant Distribution Data (Walgreens 1/2006 - 3/2014)

Walgreens # 00896 (2/1996 to 12/2017)
DEA: AW5228716
3601 California St
San Francisco, CA 94118

Walgreen Co Oxycodone Shipments to Walgreens # 00896

	Dosage Units		MME		Drug Base Weight in mg	
Date	Walgreens	% Change	Walgreens	% Change	Walgreens	% Change
01/2008	5,700	-16.2%	64,244	-11.1%	42,829	-11.1%
02/2008	5,200	-8.8%	65,556	2.0%	43,704	2.0%
03/2008	5,900	13.5%	56,142	-14.4%	37,428	-14.4%
04/2008	3,800	-35.6%	44,712	-20.4%	29,808	-20.4%
05/2008	6,500	71.1%	55,805	24.8%	37,203	24.8%
06/2008	3,800	-41.5%	42,628	-23.6%	28,419	-23.6%
07/2008	4,500	18.4%	45,384	6.5%	30,256	6.5%
08/2008	7,700	71.1%	76,987	69.6%	51,325	69.6%
09/2008	5,100	-33.8%	74,230	-3.6%	49,487	-3.6%
10/2008	5,000	-2.0%	55,135	-25.7%	36,757	-25.7%
11/2008	7,000	40.0%	72,549	31.6%	48,366	31.6%
12/2008	4,200	-40.0%	72,953	0.6%	48,635	0.6%
01/2009	5,000	19.0%	65,220	-10.6%	43,480	-10.6%
02/2009	5,100	2.0%	54,597	-16.3%	36,398	-16.3%
03/2009	3,800	-25.5%	50,361	-7.8%	33,574	-7.8%
04/2009	5,300	39.5%	69,591	38.2%	46,394	38.2%
05/2009	3,600	-32.1%	37,317	-46.4%	24,878	-46.4%
06/2009	3,900	8.3%	33,955	-9.0%	22,637	-9.0%
07/2009	3,100	-20.5%	25,214	-25.7%	16,809	-25.7%
08/2009	3,300	6.5%	27,904	10.7%	18,602	10.7%
09/2009	3,400	3.0%	48,008	72.0%	32,005	72.0%
10/2009	4,400	29.4%	48,411	0.8%	32,274	0.8%
11/2009	3,900	-11.4%	33,619	-30.6%	22,413	-30.6%
12/2009	3,700	-5.1%	40,006	19.0%	26,671	19.0%

Data source: ARCOS (2006-2014) and Defendant Distribution Data (Walgreens 1/2006 - 3/2014)

Walgreens # 00896 (2/1996 to 12/2017)
DEA: AW5228716
3601 California St
San Francisco, CA 94118

Walgreen Co Oxycodone Shipments to Walgreens # 00896

	Dosage Units		MME		Drug Base Weight in mg	
Date	Walgreens	% Change	Walgreens	% Change	Walgreens	% Change
01/2010	5,800	56.8%	51,437	28.6%	34,291	28.6%
02/2010	3,700	-36.2%	32,274	-37.3%	21,516	-37.3%
03/2010	2,200	-40.5%	22,188	-31.3%	14,792	-31.3%
04/2010	4,300	95.5%	48,344	117.9%	32,229	117.9%
05/2010	5,000	16.3%	68,918	42.6%	45,946	42.6%
06/2010	3,300	-34.0%	26,761	-61.2%	17,840	-61.2%
07/2010	2,100	-36.4%	17,482	-34.7%	11,655	-34.7%
08/2010	2,900	38.1%	22,861	30.8%	15,241	30.8%
09/2010	2,700	-6.9%	26,223	14.7%	17,482	14.7%
10/2010	4,500	66.7%	50,092	91.0%	33,395	91.0%
11/2010	4,100	-8.9%	46,394	-7.4%	30,929	-7.4%
12/2010	3,300	-19.5%	35,300	-23.9%	23,533	-23.9%
01/2011	4,600	39.4%	48,344	37.0%	32,229	37.0%
02/2011	4,300	-6.5%	32,946	-31.8%	21,964	-31.8%
03/2011	4,700	9.3%	52,445	59.2%	34,964	59.2%
04/2011	4,500	-4.3%	37,653	-28.2%	25,102	-28.2%
05/2011	3,200	-28.9%	31,602	-16.1%	21,068	-16.1%
06/2011	3,600	12.5%	51,773	63.8%	34,515	63.8%
07/2011	4,300	19.4%	38,662	-25.3%	25,774	-25.3%
08/2011	2,600	-39.5%	20,844	-46.1%	13,896	-46.1%
09/2011	5,000	92.3%	64,548	209.7%	43,032	209.7%
10/2011	4,700	-6.0%	41,956	-35.0%	27,971	-35.0%
11/2011	3,100	-34.0%	26,895	-35.9%	17,930	-35.9%
12/2011	3,700	19.4%	27,567	2.5%	18,378	2.5%

Data source: ARCOS (2006-2014) and Defendant Distribution Data (Walgreens 1/2006 - 3/2014)

Walgreens # 00896 (2/1996 to 12/2017)
DEA: AW5228716
3601 California St
San Francisco, CA 94118

Walgreen Co Oxycodone Shipments to Walgreens # 00896

	Dosage Units		MME		Drug Base Weight in mg	
Date	Walgreens	% Change	Walgreens	% Change	Walgreens	% Change
01/2012	2,900	-21.6%	29,248	6.1%	19,499	6.1%
02/2012	4,000	37.9%	32,274	10.3%	21,516	10.3%
03/2012	3,500	-12.5%	31,602	-2.1%	21,068	-2.1%
04/2012	3,700	5.7%	38,662	22.3%	25,774	22.3%
05/2012	4,000	8.1%	49,083	27.0%	32,722	27.0%
06/2012	4,000	0.0%	37,989	-22.6%	25,326	-22.6%
07/2012	3,900	-2.5%	34,941	-8.0%	23,294	-8.0%
08/2012	4,600	17.9%	46,730	33.7%	31,153	33.7%
09/2012	2,900	-37.0%	27,231	-41.7%	18,154	-41.7%
10/2012	4,500	55.2%	46,058	69.1%	30,705	69.1%
11/2012	5,300	17.8%	54,104	17.5%	36,069	17.5%
12/2012	4,400	-17.0%	47,402	-12.4%	31,602	-12.4%
01/2013	3,600	-18.2%	32,946	-30.5%	21,964	-30.5%
02/2013	3,400	-5.6%	50,742	54.0%	33,828	54.0%
03/2013	4,000	17.6%	51,437	1.4%	34,291	1.4%
04/2013	5,000	25.0%	68,582	33.3%	45,722	33.3%
05/2013	2,600	-48.0%	28,912	-57.8%	19,275	-57.8%
06/2013	0	-100.0%	0	-100.0%	0	-100.0%
07/2013	1,400	n/a	11,767	n/a	7,844	n/a
08/2013	0	-100.0%	0	-100.0%	0	-100.0%
09/2013	0	n/a	0	n/a	0	n/a
10/2013	0	n/a	0	n/a	0	n/a
11/2013	0	n/a	0	n/a	0	n/a
12/2013	0	n/a	0	n/a	0	n/a

Data source: ARCOS (2006-2014) and Defendant Distribution Data (Walgreens 1/2006 - 3/2014)

Walgreens # 00896 (2/1996 to 12/2017)
DEA: AW5228716
3601 California St
San Francisco, CA 94118

Walgreen Co Oxycodone Shipments to Walgreens # 00896

	Dosage Units		MME		Drug Base Weight in mg	
Date	Walgreens	% Change	Walgreens	% Change	Walgreens	% Change
1996	0		0		0	
1997	0	n/a	0	n/a	0	n/a
1998	0	n/a	0	n/a	0	n/a
1999	0	n/a	0	n/a	0	n/a
2000	0	n/a	0	n/a	0	n/a
2001	0	n/a	0	n/a	0	n/a
2002	0	n/a	0	n/a	0	n/a
2003	0	n/a	0	n/a	0	n/a
2004	0	n/a	0	n/a	0	n/a
2005	0	n/a	0	n/a	0	n/a
2006	55,900	n/a	740,579	n/a	493,719	n/a
2007	58,900	5.4%	814,919	10.0%	543,279	10.0%
2008	64,400	9.3%	726,326	-10.9%	484,217	-10.9%
2009	48,500	-24.7%	534,202	-26.5%	356,135	-26.5%
2010	43,900	-9.5%	448,272	-16.1%	298,848	-16.1%
2011	48,300	10.0%	475,235	6.0%	316,823	6.0%
2012	47,700	-1.2%	475,325	0.0%	316,883	0.0%
2013	20,000	-58.1%	244,386	-48.6%	162,924	-48.6%
2014	0	-100.0%	0	-100.0%	0	-100.0%
2015	0	n/a	0	n/a	0	n/a
2016	0	n/a	0	n/a	0	n/a
2017	0	n/a	0	n/a	0	n/a
2018	0	n/a	0	n/a	0	n/a
2019	0	n/a	0	n/a	0	n/a
Total	**387,600**		**4,459,244**		**2,972,829**	

Data source: ARCOS (2006-2014) and Defendant Distribution Data (Walgreens 1/2006 - 3/2014)

Walgreens # 00896 (2/1996 to 12/2017)
DEA: AW5228716
3601 California St
San Francisco, CA 94118

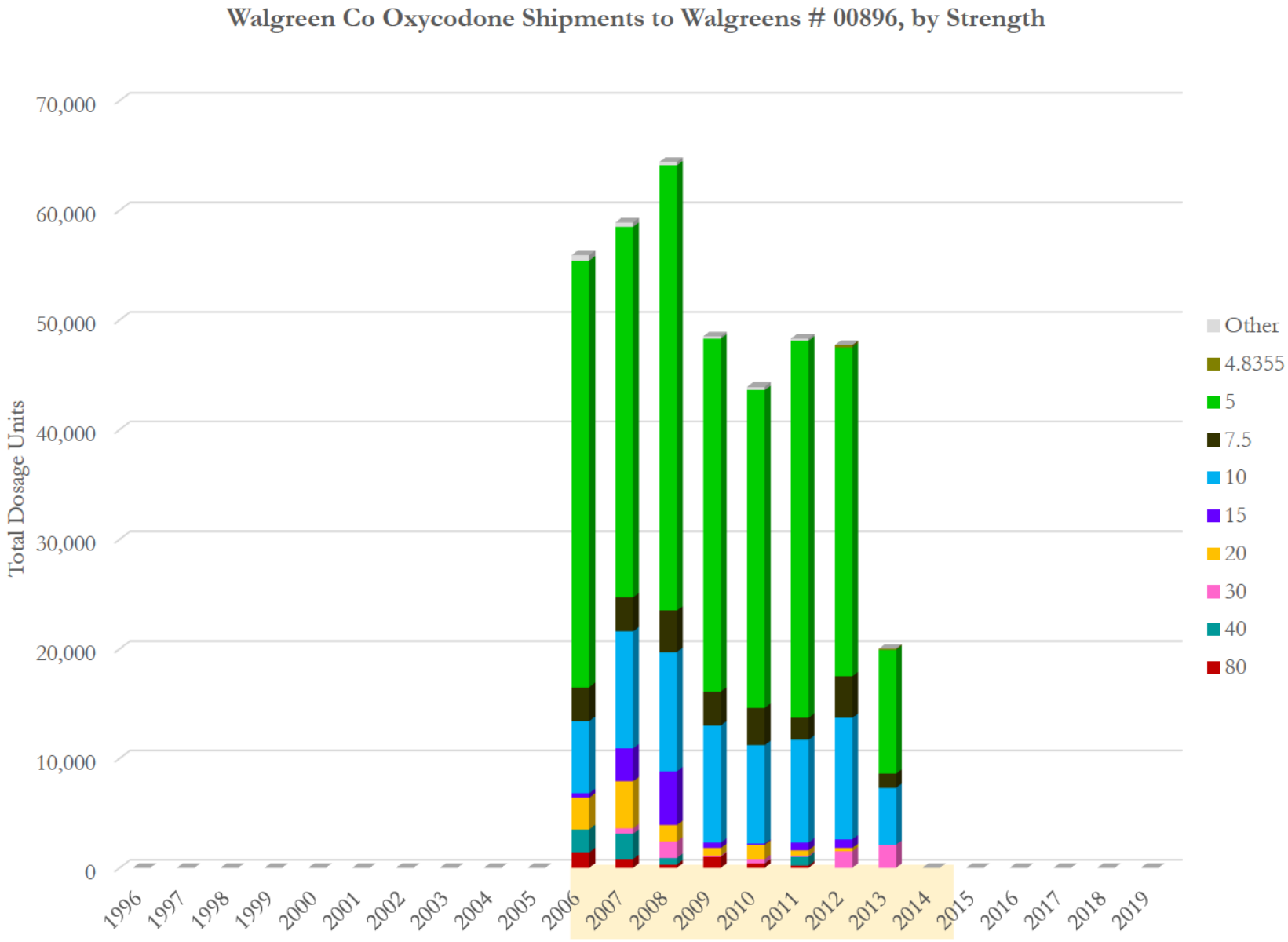

Data source: ARCOS (2006-2014) and Defendant Distribution Data (Walgreens 1/2006 - 3/2014)

Walgreens # 00896 (2/1996 to 12/2017)
DEA: AW5228716
3601 California St
San Francisco, CA 94118

Walgreen Co Oxycodone Shipments to Walgreens # 00896, by Strength

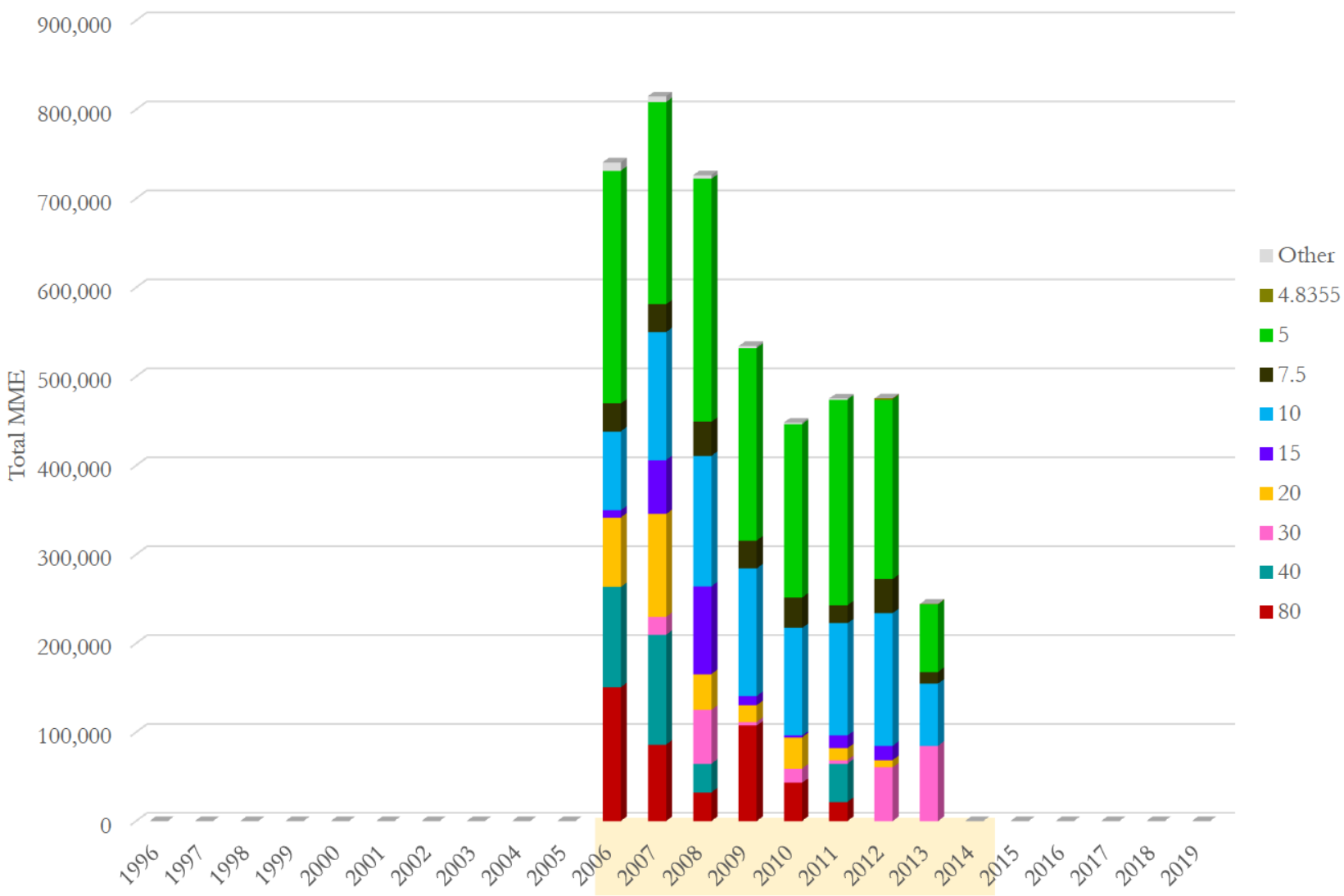

Data source: ARCOS (2006-2014) and Defendant Distribution Data (Walgreens 1/2006 - 3/2014)

Walgreens # 00896 (2/1996 to 12/2017)
DEA: AW5228716
3601 California St
San Francisco, CA 94118

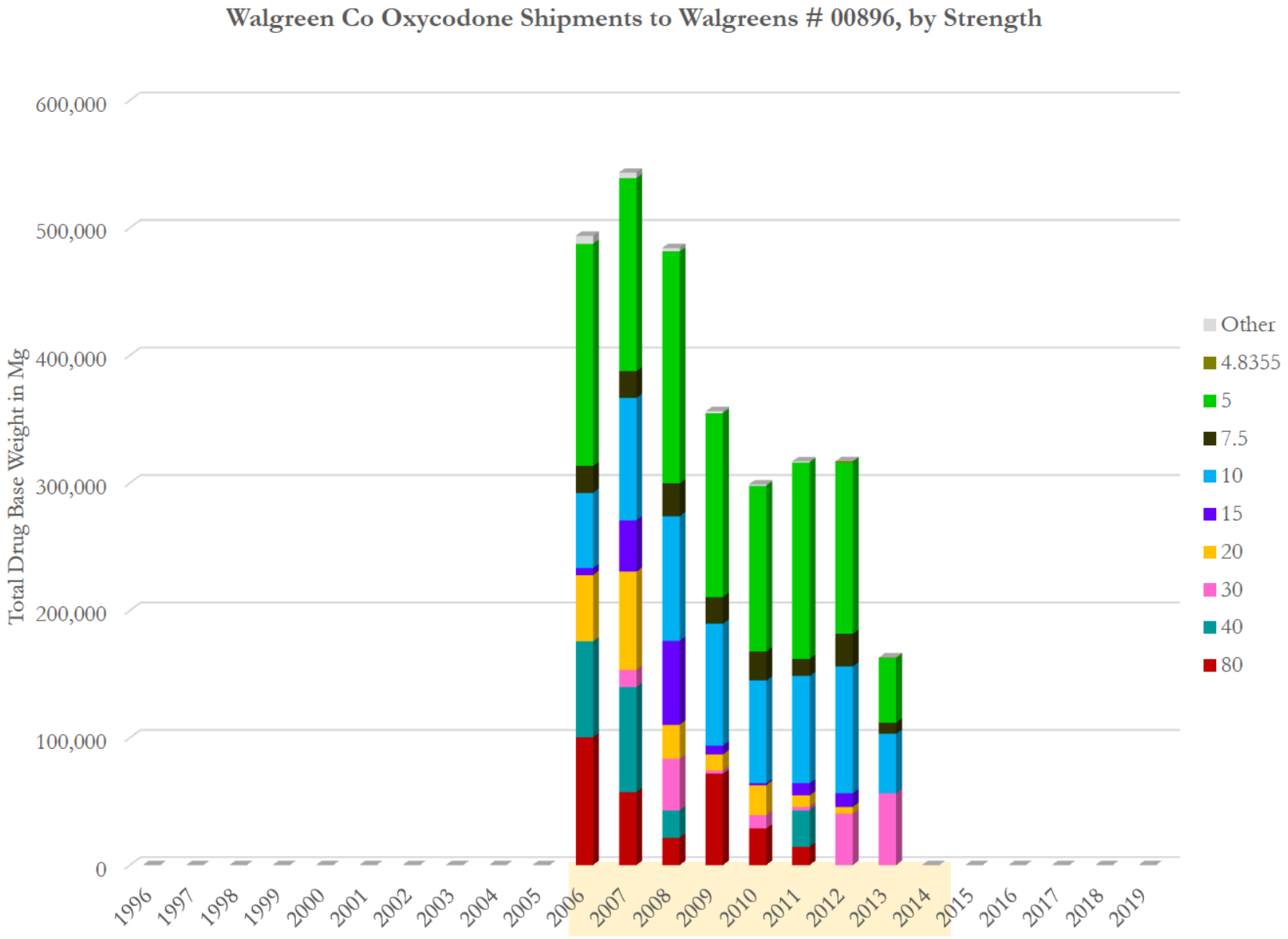

Data source: ARCOS (2006-2014) and Defendant Distribution Data (Walgreens 1/2006 - 3/2014)

Walgreens # 00896 (2/1996 to 12/2017)
DEA: AW5228716
3601 California St
San Francisco, CA 94118

Walgreen Co Oxycodone Shipments to Walgreens # 00896, by Strength
(Total Dosage Units)

Strength Year\	80	40	30	20	15	10	7.5	5	4.8355	Other	Total	Avg. Str
1996	0	0	0	0	0	0	0	0	0	0	**0**	
1997	0	0	0	0	0	0	0	0	0	0	**0**	
1998	0	0	0	0	0	0	0	0	0	0	**0**	
1999	0	0	0	0	0	0	0	0	0	0	**0**	
2000	0	0	0	0	0	0	0	0	0	0	**0**	
2001	0	0	0	0	0	0	0	0	0	0	**0**	
2002	0	0	0	0	0	0	0	0	0	0	**0**	
2003	0	0	0	0	0	0	0	0	0	0	**0**	
2004	0	0	0	0	0	0	0	0	0	0	**0**	
2005	0	0	0	0	0	0	0	0	0	0	**0**	
2006	1,400	2,100	0	2,900	400	6,600	3,100	38,900	0	500	**55,900**	9.81
2007	800	2,300	500	4,300	3,000	10,700	3,100	33,800	0	400	**58,900**	10.28
2008	300	600	1,500	1,500	4,900	10,900	3,800	40,600	0	300	**64,400**	8.38
2009	1,000	0	100	700	500	10,700	3,100	32,200	0	200	**48,500**	8.19
2010	400	0	400	1,300	100	9,000	3,400	29,000	0	300	**43,900**	7.61
2011	200	800	100	500	700	9,400	2,000	34,400	0	200	**48,300**	7.33
2012	0	0	1,500	300	800	11,100	3,800	30,000	200	0	**47,700**	7.41
2013	0	0	2,100	0	0	5,200	1,300	11,300	100	0	**20,000**	9.09
2014	0	0	0	0	0	0	0	0	0	0	**0**	
2015	0	0	0	0	0	0	0	0	0	0	**0**	
2016	0	0	0	0	0	0	0	0	0	0	**0**	
2017	0	0	0	0	0	0	0	0	0	0	**0**	
2018	0	0	0	0	0	0	0	0	0	0	**0**	
2019	0	0	0	0	0	0	0	0	0	0	**0**	
Total	**4,100**	**5,800**	**6,200**	**11,500**	**10,400**	**73,600**	**23,600**	**250,200**	**300**	**1,900**	**387,600**	8.55

Data source: ARCOS (2006-2014) and Defendant Distribution Data (Walgreens 1/2006 - 3/2014)

Walgreens # 00896 (2/1996 to 12/2017)
DEA: AW5228716
3601 California St
San Francisco, CA 94118

Walgreen Co Oxycodone Shipments to Walgreens # 00896, by Strength (Total MME)

Strength Year\	80	40	30	20	15	10	7.5	5	4.8355	Other	Total	Avg. Str
1996	0	0	0	0	0	0	0	0	0	0	**0**	
1997	0	0	0	0	0	0	0	0	0	0	**0**	
1998	0	0	0	0	0	0	0	0	0	0	**0**	
1999	0	0	0	0	0	0	0	0	0	0	**0**	
2000	0	0	0	0	0	0	0	0	0	0	**0**	
2001	0	0	0	0	0	0	0	0	0	0	**0**	
2002	0	0	0	0	0	0	0	0	0	0	**0**	
2003	0	0	0	0	0	0	0	0	0	0	**0**	
2004	0	0	0	0	0	0	0	0	0	0	**0**	
2005	0	0	0	0	0	0	0	0	0	0	**0**	
2006	150,612	112,959	0	77,996	8,069	88,754	31,265	261,537	0	9,389	**740,579**	9.81
2007	86,064	123,717	20,171	115,649	60,514	143,888	31,265	227,253	0	6,397	**814,919**	10.28
2008	32,274	32,274	60,514	40,343	98,839	146,578	38,325	272,978	0	4,202	**726,326**	8.38
2009	107,580	0	4,034	18,827	10,086	143,888	31,265	216,505	0	2,017	**534,202**	8.19
2010	43,032	0	16,137	34,964	2,017	121,028	34,291	194,989	0	1,815	**448,272**	7.61
2011	21,516	43,032	4,034	13,448	14,120	126,407	20,171	231,297	0	1,210	**475,235**	7.33
2012	0	0	60,514	8,069	16,137	149,267	38,325	201,713	1,301	0	**475,325**	7.41
2013	0	0	84,719	0	0	69,927	13,111	75,978	650	0	**244,386**	9.09
2014	0	0	0	0	0	0	0	0	0	0	**0**	
2015	0	0	0	0	0	0	0	0	0	0	**0**	
2016	0	0	0	0	0	0	0	0	0	0	**0**	
2017	0	0	0	0	0	0	0	0	0	0	**0**	
2018	0	0	0	0	0	0	0	0	0	0	**0**	
2019	0	0	0	0	0	0	0	0	0	0	**0**	
Total	**441,078**	**311,982**	**250,124**	**309,293**	**209,781**	**989,736**	**238,021**	**1,682,249**	**1,951**	**25,031**	**4,459,244**	8.55

Data source: ARCOS (2006-2014) and Defendant Distribution Data (Walgreens 1/2006 - 3/2014)

Walgreens # 00896 (2/1996 to 12/2017)
DEA: AW5228716
3601 California St
San Francisco, CA 94118

Walgreen Co Oxycodone Shipments to Walgreens # 00896, by Strength
(Total Drug Base Weight in Milligram)

Strength Year\	80	40	30	20	15	10	7.5	5	4.8355	Other	Total	Avg. Str
1996	0	0	0	0	0	0	0	0	0	0	**0**	
1997	0	0	0	0	0	0	0	0	0	0	**0**	
1998	0	0	0	0	0	0	0	0	0	0	**0**	
1999	0	0	0	0	0	0	0	0	0	0	**0**	
2000	0	0	0	0	0	0	0	0	0	0	**0**	
2001	0	0	0	0	0	0	0	0	0	0	**0**	
2002	0	0	0	0	0	0	0	0	0	0	**0**	
2003	0	0	0	0	0	0	0	0	0	0	**0**	
2004	0	0	0	0	0	0	0	0	0	0	**0**	
2005	0	0	0	0	0	0	0	0	0	0	**0**	
2006	100,408	75,306	0	51,997	5,379	59,169	20,844	174,358	0	6,259	**493,719**	9.81
2007	57,376	82,478	13,448	77,099	40,343	95,926	20,844	151,502	0	4,265	**543,279**	10.28
2008	21,516	21,516	40,343	26,895	65,893	97,719	25,550	181,985	0	2,801	**484,217**	8.38
2009	71,720	0	2,690	12,551	6,724	95,926	20,844	144,337	0	1,345	**356,135**	8.19
2010	28,688	0	10,758	23,309	1,345	80,685	22,861	129,993	0	1,210	**298,848**	7.61
2011	14,344	28,688	2,690	8,965	9,413	84,271	13,448	154,198	0	807	**316,823**	7.33
2012	0	0	40,343	5,379	10,758	99,512	25,550	134,475	867	0	**316,883**	7.41
2013	0	0	56,480	0	0	46,618	8,741	50,652	434	0	**162,924**	9.09
2014	0	0	0	0	0	0	0	0	0	0	**0**	
2015	0	0	0	0	0	0	0	0	0	0	**0**	
2016	0	0	0	0	0	0	0	0	0	0	**0**	
2017	0	0	0	0	0	0	0	0	0	0	**0**	
2018	0	0	0	0	0	0	0	0	0	0	**0**	
2019	0	0	0	0	0	0	0	0	0	0	**0**	
Total	**294,052**	**207,988**	**166,749**	**206,195**	**139,854**	**659,824**	**158,681**	**1,121,499**	**1,301**	**16,687**	**2,972,829**	8.55

Data source: ARCOS (2006-2014) and Defendant Distribution Data (Walgreens 1/2006 - 3/2014)

Walgreens # 00896 (2/1996 to 12/2017)
DEA: AW5228716
3601 California St
San Francisco, CA 94118

Walgreen Co Hydrocodone Shipments to Walgreens # 00896

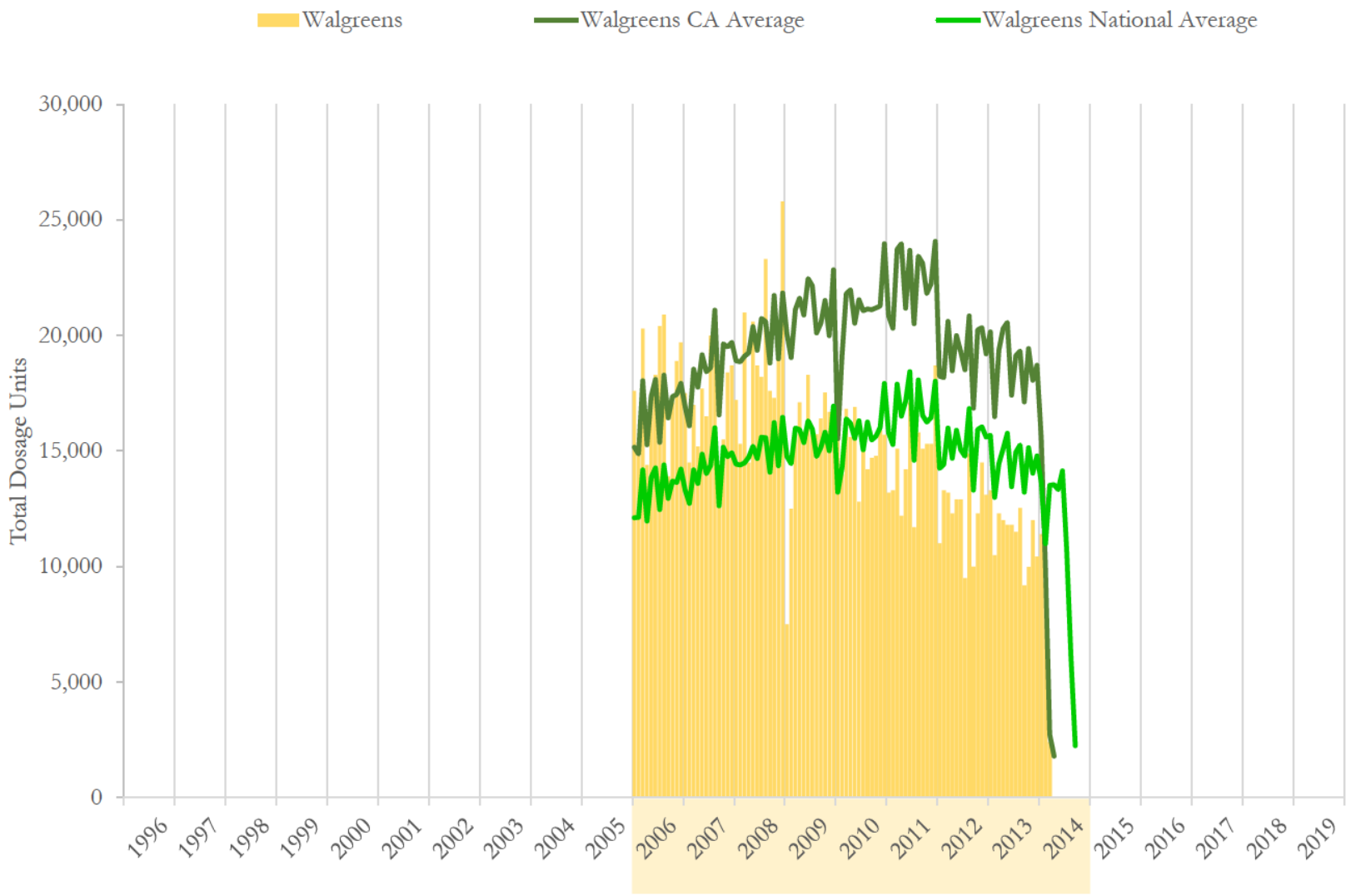

National and state averages reflect hydrocodone shipped from Walgreen Co to all active pharmacies each month.
Data source: ARCOS (2006-2014) and Defendant Distribution Data (Walgreens 1/2006 - 3/2014)

Walgreens # 00896 (2/1996 to 12/2017)
DEA: AW5228716
3601 California St
San Francisco, CA 94118

Walgreen Co Hydrocodone Shipments to Walgreens # 00896

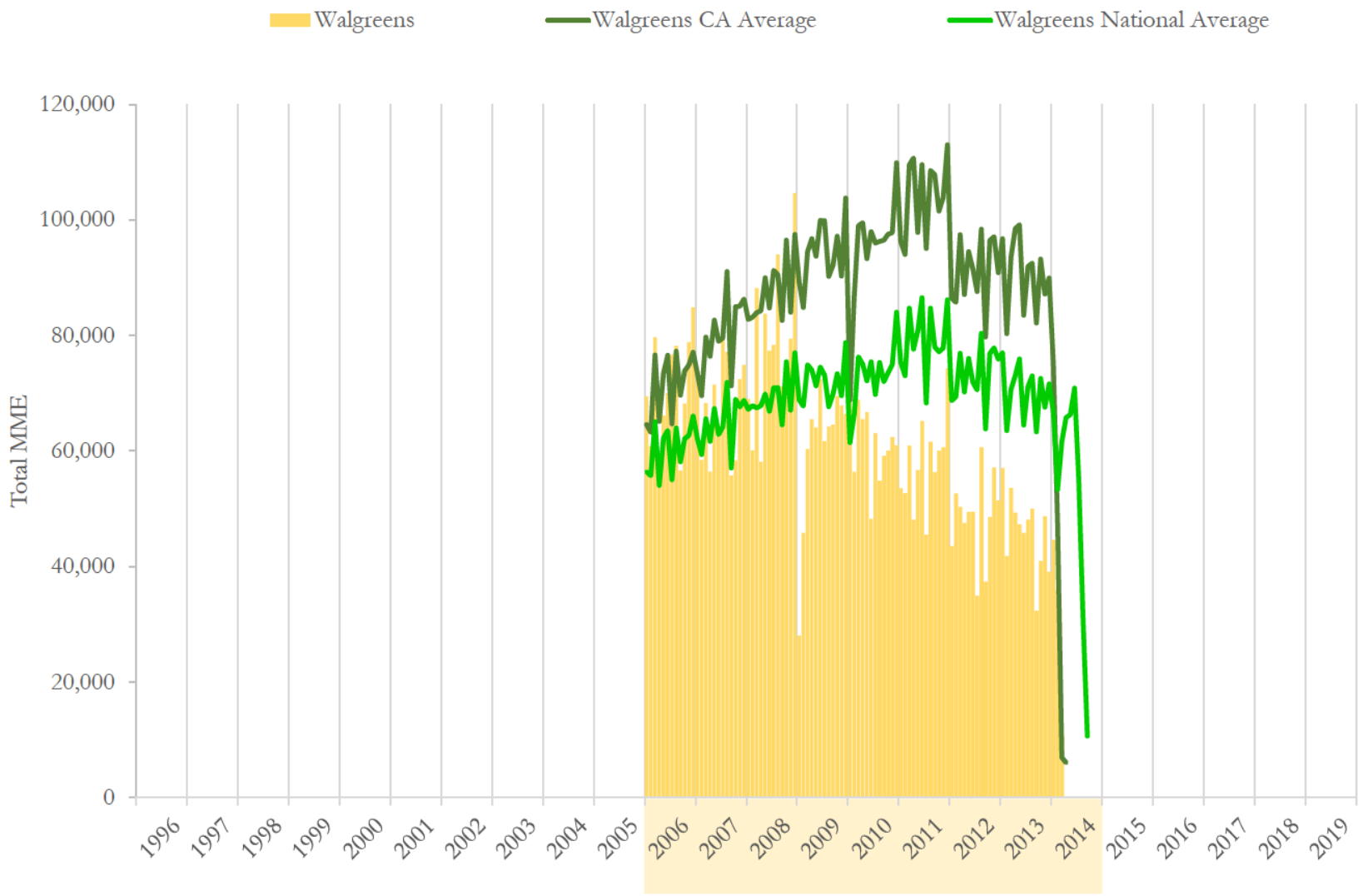

National and state averages reflect hydrocodone shipped from Walgreen Co to all active pharmacies each month.
Data source: ARCOS (2006-2014) and Defendant Distribution Data (Walgreens 1/2006 - 3/2014)

Walgreens # 00896 (2/1996 to 12/2017)
DEA: AW5228716
3601 California St
San Francisco, CA 94118

Walgreen Co Hydrocodone Shipments to Walgreens # 00896

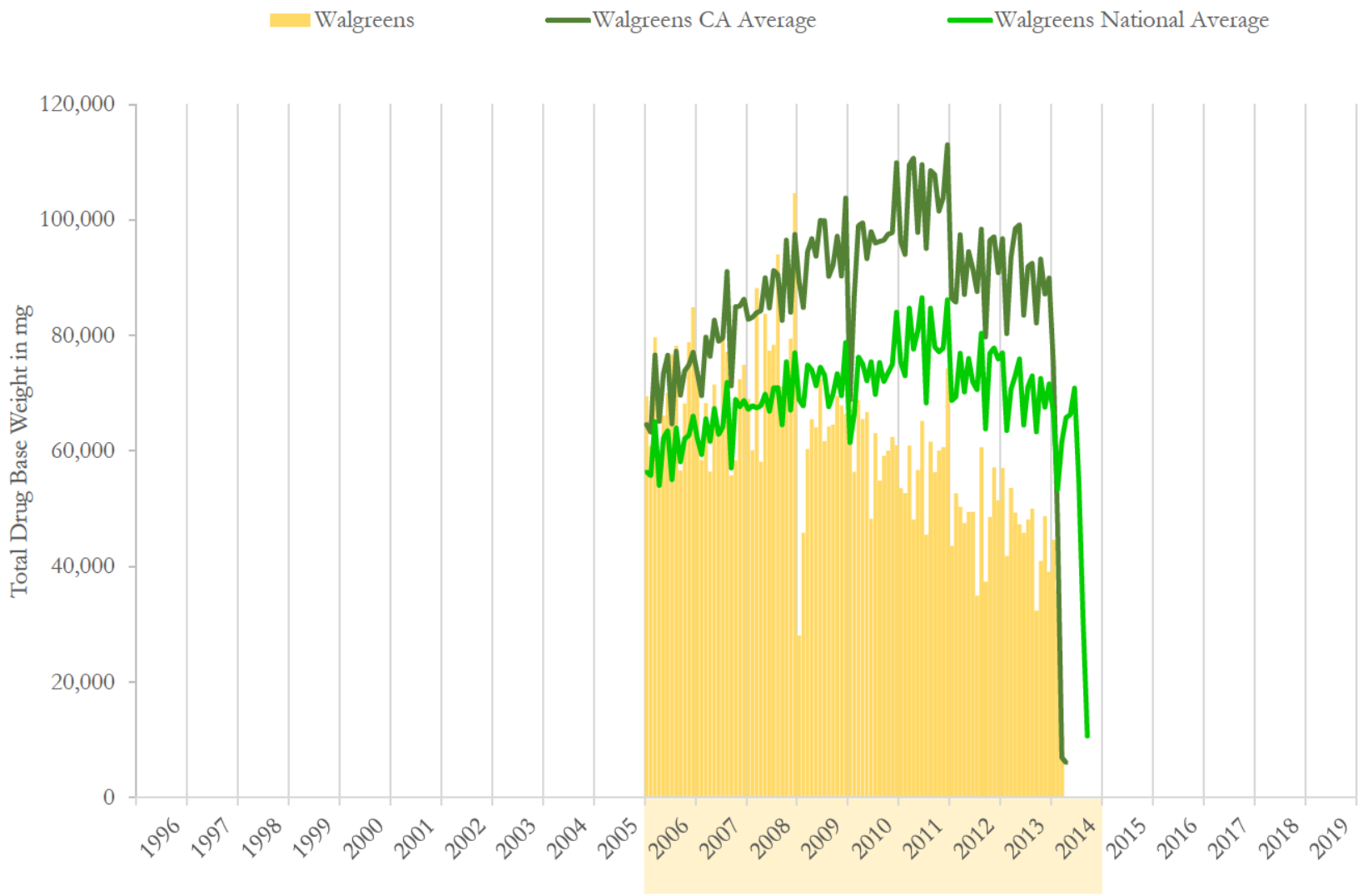

National and state averages reflect hydrocodone shipped from Walgreen Co to all active pharmacies each month.
Data source: ARCOS (2006-2014) and Defendant Distribution Data (Walgreens 1/2006 - 3/2014)

Walgreens # 00896 (2/1996 to 12/2017)
DEA: AW5228716
3601 California St
San Francisco, CA 94118

Walgreen Co Hydrocodone Shipments to Walgreens # 00896

	Dosage Units		MME		Drug Base Weight in mg	
Date	Walgreens	% Change	Walgreens	% Change	Walgreens	% Change
01/2006	17,600	n/a	69,450	n/a	69,450	n/a
02/2006	15,300	-13.1%	60,815	-12.4%	60,815	-12.4%
03/2006	20,300	32.7%	79,705	31.1%	79,705	31.1%
04/2006	14,400	-29.1%	58,770	-26.3%	58,770	-26.3%
05/2006	17,400	20.8%	66,140	12.5%	66,140	12.5%
06/2006	18,300	5.2%	70,010	5.9%	70,010	5.9%
07/2006	20,400	11.5%	76,686	9.5%	76,686	9.5%
08/2006	20,900	2.5%	78,224	2.0%	78,224	2.0%
09/2006	13,900	-33.5%	56,589	-27.7%	56,589	-27.7%
10/2006	17,100	23.0%	68,210	20.5%	68,210	20.5%
11/2006	18,900	10.5%	78,875	15.6%	78,875	15.6%
12/2006	19,700	4.2%	84,839	7.6%	84,839	7.6%
01/2007	17,500	-11.2%	72,691	-14.3%	72,691	-14.3%
02/2007	14,500	-17.1%	58,467	-19.6%	58,467	-19.6%
03/2007	17,000	17.2%	68,296	16.8%	68,296	16.8%
04/2007	15,200	-10.6%	56,437	-17.4%	56,437	-17.4%
05/2007	17,700	16.4%	71,499	26.7%	71,499	26.7%
06/2007	16,500	-6.8%	64,426	-9.9%	64,426	-9.9%
07/2007	20,000	21.2%	81,177	26.0%	81,177	26.0%
08/2007	20,700	3.5%	77,140	-5.0%	77,140	-5.0%
09/2007	14,300	-30.9%	55,748	-27.7%	55,748	-27.7%
10/2007	15,500	8.4%	58,389	4.7%	58,389	4.7%
11/2007	18,400	18.7%	72,431	24.1%	72,431	24.1%
12/2007	18,700	1.6%	74,869	3.4%	74,869	3.4%

Data source: ARCOS (2006-2014) and Defendant Distribution Data (Walgreens 1/2006 - 3/2014)

Walgreens # 00896 (2/1996 to 12/2017)
DEA: AW5228716
3601 California St
San Francisco, CA 94118

Walgreen Co Hydrocodone Shipments to Walgreens # 00896

	Dosage Units		MME		Drug Base Weight in mg	
Date	Walgreens	% Change	Walgreens	% Change	Walgreens	% Change
01/2008	17,200	-8.0%	69,021	-7.8%	69,021	-7.8%
02/2008	15,300	-11.0%	60,107	-12.9%	60,107	-12.9%
03/2008	21,000	37.3%	88,177	46.7%	88,177	46.7%
04/2008	14,500	-31.0%	58,148	-34.1%	58,148	-34.1%
05/2008	20,600	42.1%	83,734	44.0%	83,734	44.0%
06/2008	18,700	-9.2%	77,369	-7.6%	77,369	-7.6%
07/2008	18,200	-2.7%	78,334	1.2%	78,334	1.2%
08/2008	23,300	28.0%	94,026	20.0%	94,026	20.0%
09/2008	17,600	-24.5%	71,164	-24.3%	71,164	-24.3%
10/2008	17,300	-1.7%	69,802	-1.9%	69,802	-1.9%
11/2008	19,500	12.7%	79,410	13.8%	79,410	13.8%
12/2008	25,800	32.3%	104,669	31.8%	104,669	31.8%
01/2009	7,500	-70.9%	28,045	-73.2%	28,045	-73.2%
02/2009	12,500	66.7%	45,826	63.4%	45,826	63.4%
03/2009	15,700	25.6%	60,340	31.7%	60,340	31.7%
04/2009	17,100	8.9%	65,469	8.5%	65,469	8.5%
05/2009	15,800	-7.6%	64,075	-2.1%	64,075	-2.1%
06/2009	18,300	15.8%	72,424	13.0%	72,424	13.0%
07/2009	15,700	-14.2%	61,710	-14.8%	61,710	-14.8%
08/2009	15,720	0.1%	64,237	4.1%	64,237	4.1%
09/2009	16,400	4.3%	64,594	0.6%	64,594	0.6%
10/2009	17,540	7.0%	69,520	7.6%	69,520	7.6%
11/2009	16,700	-4.8%	67,924	-2.3%	67,924	-2.3%
12/2009	16,500	-1.2%	66,394	-2.3%	66,394	-2.3%

Data source: ARCOS (2006-2014) and Defendant Distribution Data (Walgreens 1/2006 - 3/2014)

Walgreens # 00896 (2/1996 to 12/2017)
DEA: AW5228716
3601 California St
San Francisco, CA 94118

Walgreen Co Hydrocodone Shipments to Walgreens # 00896

	Dosage Units		MME		Drug Base Weight in mg	
Date	Walgreens	% Change	Walgreens	% Change	Walgreens	% Change
01/2010	17,900	8.5%	70,026	5.5%	70,026	5.5%
02/2010	14,000	-21.8%	56,389	-19.5%	56,389	-19.5%
03/2010	16,820	20.1%	68,793	22.0%	68,793	22.0%
04/2010	15,600	-7.3%	65,486	-4.8%	65,486	-4.8%
05/2010	16,900	8.3%	66,737	1.9%	66,737	1.9%
06/2010	12,800	-24.3%	48,256	-27.7%	48,256	-27.7%
07/2010	15,300	19.5%	63,064	30.7%	63,064	30.7%
08/2010	14,200	-7.2%	54,883	-13.0%	54,883	-13.0%
09/2010	14,700	3.5%	59,153	7.8%	59,153	7.8%
10/2010	14,800	0.7%	60,045	1.5%	60,045	1.5%
11/2010	15,900	7.4%	62,386	3.9%	62,386	3.9%
12/2010	15,700	-1.3%	60,962	-2.3%	60,962	-2.3%
01/2011	13,200	-15.9%	53,562	-12.1%	53,562	-12.1%
02/2011	13,300	0.8%	52,724	-1.6%	52,724	-1.6%
03/2011	15,100	13.5%	60,929	15.6%	60,929	15.6%
04/2011	12,200	-19.2%	48,105	-21.0%	48,105	-21.0%
05/2011	14,200	16.4%	56,675	17.8%	56,675	17.8%
06/2011	17,100	20.4%	65,199	15.0%	65,199	15.0%
07/2011	11,700	-31.6%	45,516	-30.2%	45,516	-30.2%
08/2011	15,800	35.0%	61,591	35.3%	61,591	35.3%
09/2011	15,100	-4.4%	56,364	-8.5%	56,364	-8.5%
10/2011	15,300	1.3%	60,053	6.5%	60,053	6.5%
11/2011	15,300	0.0%	60,675	1.0%	60,675	1.0%
12/2011	18,700	22.2%	74,264	22.4%	74,264	22.4%

Data source: ARCOS (2006-2014) and Defendant Distribution Data (Walgreens 1/2006 - 3/2014)

Walgreens # 00896 (2/1996 to 12/2017)
DEA: AW5228716
3601 California St
San Francisco, CA 94118

Walgreen Co Hydrocodone Shipments to Walgreens # 00896

	Dosage Units		MME		Drug Base Weight in mg	
Date	Walgreens	% Change	Walgreens	% Change	Walgreens	% Change
01/2012	11,000	-41.2%	43,524	-41.4%	43,524	-41.4%
02/2012	13,300	20.9%	52,637	20.9%	52,637	20.9%
03/2012	13,200	-0.8%	50,302	-4.4%	50,302	-4.4%
04/2012	12,300	-6.8%	47,524	-5.5%	47,524	-5.5%
05/2012	12,900	4.9%	49,483	4.1%	49,483	4.1%
06/2012	12,900	0.0%	49,491	0.0%	49,491	0.0%
07/2012	9,500	-26.4%	34,962	-29.4%	34,962	-29.4%
08/2012	14,900	56.8%	60,659	73.5%	60,659	73.5%
09/2012	10,000	-32.9%	37,383	-38.4%	37,383	-38.4%
10/2012	12,300	23.0%	48,583	30.0%	48,583	30.0%
11/2012	14,500	17.9%	57,178	17.7%	57,178	17.7%
12/2012	13,100	-9.7%	51,427	-10.1%	51,427	-10.1%
01/2013	13,300	1.5%	57,080	11.0%	57,080	11.0%
02/2013	10,500	-21.1%	41,818	-26.7%	41,818	-26.7%
03/2013	12,300	17.1%	53,570	28.1%	53,570	28.1%
04/2013	12,000	-2.4%	49,332	-7.9%	49,332	-7.9%
05/2013	11,800	-1.7%	47,340	-4.0%	47,340	-4.0%
06/2013	11,800	0.0%	45,835	-3.2%	45,835	-3.2%
07/2013	11,500	-2.5%	48,097	4.9%	48,097	4.9%
08/2013	12,530	9.0%	49,996	3.9%	49,996	3.9%
09/2013	9,190	-26.7%	32,359	-35.3%	32,359	-35.3%
10/2013	9,990	8.7%	40,977	26.6%	40,977	26.6%
11/2013	12,000	20.1%	48,702	18.9%	48,702	18.9%
12/2013	10,430	-13.1%	39,090	-19.7%	39,090	-19.7%

Data source: ARCOS (2006-2014) and Defendant Distribution Data (Walgreens 1/2006 - 3/2014)

Walgreen Co Hydrocodone Shipments to Walgreens # 00896

	Dosage Units		MME		Drug Base Weight in mg	
Date	Walgreens	% Change	Walgreens	% Change	Walgreens	% Change
01/2014	11,400	9.3%	44,600	14.1%	44,600	14.1%
02/2014	9,300	-18.4%	35,862	-19.6%	35,862	-19.6%
03/2014	2,400	-74.2%	11,032	-69.2%	11,032	-69.2%
04/2014	0	-100.0%	0	-100.0%	0	-100.0%
05/2014	0	n/a	0	n/a	0	n/a
06/2014	0	n/a	0	n/a	0	n/a
07/2014	0	n/a	0	n/a	0	n/a
08/2014	0	n/a	0	n/a	0	n/a
09/2014	0	n/a	0	n/a	0	n/a
10/2014	0	n/a	0	n/a	0	n/a
11/2014	0	n/a	0	n/a	0	n/a
12/2014	0	n/a	0	n/a	0	n/a
01/2015	0	n/a	0	n/a	0	n/a
02/2015	0	n/a	0	n/a	0	n/a
03/2015	0	n/a	0	n/a	0	n/a
04/2015	0	n/a	0	n/a	0	n/a
05/2015	0	n/a	0	n/a	0	n/a
06/2015	0	n/a	0	n/a	0	n/a
07/2015	0	n/a	0	n/a	0	n/a
08/2015	0	n/a	0	n/a	0	n/a
09/2015	0	n/a	0	n/a	0	n/a
10/2015	0	n/a	0	n/a	0	n/a
11/2015	0	n/a	0	n/a	0	n/a
12/2015	0	n/a	0	n/a	0	n/a

Data source: ARCOS (2006-2014) and Defendant Distribution Data (Walgreens 1/2006 - 3/2014)

Walgreens # 00896 (2/1996 to 12/2017)
DEA: AW5228716
3601 California St
San Francisco, CA 94118

Walgreen Co Hydrocodone Shipments to Walgreens # 00896

	Dosage Units		MME		Drug Base Weight in mg	
Date	Walgreens	% Change	Walgreens	% Change	Walgreens	% Change
1996	0		0		0	
1997	0	n/a	0	n/a	0	n/a
1998	0	n/a	0	n/a	0	n/a
1999	0	n/a	0	n/a	0	n/a
2000	0	n/a	0	n/a	0	n/a
2001	0	n/a	0	n/a	0	n/a
2002	0	n/a	0	n/a	0	n/a
2003	0	n/a	0	n/a	0	n/a
2004	0	n/a	0	n/a	0	n/a
2005	0	n/a	0	n/a	0	n/a
2006	214,200	n/a	848,311	n/a	848,311	n/a
2007	206,000	-3.8%	811,570	-4.3%	811,570	-4.3%
2008	229,000	11.2%	933,960	15.1%	933,960	15.1%
2009	185,460	-19.0%	730,557	-21.8%	730,557	-21.8%
2010	184,620	-0.5%	736,181	0.8%	736,181	0.8%
2011	177,000	-4.1%	695,658	-5.5%	695,658	-5.5%
2012	149,900	-15.3%	583,154	-16.2%	583,154	-16.2%
2013	137,340	-8.4%	554,197	-5.0%	554,197	-5.0%
2014	23,100	-83.2%	91,494	-83.5%	91,494	-83.5%
2015	0	-100.0%	0	-100.0%	0	-100.0%
2016	0	n/a	0	n/a	0	n/a
2017	0	n/a	0	n/a	0	n/a
2018	0	n/a	0	n/a	0	n/a
2019	0	n/a	0	n/a	0	n/a
Total	**1,506,620**		**5,985,082**		**5,985,082**	

Data source: ARCOS (2006-2014) and Defendant Distribution Data (Walgreens 1/2006 - 3/2014)

Walgreens # 00896 (2/1996 to 12/2017)
DEA: AW5228716
3601 California St
San Francisco, CA 94118

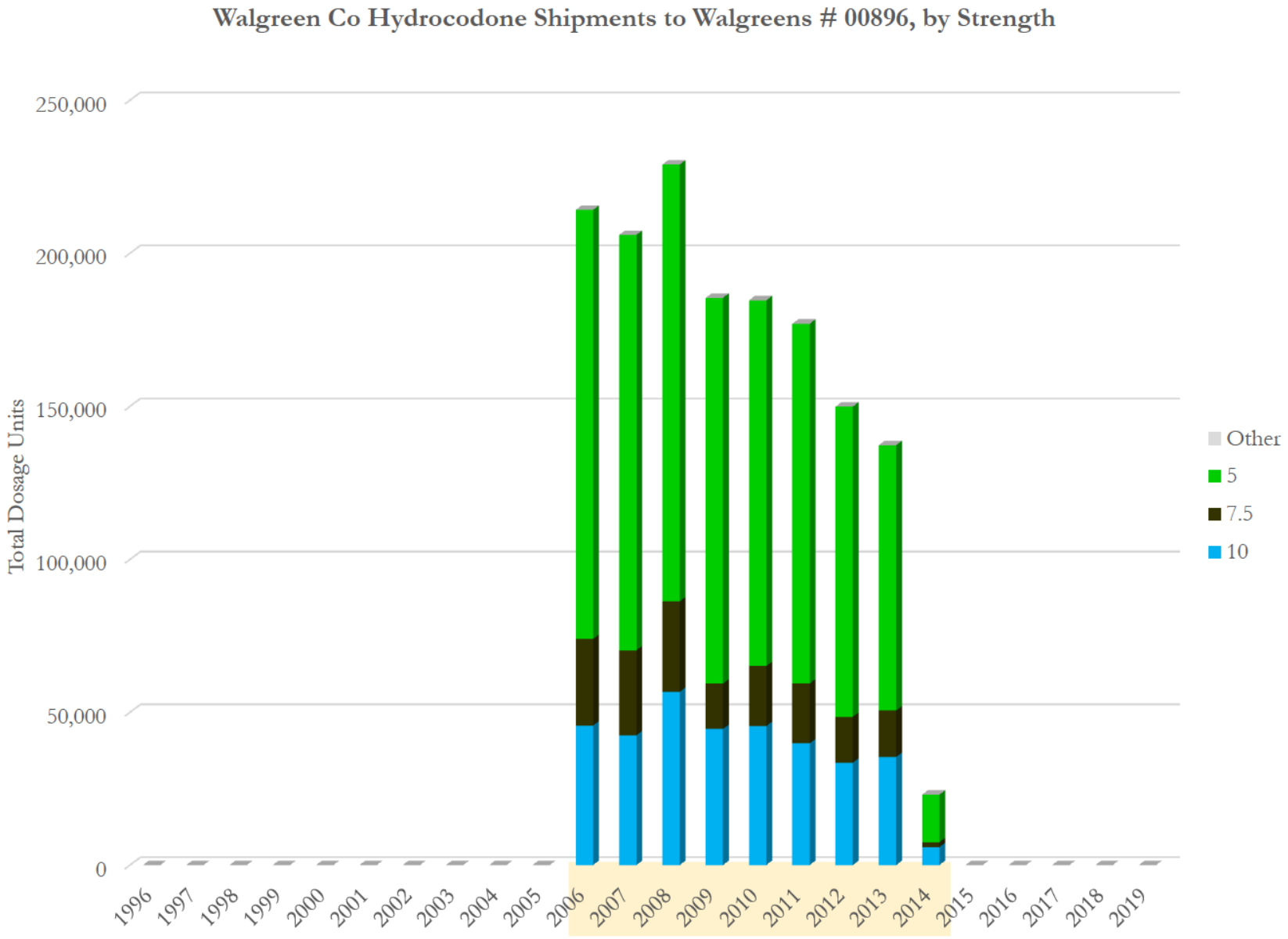

Data source: ARCOS (2006-2014) and Defendant Distribution Data (Walgreens 1/2006 - 3/2014)

Walgreens # 00896 (2/1996 to 12/2017)
DEA: AW5228716
3601 California St
San Francisco, CA 94118

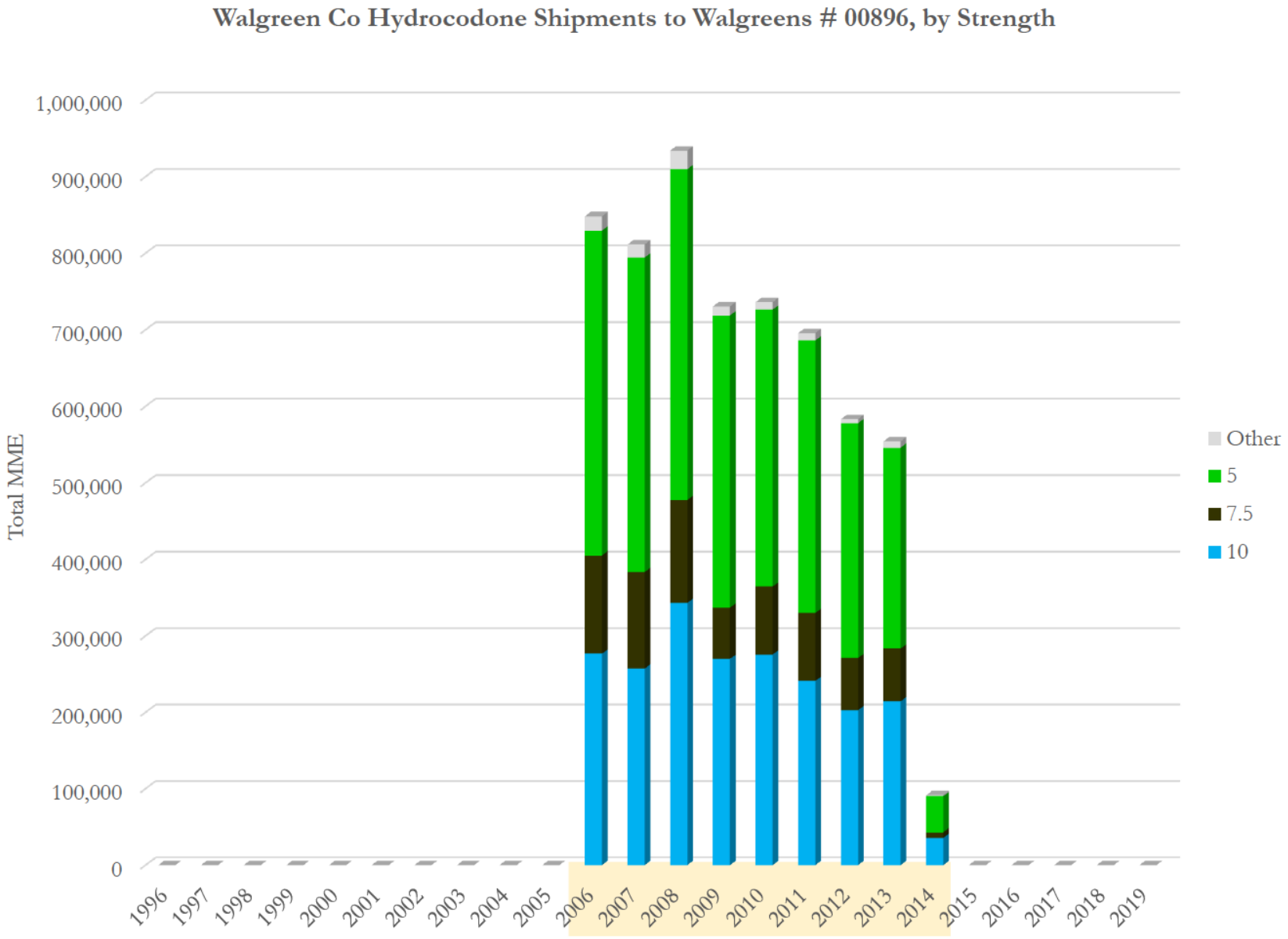

Data source: ARCOS (2006-2014) and Defendant Distribution Data (Walgreens 1/2006 - 3/2014)

Walgreens # 00896 (2/1996 to 12/2017)
DEA: AW5228716
3601 California St
San Francisco, CA 94118

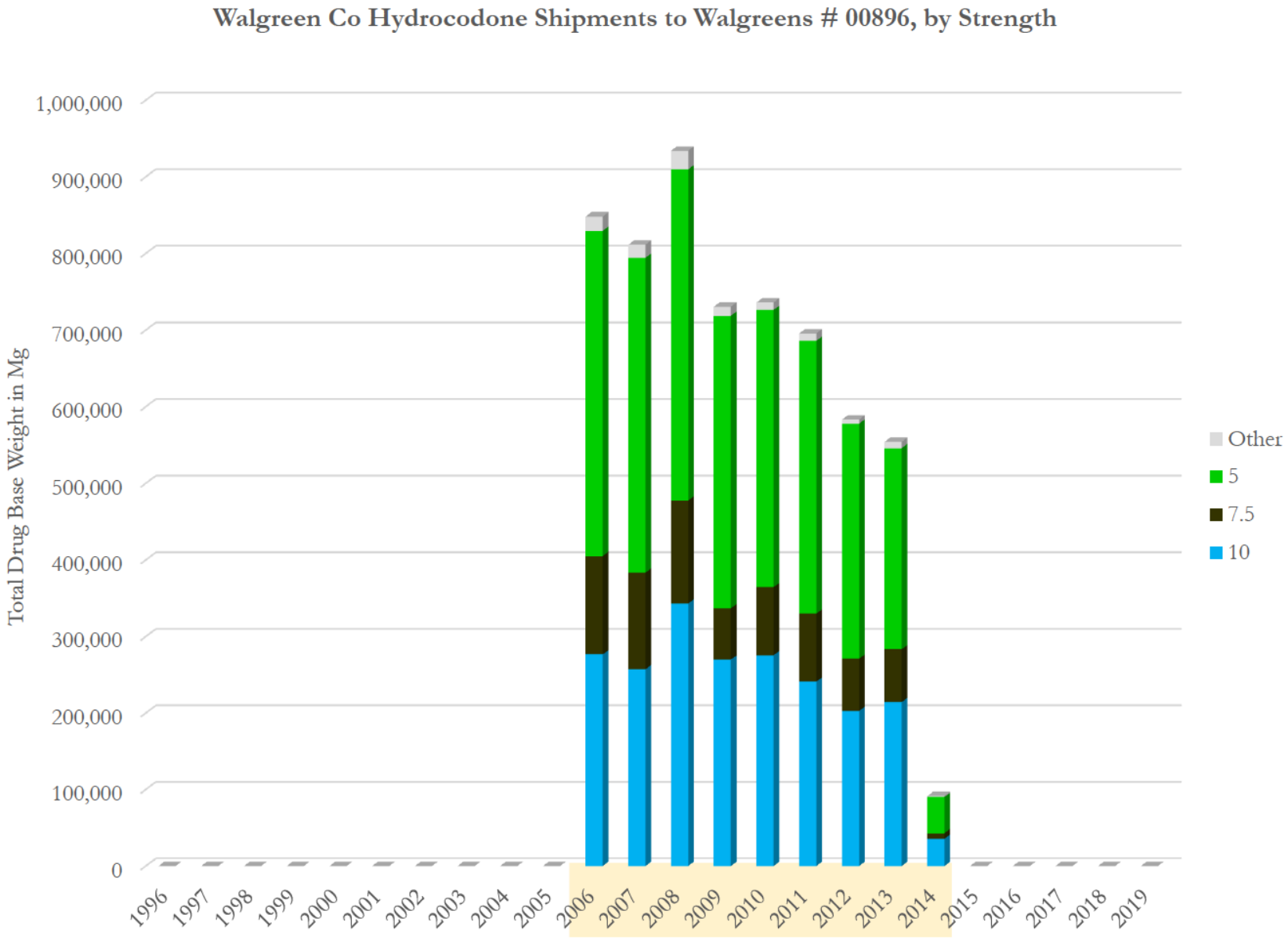

Data source: ARCOS (2006-2014) and Defendant Distribution Data (Walgreens 1/2006 - 3/2014)

Walgreens # 00896 (2/1996 to 12/2017)
DEA: AW5228716
3601 California St
San Francisco, CA 94118

Walgreen Co Hydrocodone Shipments to Walgreens # 00896, by Strength
(Total Dosage Units)

Strength Year\	10	7.5	5	Other	Total	Avg. Str
1996	0	0	0	0	**0**	
1997	0	0	0	0	**0**	
1998	0	0	0	0	**0**	
1999	0	0	0	0	**0**	
2000	0	0	0	0	**0**	
2001	0	0	0	0	**0**	
2002	0	0	0	0	**0**	
2003	0	0	0	0	**0**	
2004	0	0	0	0	**0**	
2005	0	0	0	0	**0**	
2006	45,700	28,300	140,200	0	**214,200**	6.40
2007	42,500	27,800	135,700	0	**206,000**	6.37
2008	56,700	29,600	142,700	0	**229,000**	6.56
2009	44,560	14,800	126,100	0	**185,460**	6.40
2010	45,520	19,600	119,500	0	**184,620**	6.50
2011	39,800	19,600	117,600	0	**177,000**	6.40
2012	33,500	15,000	101,400	0	**149,900**	6.37
2013	35,400	15,200	86,740	0	**137,340**	6.57
2014	5,900	1,600	15,600	0	**23,100**	6.45
2015	0	0	0	0	**0**	
2016	0	0	0	0	**0**	
2017	0	0	0	0	**0**	
2018	0	0	0	0	**0**	
2019	0	0	0	0	**0**	
Total	**349,580**	**171,500**	**985,540**	**0**	**1,506,620**	6.44

Data source: ARCOS (2006-2014) and Defendant Distribution Data (Walgreens 1/2006 - 3/2014)

Walgreens # 00896 (2/1996 to 12/2017)
DEA: AW5228716
3601 California St
San Francisco, CA 94118

Walgreen Co Hydrocodone Shipments to Walgreens # 00896, by Strength (Total MME)

Strength Year\	10	7.5	5	Other	Total	Avg. Str
1996	0	0	0	0	**0**	
1997	0	0	0	0	**0**	
1998	0	0	0	0	**0**	
1999	0	0	0	0	**0**	
2000	0	0	0	0	**0**	
2001	0	0	0	0	**0**	
2002	0	0	0	0	**0**	
2003	0	0	0	0	**0**	
2004	0	0	0	0	**0**	
2005	0	0	0	0	**0**	
2006	276,668	128,496	424,385	18,762	**848,311**	6.40
2007	257,295	126,226	410,764	17,285	**811,570**	6.37
2008	343,262	134,399	431,953	24,346	**933,960**	6.56
2009	269,766	67,199	381,705	11,887	**730,557**	6.40
2010	275,578	88,994	361,727	9,883	**736,181**	6.50
2011	240,949	88,994	355,975	9,740	**695,658**	6.40
2012	202,809	68,108	306,938	5,300	**583,154**	6.37
2013	214,312	69,016	262,562	8,307	**554,197**	6.57
2014	35,719	7,265	47,221	1,289	**91,494**	6.45
2015	0	0	0	0	**0**	
2016	0	0	0	0	**0**	
2017	0	0	0	0	**0**	
2018	0	0	0	0	**0**	
2019	0	0	0	0	**0**	
Total	**2,116,357**	**778,696**	**2,983,230**	**106,799**	**5,985,082**	6.44

Data source: ARCOS (2006-2014) and Defendant Distribution Data (Walgreens 1/2006 - 3/2014)

Walgreens # 00896 (2/1996 to 12/2017)
DEA: AW5228716
3601 California St
San Francisco, CA 94118

Walgreen Co Hydrocodone Shipments to Walgreens # 00896, by Strength
(Total Drug Base Weight in Milligram)

Strength Year\	10	7.5	5	Other	Total	Avg. Str
1996	0	0	0	0	**0**	
1997	0	0	0	0	**0**	
1998	0	0	0	0	**0**	
1999	0	0	0	0	**0**	
2000	0	0	0	0	**0**	
2001	0	0	0	0	**0**	
2002	0	0	0	0	**0**	
2003	0	0	0	0	**0**	
2004	0	0	0	0	**0**	
2005	0	0	0	0	**0**	
2006	276,668	128,496	424,385	18,762	**848,311**	6.40
2007	257,295	126,226	410,764	17,285	**811,570**	6.37
2008	343,262	134,399	431,953	24,346	**933,960**	6.56
2009	269,766	67,199	381,705	11,887	**730,557**	6.40
2010	275,578	88,994	361,727	9,883	**736,181**	6.50
2011	240,949	88,994	355,975	9,740	**695,658**	6.40
2012	202,809	68,108	306,938	5,300	**583,154**	6.37
2013	214,312	69,016	262,562	8,307	**554,197**	6.57
2014	35,719	7,265	47,221	1,289	**91,494**	6.45
2015	0	0	0	0	**0**	
2016	0	0	0	0	**0**	
2017	0	0	0	0	**0**	
2018	0	0	0	0	**0**	
2019	0	0	0	0	**0**	
Total	**2,116,357**	**778,696**	**2,983,230**	**106,799**	**5,985,082**	6.44

Data source: ARCOS (2006-2014) and Defendant Distribution Data (Walgreens 1/2006 - 3/2014)

Walgreens # 03358 (1/1996 to 12/2017)
DEA: BW4334087
1301 Franklin St
San Francisco, CA 94109

Walgreen Co Oxycodone Shipments to Walgreens # 03358

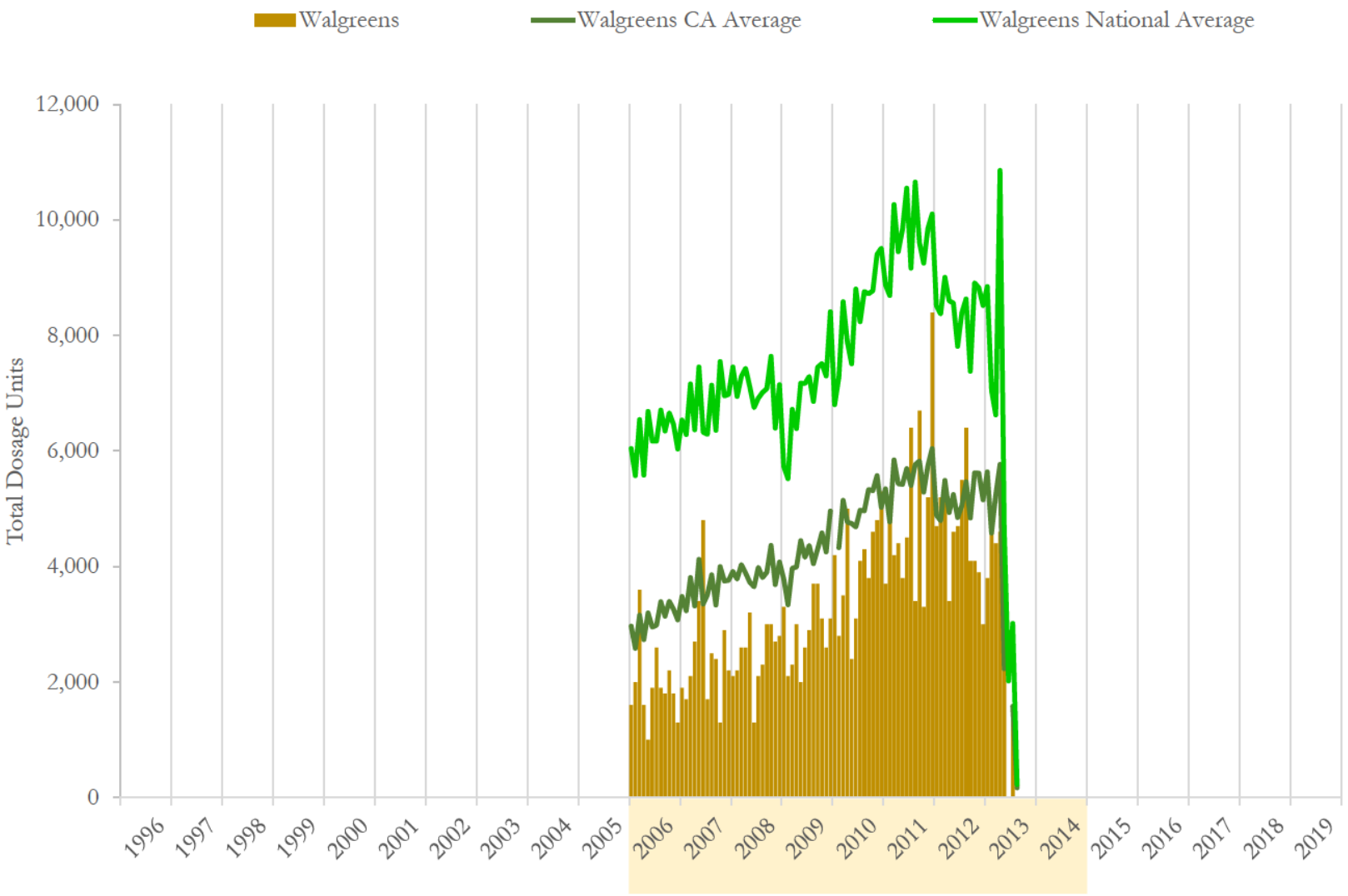

National and state averages reflect oxycodone shipped from Walgreen Co to all active pharmacies each month.
Data source: ARCOS (2006-2014) and Defendant Distribution Data (Walgreens 1/2006 - 3/2014)

Walgreens # 03358 (1/1996 to 12/2017)
DEA: BW4334087
1301 Franklin St
San Francisco, CA 94109

Walgreen Co Oxycodone Shipments to Walgreens # 03358

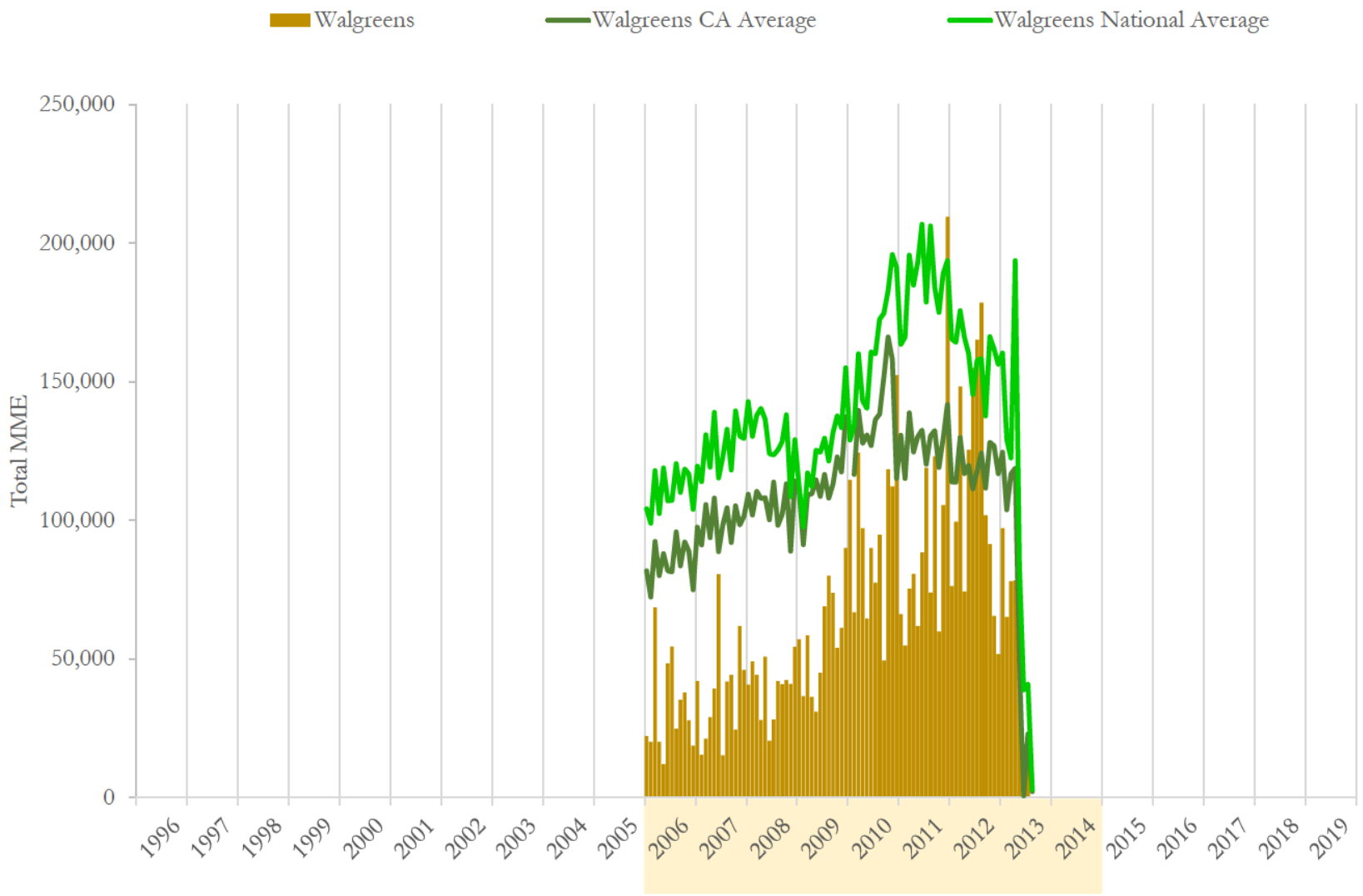

National and state averages reflect oxycodone shipped from Walgreen Co to all active pharmacies each month.
Data source: ARCOS (2006-2014) and Defendant Distribution Data (Walgreens 1/2006 - 3/2014)

Walgreens # 03358 (1/1996 to 12/2017)
DEA: BW4334087
1301 Franklin St
San Francisco, CA 94109

Walgreen Co Oxycodone Shipments to Walgreens # 03358

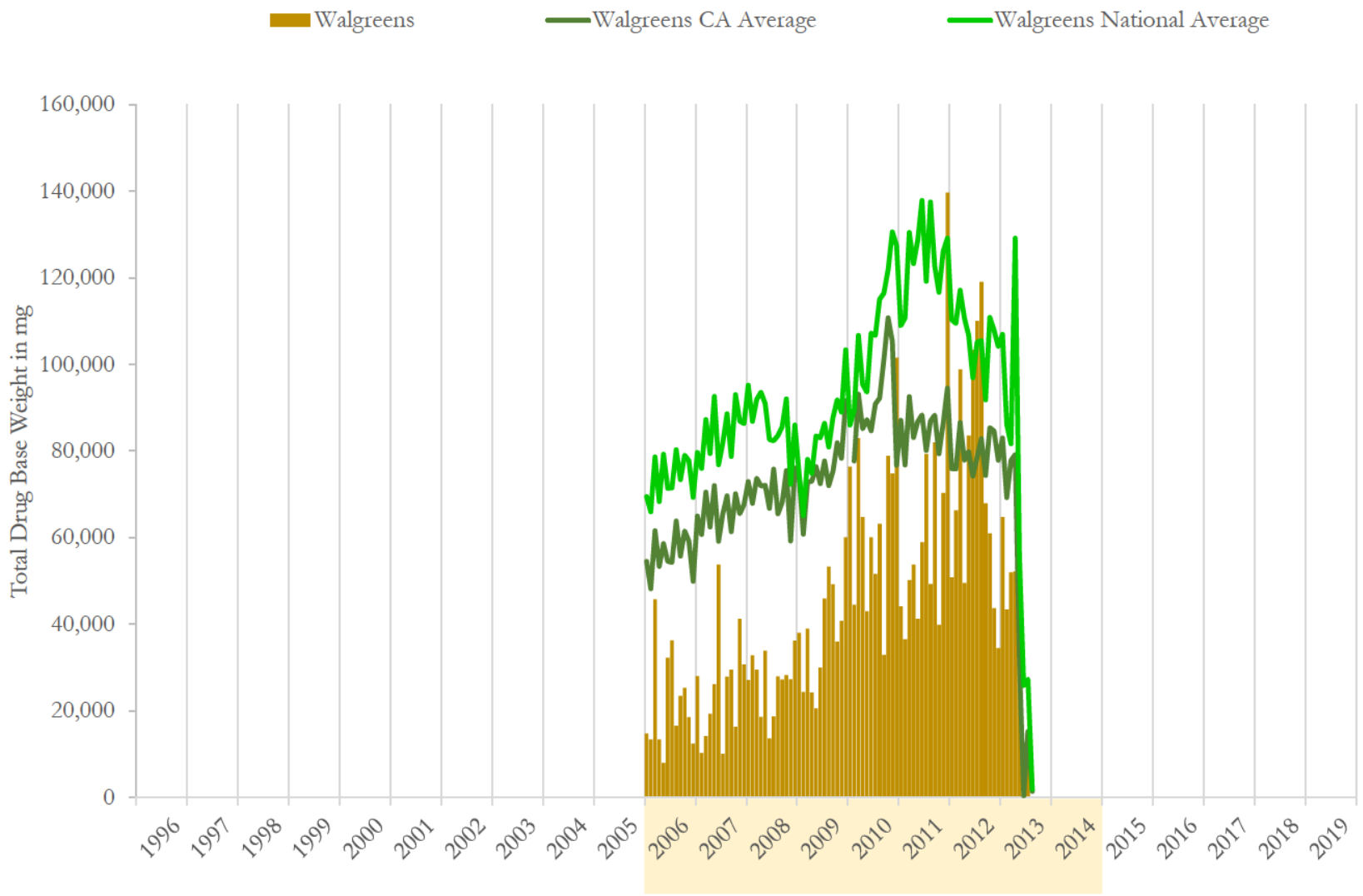

National and state averages reflect oxycodone shipped from Walgreen Co to all active pharmacies each month.
Data source: ARCOS (2006-2014) and Defendant Distribution Data (Walgreens 1/2006 - 3/2014)

Walgreens # 03358 (1/1996 to 12/2017)
DEA: BW4334087
1301 Franklin St
San Francisco, CA 94109

Walgreen Co Oxycodone Shipments to Walgreens # 03358

	Dosage Units		MME		Drug Base Weight in mg	
Date	Walgreens	% Change	Walgreens	% Change	Walgreens	% Change
01/2006	1,600	n/a	22,188	n/a	14,792	n/a
02/2006	2,000	25.0%	20,171	-9.1%	13,447	-9.1%
03/2006	3,600	80.0%	68,582	240.0%	45,721	240.0%
04/2006	1,600	-55.6%	20,171	-70.6%	13,447	-70.6%
05/2006	1,000	-37.5%	12,035	-40.3%	8,023	-40.3%
06/2006	1,900	90.0%	48,411	302.2%	32,274	302.2%
07/2006	2,600	36.8%	54,462	12.5%	36,308	12.5%
08/2006	1,900	-26.9%	24,878	-54.3%	16,585	-54.3%
09/2006	1,800	-5.3%	35,232	41.6%	23,488	41.6%
10/2006	2,200	22.2%	37,989	7.8%	25,326	7.8%
11/2006	1,800	-18.2%	27,903	-26.5%	18,602	-26.5%
12/2006	1,300	-27.8%	18,692	-33.0%	12,461	-33.0%
01/2007	1,900	46.2%	42,023	124.8%	28,016	124.8%
02/2007	1,700	-10.5%	15,465	-63.2%	10,310	-63.2%
03/2007	2,100	23.5%	21,273	37.6%	14,182	37.6%
04/2007	2,700	28.6%	29,053	36.6%	19,369	36.6%
05/2007	3,400	25.9%	39,313	35.3%	26,209	35.3%
06/2007	4,800	41.2%	80,664	105.2%	53,776	105.2%
07/2007	1,700	-64.6%	15,196	-81.2%	10,130	-81.2%
08/2007	2,500	47.1%	41,828	175.3%	27,885	175.3%
09/2007	2,400	-4.0%	44,242	5.8%	29,495	5.8%
10/2007	1,300	-45.8%	24,521	-44.6%	16,348	-44.6%
11/2007	2,900	123.1%	61,885	152.4%	41,257	152.4%
12/2007	2,200	-24.1%	46,064	-25.6%	30,709	-25.6%

Data source: ARCOS (2006-2014) and Defendant Distribution Data (Walgreens 1/2006 - 3/2014)

Walgreens # 03358 (1/1996 to 12/2017)
DEA: BW4334087
1301 Franklin St
San Francisco, CA 94109

Walgreen Co Oxycodone Shipments to Walgreens # 03358

	Dosage Units		MME		Drug Base Weight in mg	
Date	Walgreens	% Change	Walgreens	% Change	Walgreens	% Change
01/2008	2,100	-4.5%	40,705	-11.6%	27,137	-11.6%
02/2008	2,200	4.8%	49,224	20.9%	32,816	20.9%
03/2008	2,600	18.2%	44,269	-10.1%	29,513	-10.1%
04/2008	2,600	0.0%	27,950	-36.9%	18,634	-36.9%
05/2008	3,200	23.1%	50,818	81.8%	33,878	81.8%
06/2008	1,300	-59.4%	20,507	-59.6%	13,671	-59.6%
07/2008	2,100	61.5%	28,172	37.4%	18,782	37.4%
08/2008	2,300	9.5%	41,956	48.9%	27,971	48.9%
09/2008	3,000	30.4%	40,948	-2.4%	27,298	-2.4%
10/2008	3,000	0.0%	42,360	3.4%	28,240	3.4%
11/2008	2,700	-10.0%	41,015	-3.2%	27,343	-3.2%
12/2008	2,800	3.7%	54,395	32.6%	36,263	32.6%
01/2009	3,300	17.9%	57,085	4.9%	38,056	4.9%
02/2009	2,100	-36.4%	36,644	-35.8%	24,430	-35.8%
03/2009	2,300	9.5%	58,497	59.6%	38,998	59.6%
04/2009	3,000	30.4%	36,308	-37.9%	24,206	-37.9%
05/2009	2,000	-33.3%	30,929	-14.8%	20,620	-14.8%
06/2009	2,600	30.0%	45,049	45.7%	30,033	45.7%
07/2009	2,900	11.5%	68,918	53.0%	45,946	53.0%
08/2009	3,700	27.6%	80,013	16.1%	53,342	16.1%
09/2009	3,700	0.0%	73,827	-7.7%	49,218	-7.7%
10/2009	3,100	-16.2%	54,059	-26.8%	36,039	-26.8%
11/2009	2,600	-16.1%	61,186	13.2%	40,791	13.2%
12/2009	3,100	19.2%	90,098	47.3%	60,066	47.3%

Data source: ARCOS (2006-2014) and Defendant Distribution Data (Walgreens 1/2006 - 3/2014)

Walgreen Co Oxycodone Shipments to Walgreens # 03358

	Dosage Units		MME		Drug Base Weight in mg	
Date	Walgreens	% Change	Walgreens	% Change	Walgreens	% Change
01/2010	4,200	35.5%	114,573	27.2%	76,382	27.2%
02/2010	2,800	-33.3%	66,834	-41.7%	44,556	-41.7%
03/2010	3,500	25.0%	124,389	86.1%	82,926	86.1%
04/2010	5,000	42.9%	97,158	-21.9%	64,772	-21.9%
05/2010	2,400	-52.0%	64,548	-33.6%	43,032	-33.6%
06/2010	3,100	29.2%	90,098	39.6%	60,066	39.6%
07/2010	4,100	32.3%	77,525	-14.0%	51,683	-14.0%
08/2010	4,300	4.9%	94,805	22.3%	63,203	22.3%
09/2010	3,800	-11.6%	49,420	-47.9%	32,946	-47.9%
10/2010	4,600	21.1%	118,338	139.5%	78,892	139.5%
11/2010	4,800	4.3%	112,287	-5.1%	74,858	-5.1%
12/2010	5,300	10.4%	152,293	35.6%	101,529	35.6%
01/2011	3,700	-30.2%	66,162	-56.6%	44,108	-56.6%
02/2011	4,800	29.7%	54,799	-17.2%	36,532	-17.2%
03/2011	4,200	-12.5%	75,306	37.4%	50,204	37.4%
04/2011	4,400	4.8%	80,685	7.1%	53,790	7.1%
05/2011	3,800	-13.6%	61,859	-23.3%	41,239	-23.3%
06/2011	4,500	18.4%	88,417	42.9%	58,945	42.9%
07/2011	6,400	42.2%	119,010	34.6%	79,340	34.6%
08/2011	3,400	-46.9%	73,961	-37.9%	49,308	-37.9%
09/2011	6,700	97.1%	123,045	66.4%	82,030	66.4%
10/2011	3,300	-50.7%	59,841	-51.4%	39,894	-51.4%
11/2011	5,200	57.6%	105,563	76.4%	70,375	76.4%
12/2011	8,400	61.5%	209,445	98.4%	139,630	98.4%

Data source: ARCOS (2006-2014) and Defendant Distribution Data (Walgreens 1/2006 - 3/2014)

Walgreen Co Oxycodone Shipments to Walgreens # 03358

	Dosage Units		MME		Drug Base Weight in mg	
Date	Walgreens	% Change	Walgreens	% Change	Walgreens	% Change
01/2012	4,700	-44.0%	76,315	-63.6%	50,876	-63.6%
02/2012	5,200	10.6%	99,512	30.4%	66,341	30.4%
03/2012	5,400	3.8%	148,259	49.0%	98,839	49.0%
04/2012	3,400	-37.0%	74,297	-49.9%	49,532	-49.9%
05/2012	4,600	35.3%	125,398	68.8%	83,599	68.8%
06/2012	4,700	2.2%	154,982	23.6%	103,322	23.6%
07/2012	5,500	17.0%	165,068	6.5%	110,045	6.5%
08/2012	6,400	16.4%	178,516	8.1%	119,010	8.1%
09/2012	4,100	-35.9%	101,865	-42.9%	67,910	-42.9%
10/2012	4,100	0.0%	91,443	-10.2%	60,962	-10.2%
11/2012	3,900	-4.9%	65,557	-28.3%	43,704	-28.3%
12/2012	3,000	-23.1%	51,773	-21.0%	34,515	-21.0%
01/2013	3,800	26.7%	97,158	87.7%	64,772	87.7%
02/2013	4,700	23.7%	65,198	-32.9%	43,466	-32.9%
03/2013	4,400	-6.4%	77,996	19.6%	51,997	19.6%
04/2013	4,600	4.5%	78,332	0.4%	52,221	0.4%
05/2013	3,600	-21.7%	76,987	-1.7%	51,325	-1.7%
06/2013	0	-100.0%	0	-100.0%	0	-100.0%
07/2013	1,400	n/a	14,792	n/a	9,862	n/a
08/2013	0	-100.0%	0	-100.0%	0	-100.0%
09/2013	0	n/a	0	n/a	0	n/a
10/2013	0	n/a	0	n/a	0	n/a
11/2013	0	n/a	0	n/a	0	n/a
12/2013	0	n/a	0	n/a	0	n/a

Data source: ARCOS (2006-2014) and Defendant Distribution Data (Walgreens 1/2006 - 3/2014)

Walgreens # 03358 (1/1996 to 12/2017)
DEA: BW4334087
1301 Franklin St
San Francisco, CA 94109

Walgreen Co Oxycodone Shipments to Walgreens # 03358

	Dosage Units		MME		Drug Base Weight in mg	
Date	Walgreens	% Change	Walgreens	% Change	Walgreens	% Change
1996	0		0		0	
1997	0	n/a	0	n/a	0	n/a
1998	0	n/a	0	n/a	0	n/a
1999	0	n/a	0	n/a	0	n/a
2000	0	n/a	0	n/a	0	n/a
2001	0	n/a	0	n/a	0	n/a
2002	0	n/a	0	n/a	0	n/a
2003	0	n/a	0	n/a	0	n/a
2004	0	n/a	0	n/a	0	n/a
2005	0	n/a	0	n/a	0	n/a
2006	23,300	n/a	390,713	n/a	260,476	n/a
2007	29,600	27.0%	461,528	18.1%	307,685	18.1%
2008	29,900	1.0%	482,320	4.5%	321,546	4.5%
2009	34,400	15.1%	692,613	43.6%	461,742	43.6%
2010	47,900	39.2%	1,162,267	67.8%	774,845	67.8%
2011	58,800	22.8%	1,118,092	-3.8%	745,395	-3.8%
2012	55,000	-6.5%	1,332,983	19.2%	888,656	19.2%
2013	22,500	-59.1%	410,463	-69.2%	273,642	-69.2%
2014	0	-100.0%	0	-100.0%	0	-100.0%
2015	0	n/a	0	n/a	0	n/a
2016	0	n/a	0	n/a	0	n/a
2017	0	n/a	0	n/a	0	n/a
2018	0	n/a	0	n/a	0	n/a
2019	0	n/a	0	n/a	0	n/a
Total	**301,400**		**6,050,980**		**4,033,987**	

Data source: ARCOS (2006-2014) and Defendant Distribution Data (Walgreens 1/2006 - 3/2014)

Walgreens # 03358 (1/1996 to 12/2017)
DEA: BW4334087
1301 Franklin St
San Francisco, CA 94109

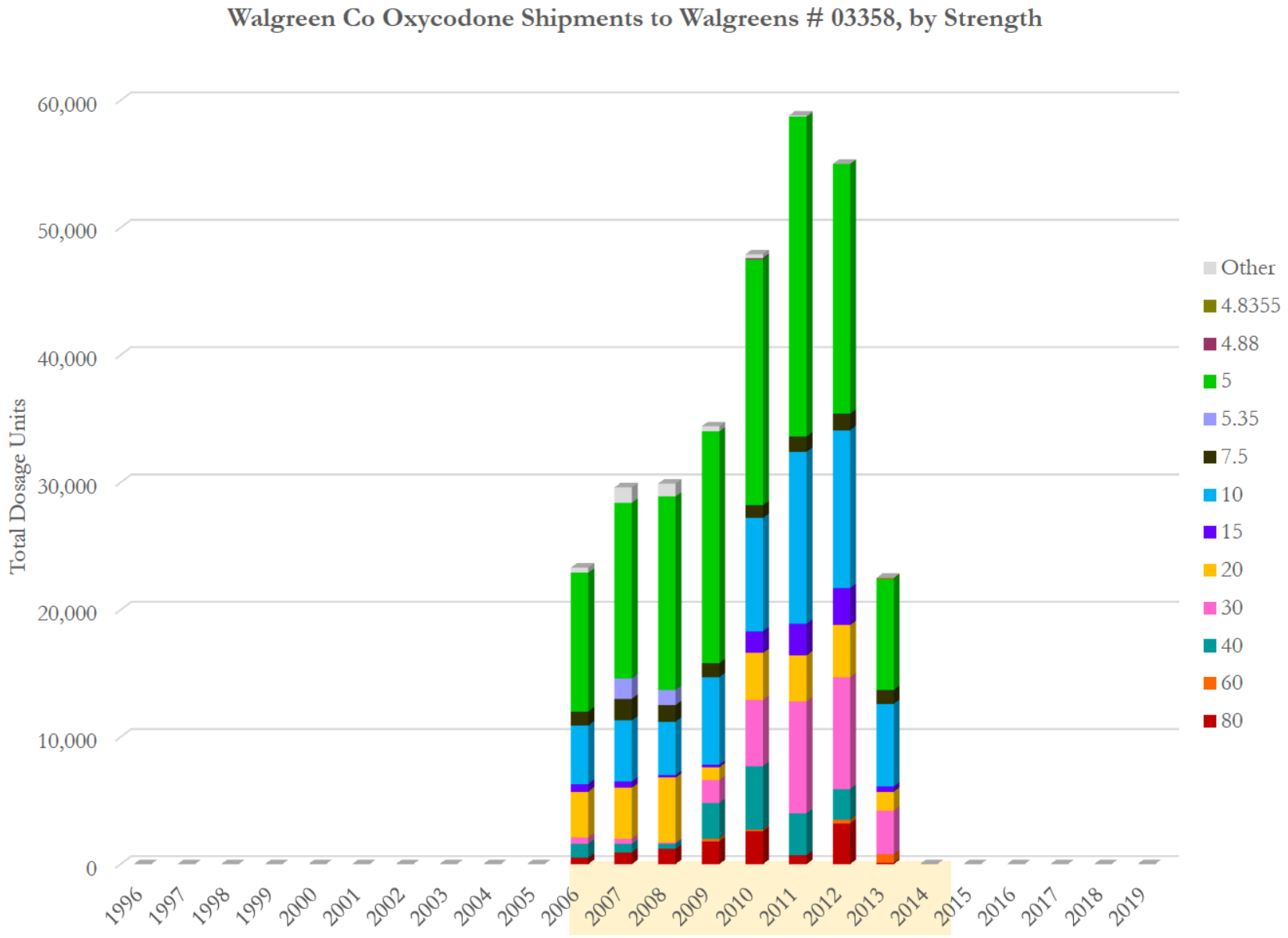

Data source: ARCOS (2006-2014) and Defendant Distribution Data (Walgreens 1/2006 - 3/2014)

Walgreens # 03358 (1/1996 to 12/2017)
DEA: BW4334087
1301 Franklin St
San Francisco, CA 94109

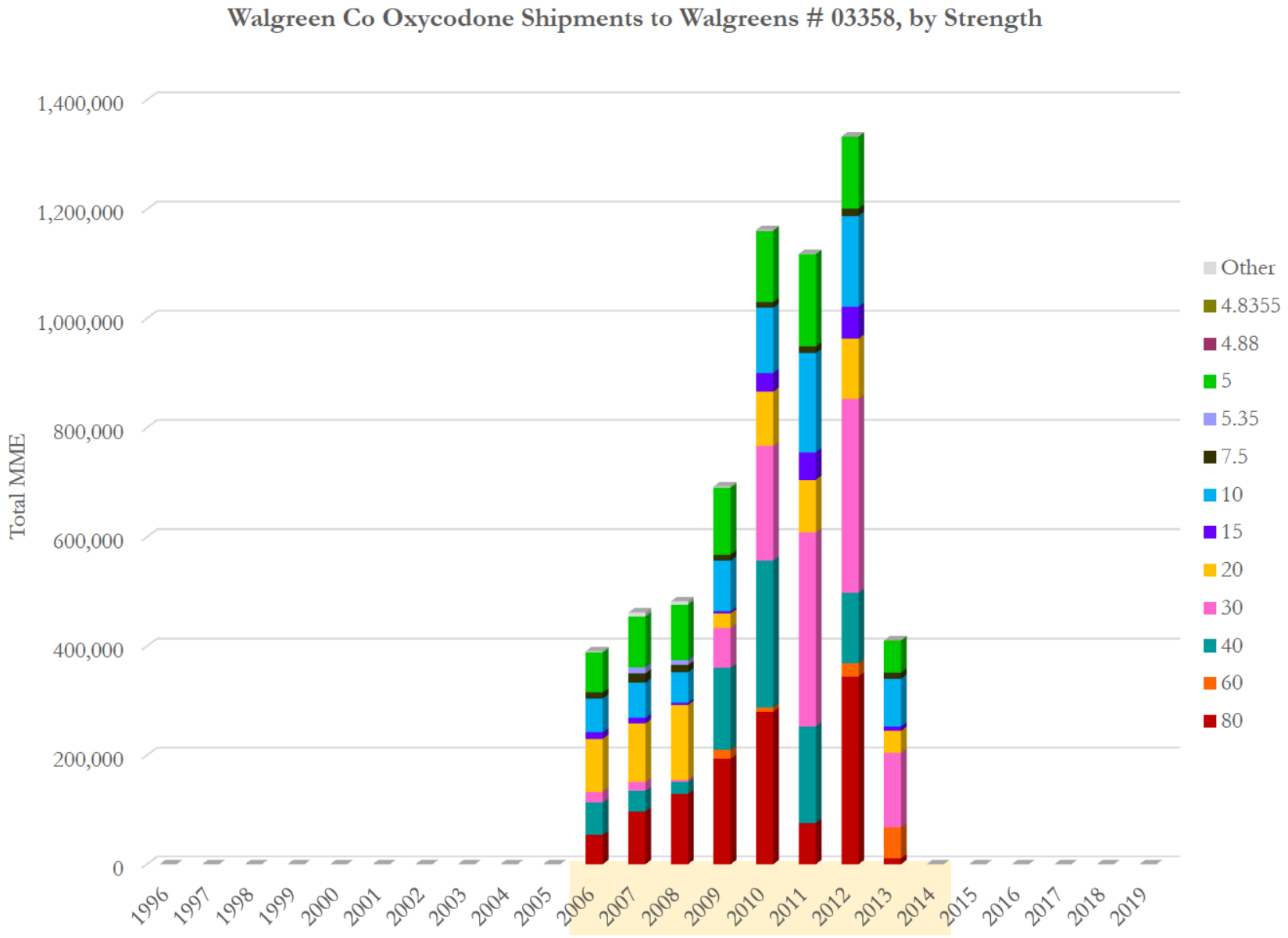

Data source: ARCOS (2006-2014) and Defendant Distribution Data (Walgreens 1/2006 - 3/2014)

Walgreens # 03358 (1/1996 to 12/2017)
DEA: BW4334087
1301 Franklin St
San Francisco, CA 94109

Walgreen Co Oxycodone Shipments to Walgreens # 03358, by Strength

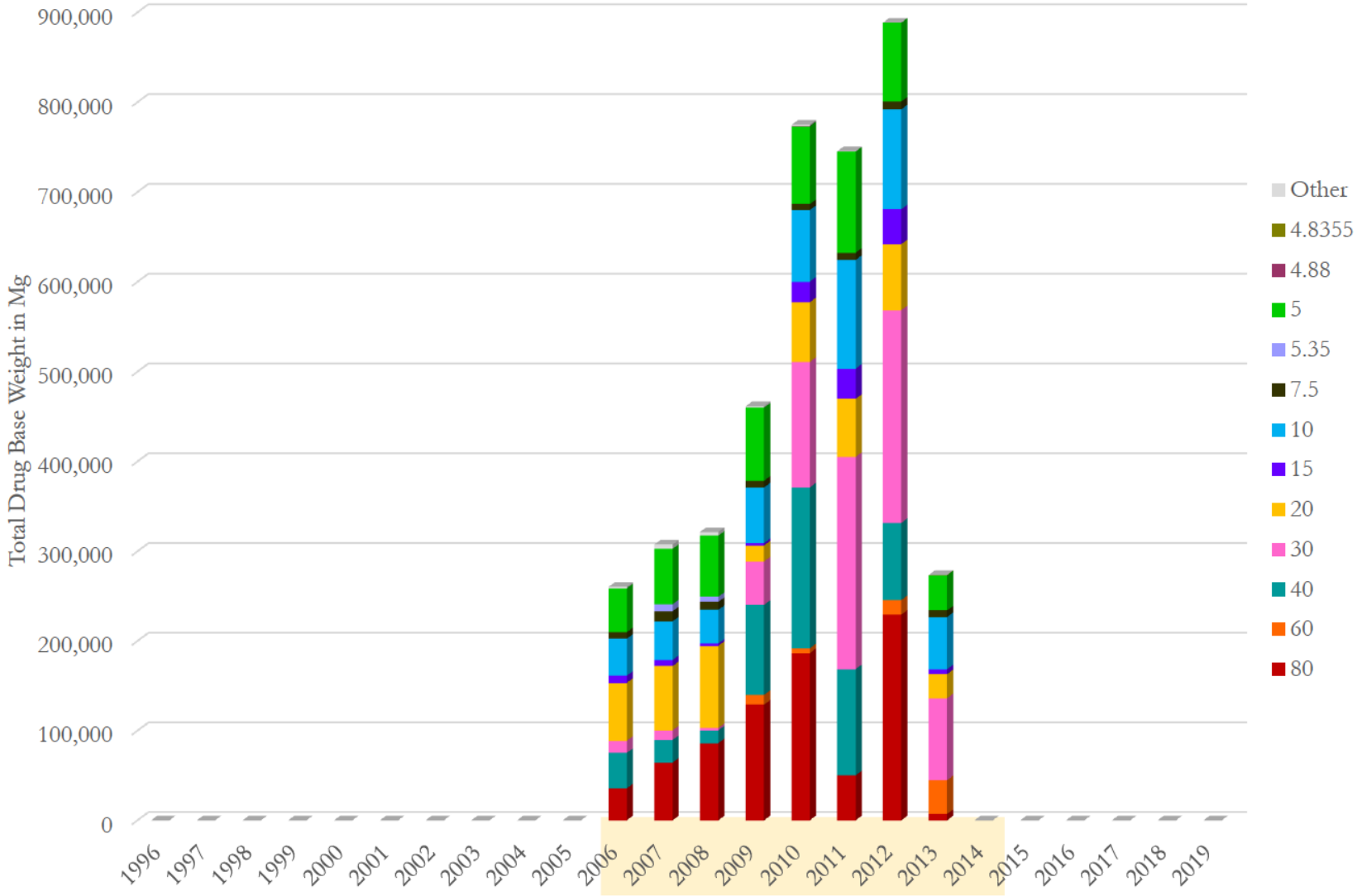

Data source: ARCOS (2006-2014) and Defendant Distribution Data (Walgreens 1/2006 - 3/2014)

Walgreens # 03358 (1/1996 to 12/2017)
DEA: BW4334087
1301 Franklin St
San Francisco, CA 94109

Walgreen Co Oxycodone Shipments to Walgreens # 03358, by Strength
(Total Dosage Units)

Strength Year\	80	60	40	30	20	15	10	7.5	5.35	5	4.88	4.8355	Other	Total	Avg. Str
1996	0	0	0	0	0	0	0	0	0	0	0	0	0	**0**	
1997	0	0	0	0	0	0	0	0	0	0	0	0	0	**0**	
1998	0	0	0	0	0	0	0	0	0	0	0	0	0	**0**	
1999	0	0	0	0	0	0	0	0	0	0	0	0	0	**0**	
2000	0	0	0	0	0	0	0	0	0	0	0	0	0	**0**	
2001	0	0	0	0	0	0	0	0	0	0	0	0	0	**0**	
2002	0	0	0	0	0	0	0	0	0	0	0	0	0	**0**	
2003	0	0	0	0	0	0	0	0	0	0	0	0	0	**0**	
2004	0	0	0	0	0	0	0	0	0	0	0	0	0	**0**	
2005	0	0	0	0	0	0	0	0	0	0	0	0	0	**0**	
2006	500	0	1,100	500	3,600	600	4,600	1,100	0	10,900	0	0	400	**23,300**	12 61
2007	900	0	700	400	4,000	500	4,800	1,700	1,600	13,800	0	0	1,200	**29,600**	11 89
2008	1,200	0	400	100	5,100	200	4,200	1,300	1,200	15,200	0	0	1,000	**29,900**	12 26
2009	1,800	200	2,800	1,800	1,000	200	6,900	1,100	0	18,200	0	0	400	**34,400**	15 10
2010	2,600	100	5,000	5,200	3,700	1,700	8,900	1,000	0	19,300	100	0	300	**47,900**	18 13
2011	700	0	3,300	8,800	3,600	2,500	13,500	1,200	0	25,100	0	0	100	**58,800**	14 16
2012	3,200	300	2,400	8,800	4,100	2,900	12,400	1,300	0	19,600	0	0	0	**55,000**	18 02
2013	100	700	0	3,400	1,500	400	6,500	1,100	0	8,700	0	100	0	**22,500**	13 57
2014	0	0	0	0	0	0	0	0	0	0	0	0	0	**0**	
2015	0	0	0	0	0	0	0	0	0	0	0	0	0	**0**	
2016	0	0	0	0	0	0	0	0	0	0	0	0	0	**0**	
2017	0	0	0	0	0	0	0	0	0	0	0	0	0	**0**	
2018	0	0	0	0	0	0	0	0	0	0	0	0	0	**0**	
2019	0	0	0	0	0	0	0	0	0	0	0	0	0	**0**	
Total	**11,000**	**1,300**	**15,700**	**29,000**	**26,600**	**9,000**	**61,800**	**9,800**	**2,800**	**130,800**	**100**	**100**	**3,400**	**301,400**	15 05

Data source: ARCOS (2006-2014) and Defendant Distribution Data (Walgreens 1/2006 - 3/2014)

Walgreens # 03358 (1/1996 to 12/2017)
DEA: BW4334087
1301 Franklin St
San Francisco, CA 94109

Walgreen Co Oxycodone Shipments to Walgreens # 03358, by Strength
(Total MME)

Strength Year\	80	60	40	30	20	15	10	7.5	5.35	5	4.88	4.8355	Other	Total	Avg. Str
1996	0	0	0	0	0	0	0	0	0	0	0	0	0	**0**	
1997	0	0	0	0	0	0	0	0	0	0	0	0	0	**0**	
1998	0	0	0	0	0	0	0	0	0	0	0	0	0	**0**	
1999	0	0	0	0	0	0	0	0	0	0	0	0	0	**0**	
2000	0	0	0	0	0	0	0	0	0	0	0	0	0	**0**	
2001	0	0	0	0	0	0	0	0	0	0	0	0	0	**0**	
2002	0	0	0	0	0	0	0	0	0	0	0	0	0	**0**	
2003	0	0	0	0	0	0	0	0	0	0	0	0	0	**0**	
2004	0	0	0	0	0	0	0	0	0	0	0	0	0	**0**	
2005	0	0	0	0	0	0	0	0	0	0	0	0	0	**0**	
2006	53,790	0	59,169	20,171	96,822	12,103	61,859	11,094	0	73,285	0	0	2,421	**390,713**	12 61
2007	96,822	0	37,653	16,137	107,580	10,086	64,548	17,146	11,510	92,785	0	0	7,262	**461,528**	11 89
2008	129,096	0	21,516	4,034	137,165	4,034	56,480	13,111	8,632	102,200	0	0	6,051	**482,320**	12 26
2009	193,644	16,137	150,612	72,617	26,895	4,034	92,788	11,094	0	122,372	0	0	2,421	**692,613**	15 10
2010	279,708	8,069	268,950	209,781	99,512	34,291	119,683	10,086	0	129,768	605	0	1,815	**1,162,267**	18 13
2011	75,306	0	177,507	355,014	96,822	50,428	181,541	12,103	0	168,766	0	0	605	**1,118,092**	14 16
2012	344,256	24,206	129,096	355,014	110,270	58,497	166,749	13,111	0	131,786	0	0	0	**1,332,983**	18 02
2013	10,758	56,480	0	137,165	40,343	8,069	87,409	11,094	0	58,497	0	650	0	**410,463**	13 57
2014	0	0	0	0	0	0	0	0	0	0	0	0	0	**0**	
2015	0	0	0	0	0	0	0	0	0	0	0	0	0	**0**	
2016	0	0	0	0	0	0	0	0	0	0	0	0	0	**0**	
2017	0	0	0	0	0	0	0	0	0	0	0	0	0	**0**	
2018	0	0	0	0	0	0	0	0	0	0	0	0	0	**0**	
2019	0	0	0	0	0	0	0	0	0	0	0	0	0	**0**	
Total	**1,183,380**	**104,891**	**844,503**	**1,169,933**	**715,407**	**181,541**	**831,056**	**98,839**	**20,142**	**879,459**	**605**	**650**	**20,575**	**6,050,980**	15 05

Data source: ARCOS (2006-2014) and Defendant Distribution Data (Walgreens 1/2006 - 3/2014)

Walgreens # 03358 (1/1996 to 12/2017)
DEA: BW4334087
1301 Franklin St
San Francisco, CA 94109

Walgreen Co Oxycodone Shipments to Walgreens # 03358, by Strength
(Total Drug Base Weight in Milligram)

Strength Year\	80	60	40	30	20	15	10	7.5	5.35	5	4.88	4.8355	Other	Total	Avg. Str
1996	0	0	0	0	0	0	0	0	0	0	0	0	0	**0**	
1997	0	0	0	0	0	0	0	0	0	0	0	0	0	**0**	
1998	0	0	0	0	0	0	0	0	0	0	0	0	0	**0**	
1999	0	0	0	0	0	0	0	0	0	0	0	0	0	**0**	
2000	0	0	0	0	0	0	0	0	0	0	0	0	0	**0**	
2001	0	0	0	0	0	0	0	0	0	0	0	0	0	**0**	
2002	0	0	0	0	0	0	0	0	0	0	0	0	0	**0**	
2003	0	0	0	0	0	0	0	0	0	0	0	0	0	**0**	
2004	0	0	0	0	0	0	0	0	0	0	0	0	0	**0**	
2005	0	0	0	0	0	0	0	0	0	0	0	0	0	**0**	
2006	35,860	0	39,446	13,448	64,548	8,069	41,239	7,396	0	48,857	0	0	1,614	**260,476**	12 61
2007	64,548	0	25,102	10,758	71,720	6,724	43,032	11,430	7,673	61,857	0	0	4,841	**307,685**	11 89
2008	86,064	0	14,344	2,690	91,443	2,690	37,653	8,741	5,755	68,133	0	0	4,034	**321,546**	12 26
2009	129,096	10,758	100,408	48,411	17,930	2,690	61,859	7,396	0	81,582	0	0	1,614	**461,742**	15 10
2010	186,472	5,379	179,300	139,854	66,341	22,861	79,789	6,724	0	86,512	403	0	1,210	**774,845**	18 13
2011	50,204	0	118,338	236,676	64,548	33,619	121,028	8,069	0	112,511	0	0	403	**745,395**	14 16
2012	229,504	16,137	86,064	236,676	73,513	38,998	111,166	8,741	0	87,857	0	0	0	**888,656**	18 02
2013	7,172	37,653	0	91,443	26,895	5,379	58,273	7,396	0	38,998	0	434	0	**273,642**	13 57
2014	0	0	0	0	0	0	0	0	0	0	0	0	0	**0**	
2015	0	0	0	0	0	0	0	0	0	0	0	0	0	**0**	
2016	0	0	0	0	0	0	0	0	0	0	0	0	0	**0**	
2017	0	0	0	0	0	0	0	0	0	0	0	0	0	**0**	
2018	0	0	0	0	0	0	0	0	0	0	0	0	0	**0**	
2019	0	0	0	0	0	0	0	0	0	0	0	0	0	**0**	
Total	**788,920**	**69,927**	**563,002**	**779,955**	**476,938**	**121,028**	**554,037**	**65,893**	**13,428**	**586,306**	**403**	**434**	**13,716**	**4,033,987**	15 05

Data source: ARCOS (2006-2014) and Defendant Distribution Data (Walgreens 1/2006 - 3/2014)

Walgreens # 03358 (1/1996 to 12/2017)
DEA: BW4334087
1301 Franklin St
San Francisco, CA 94109

Anda, Inc Hydrocodone Shipments to Walgreens # 03358

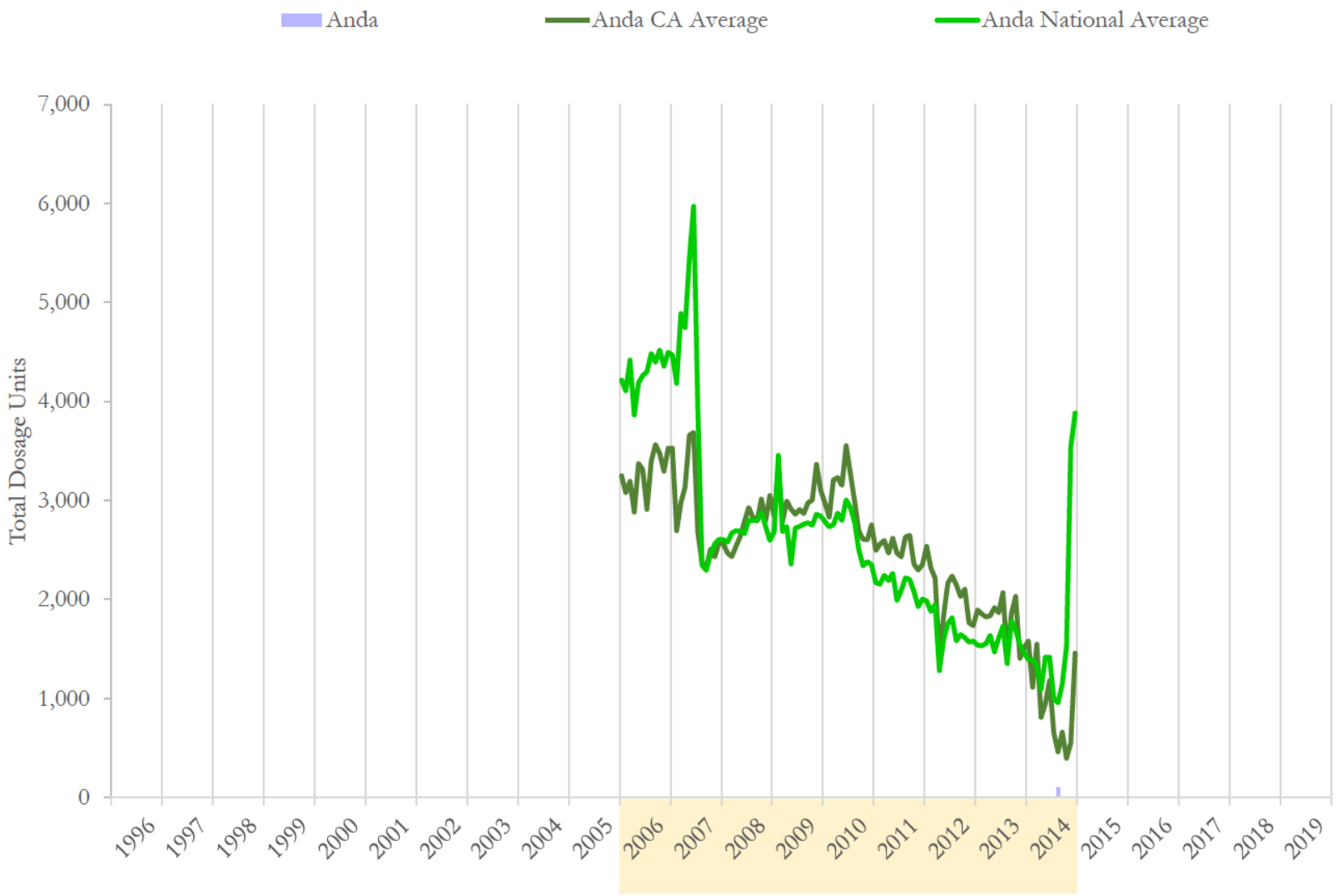

National and state averages reflect hydrocodone shipped from Anda, Inc to all active pharmacies each month.
Data source: ARCOS (2006-2014) and Defendant Distribution Data (Anda 12/1996 - 1/2015)

Walgreens # 03358 (1/1996 to 12/2017)
DEA: BW4334087
1301 Franklin St
San Francisco, CA 94109

Anda, Inc Hydrocodone Shipments to Walgreens # 03358

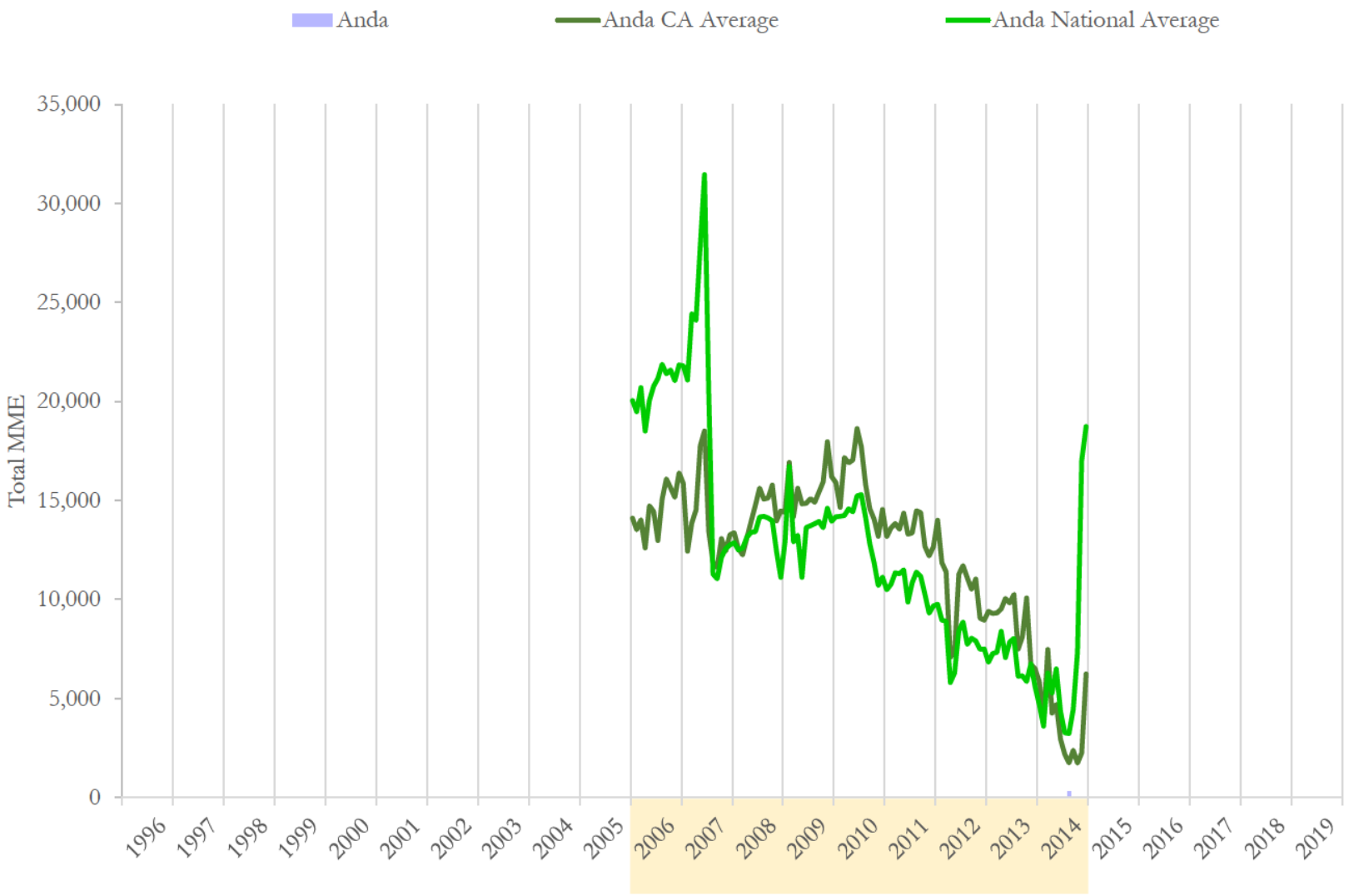

National and state averages reflect hydrocodone shipped from Anda, Inc to all active pharmacies each month.
Data source: ARCOS (2006-2014) and Defendant Distribution Data (Anda 12/1996 - 1/2015)

Walgreens # 03358 (1/1996 to 12/2017)
DEA: BW4334087
1301 Franklin St
San Francisco, CA 94109

Anda, Inc Hydrocodone Shipments to Walgreens # 03358

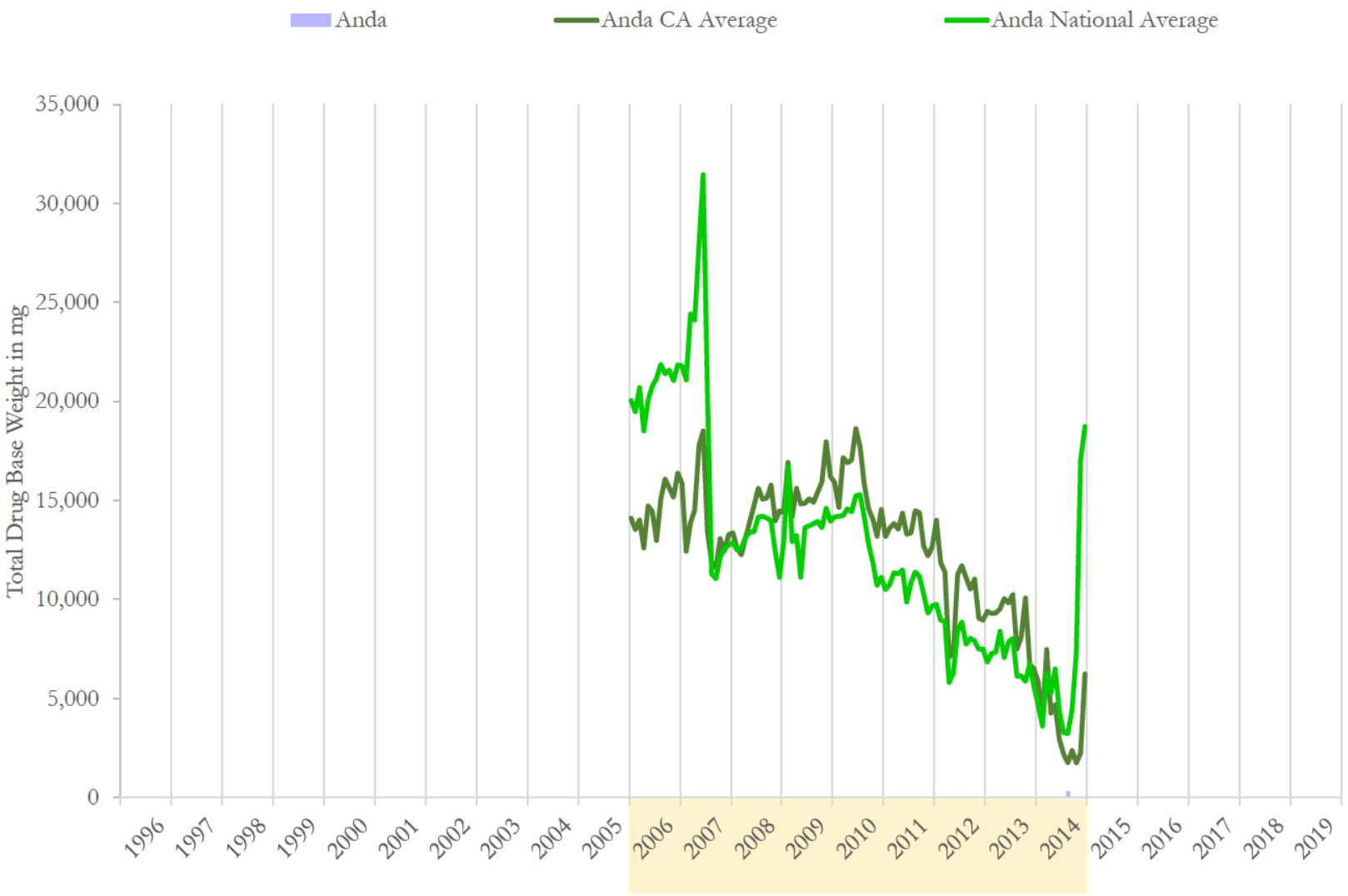

National and state averages reflect hydrocodone shipped from Anda, Inc to all active pharmacies each month.
Data source: ARCOS (2006-2014) and Defendant Distribution Data (Anda 12/1996 - 1/2015)

Anda, Inc Hydrocodone Shipments to Walgreens # 03358

	Dosage Units		MME		Drug Base Weight in mg	
Date	Anda	% Change	Anda	% Change	Anda	% Change
01/2014	0	n/a	0	n/a	0	n/a
02/2014	0	n/a	0	n/a	0	n/a
03/2014	0	n/a	0	n/a	0	n/a
04/2014	0	n/a	0	n/a	0	n/a
05/2014	0	n/a	0	n/a	0	n/a
06/2014	0	n/a	0	n/a	0	n/a
07/2014	0	n/a	0	n/a	0	n/a
08/2014	100	n/a	303	n/a	303	n/a
09/2014	0	-100.0%	0	-100.0%	0	-100.0%
10/2014	0	n/a	0	n/a	0	n/a
11/2014	0	n/a	0	n/a	0	n/a
12/2014	0	n/a	0	n/a	0	n/a
01/2015	0	n/a	0	n/a	0	n/a
02/2015	0	n/a	0	n/a	0	n/a
03/2015	0	n/a	0	n/a	0	n/a
04/2015	0	n/a	0	n/a	0	n/a
05/2015	0	n/a	0	n/a	0	n/a
06/2015	0	n/a	0	n/a	0	n/a
07/2015	0	n/a	0	n/a	0	n/a
08/2015	0	n/a	0	n/a	0	n/a
09/2015	0	n/a	0	n/a	0	n/a
10/2015	0	n/a	0	n/a	0	n/a
11/2015	0	n/a	0	n/a	0	n/a
12/2015	0	n/a	0	n/a	0	n/a

Data source: ARCOS (2006-2014) and Defendant Distribution Data (Anda 12/1996 - 1/2015)

Walgreens # 03358 (1/1996 to 12/2017)
DEA: BW4334087
1301 Franklin St
San Francisco, CA 94109

Anda, Inc Hydrocodone Shipments to Walgreens # 03358

	Dosage Units		MME		Drug Base Weight in mg	
Date	**Anda**	**% Change**	**Anda**	**% Change**	**Anda**	**% Change**
1996	0		0		0	
1997	0	n/a	0	n/a	0	n/a
1998	0	n/a	0	n/a	0	n/a
1999	0	n/a	0	n/a	0	n/a
2000	0	n/a	0	n/a	0	n/a
2001	0	n/a	0	n/a	0	n/a
2002	0	n/a	0	n/a	0	n/a
2003	0	n/a	0	n/a	0	n/a
2004	0	n/a	0	n/a	0	n/a
2005	0	n/a	0	n/a	0	n/a
2006	0	n/a	0	n/a	0	n/a
2007	0	n/a	0	n/a	0	n/a
2008	0	n/a	0	n/a	0	n/a
2009	0	n/a	0	n/a	0	n/a
2010	0	n/a	0	n/a	0	n/a
2011	0	n/a	0	n/a	0	n/a
2012	0	n/a	0	n/a	0	n/a
2013	0	n/a	0	n/a	0	n/a
2014	100	n/a	303	n/a	303	n/a
2015	0	-100.0%	0	-100.0%	0	-100.0%
2016	0	n/a	0	n/a	0	n/a
2017	0	n/a	0	n/a	0	n/a
2018	0	n/a	0	n/a	0	n/a
2019	0	n/a	0	n/a	0	n/a
Total	**100**		**303**		**303**	

Data source: ARCOS (2006-2014) and Defendant Distribution Data (Anda 12/1996 - 1/2015)

Walgreens # 03358 (1/1996 to 12/2017)
DEA: BW4334087
1301 Franklin St
San Francisco, CA 94109

Anda, Inc Hydrocodone Shipments to Walgreens # 03358, by Strength

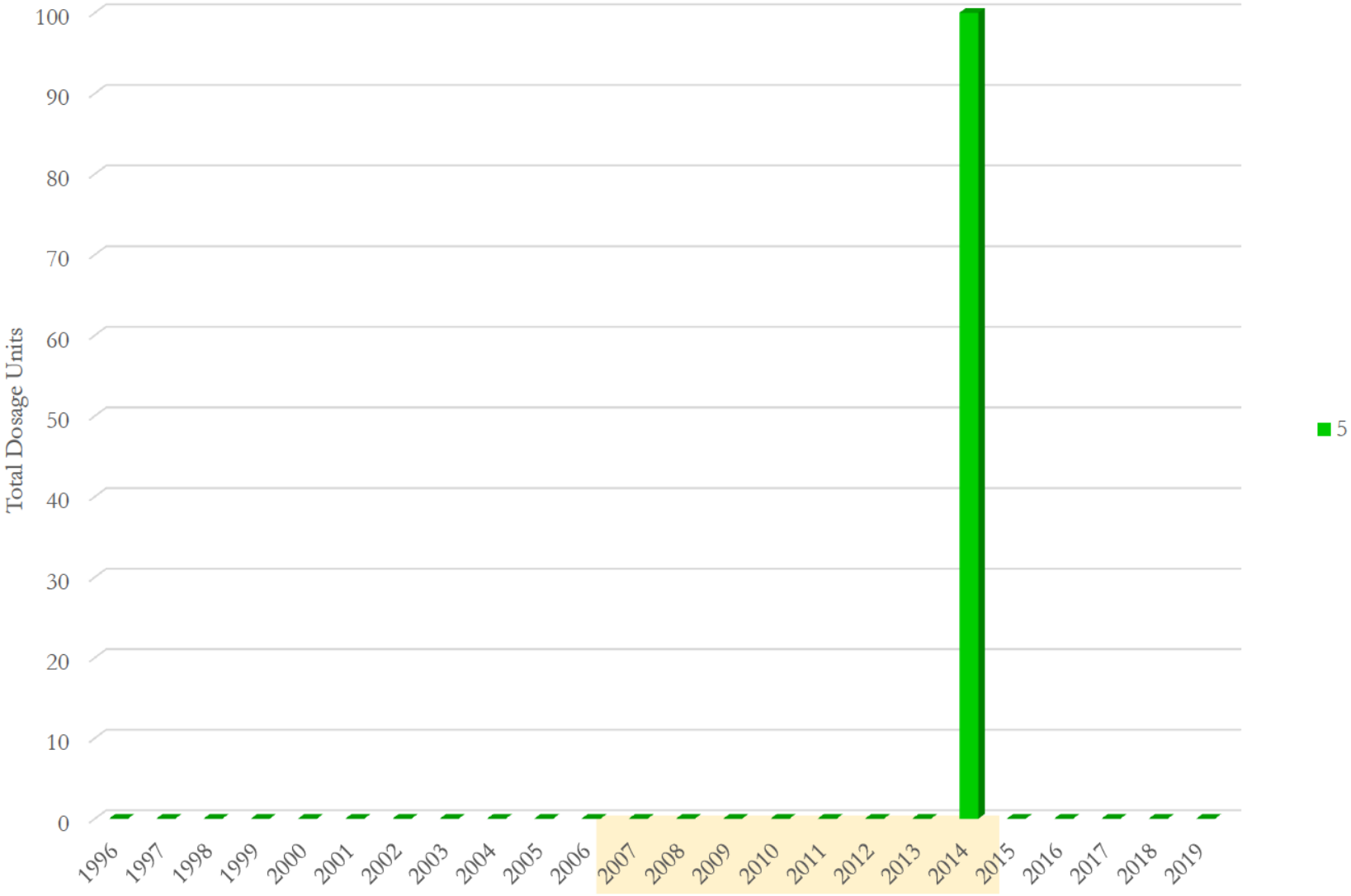

Data source: ARCOS (2006-2014) and Defendant Distribution Data (Anda 12/1996 - 1/2015)

Walgreens # 03358 (1/1996 to 12/2017)
DEA: BW4334087
1301 Franklin St
San Francisco, CA 94109

Anda, Inc Hydrocodone Shipments to Walgreens # 03358, by Strength

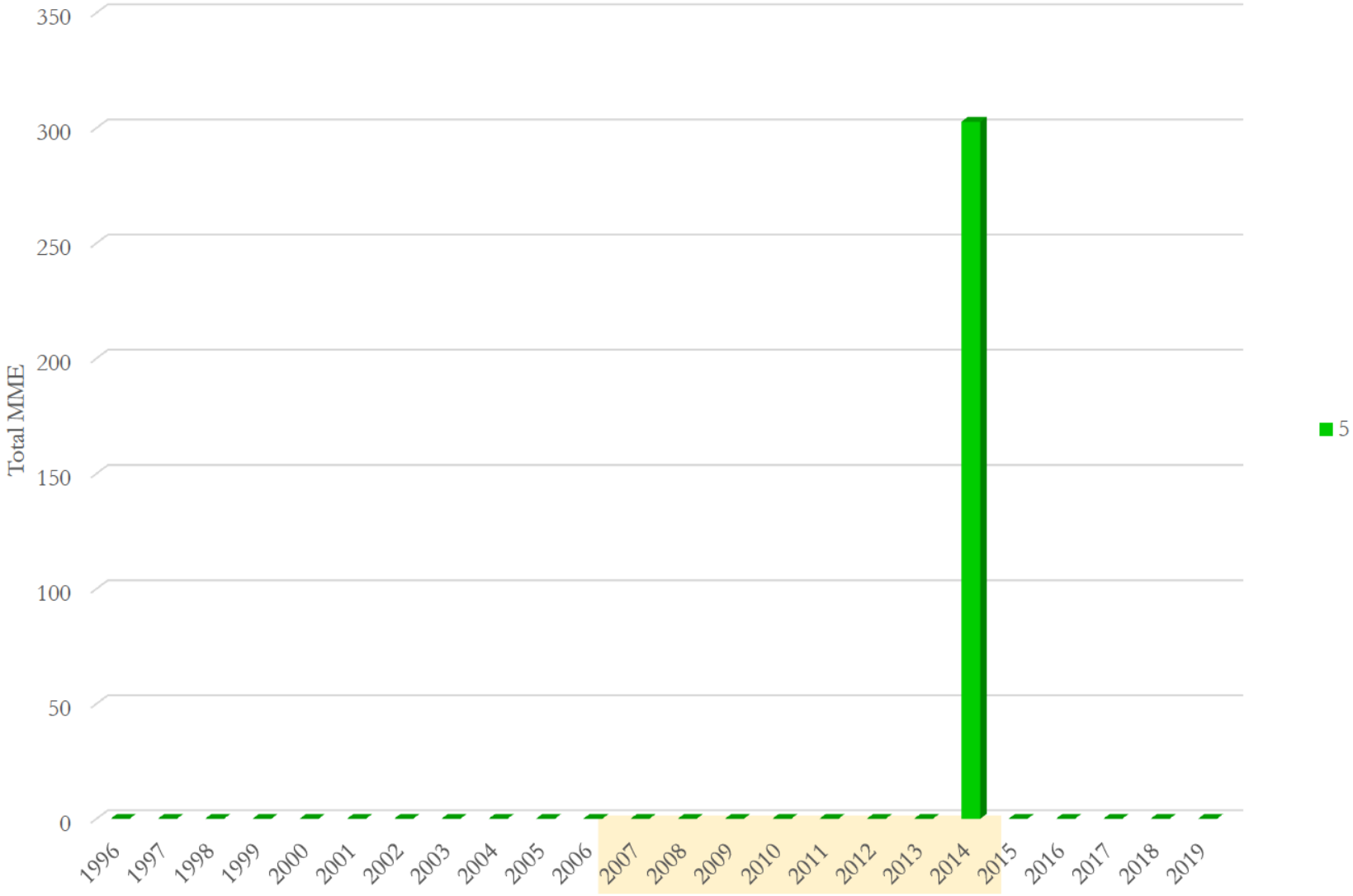

Data source: ARCOS (2006-2014) and Defendant Distribution Data (Anda 12/1996 - 1/2015)

Walgreens # 03358 (1/1996 to 12/2017)
DEA: BW4334087
1301 Franklin St
San Francisco, CA 94109

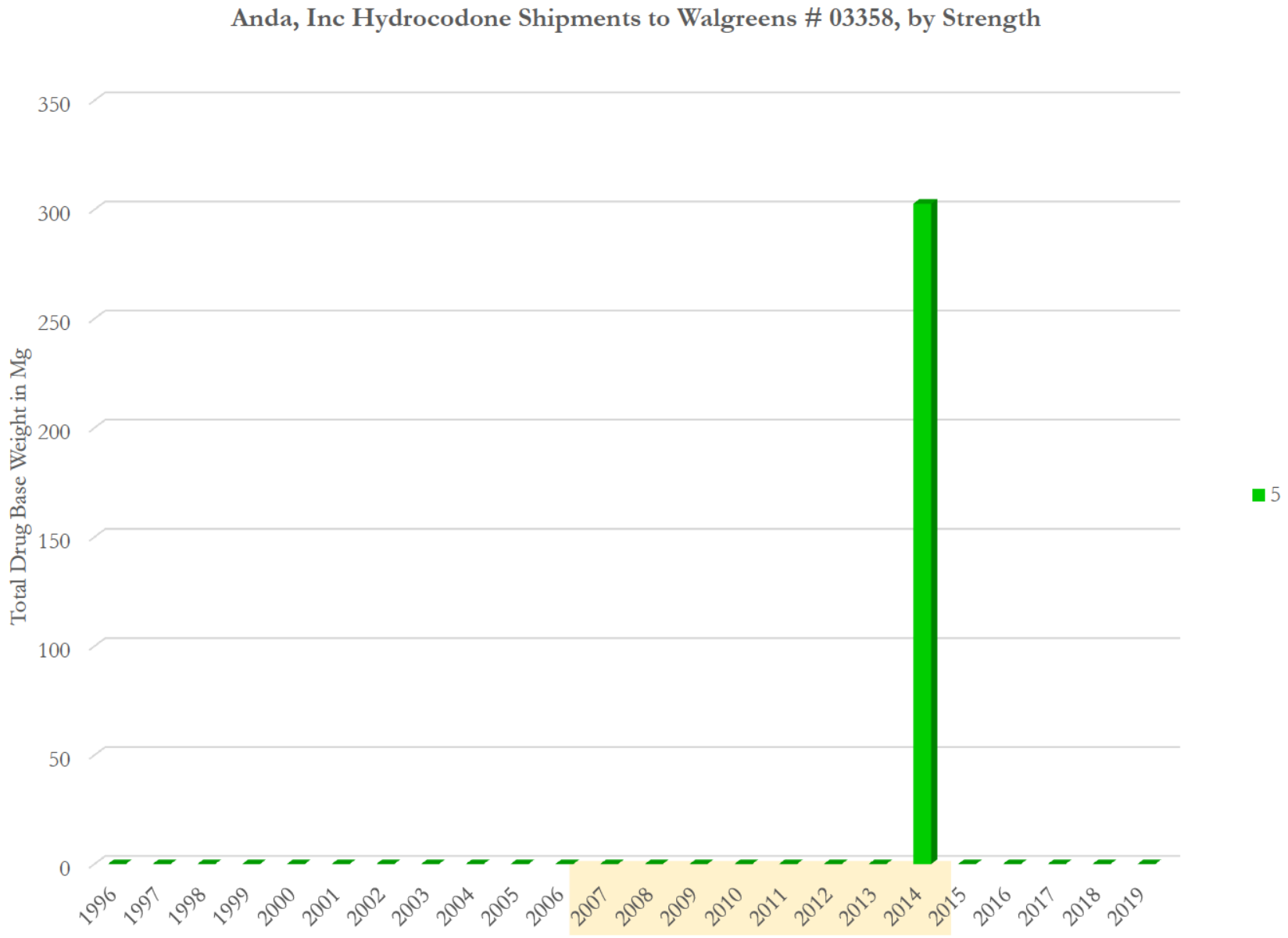

Data source: ARCOS (2006-2014) and Defendant Distribution Data (Anda 12/1996 - 1/2015)

Anda, Inc Hydrocodone Shipments to Walgreens # 03358, by Strength
(Total Dosage Units)

Strength Year\	5	Total	Avg. Str
1996	0	**0**	
1997	0	**0**	
1998	0	**0**	
1999	0	**0**	
2000	0	**0**	
2001	0	**0**	
2002	0	**0**	
2003	0	**0**	
2004	0	**0**	
2005	0	**0**	
2006	0	**0**	
2007	0	**0**	
2008	0	**0**	
2009	0	**0**	
2010	0	**0**	
2011	0	**0**	
2012	0	**0**	
2013	0	**0**	
2014	100	**100**	5.00
2015	0	**0**	
2016	0	**0**	
2017	0	**0**	
2018	0	**0**	
2019	0	**0**	
Total	**100**	**100**	5.00

Data source: ARCOS (2006-2014) and Defendant Distribution Data (Anda 12/1996 - 1/2015)

Anda, Inc Hydrocodone Shipments to Walgreens # 03358, by Strength
(Total MME)

Strength Year\	5	Total	Avg. Str
1996	0	**0**	
1997	0	**0**	
1998	0	**0**	
1999	0	**0**	
2000	0	**0**	
2001	0	**0**	
2002	0	**0**	
2003	0	**0**	
2004	0	**0**	
2005	0	**0**	
2006	0	**0**	
2007	0	**0**	
2008	0	**0**	
2009	0	**0**	
2010	0	**0**	
2011	0	**0**	
2012	0	**0**	
2013	0	**0**	
2014	303	**303**	5.00
2015	0	**0**	
2016	0	**0**	
2017	0	**0**	
2018	0	**0**	
2019	0	**0**	
Total	**303**	**303**	5.00

Data source: ARCOS (2006-2014) and Defendant Distribution Data (Anda 12/1996 - 1/2015)

Anda, Inc Hydrocodone Shipments to Walgreens # 03358, by Strength
(Total Drug Base Weight in Milligram)

Strength Year\	5	Total	Avg. Str
1996	0	**0**	
1997	0	**0**	
1998	0	**0**	
1999	0	**0**	
2000	0	**0**	
2001	0	**0**	
2002	0	**0**	
2003	0	**0**	
2004	0	**0**	
2005	0	**0**	
2006	0	**0**	
2007	0	**0**	
2008	0	**0**	
2009	0	**0**	
2010	0	**0**	
2011	0	**0**	
2012	0	**0**	
2013	0	**0**	
2014	303	**303**	5.00
2015	0	**0**	
2016	0	**0**	
2017	0	**0**	
2018	0	**0**	
2019	0	**0**	
Total	**303**	**303**	5.00

Data source: ARCOS (2006-2014) and Defendant Distribution Data (Anda 12/1996 - 1/2015)

Walgreens # 03358 (1/1996 to 12/2017)
DEA: BW4334087
1301 Franklin St
San Francisco, CA 94109

Walgreen Co Hydrocodone Shipments to Walgreens # 03358

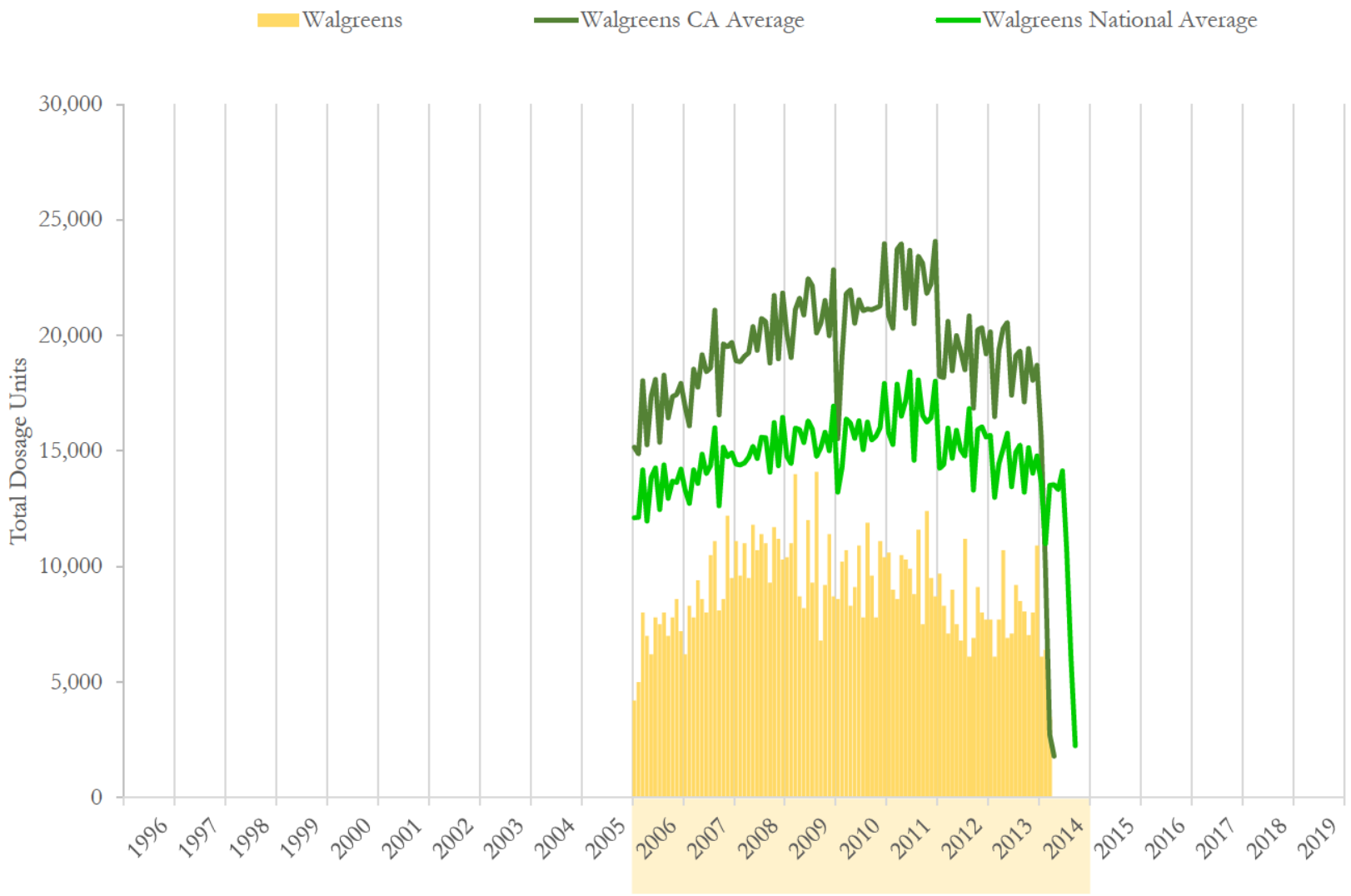

National and state averages reflect hydrocodone shipped from Walgreen Co to all active pharmacies each month.
Data source: ARCOS (2006-2014) and Defendant Distribution Data (Walgreens 1/2006 - 3/2014)

Walgreens # 03358 (1/1996 to 12/2017)
DEA: BW4334087
1301 Franklin St
San Francisco, CA 94109

Walgreen Co Hydrocodone Shipments to Walgreens # 03358

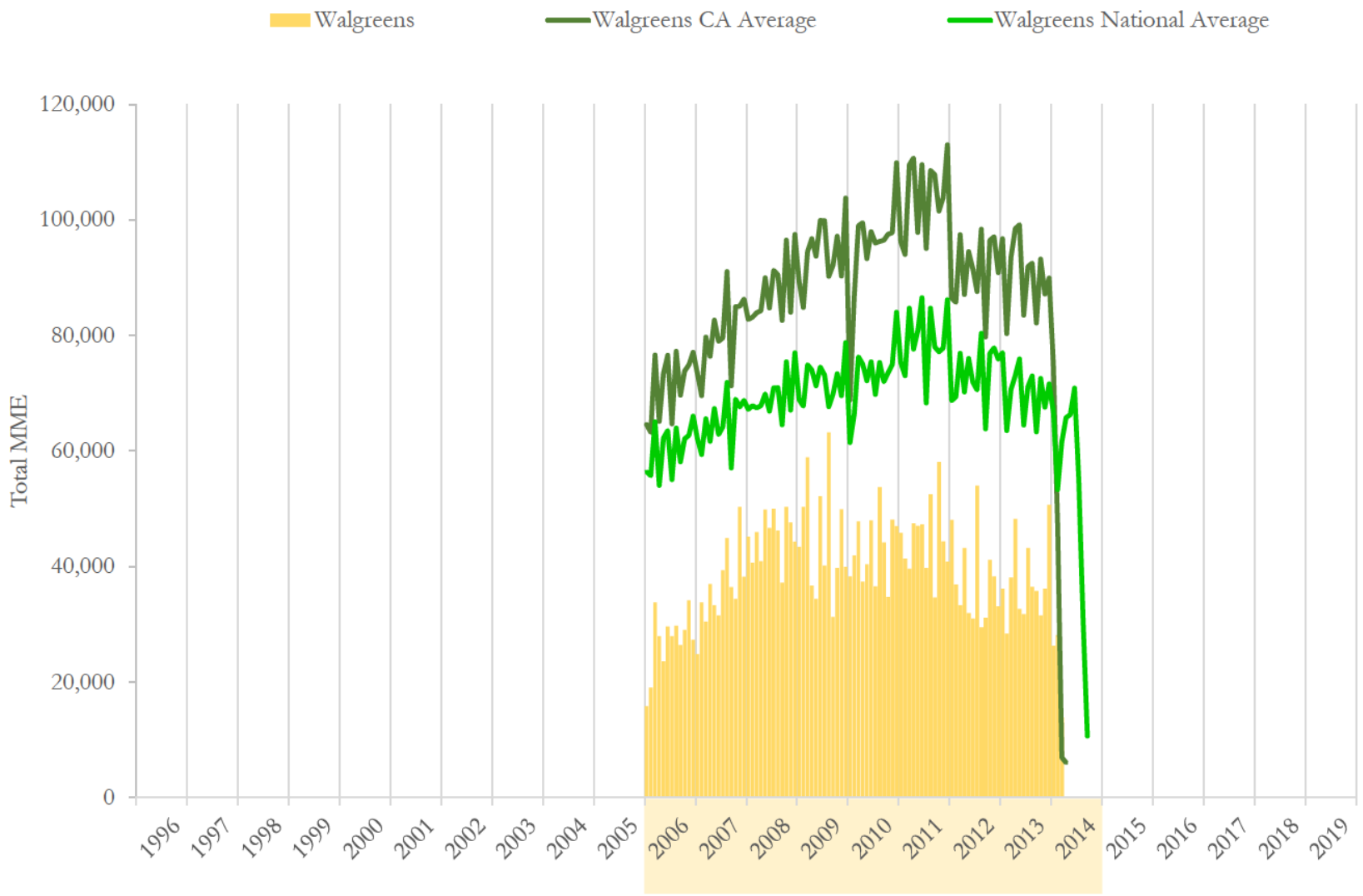

National and state averages reflect hydrocodone shipped from Walgreen Co to all active pharmacies each month.
Data source: ARCOS (2006-2014) and Defendant Distribution Data (Walgreens 1/2006 - 3/2014)

Walgreens # 03358 (1/1996 to 12/2017)
DEA: BW4334087
1301 Franklin St
San Francisco, CA 94109

Walgreen Co Hydrocodone Shipments to Walgreens # 03358

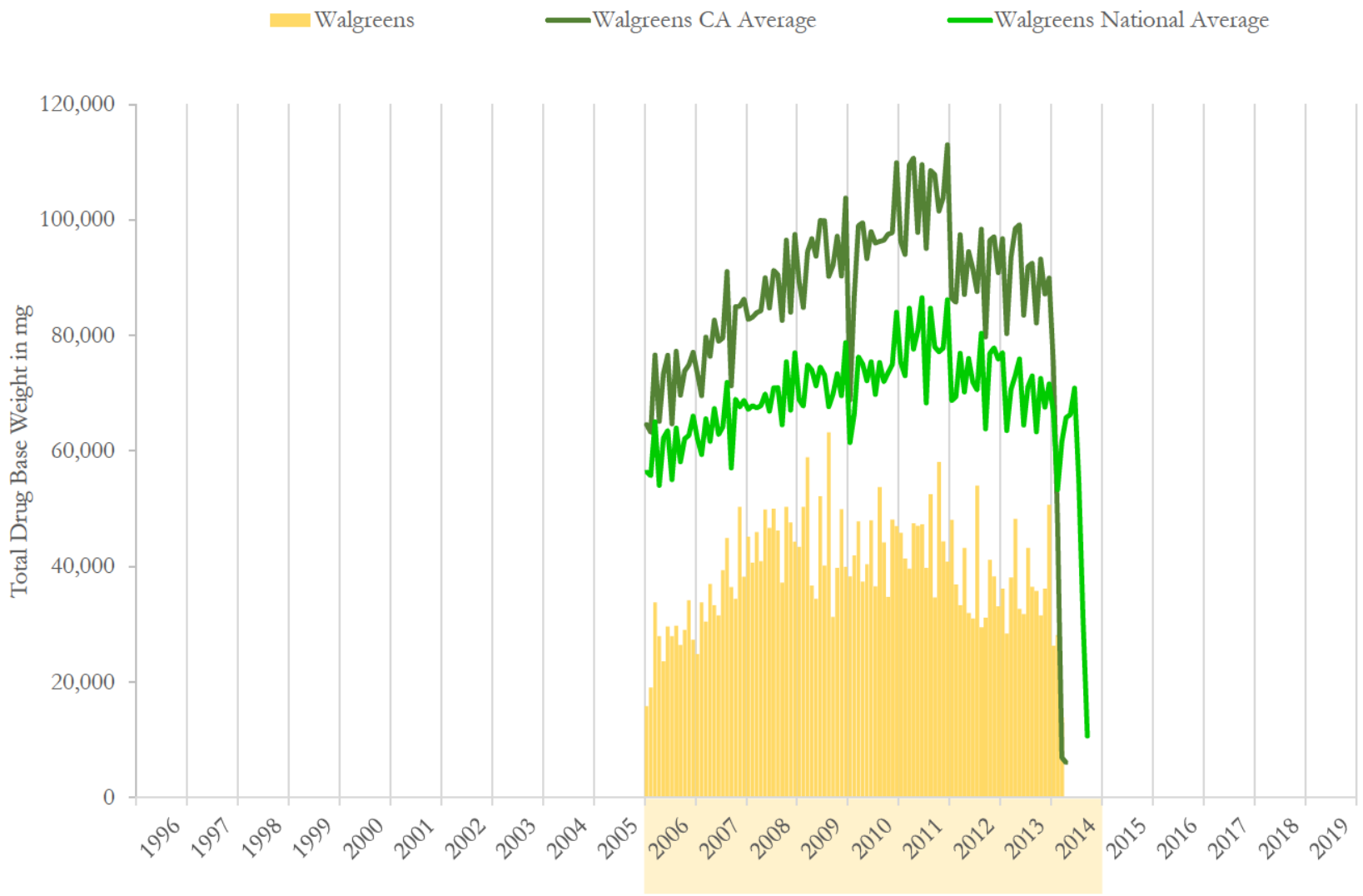

National and state averages reflect hydrocodone shipped from Walgreen Co to all active pharmacies each month.
Data source: ARCOS (2006-2014) and Defendant Distribution Data (Walgreens 1/2006 - 3/2014)

Walgreens # 03358 (1/1996 to 12/2017)
DEA: BW4334087
1301 Franklin St
San Francisco, CA 94109

Walgreen Co Hydrocodone Shipments to Walgreens # 03358

	Dosage Units		MME		Drug Base Weight in mg	
Date	Walgreens	% Change	Walgreens	% Change	Walgreens	% Change
01/2006	4,200	n/a	15,794	n/a	15,794	n/a
02/2006	5,000	19.0%	19,037	20.5%	19,037	20.5%
03/2006	8,000	60.0%	33,796	77.5%	33,796	77.5%
04/2006	7,000	-12.5%	27,959	-17.3%	27,959	-17.3%
05/2006	6,200	-11.4%	23,594	-15.6%	23,594	-15.6%
06/2006	7,800	25.8%	29,583	25.4%	29,583	25.4%
07/2006	7,500	-3.8%	27,943	-5.5%	27,943	-5.5%
08/2006	8,000	6.7%	29,735	6.4%	29,735	6.4%
09/2006	7,000	-12.5%	26,429	-11.1%	26,429	-11.1%
10/2006	7,800	11.4%	29,027	9.8%	29,027	9.8%
11/2006	8,600	10.3%	34,124	17.6%	34,124	17.6%
12/2006	7,200	-16.3%	27,313	-20.0%	27,313	-20.0%
01/2007	6,200	-13.9%	24,859	-9.0%	24,859	-9.0%
02/2007	8,300	33.9%	33,805	36.0%	33,805	36.0%
03/2007	7,800	-6.0%	30,475	-9.8%	30,475	-9.8%
04/2007	9,400	20.5%	36,975	21.3%	36,975	21.3%
05/2007	8,600	-8.5%	33,289	-10.0%	33,289	-10.0%
06/2007	8,000	-7.0%	31,534	-5.3%	31,534	-5.3%
07/2007	10,500	31.3%	39,343	24.8%	39,343	24.8%
08/2007	11,100	5.7%	44,927	14.2%	44,927	14.2%
09/2007	8,100	-27.0%	36,418	-18.9%	36,418	-18.9%
10/2007	8,600	6.2%	34,451	-5.4%	34,451	-5.4%
11/2007	12,200	41.9%	50,318	46.1%	50,318	46.1%
12/2007	9,500	-22.1%	38,210	-24.1%	38,210	-24.1%

Data source: ARCOS (2006-2014) and Defendant Distribution Data (Walgreens 1/2006 - 3/2014)

Walgreens # 03358 (1/1996 to 12/2017)
DEA: BW4334087
1301 Franklin St
San Francisco, CA 94109

Walgreen Co Hydrocodone Shipments to Walgreens # 03358

	Dosage Units		MME		Drug Base Weight in mg	
Date	Walgreens	% Change	Walgreens	% Change	Walgreens	% Change
01/2008	11,100	16.8%	45,148	18.2%	45,148	18.2%
02/2008	9,600	-13.5%	40,640	-10.0%	40,640	-10.0%
03/2008	11,000	14.6%	45,953	13.1%	45,953	13.1%
04/2008	9,500	-13.6%	40,934	-10.9%	40,934	-10.9%
05/2008	11,800	24.2%	49,864	21.8%	49,864	21.8%
06/2008	10,700	-9.3%	46,702	-6.3%	46,702	-6.3%
07/2008	11,400	6.5%	50,024	7.1%	50,024	7.1%
08/2008	11,000	-3.5%	46,232	-7.6%	46,232	-7.6%
09/2008	9,300	-15.5%	37,199	-19.5%	37,199	-19.5%
10/2008	11,700	25.8%	50,310	35.2%	50,310	35.2%
11/2008	11,200	-4.3%	47,643	-5.3%	47,643	-5.3%
12/2008	10,300	-8.0%	44,297	-7.0%	44,297	-7.0%
01/2009	10,400	1.0%	43,397	-2.0%	43,397	-2.0%
02/2009	11,000	5.8%	50,318	15.9%	50,318	15.9%
03/2009	14,000	27.3%	58,904	17.1%	58,904	17.1%
04/2009	8,700	-37.9%	36,713	-37.7%	36,713	-37.7%
05/2009	8,200	-5.7%	34,435	-6.2%	34,435	-6.2%
06/2009	12,000	46.3%	52,167	51.5%	52,167	51.5%
07/2009	9,300	-22.5%	40,186	-23.0%	40,186	-23.0%
08/2009	14,100	51.6%	63,191	57.2%	63,191	57.2%
09/2009	6,800	-51.8%	31,289	-50.5%	31,289	-50.5%
10/2009	9,200	35.3%	39,764	27.1%	39,764	27.1%
11/2009	11,400	23.9%	49,921	25.5%	49,921	25.5%
12/2009	8,700	-23.7%	39,956	-20.0%	39,956	-20.0%

Data source: ARCOS (2006-2014) and Defendant Distribution Data (Walgreens 1/2006 - 3/2014)

Walgreens # 03358 (1/1996 to 12/2017)
DEA: BW4334087
1301 Franklin St
San Francisco, CA 94109

Walgreen Co Hydrocodone Shipments to Walgreens # 03358

	Dosage Units		MME		Drug Base Weight in mg	
Date	Walgreens	% Change	Walgreens	% Change	Walgreens	% Change
01/2010	8,600	-1.1%	38,292	-4.2%	38,292	-4.2%
02/2010	10,200	18.6%	41,908	9.4%	41,908	9.4%
03/2010	10,700	4.9%	47,794	14.0%	47,794	14.0%
04/2010	8,300	-22.4%	37,367	-21.8%	37,367	-21.8%
05/2010	9,100	9.6%	40,394	8.1%	40,394	8.1%
06/2010	10,900	19.8%	47,978	18.8%	47,978	18.8%
07/2010	7,800	-28.4%	36,610	-23.7%	36,610	-23.7%
08/2010	11,900	52.6%	53,713	46.7%	53,713	46.7%
09/2010	9,600	-19.3%	44,178	-17.8%	44,178	-17.8%
10/2010	7,800	-18.8%	34,745	-21.4%	34,745	-21.4%
11/2010	11,100	42.3%	48,089	38.4%	48,089	38.4%
12/2010	10,400	-6.3%	46,997	-2.3%	46,997	-2.3%
01/2011	10,600	1.9%	45,802	-2.5%	45,802	-2.5%
02/2011	9,000	-15.1%	41,372	-9.7%	41,372	-9.7%
03/2011	8,600	-4.4%	39,621	-4.2%	39,621	-4.2%
04/2011	10,500	22.1%	47,491	19.9%	47,491	19.9%
05/2011	10,300	-1.9%	47,045	-0.9%	47,045	-0.9%
06/2011	9,900	-3.9%	47,348	0.6%	47,348	0.6%
07/2011	8,800	-11.1%	39,773	-16.0%	39,773	-16.0%
08/2011	11,600	31.8%	52,494	32.0%	52,494	32.0%
09/2011	7,500	-35.3%	34,651	-34.0%	34,651	-34.0%
10/2011	12,400	65.3%	58,118	67.7%	58,118	67.7%
11/2011	9,500	-23.4%	44,346	-23.7%	44,346	-23.7%
12/2011	8,700	-8.4%	40,816	-8.0%	40,816	-8.0%

Data source: ARCOS (2006-2014) and Defendant Distribution Data (Walgreens 1/2006 - 3/2014)

Walgreens # 03358 (1/1996 to 12/2017)
DEA: BW4334087
1301 Franklin St
San Francisco, CA 94109

Walgreen Co Hydrocodone Shipments to Walgreens # 03358

	Dosage Units		MME		Drug Base Weight in mg	
Date	Walgreens	% Change	Walgreens	% Change	Walgreens	% Change
01/2012	9,700	11.5%	48,064	17.8%	48,064	17.8%
02/2012	8,300	-14.4%	36,905	-23.2%	36,905	-23.2%
03/2012	7,100	-14.5%	33,281	-9.8%	33,281	-9.8%
04/2012	9,000	26.8%	43,237	29.9%	43,237	29.9%
05/2012	7,500	-16.7%	31,935	-26.1%	31,935	-26.1%
06/2012	6,800	-9.3%	30,986	-3.0%	30,986	-3.0%
07/2012	11,200	64.7%	54,024	74.3%	54,024	74.3%
08/2012	6,100	-45.5%	29,473	-45.4%	29,473	-45.4%
09/2012	6,900	13.1%	31,162	5.7%	31,162	5.7%
10/2012	9,100	31.9%	41,151	32.1%	41,151	32.1%
11/2012	8,000	-12.1%	38,259	-7.0%	38,259	-7.0%
12/2012	7,700	-3.8%	33,081	-13.5%	33,081	-13.5%
01/2013	7,700	0.0%	36,156	9.3%	36,156	9.3%
02/2013	6,100	-20.8%	28,381	-21.5%	28,381	-21.5%
03/2013	7,700	26.2%	38,100	34.2%	38,100	34.2%
04/2013	10,700	39.0%	48,232	26.6%	48,232	26.6%
05/2013	6,900	-35.5%	32,651	-32.3%	32,651	-32.3%
06/2013	7,100	2.9%	31,767	-2.7%	31,767	-2.7%
07/2013	9,200	29.6%	43,246	36.1%	43,246	36.1%
08/2013	8,500	-7.6%	36,475	-15.7%	36,475	-15.7%
09/2013	8,060	-5.2%	35,749	-2.0%	35,749	-2.0%
10/2013	7,030	-12.8%	31,555	-11.7%	31,555	-11.7%
11/2013	8,000	13.8%	36,156	14.6%	36,156	14.6%
12/2013	10,900	36.3%	50,686	40.2%	50,686	40.2%

Data source: ARCOS (2006-2014) and Defendant Distribution Data (Walgreens 1/2006 - 3/2014)

Walgreen Co Hydrocodone Shipments to Walgreens # 03358

	Dosage Units		MME		Drug Base Weight in mg	
Date	Walgreens	% Change	Walgreens	% Change	Walgreens	% Change
01/2014	6,100	-44.0%	26,294	-48.1%	26,294	-48.1%
02/2014	6,400	4.9%	28,135	7.0%	28,135	7.0%
03/2014	3,500	-45.3%	13,892	-50.6%	13,892	-50.6%
04/2014	0	-100.0%	0	-100.0%	0	-100.0%
05/2014	0	n/a	0	n/a	0	n/a
06/2014	0	n/a	0	n/a	0	n/a
07/2014	0	n/a	0	n/a	0	n/a
08/2014	0	n/a	0	n/a	0	n/a
09/2014	0	n/a	0	n/a	0	n/a
10/2014	0	n/a	0	n/a	0	n/a
11/2014	0	n/a	0	n/a	0	n/a
12/2014	0	n/a	0	n/a	0	n/a
01/2015	0	n/a	0	n/a	0	n/a
02/2015	0	n/a	0	n/a	0	n/a
03/2015	0	n/a	0	n/a	0	n/a
04/2015	0	n/a	0	n/a	0	n/a
05/2015	0	n/a	0	n/a	0	n/a
06/2015	0	n/a	0	n/a	0	n/a
07/2015	0	n/a	0	n/a	0	n/a
08/2015	0	n/a	0	n/a	0	n/a
09/2015	0	n/a	0	n/a	0	n/a
10/2015	0	n/a	0	n/a	0	n/a
11/2015	0	n/a	0	n/a	0	n/a
12/2015	0	n/a	0	n/a	0	n/a

Data source: ARCOS (2006-2014) and Defendant Distribution Data (Walgreens 1/2006 - 3/2014)

Walgreens # 03358 (1/1996 to 12/2017)
DEA: BW4334087
1301 Franklin St
San Francisco, CA 94109

Walgreen Co Hydrocodone Shipments to Walgreens # 03358

	Dosage Units		MME		Drug Base Weight in mg	
Date	Walgreens	% Change	Walgreens	% Change	Walgreens	% Change
1996	0		0		0	
1997	0	n/a	0	n/a	0	n/a
1998	0	n/a	0	n/a	0	n/a
1999	0	n/a	0	n/a	0	n/a
2000	0	n/a	0	n/a	0	n/a
2001	0	n/a	0	n/a	0	n/a
2002	0	n/a	0	n/a	0	n/a
2003	0	n/a	0	n/a	0	n/a
2004	0	n/a	0	n/a	0	n/a
2005	0	n/a	0	n/a	0	n/a
2006	84,300	n/a	324,334	n/a	324,334	n/a
2007	108,300	28.5%	434,603	34.0%	434,603	34.0%
2008	128,600	18.7%	544,945	25.4%	544,945	25.4%
2009	123,800	-3.7%	540,242	-0.9%	540,242	-0.9%
2010	116,400	-6.0%	518,065	-4.1%	518,065	-4.1%
2011	117,400	0.9%	538,877	4.0%	538,877	4.0%
2012	97,400	-17.0%	451,558	-16.2%	451,558	-16.2%
2013	97,890	0.5%	449,154	-0.5%	449,154	-0.5%
2014	16,000	-83.7%	68,321	-84.8%	68,321	-84.8%
2015	0	-100.0%	0	-100.0%	0	-100.0%
2016	0	n/a	0	n/a	0	n/a
2017	0	n/a	0	n/a	0	n/a
2018	0	n/a	0	n/a	0	n/a
2019	0	n/a	0	n/a	0	n/a
Total	**890,090**		**3,870,099**		**3,870,099**	

Data source: ARCOS (2006-2014) and Defendant Distribution Data (Walgreens 1/2006 - 3/2014)

Walgreens # 03358 (1/1996 to 12/2017)
DEA: BW4334087
1301 Franklin St
San Francisco, CA 94109

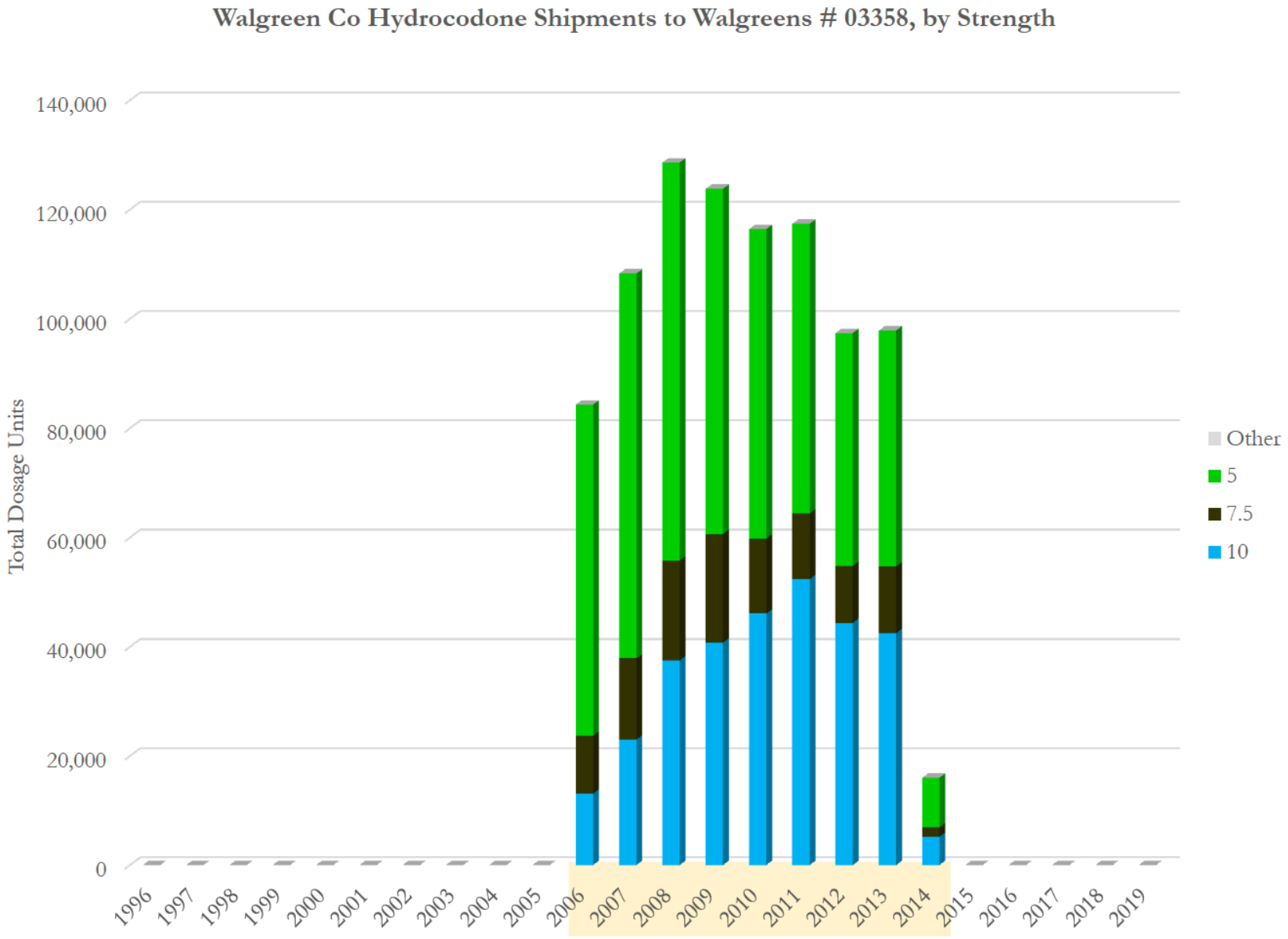

Data source: ARCOS (2006-2014) and Defendant Distribution Data (Walgreens 1/2006 - 3/2014)

Walgreens # 03358 (1/1996 to 12/2017)
DEA: BW4334087
1301 Franklin St
San Francisco, CA 94109

Walgreen Co Hydrocodone Shipments to Walgreens # 03358, by Strength

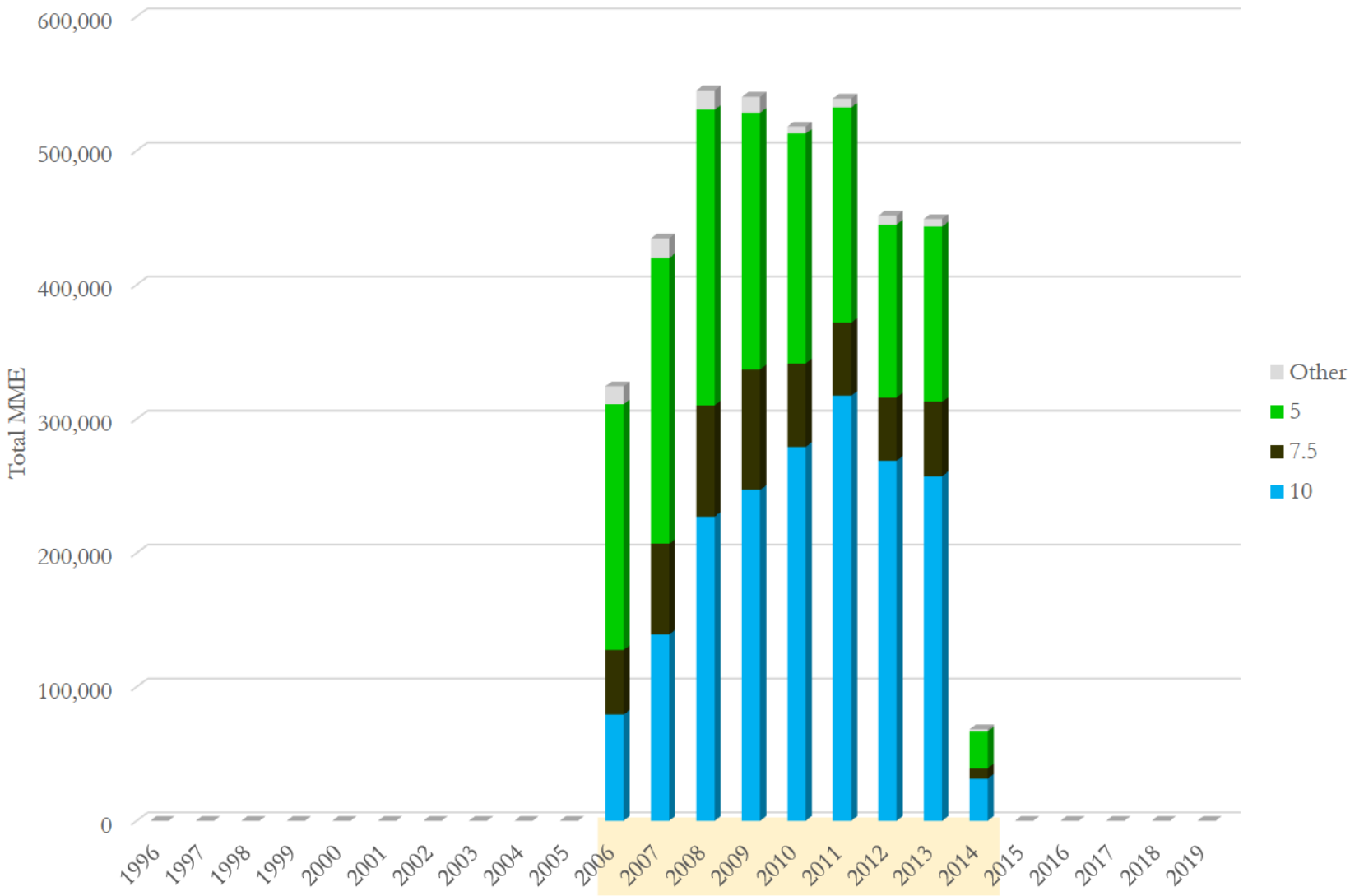

Data source: ARCOS (2006-2014) and Defendant Distribution Data (Walgreens 1/2006 - 3/2014)

Walgreens # 03358 (1/1996 to 12/2017)
DEA: BW4334087
1301 Franklin St
San Francisco, CA 94109

Walgreen Co Hydrocodone Shipments to Walgreens # 03358, by Strength

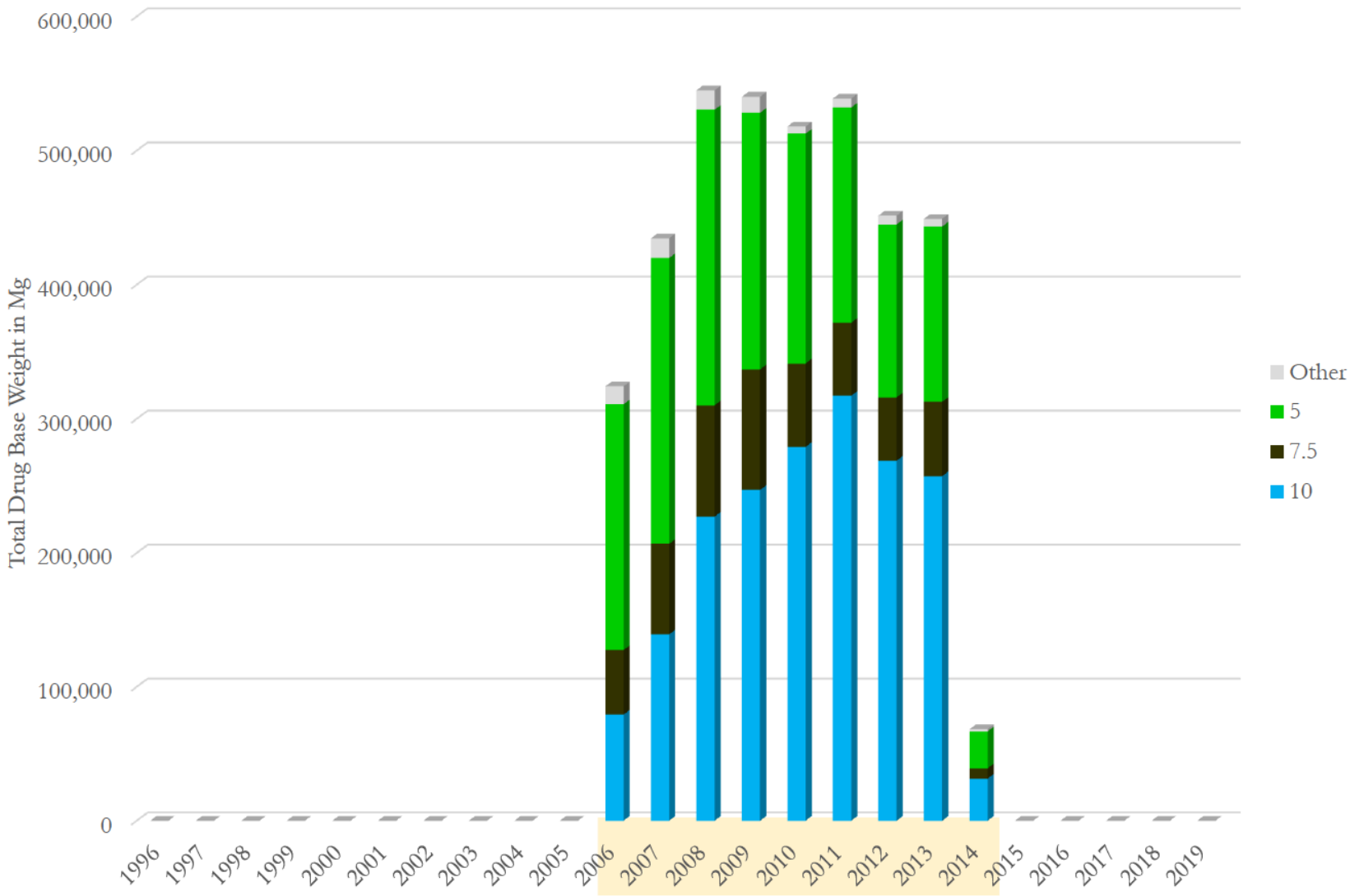

Data source: ARCOS (2006-2014) and Defendant Distribution Data (Walgreens 1/2006 - 3/2014)

Walgreens # 03358 (1/1996 to 12/2017)
DEA: BW4334087
1301 Franklin St
San Francisco, CA 94109

Walgreen Co Hydrocodone Shipments to Walgreens # 03358, by Strength
(Total Dosage Units)

Strength Year\	10	7.5	5	Other	Total	Avg. Str
1996	0	0	0	0	**0**	
1997	0	0	0	0	**0**	
1998	0	0	0	0	**0**	
1999	0	0	0	0	**0**	
2000	0	0	0	0	**0**	
2001	0	0	0	0	**0**	
2002	0	0	0	0	**0**	
2003	0	0	0	0	**0**	
2004	0	0	0	0	**0**	
2005	0	0	0	0	**0**	
2006	13,100	10,600	60,600	0	**84,300**	6.09
2007	23,000	14,900	70,400	0	**108,300**	6.41
2008	37,500	18,300	72,800	0	**128,600**	6.81
2009	40,800	19,800	63,200	0	**123,800**	7.05
2010	46,100	13,700	56,600	0	**116,400**	7.27
2011	52,400	12,000	53,000	0	**117,400**	7.49
2012	44,400	10,400	42,600	0	**97,400**	7.55
2013	42,500	12,200	43,190	0	**97,890**	7.48
2014	5,200	1,700	9,100	0	**16,000**	6.89
2015	0	0	0	0	**0**	
2016	0	0	0	0	**0**	
2017	0	0	0	0	**0**	
2018	0	0	0	0	**0**	
2019	0	0	0	0	**0**	
Total	**305,000**	**113,600**	**471,490**	**0**	**890,090**	7.03

Data source: ARCOS (2006-2014) and Defendant Distribution Data (Walgreens 1/2006 - 3/2014)

Walgreens # 03358 (1/1996 to 12/2017)
DEA: BW4334087
1301 Franklin St
San Francisco, CA 94109

Walgreen Co Hydrocodone Shipments to Walgreens # 03358, by Strength (Total MME)

Strength Year\	10	7.5	5	Other	Total	Avg. Str
1996	0	0	0	0	**0**	
1997	0	0	0	0	**0**	
1998	0	0	0	0	**0**	
1999	0	0	0	0	**0**	
2000	0	0	0	0	**0**	
2001	0	0	0	0	**0**	
2002	0	0	0	0	**0**	
2003	0	0	0	0	**0**	
2004	0	0	0	0	**0**	
2005	0	0	0	0	**0**	
2006	79,307	48,129	183,436	13,461	**324,334**	6.09
2007	139,242	67,653	213,101	14,607	**434,603**	6.41
2008	227,025	83,091	220,366	14,463	**544,945**	6.81
2009	247,003	89,902	191,306	12,030	**540,242**	7.05
2010	279,089	62,205	171,328	5,442	**518,065**	7.27
2011	317,230	54,486	160,431	6,731	**538,877**	7.49
2012	268,798	47,221	128,950	6,589	**451,558**	7.55
2013	257,295	55,394	130,736	5,729	**449,154**	7.48
2014	31,481	7,719	27,546	1,576	**68,321**	6.89
2015	0	0	0	0	**0**	
2016	0	0	0	0	**0**	
2017	0	0	0	0	**0**	
2018	0	0	0	0	**0**	
2019	0	0	0	0	**0**	
Total	**1,846,470**	**515,801**	**1,427,200**	**80,628**	**3,870,099**	7.03

Data source: ARCOS (2006-2014) and Defendant Distribution Data (Walgreens 1/2006 - 3/2014)

Walgreens # 03358 (1/1996 to 12/2017)
DEA: BW4334087
1301 Franklin St
San Francisco, CA 94109

Walgreen Co Hydrocodone Shipments to Walgreens # 03358, by Strength
(Total Drug Base Weight in Milligram)

Strength Year\	10	7.5	5	Other	Total	Avg. Str
1996	0	0	0	0	**0**	
1997	0	0	0	0	**0**	
1998	0	0	0	0	**0**	
1999	0	0	0	0	**0**	
2000	0	0	0	0	**0**	
2001	0	0	0	0	**0**	
2002	0	0	0	0	**0**	
2003	0	0	0	0	**0**	
2004	0	0	0	0	**0**	
2005	0	0	0	0	**0**	
2006	79,307	48,129	183,436	13,461	**324,334**	6.09
2007	139,242	67,653	213,101	14,607	**434,603**	6.41
2008	227,025	83,091	220,366	14,463	**544,945**	6.81
2009	247,003	89,902	191,306	12,030	**540,242**	7.05
2010	279,089	62,205	171,328	5,442	**518,065**	7.27
2011	317,230	54,486	160,431	6,731	**538,877**	7.49
2012	268,798	47,221	128,950	6,589	**451,558**	7.55
2013	257,295	55,394	130,736	5,729	**449,154**	7.48
2014	31,481	7,719	27,546	1,576	**68,321**	6.89
2015	0	0	0	0	**0**	
2016	0	0	0	0	**0**	
2017	0	0	0	0	**0**	
2018	0	0	0	0	**0**	
2019	0	0	0	0	**0**	
Total	**1,846,470**	**515,801**	**1,427,200**	**80,628**	**3,870,099**	7.03

Data source: ARCOS (2006-2014) and Defendant Distribution Data (Walgreens 1/2006 - 3/2014)

Walgreens # 04180 (9/1999 to 6/2015)
DEA: BW6301092
685 Portola Drive
San Francisco, CA 94127

Walgreen Co Oxycodone Shipments to Walgreens # 04180

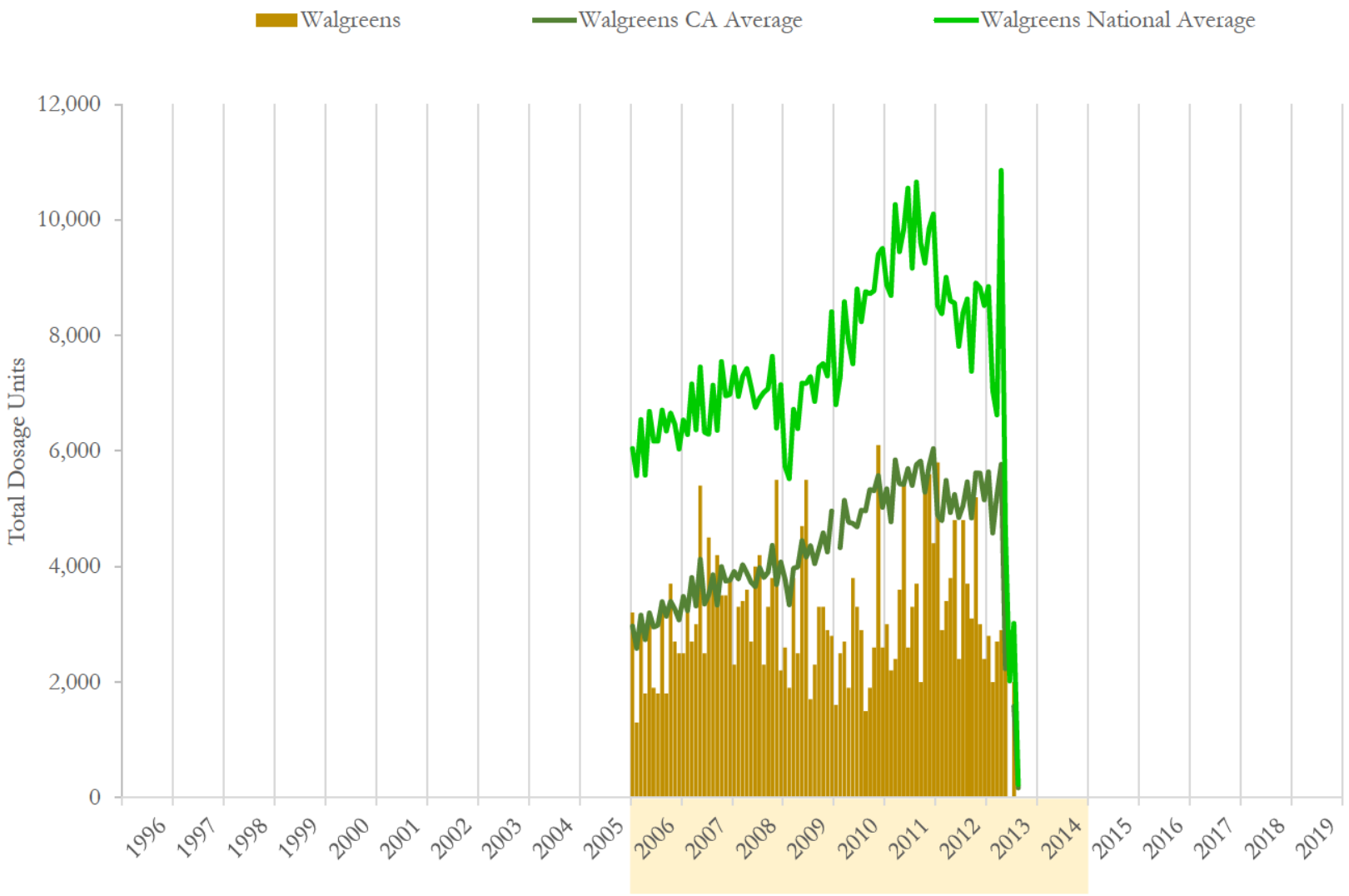

National and state averages reflect oxycodone shipped from Walgreen Co to all active pharmacies each month.
Data source: ARCOS (2006-2014) and Defendant Distribution Data (Walgreens 1/2006 - 3/2014)

Walgreens # 04180 (9/1999 to 6/2015)
DEA: BW6301092
685 Portola Drive
San Francisco, CA 94127

Walgreen Co Oxycodone Shipments to Walgreens # 04180

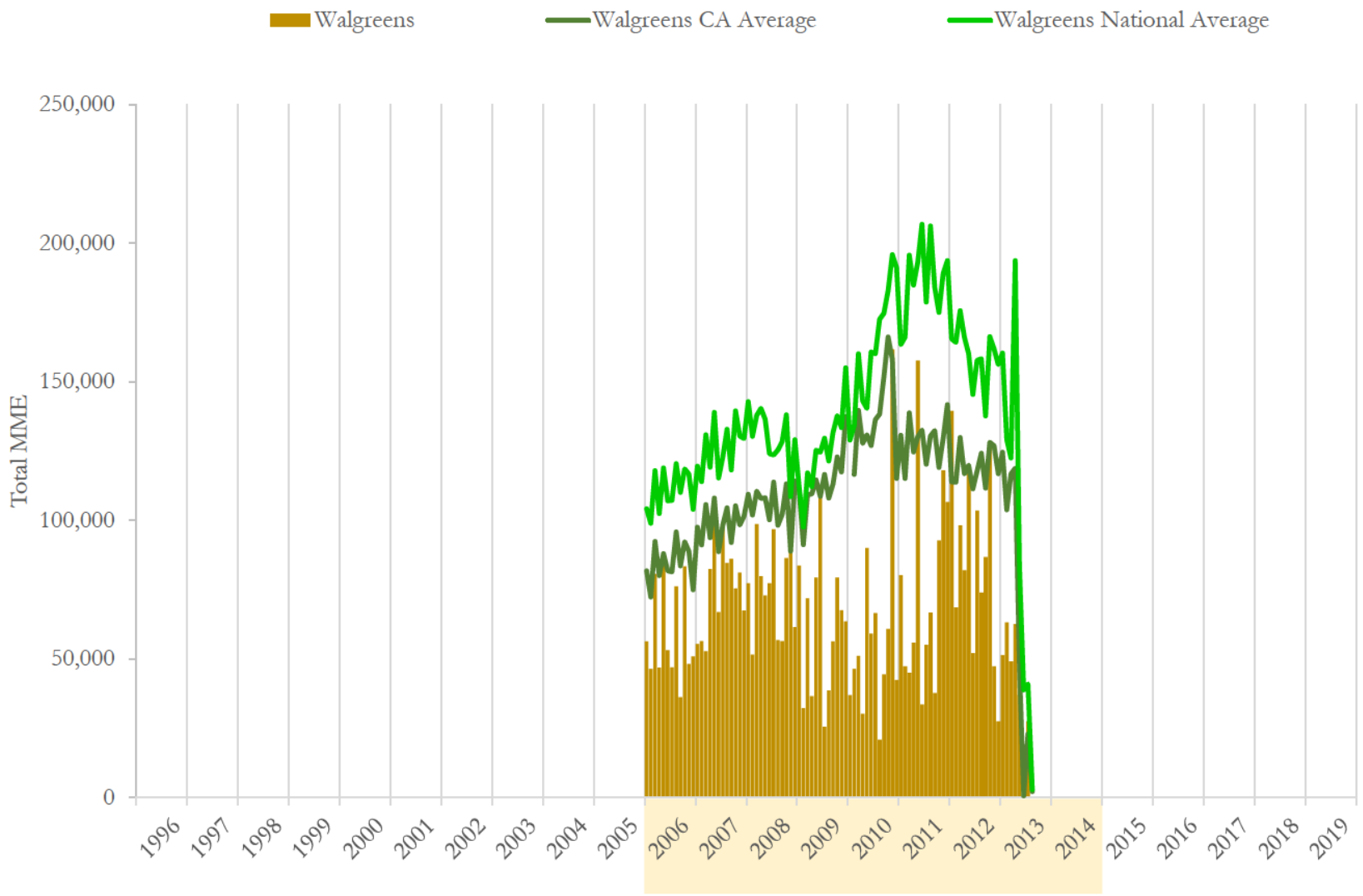

National and state averages reflect oxycodone shipped from Walgreen Co to all active pharmacies each month.
Data source: ARCOS (2006-2014) and Defendant Distribution Data (Walgreens 1/2006 - 3/2014)

Walgreens # 04180 (9/1999 to 6/2015)
DEA: BW6301092
685 Portola Drive
San Francisco, CA 94127

Walgreen Co Oxycodone Shipments to Walgreens # 04180

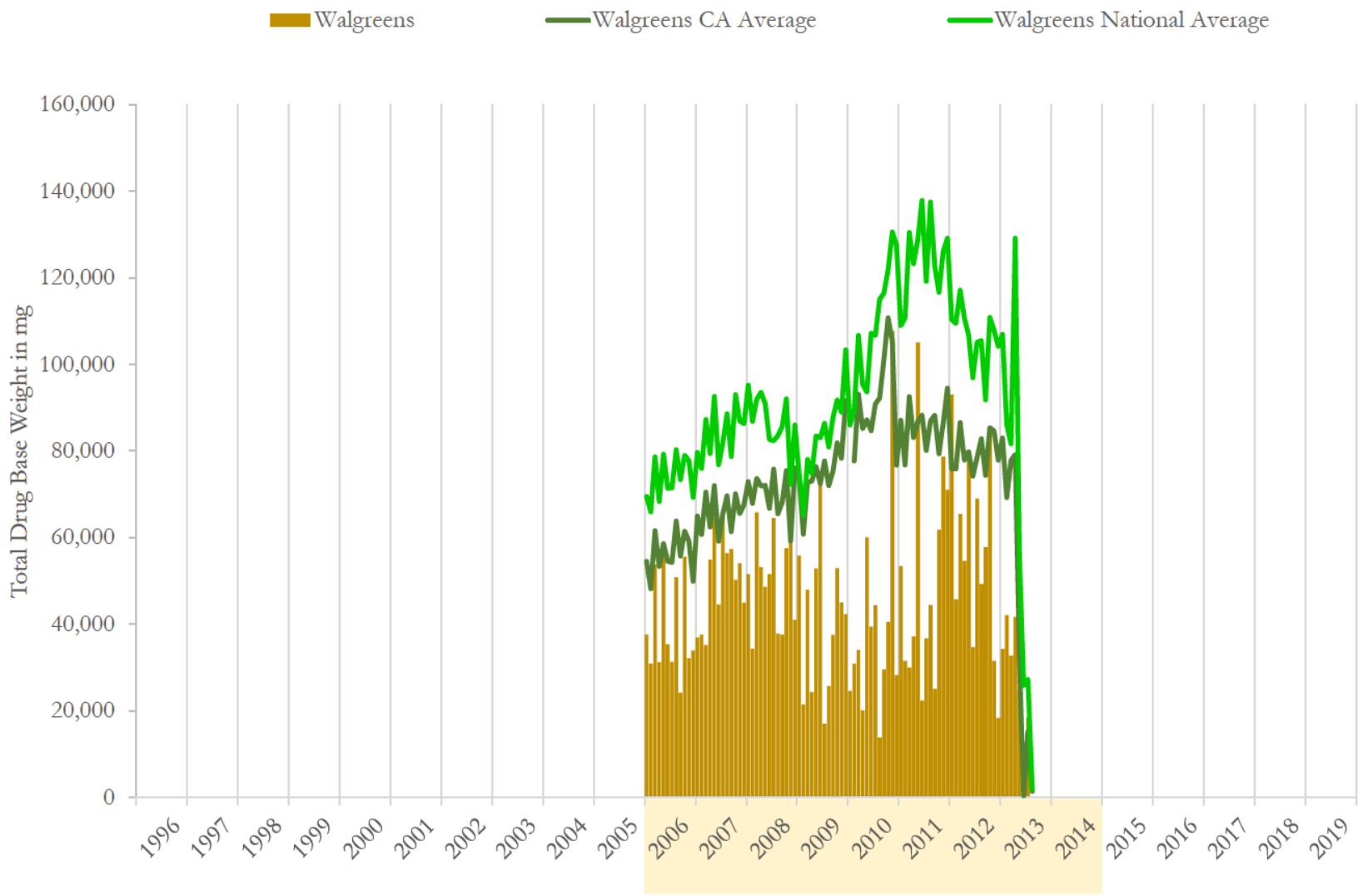

National and state averages reflect oxycodone shipped from Walgreen Co to all active pharmacies each month.
Data source: ARCOS (2006-2014) and Defendant Distribution Data (Walgreens 1/2006 - 3/2014)

Walgreens # 04180 (9/1999 to 6/2015)
DEA: BW6301092
685 Portola Drive
San Francisco, CA 94127

Walgreen Co Oxycodone Shipments to Walgreens # 04180

	Dosage Units		MME		Drug Base Weight in mg	
Date	Walgreens	% Change	Walgreens	% Change	Walgreens	% Change
01/2006	3,200	n/a	56,412	n/a	37,608	n/a
02/2006	1,300	-59.4%	46,394	-17.8%	30,929	-17.8%
03/2006	2,900	123.1%	80,685	73.9%	53,790	73.9%
04/2006	1,800	-37.9%	46,865	-41.9%	31,243	-41.9%
05/2006	3,200	77.8%	84,047	79.3%	56,031	79.3%
06/2006	1,900	-40.6%	53,118	-36.8%	35,412	-36.8%
07/2006	1,800	-5.3%	46,999	-11.5%	31,333	-11.5%
08/2006	3,400	88.9%	76,247	62.2%	50,832	62.2%
09/2006	1,800	-47.1%	36,241	-52.5%	24,161	-52.5%
10/2006	3,700	105.6%	83,374	130.1%	55,583	130.1%
11/2006	2,700	-27.0%	48,209	-42.2%	32,139	-42.2%
12/2006	2,500	-7.4%	50,899	5.6%	33,933	5.6%
01/2007	2,500	0.0%	55,404	8.9%	36,936	8.9%
02/2007	3,200	28.0%	56,480	1.9%	37,653	1.9%
03/2007	2,700	-15.6%	52,821	-6.5%	35,214	-6.5%
04/2007	3,000	11.1%	82,399	56.0%	54,933	56.0%
05/2007	5,400	80.0%	99,739	21.0%	66,493	21.0%
06/2007	2,500	-53.7%	66,894	-32.9%	44,596	-32.9%
07/2007	4,500	80.0%	99,027	48.0%	66,018	48.0%
08/2007	3,800	-15.6%	84,611	-14.6%	56,407	-14.6%
09/2007	4,200	10.5%	86,096	1.8%	57,398	1.8%
10/2007	3,500	-16.7%	75,447	-12.4%	50,298	-12.4%
11/2007	3,500	0.0%	81,137	7.5%	54,091	7.5%
12/2007	3,800	8.6%	67,472	-16.8%	44,982	-16.8%

Data source: ARCOS (2006-2014) and Defendant Distribution Data (Walgreens 1/2006 - 3/2014)

Walgreens # 04180 (9/1999 to 6/2015)
DEA: BW6301092
685 Portola Drive
San Francisco, CA 94127

Walgreen Co Oxycodone Shipments to Walgreens # 04180

	Dosage Units		MME		Drug Base Weight in mg	
Date	Walgreens	% Change	Walgreens	% Change	Walgreens	% Change
01/2008	2,300	-39.5%	77,323	14.6%	51,549	14.6%
02/2008	3,300	43.5%	51,624	-33.2%	34,416	-33.2%
03/2008	3,400	3.0%	98,691	91.2%	65,794	91.2%
04/2008	3,600	5.9%	79,810	-19.1%	53,207	-19.1%
05/2008	2,700	-25.0%	72,898	-8.7%	48,599	-8.7%
06/2008	4,000	48.1%	77,323	6.1%	51,549	6.1%
07/2008	4,200	5.0%	96,822	25.2%	64,548	25.2%
08/2008	2,300	-45.2%	56,816	-41.3%	37,877	-41.3%
09/2008	3,300	43.5%	56,480	-0.6%	37,653	-0.6%
10/2008	3,800	15.2%	86,400	53.0%	57,600	53.0%
11/2008	5,500	44.7%	101,865	17.9%	67,910	17.9%
12/2008	2,200	-60.0%	61,522	-39.6%	41,015	-39.6%
01/2009	2,600	18.2%	83,711	36.1%	55,807	36.1%
02/2009	1,900	-26.9%	32,274	-61.4%	21,516	-61.4%
03/2009	3,800	100.0%	71,944	122.9%	47,963	122.9%
04/2009	2,500	-34.2%	36,644	-49.1%	24,430	-49.1%
05/2009	4,700	88.0%	79,340	116.5%	52,894	116.5%
06/2009	5,500	17.0%	110,606	39.4%	73,737	39.4%
07/2009	1,700	-69.1%	25,550	-76.9%	17,034	-76.9%
08/2009	2,300	35.3%	38,662	51.3%	25,774	51.3%
09/2009	3,300	43.5%	56,345	45.7%	37,563	45.7%
10/2009	3,300	0.0%	79,407	40.9%	52,938	40.9%
11/2009	2,900	-12.1%	67,574	-14.9%	45,049	-14.9%
12/2009	2,800	-3.4%	63,539	-6.0%	42,360	-6.0%

Data source: ARCOS (2006-2014) and Defendant Distribution Data (Walgreens 1/2006 - 3/2014)

Walgreen Co Oxycodone Shipments to Walgreens # 04180

	Dosage Units		MME		Drug Base Weight in mg	
Date	Walgreens	% Change	Walgreens	% Change	Walgreens	% Change
01/2010	1,600	-42.9%	36,981	-41.8%	24,654	-41.8%
02/2010	2,500	56.3%	46,394	25.5%	30,929	25.5%
03/2010	2,700	8.0%	51,101	10.1%	34,067	10.1%
04/2010	1,900	-29.6%	30,257	-40.8%	20,171	-40.8%
05/2010	3,800	100.0%	90,098	197.8%	60,066	197.8%
06/2010	3,300	-13.2%	59,169	-34.3%	39,446	-34.3%
07/2010	2,900	-12.1%	66,565	12.5%	44,377	12.5%
08/2010	1,500	-48.3%	20,844	-68.7%	13,896	-68.7%
09/2010	1,900	26.7%	44,377	112.9%	29,585	112.9%
10/2010	2,600	36.8%	60,850	37.1%	40,567	37.1%
11/2010	6,100	134.6%	161,706	165.7%	107,804	165.7%
12/2010	2,600	-57.4%	42,360	-73.8%	28,240	-73.8%
01/2011	3,000	15.4%	80,147	89.2%	53,431	89.2%
02/2011	2,200	-26.7%	47,402	-40.9%	31,602	-40.9%
03/2011	2,400	9.1%	45,049	-5.0%	30,033	-5.0%
04/2011	3,600	50.0%	55,807	23.9%	37,205	23.9%
05/2011	5,400	50.0%	157,672	182.5%	105,115	182.5%
06/2011	2,600	-51.9%	33,619	-78.7%	22,413	-78.7%
07/2011	3,300	26.9%	55,135	64.0%	36,757	64.0%
08/2011	3,700	12.1%	66,700	21.0%	44,466	21.0%
09/2011	2,000	-45.9%	37,653	-43.5%	25,102	-43.5%
10/2011	5,300	165.0%	92,788	146.4%	61,859	146.4%
11/2011	5,600	5.7%	118,002	27.2%	78,668	27.2%
12/2011	4,400	-21.4%	106,571	-9.7%	71,048	-9.7%

Data source: ARCOS (2006-2014) and Defendant Distribution Data (Walgreens 1/2006 - 3/2014)

Walgreen Co Oxycodone Shipments to Walgreens # 04180

	Dosage Units		MME		Drug Base Weight in mg	
Date	Walgreens	% Change	Walgreens	% Change	Walgreens	% Change
01/2012	5,800	31.8%	139,518	30.9%	93,012	30.9%
02/2012	2,900	-50.0%	68,582	-50.8%	45,722	-50.8%
03/2012	3,400	17.2%	98,167	43.1%	65,445	43.1%
04/2012	3,800	11.8%	82,008	-16.5%	54,672	-16.5%
05/2012	4,800	26.3%	120,019	46.4%	80,013	46.4%
06/2012	2,400	-50.0%	52,109	-56.6%	34,739	-56.6%
07/2012	4,800	100.0%	103,546	98.7%	69,031	98.7%
08/2012	3,700	-22.9%	73,961	-28.6%	49,308	-28.6%
09/2012	3,100	-16.2%	86,736	17.3%	57,824	17.3%
10/2012	5,200	67.7%	127,751	47.3%	85,168	47.3%
11/2012	3,000	-42.3%	47,402	-62.9%	31,602	-62.9%
12/2012	2,400	-20.0%	27,567	-41.8%	18,378	-41.8%
01/2013	2,800	16.7%	51,437	86.6%	34,291	86.6%
02/2013	2,000	-28.6%	63,203	22.9%	42,136	22.9%
03/2013	2,700	35.0%	49,083	-22.3%	32,722	-22.3%
04/2013	2,900	7.4%	62,531	27.4%	41,687	27.4%
05/2013	2,400	-17.2%	36,981	-40.9%	24,654	-40.9%
06/2013	0	-100.0%	0	-100.0%	0	-100.0%
07/2013	2,000	n/a	27,567	n/a	18,378	n/a
08/2013	0	-100.0%	0	-100.0%	0	-100.0%
09/2013	0	n/a	0	n/a	0	n/a
10/2013	0	n/a	0	n/a	0	n/a
11/2013	0	n/a	0	n/a	0	n/a
12/2013	0	n/a	0	n/a	0	n/a

Data source: ARCOS (2006-2014) and Defendant Distribution Data (Walgreens 1/2006 - 3/2014)

Walgreens # 04180 (9/1999 to 6/2015)
DEA: BW6301092
685 Portola Drive
San Francisco, CA 94127

Walgreen Co Oxycodone Shipments to Walgreens # 04180

	Dosage Units		MME		Drug Base Weight in mg	
Date	Walgreens	% Change	Walgreens	% Change	Walgreens	% Change
1996	0		0		0	
1997	0	n/a	0	n/a	0	n/a
1998	0	n/a	0	n/a	0	n/a
1999	0	n/a	0	n/a	0	n/a
2000	0	n/a	0	n/a	0	n/a
2001	0	n/a	0	n/a	0	n/a
2002	0	n/a	0	n/a	0	n/a
2003	0	n/a	0	n/a	0	n/a
2004	0	n/a	0	n/a	0	n/a
2005	0	n/a	0	n/a	0	n/a
2006	30,200	n/a	709,490	n/a	472,993	n/a
2007	42,600	41.1%	907,527	27.9%	605,018	27.9%
2008	40,600	-4.7%	917,574	1.1%	611,716	1.1%
2009	37,300	-8.1%	745,597	-18.7%	497,064	-18.7%
2010	33,400	-10.5%	710,700	-4.7%	473,800	-4.7%
2011	43,500	30.2%	896,545	26.1%	597,697	26.1%
2012	45,300	4.1%	1,027,367	14.6%	684,911	14.6%
2013	14,800	-67.3%	290,802	-71.7%	193,868	-71.7%
2014	0	-100.0%	0	-100.0%	0	-100.0%
2015	0	n/a	0	n/a	0	n/a
2016	0	n/a	0	n/a	0	n/a
2017	0	n/a	0	n/a	0	n/a
2018	0	n/a	0	n/a	0	n/a
2019	0	n/a	0	n/a	0	n/a
Total	**287,700**		**6,205,601**		**4,137,068**	

Data source: ARCOS (2006-2014) and Defendant Distribution Data (Walgreens 1/2006 - 3/2014)

Walgreens # 04180 (9/1999 to 6/2015)
DEA: BW6301092
685 Portola Drive
San Francisco, CA 94127

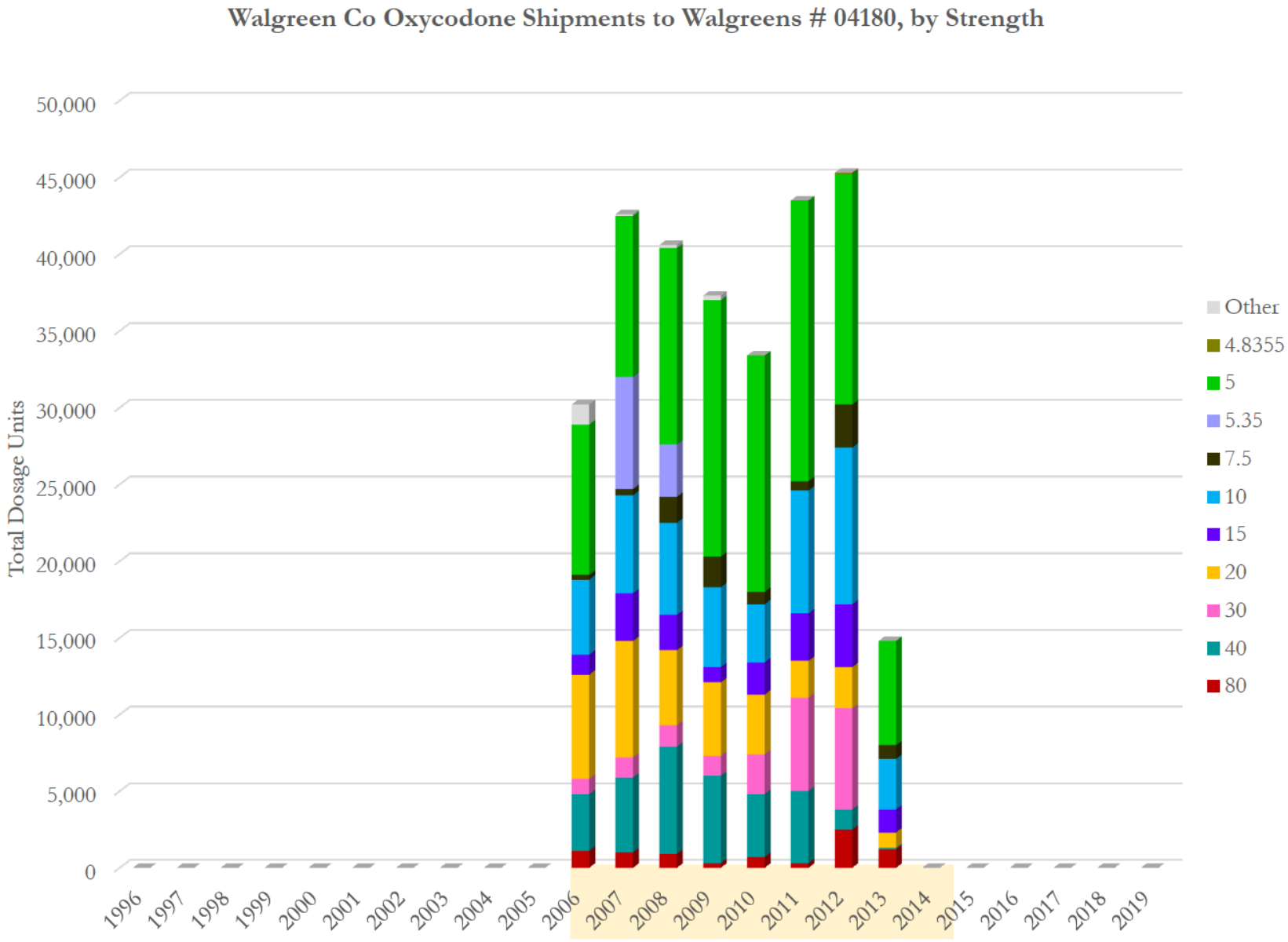

Data source: ARCOS (2006-2014) and Defendant Distribution Data (Walgreens 1/2006 - 3/2014)

Walgreens # 04180 (9/1999 to 6/2015)
DEA: BW6301092
685 Portola Drive
San Francisco, CA 94127

Walgreen Co Oxycodone Shipments to Walgreens # 04180, by Strength

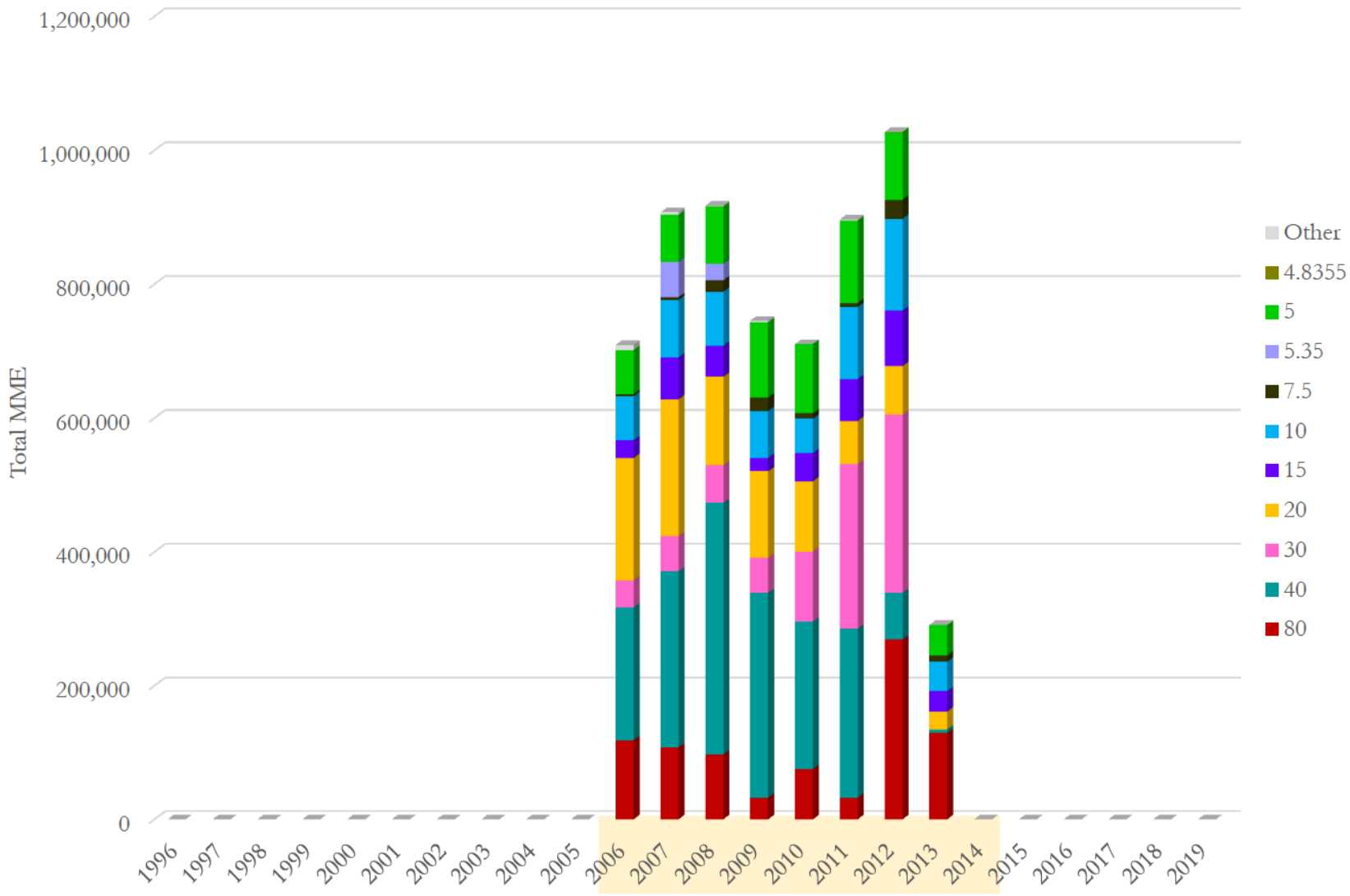

Data source: ARCOS (2006-2014) and Defendant Distribution Data (Walgreens 1/2006 - 3/2014)

Walgreens # 04180 (9/1999 to 6/2015)
DEA: BW6301092
685 Portola Drive
San Francisco, CA 94127

Walgreen Co Oxycodone Shipments to Walgreens # 04180, by Strength

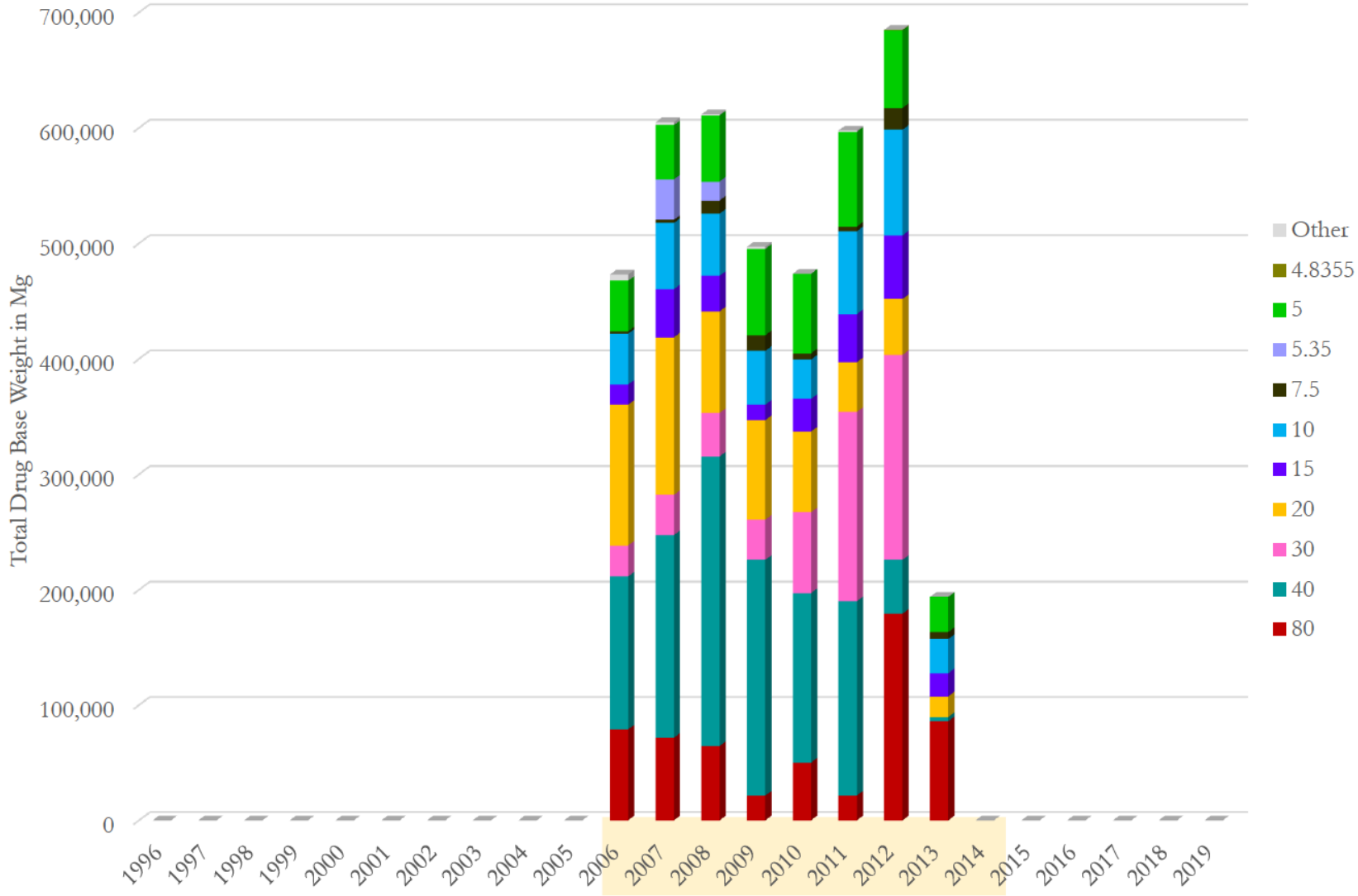

Data source: ARCOS (2006-2014) and Defendant Distribution Data (Walgreens 1/2006 - 3/2014)

Walgreens # 04180 (9/1999 to 6/2015)
DEA: BW6301092
685 Portola Drive
San Francisco, CA 94127

Walgreen Co Oxycodone Shipments to Walgreens # 04180, by Strength
(Total Dosage Units)

Strength Year\	80	40	30	20	15	10	7.5	5.35	5	4.8355	Other	Total	Avg. Str
1996	0	0	0	0	0	0	0	0	0	0	0	**0**	
1997	0	0	0	0	0	0	0	0	0	0	0	**0**	
1998	0	0	0	0	0	0	0	0	0	0	0	**0**	
1999	0	0	0	0	0	0	0	0	0	0	0	**0**	
2000	0	0	0	0	0	0	0	0	0	0	0	**0**	
2001	0	0	0	0	0	0	0	0	0	0	0	**0**	
2002	0	0	0	0	0	0	0	0	0	0	0	**0**	
2003	0	0	0	0	0	0	0	0	0	0	0	**0**	
2004	0	0	0	0	0	0	0	0	0	0	0	**0**	
2005	0	0	0	0	0	0	0	0	0	0	0	**0**	
2006	1,100	3,700	1,000	6,800	1,300	4,900	300	0	9,800	0	1,300	**30,200**	18.05
2007	1,000	4,900	1,300	7,600	3,100	6,400	400	7,300	10,500	0	100	**42,600**	15.81
2008	900	7,000	1,400	4,900	2,300	6,000	1,700	3,400	12,800	0	200	**40,600**	16.87
2009	300	5,700	1,300	4,800	1,000	5,200	2,000	0	16,700	0	300	**37,300**	14.93
2010	700	4,100	2,600	3,900	2,100	3,800	800	0	15,400	0	0	**33,400**	15.82
2011	300	4,700	6,100	2,400	3,100	8,000	600	0	18,300	0	0	**43,500**	15.30
2012	2,500	1,300	6,600	2,700	4,100	10,200	2,800	0	15,000	100	0	**45,300**	16.86
2013	1,200	100	0	1,000	1,500	3,300	900	0	6,800	0	0	**14,800**	14.61
2014	0	0	0	0	0	0	0	0	0	0	0	**0**	
2015	0	0	0	0	0	0	0	0	0	0	0	**0**	
2016	0	0	0	0	0	0	0	0	0	0	0	**0**	
2017	0	0	0	0	0	0	0	0	0	0	0	**0**	
2018	0	0	0	0	0	0	0	0	0	0	0	**0**	
2019	0	0	0	0	0	0	0	0	0	0	0	**0**	
Total	**8,000**	**31,500**	**20,300**	**34,100**	**18,500**	**47,800**	**9,500**	**10,700**	**105,300**	**100**	**1,900**	**287,700**	16.10

Data source: ARCOS (2006-2014) and Defendant Distribution Data (Walgreens 1/2006 - 3/2014)

Walgreens # 04180 (9/1999 to 6/2015)
DEA: BW6301092
685 Portola Drive
San Francisco, CA 94127

Walgreen Co Oxycodone Shipments to Walgreens # 04180, by Strength
(Total MME)

Strength Year\	80	40	30	20	15	10	7.5	5.35	5	4.8355	Other	Total	Avg. Str
1996	0	0	0	0	0	0	0	0	0	0	0	**0**	
1997	0	0	0	0	0	0	0	0	0	0	0	**0**	
1998	0	0	0	0	0	0	0	0	0	0	0	**0**	
1999	0	0	0	0	0	0	0	0	0	0	0	**0**	
2000	0	0	0	0	0	0	0	0	0	0	0	**0**	
2001	0	0	0	0	0	0	0	0	0	0	0	**0**	
2002	0	0	0	0	0	0	0	0	0	0	0	**0**	
2003	0	0	0	0	0	0	0	0	0	0	0	**0**	
2004	0	0	0	0	0	0	0	0	0	0	0	**0**	
2005	0	0	0	0	0	0	0	0	0	0	0	**0**	
2006	118,338	199,023	40,343	182,886	26,223	65,893	3,026	0	65,892	0	7,867	**709,490**	18.05
2007	107,580	263,571	52,445	204,402	62,531	86,064	4,034	52,513	70,599	0	3,787	**907,527**	15.81
2008	96,822	376,530	56,480	131,786	46,394	80,685	17,146	24,458	86,064	0	1,210	**917,574**	16.87
2009	32,274	306,603	52,445	129,096	20,171	69,927	20,171	0	112,287	0	2,622	**745,597**	14.93
2010	75,306	220,539	104,891	104,891	42,360	51,101	8,069	0	103,546	0	0	**710,700**	15.82
2011	32,274	252,813	246,089	64,548	62,531	107,580	6,051	0	123,045	0	1,614	**896,545**	15.30
2012	268,950	69,927	266,261	72,617	82,702	137,165	28,240	0	100,856	650	0	**1,027,367**	16.86
2013	129,096	5,379	0	26,895	30,257	44,377	9,077	0	45,722	0	0	**290,802**	14.61
2014	0	0	0	0	0	0	0	0	0	0	0	**0**	
2015	0	0	0	0	0	0	0	0	0	0	0	**0**	
2016	0	0	0	0	0	0	0	0	0	0	0	**0**	
2017	0	0	0	0	0	0	0	0	0	0	0	**0**	
2018	0	0	0	0	0	0	0	0	0	0	0	**0**	
2019	0	0	0	0	0	0	0	0	0	0	0	**0**	
Total	**860,640**	**1,694,385**	**818,953**	**917,120**	**373,168**	**642,791**	**95,813**	**76,972**	**708,011**	**650**	**17,100**	**6,205,601**	16.10

Data source: ARCOS (2006-2014) and Defendant Distribution Data (Walgreens 1/2006 - 3/2014)

Walgreens # 04180 (9/1999 to 6/2015)
DEA: BW6301092
685 Portola Drive
San Francisco, CA 94127

Walgreen Co Oxycodone Shipments to Walgreens # 04180, by Strength
(Total Drug Base Weight in Milligram)

Strength Year\	80	40	30	20	15	10	7.5	5.35	5	4.8355	Other	Total	Avg. Str
1996	0	0	0	0	0	0	0	0	0	0	0	**0**	
1997	0	0	0	0	0	0	0	0	0	0	0	**0**	
1998	0	0	0	0	0	0	0	0	0	0	0	**0**	
1999	0	0	0	0	0	0	0	0	0	0	0	**0**	
2000	0	0	0	0	0	0	0	0	0	0	0	**0**	
2001	0	0	0	0	0	0	0	0	0	0	0	**0**	
2002	0	0	0	0	0	0	0	0	0	0	0	**0**	
2003	0	0	0	0	0	0	0	0	0	0	0	**0**	
2004	0	0	0	0	0	0	0	0	0	0	0	**0**	
2005	0	0	0	0	0	0	0	0	0	0	0	**0**	
2006	78,892	132,682	26,895	121,924	17,482	43,929	2,017	0	43,928	0	5,245	**472,993**	18.05
2007	71,720	175,714	34,964	136,268	41,687	57,376	2,690	35,009	47,066	0	2,524	**605,018**	15.81
2008	64,548	251,020	37,653	87,857	30,929	53,790	11,430	16,306	57,376	0	807	**611,716**	16.87
2009	21,516	204,402	34,964	86,064	13,448	46,618	13,448	0	74,858	0	1,748	**497,064**	14.93
2010	50,204	147,026	69,927	69,927	28,240	34,067	5,379	0	69,031	0	0	**473,800**	15.82
2011	21,516	168,542	164,060	43,032	41,687	71,720	4,034	0	82,030	0	1,076	**597,697**	15.30
2012	179,300	46,618	177,507	48,411	55,135	91,443	18,827	0	67,238	434	0	**684,911**	16.86
2013	86,064	3,586	0	17,930	20,171	29,585	6,051	0	30,481	0	0	**193,868**	14.61
2014	0	0	0	0	0	0	0	0	0	0	0	**0**	
2015	0	0	0	0	0	0	0	0	0	0	0	**0**	
2016	0	0	0	0	0	0	0	0	0	0	0	**0**	
2017	0	0	0	0	0	0	0	0	0	0	0	**0**	
2018	0	0	0	0	0	0	0	0	0	0	0	**0**	
2019	0	0	0	0	0	0	0	0	0	0	0	**0**	
Total	**573,760**	**1,129,590**	**545,969**	**611,413**	**248,779**	**428,527**	**63,876**	**51,314**	**472,007**	**434**	**11,400**	**4,137,068**	16.10

Data source: ARCOS (2006-2014) and Defendant Distribution Data (Walgreens 1/2006 - 3/2014)

Walgreens # 04180 (9/1999 to 6/2015)
DEA: BW6301092
685 Portola Drive
San Francisco, CA 94127

Anda, Inc Hydrocodone Shipments to Walgreens # 04180

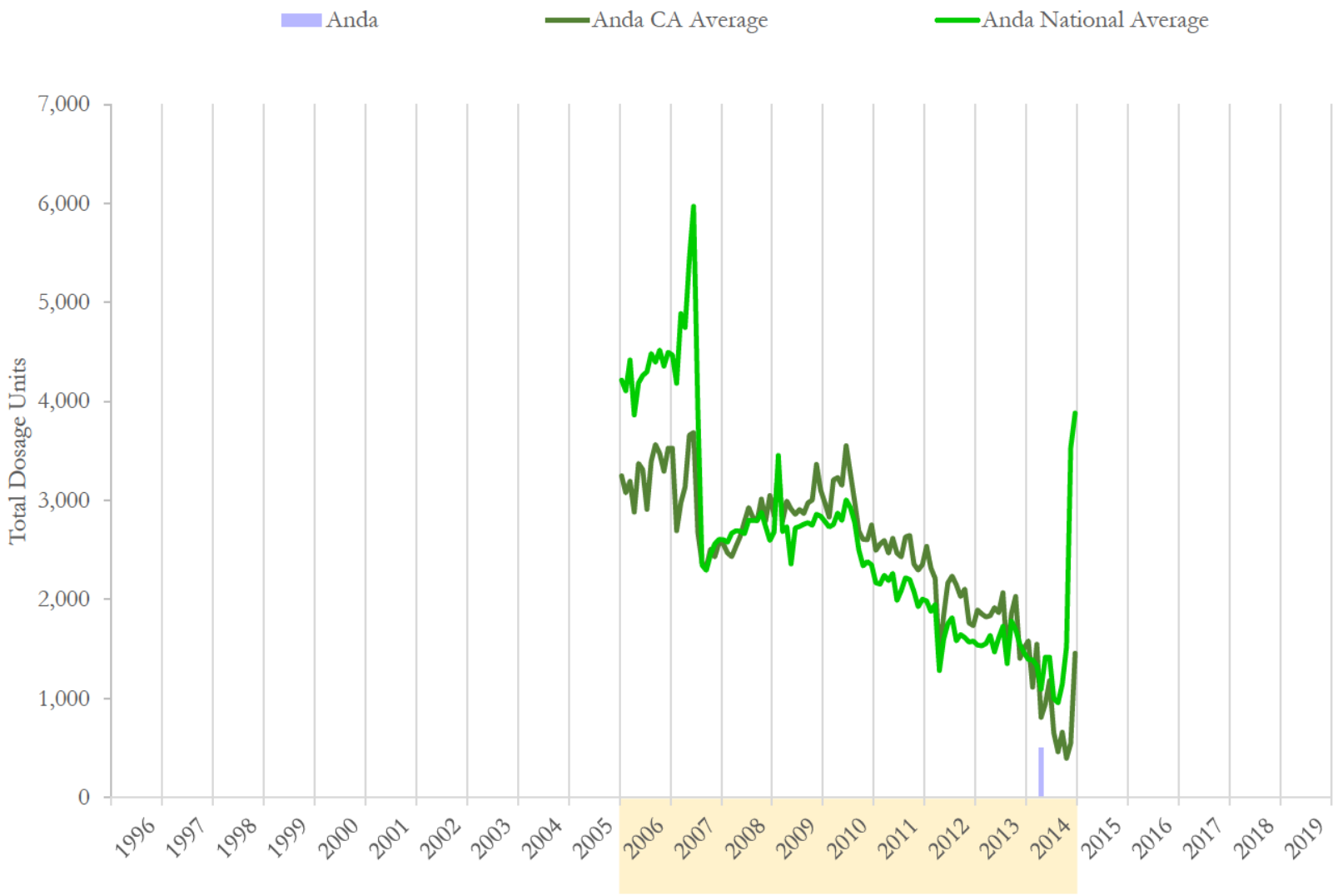

National and state averages reflect hydrocodone shipped from Anda, Inc to all active pharmacies each month.
Data source: ARCOS (2006-2014) and Defendant Distribution Data (Anda 12/1996 - 1/2015)

Walgreens # 04180 (9/1999 to 6/2015)
DEA: BW6301092
685 Portola Drive
San Francisco, CA 94127

Anda, Inc Hydrocodone Shipments to Walgreens # 04180

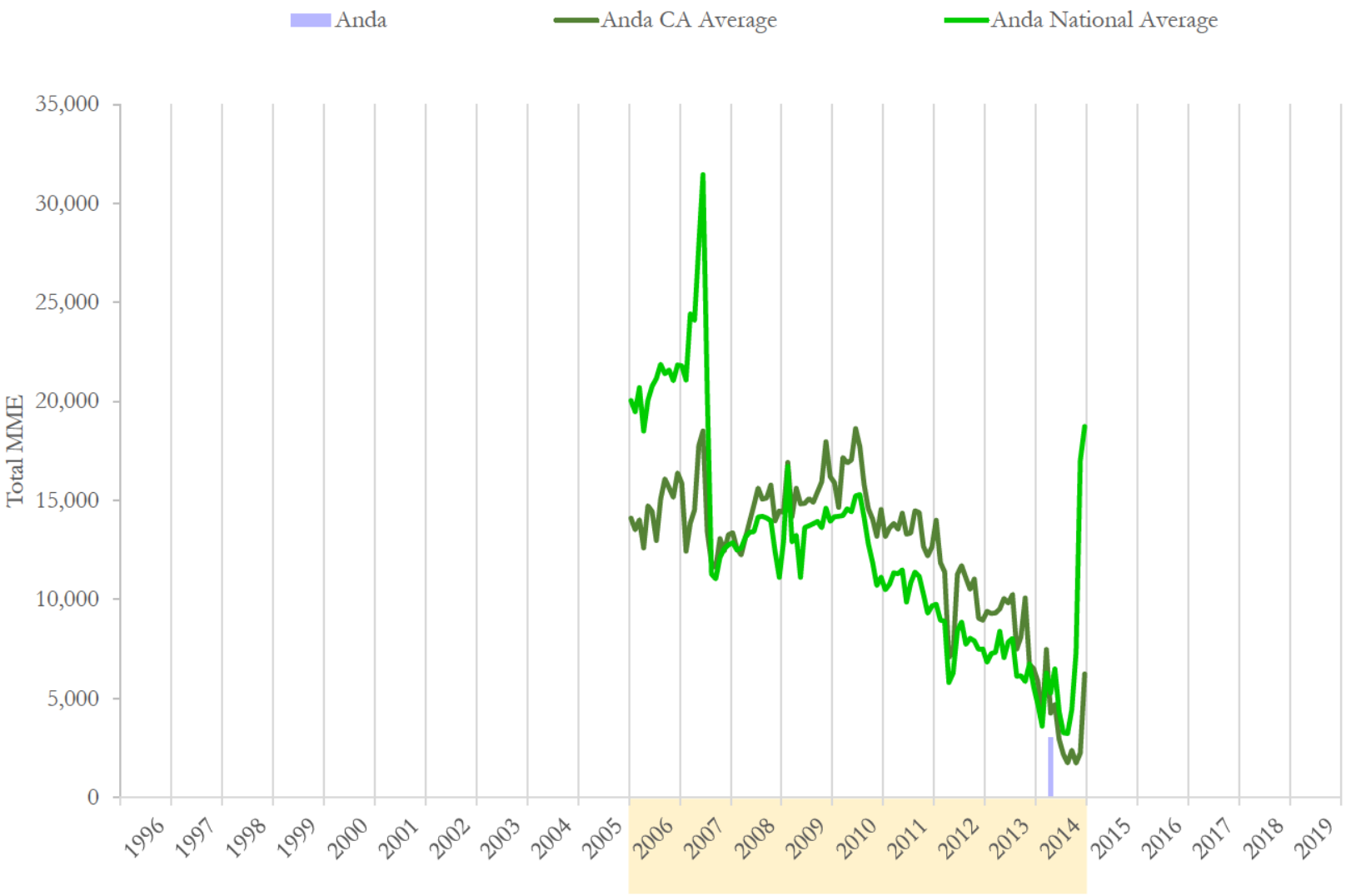

National and state averages reflect hydrocodone shipped from Anda, Inc to all active pharmacies each month.
Data source: ARCOS (2006-2014) and Defendant Distribution Data (Anda 12/1996 - 1/2015)

Walgreens # 04180 (9/1999 to 6/2015)
DEA: BW6301092
685 Portola Drive
San Francisco, CA 94127

Anda, Inc Hydrocodone Shipments to Walgreens # 04180

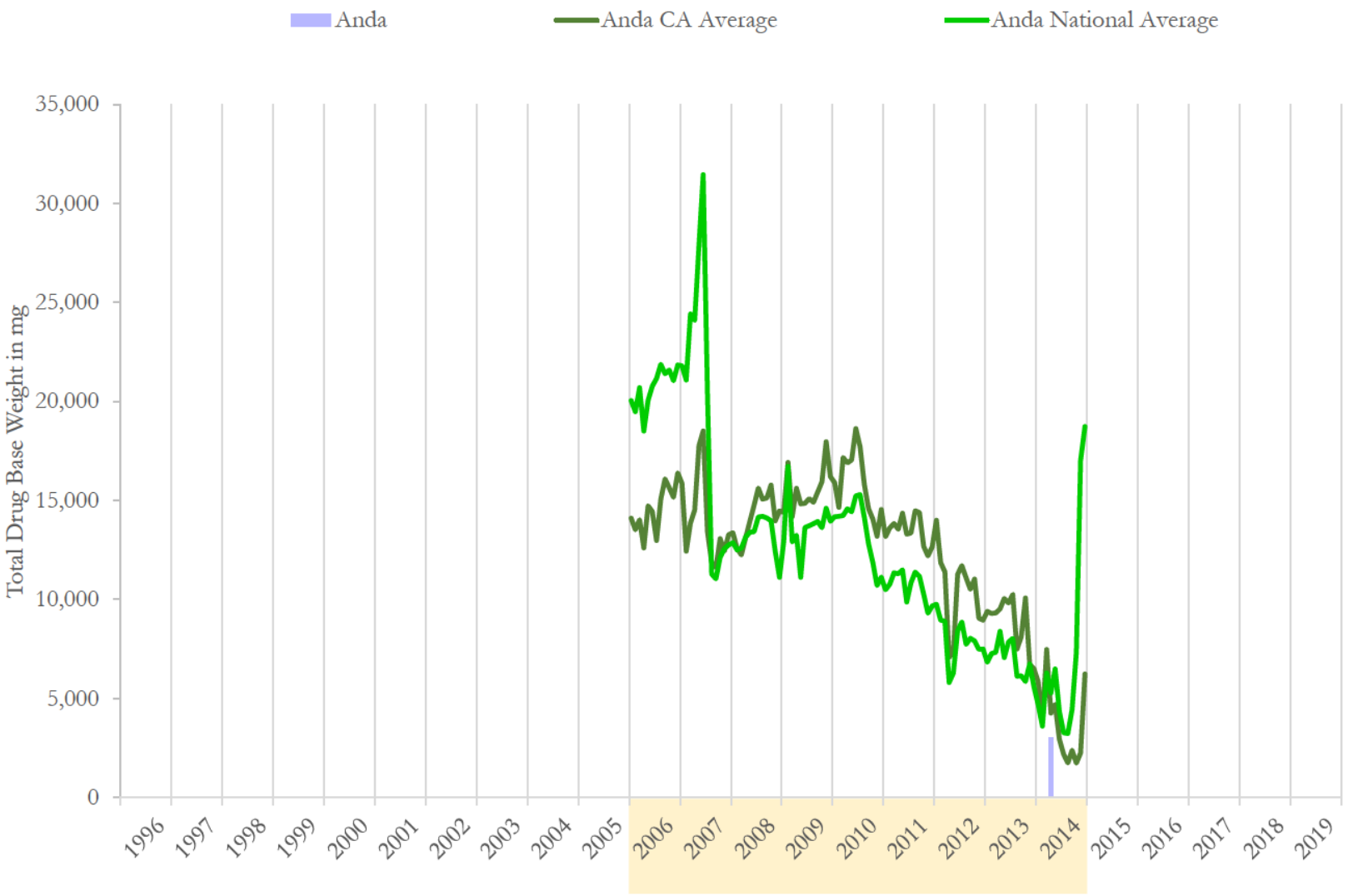

National and state averages reflect hydrocodone shipped from Anda, Inc to all active pharmacies each month.
Data source: ARCOS (2006-2014) and Defendant Distribution Data (Anda 12/1996 - 1/2015)

Walgreens # 04180 (9/1999 to 6/2015)
DEA: BW6301092
685 Portola Drive
San Francisco, CA 94127

Anda, Inc Hydrocodone Shipments to Walgreens # 04180

	Dosage Units		MME		Drug Base Weight in mg	
Date	Anda	% Change	Anda	% Change	Anda	% Change
01/2014	0	n/a	0	n/a	0	n/a
02/2014	0	n/a	0	n/a	0	n/a
03/2014	0	n/a	0	n/a	0	n/a
04/2014	500	n/a	3,027	n/a	3,027	n/a
05/2014	0	-100.0%	0	-100.0%	0	-100.0%
06/2014	0	n/a	0	n/a	0	n/a
07/2014	0	n/a	0	n/a	0	n/a
08/2014	0	n/a	0	n/a	0	n/a
09/2014	0	n/a	0	n/a	0	n/a
10/2014	0	n/a	0	n/a	0	n/a
11/2014	0	n/a	0	n/a	0	n/a
12/2014	0	n/a	0	n/a	0	n/a
01/2015	0	n/a	0	n/a	0	n/a
02/2015	0	n/a	0	n/a	0	n/a
03/2015	0	n/a	0	n/a	0	n/a
04/2015	0	n/a	0	n/a	0	n/a
05/2015	0	n/a	0	n/a	0	n/a
06/2015	0	n/a	0	n/a	0	n/a
07/2015	0	n/a	0	n/a	0	n/a
08/2015	0	n/a	0	n/a	0	n/a
09/2015	0	n/a	0	n/a	0	n/a
10/2015	0	n/a	0	n/a	0	n/a
11/2015	0	n/a	0	n/a	0	n/a
12/2015	0	n/a	0	n/a	0	n/a

Data source: ARCOS (2006-2014) and Defendant Distribution Data (Anda 12/1996 - 1/2015)

Walgreens # 04180 (9/1999 to 6/2015)
DEA: BW6301092
685 Portola Drive
San Francisco, CA 94127

Anda, Inc Hydrocodone Shipments to Walgreens # 04180

	Dosage Units		MME		Drug Base Weight in mg	
Date	**Anda**	**% Change**	**Anda**	**% Change**	**Anda**	**% Change**
1996	0		0		0	
1997	0	n/a	0	n/a	0	n/a
1998	0	n/a	0	n/a	0	n/a
1999	0	n/a	0	n/a	0	n/a
2000	0	n/a	0	n/a	0	n/a
2001	0	n/a	0	n/a	0	n/a
2002	0	n/a	0	n/a	0	n/a
2003	0	n/a	0	n/a	0	n/a
2004	0	n/a	0	n/a	0	n/a
2005	0	n/a	0	n/a	0	n/a
2006	0	n/a	0	n/a	0	n/a
2007	0	n/a	0	n/a	0	n/a
2008	0	n/a	0	n/a	0	n/a
2009	0	n/a	0	n/a	0	n/a
2010	0	n/a	0	n/a	0	n/a
2011	0	n/a	0	n/a	0	n/a
2012	0	n/a	0	n/a	0	n/a
2013	0	n/a	0	n/a	0	n/a
2014	500	n/a	3,027	n/a	3,027	n/a
2015	0	-100.0%	0	-100.0%	0	-100.0%
2016	0	n/a	0	n/a	0	n/a
2017	0	n/a	0	n/a	0	n/a
2018	0	n/a	0	n/a	0	n/a
2019	0	n/a	0	n/a	0	n/a
Total	**500**		**3,027**		**3,027**	

Data source: ARCOS (2006-2014) and Defendant Distribution Data (Anda 12/1996 - 1/2015)

Walgreens # 04180 (9/1999 to 6/2015)
DEA: BW6301092
685 Portola Drive
San Francisco, CA 94127

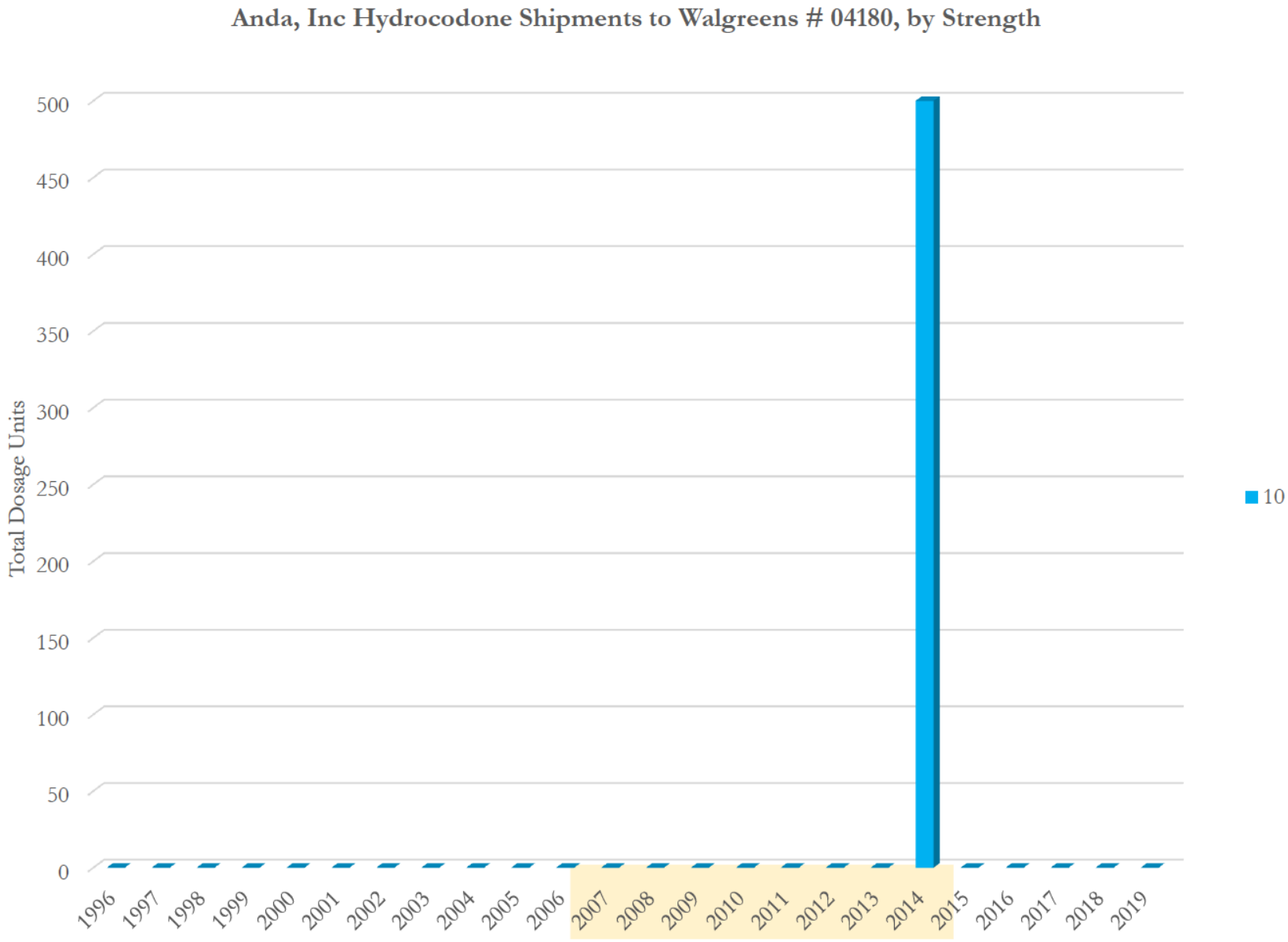

Data source: ARCOS (2006-2014) and Defendant Distribution Data (Anda 12/1996 - 1/2015)

Walgreens # 04180 (9/1999 to 6/2015)
DEA: BW6301092
685 Portola Drive
San Francisco, CA 94127

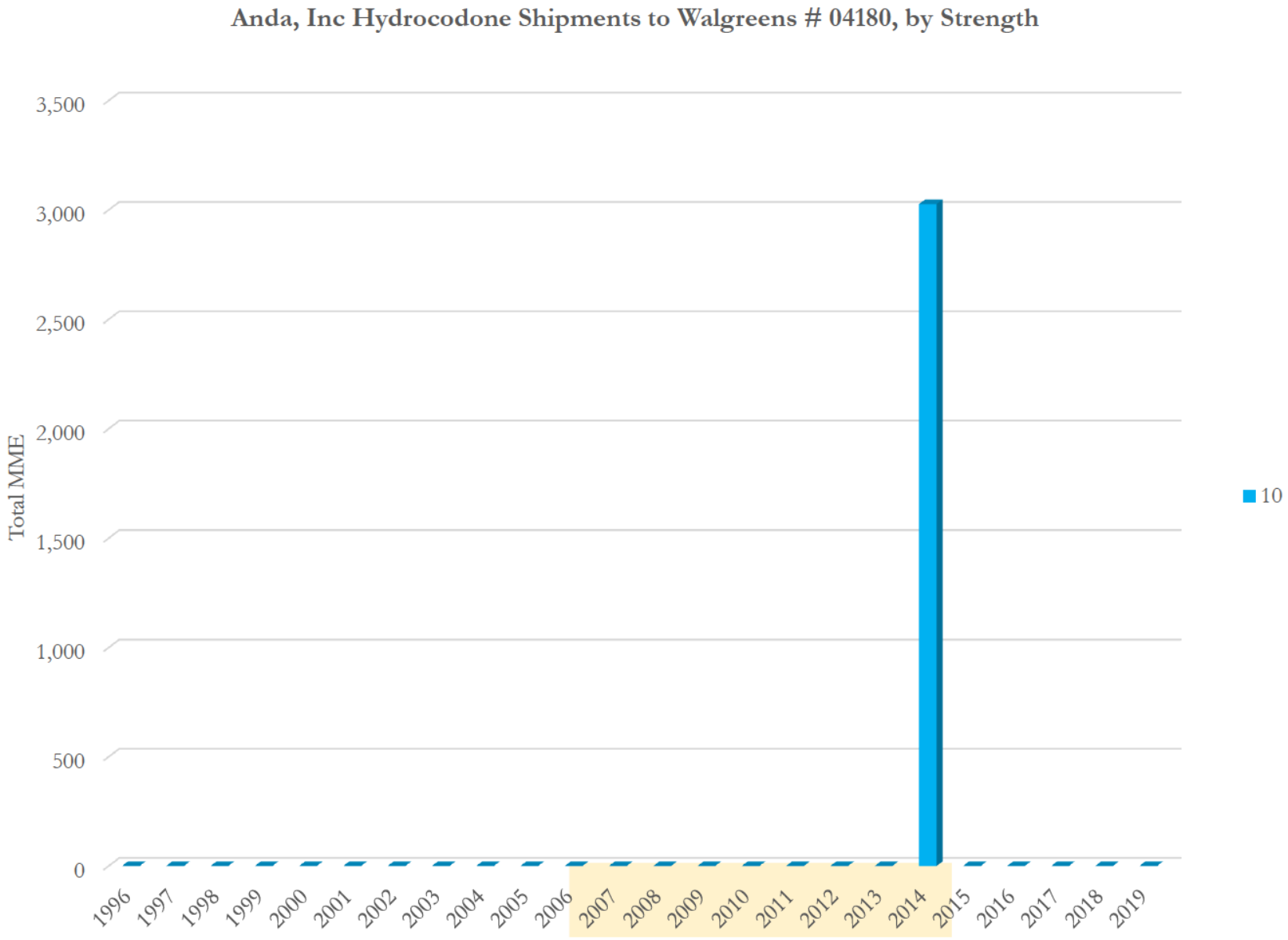

Data source: ARCOS (2006-2014) and Defendant Distribution Data (Anda 12/1996 - 1/2015)

Walgreens # 04180 (9/1999 to 6/2015)
DEA: BW6301092
685 Portola Drive
San Francisco, CA 94127

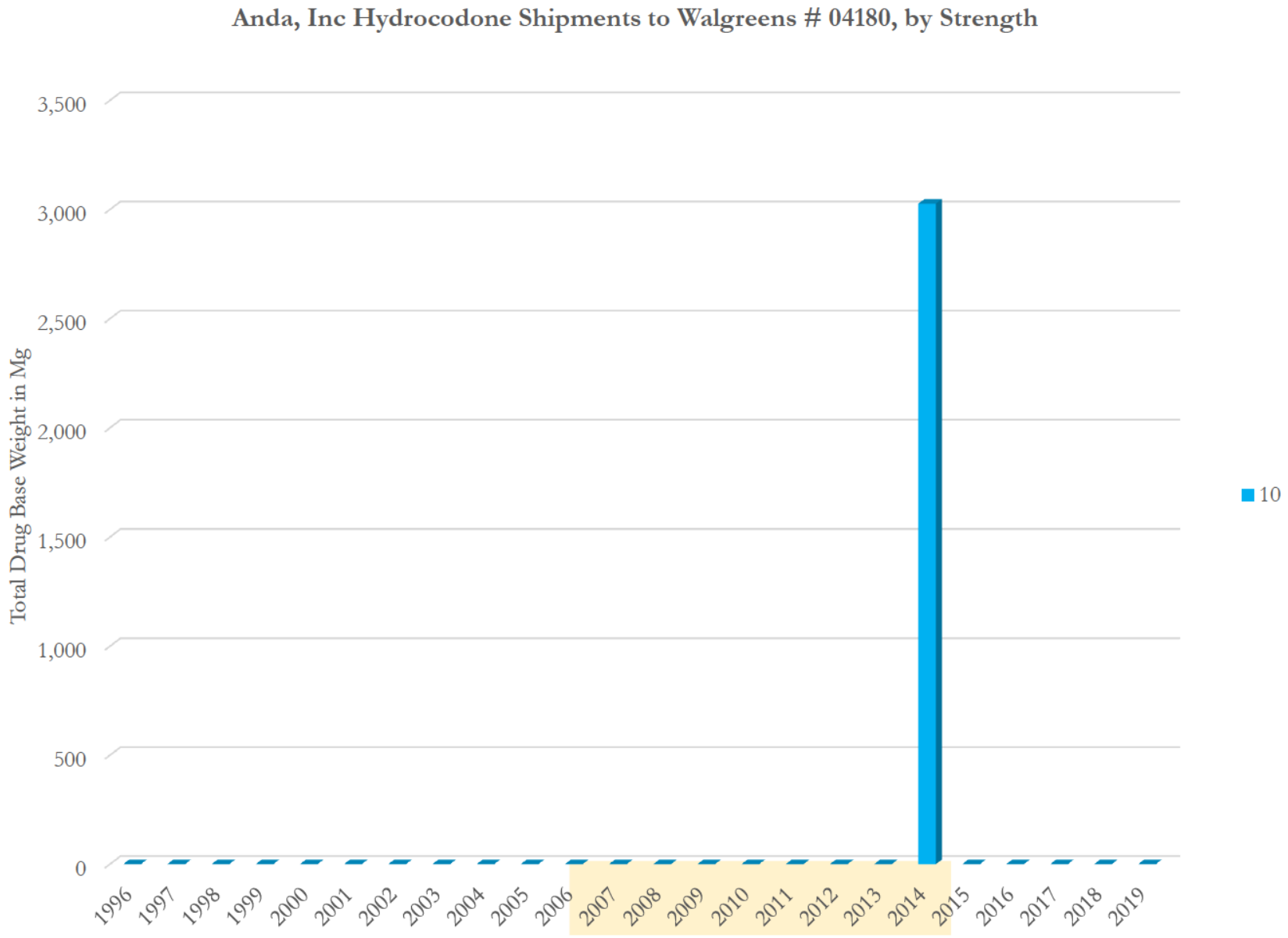

Data source: ARCOS (2006-2014) and Defendant Distribution Data (Anda 12/1996 - 1/2015)

Anda, Inc Hydrocodone Shipments to Walgreens # 04180, by Strength
(Total Dosage Units)

Strength Year\	10	Total	Avg. Str
1996	0	**0**	
1997	0	**0**	
1998	0	**0**	
1999	0	**0**	
2000	0	**0**	
2001	0	**0**	
2002	0	**0**	
2003	0	**0**	
2004	0	**0**	
2005	0	**0**	
2006	0	**0**	
2007	0	**0**	
2008	0	**0**	
2009	0	**0**	
2010	0	**0**	
2011	0	**0**	
2012	0	**0**	
2013	0	**0**	
2014	500	**500**	10.00
2015	0	**0**	
2016	0	**0**	
2017	0	**0**	
2018	0	**0**	
2019	0	**0**	
Total	**500**	**500**	10.00

Data source: ARCOS (2006-2014) and Defendant Distribution Data (Anda 12/1996 - 1/2015)

Anda, Inc Hydrocodone Shipments to Walgreens # 04180, by Strength
(Total MME)

Strength Year\	10	Total	Avg. Str
1996	0	**0**	
1997	0	**0**	
1998	0	**0**	
1999	0	**0**	
2000	0	**0**	
2001	0	**0**	
2002	0	**0**	
2003	0	**0**	
2004	0	**0**	
2005	0	**0**	
2006	0	**0**	
2007	0	**0**	
2008	0	**0**	
2009	0	**0**	
2010	0	**0**	
2011	0	**0**	
2012	0	**0**	
2013	0	**0**	
2014	3,027	**3,027**	10.00
2015	0	**0**	
2016	0	**0**	
2017	0	**0**	
2018	0	**0**	
2019	0	**0**	
Total	**3,027**	**3,027**	10.00

Data source: ARCOS (2006-2014) and Defendant Distribution Data (Anda 12/1996 - 1/2015)

Anda, Inc Hydrocodone Shipments to Walgreens # 04180, by Strength
(Total Drug Base Weight in Milligram)

Strength Year\	10	Total	Avg. Str
1996	0	**0**	
1997	0	**0**	
1998	0	**0**	
1999	0	**0**	
2000	0	**0**	
2001	0	**0**	
2002	0	**0**	
2003	0	**0**	
2004	0	**0**	
2005	0	**0**	
2006	0	**0**	
2007	0	**0**	
2008	0	**0**	
2009	0	**0**	
2010	0	**0**	
2011	0	**0**	
2012	0	**0**	
2013	0	**0**	
2014	3,027	**3,027**	10.00
2015	0	**0**	
2016	0	**0**	
2017	0	**0**	
2018	0	**0**	
2019	0	**0**	
Total	**3,027**	**3,027**	10.00

Data source: ARCOS (2006-2014) and Defendant Distribution Data (Anda 12/1996 - 1/2015)

Walgreens # 04180 (9/1999 to 6/2015)
DEA: BW6301092
685 Portola Drive
San Francisco, CA 94127

Walgreen Co Hydrocodone Shipments to Walgreens # 04180

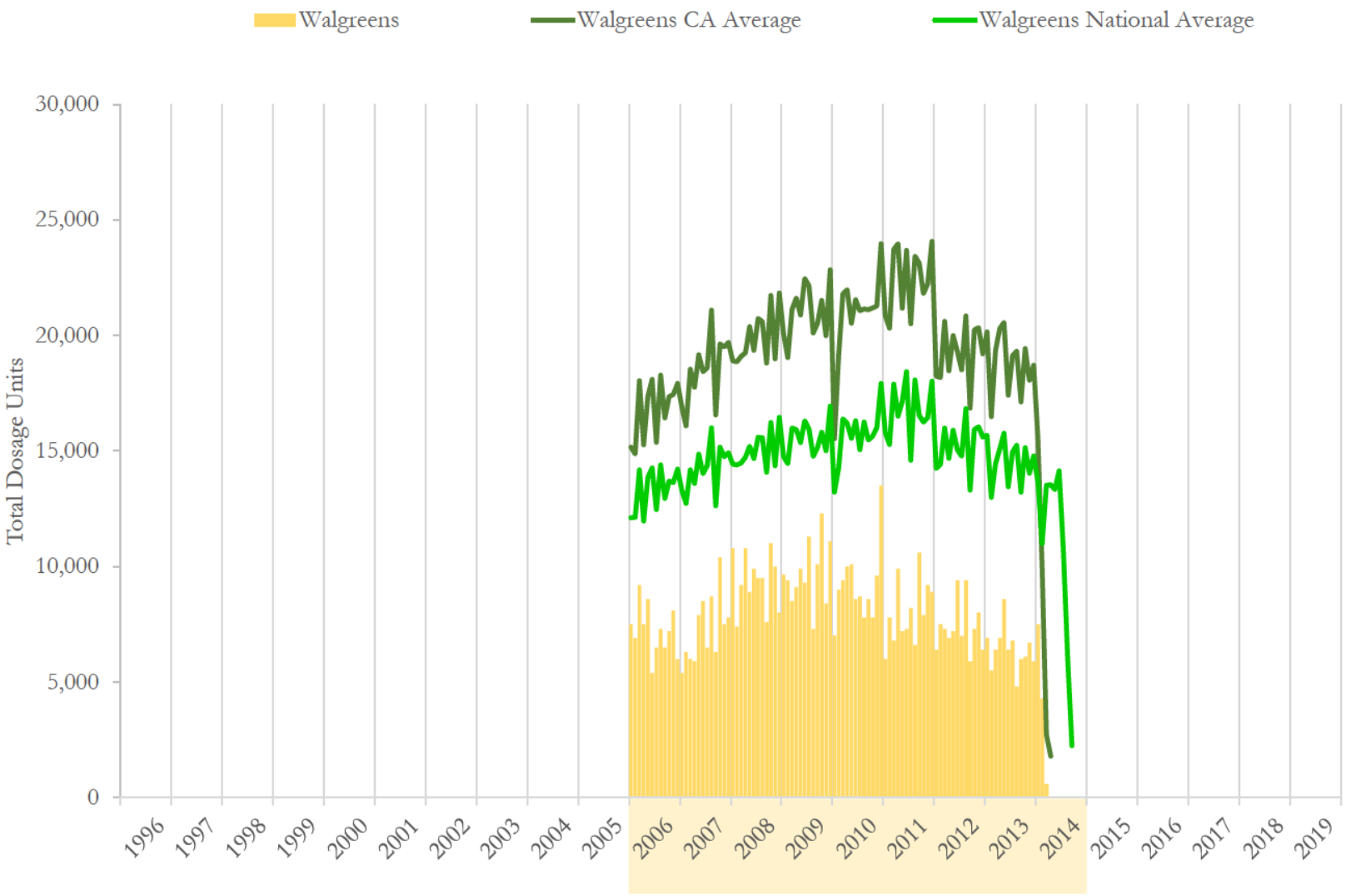

National and state averages reflect hydrocodone shipped from Walgreen Co to all active pharmacies each month.
Data source: ARCOS (2006-2014) and Defendant Distribution Data (Walgreens 1/2006 - 3/2014)

Walgreens # 04180 (9/1999 to 6/2015)
DEA: BW6301092
685 Portola Drive
San Francisco, CA 94127

Walgreen Co Hydrocodone Shipments to Walgreens # 04180

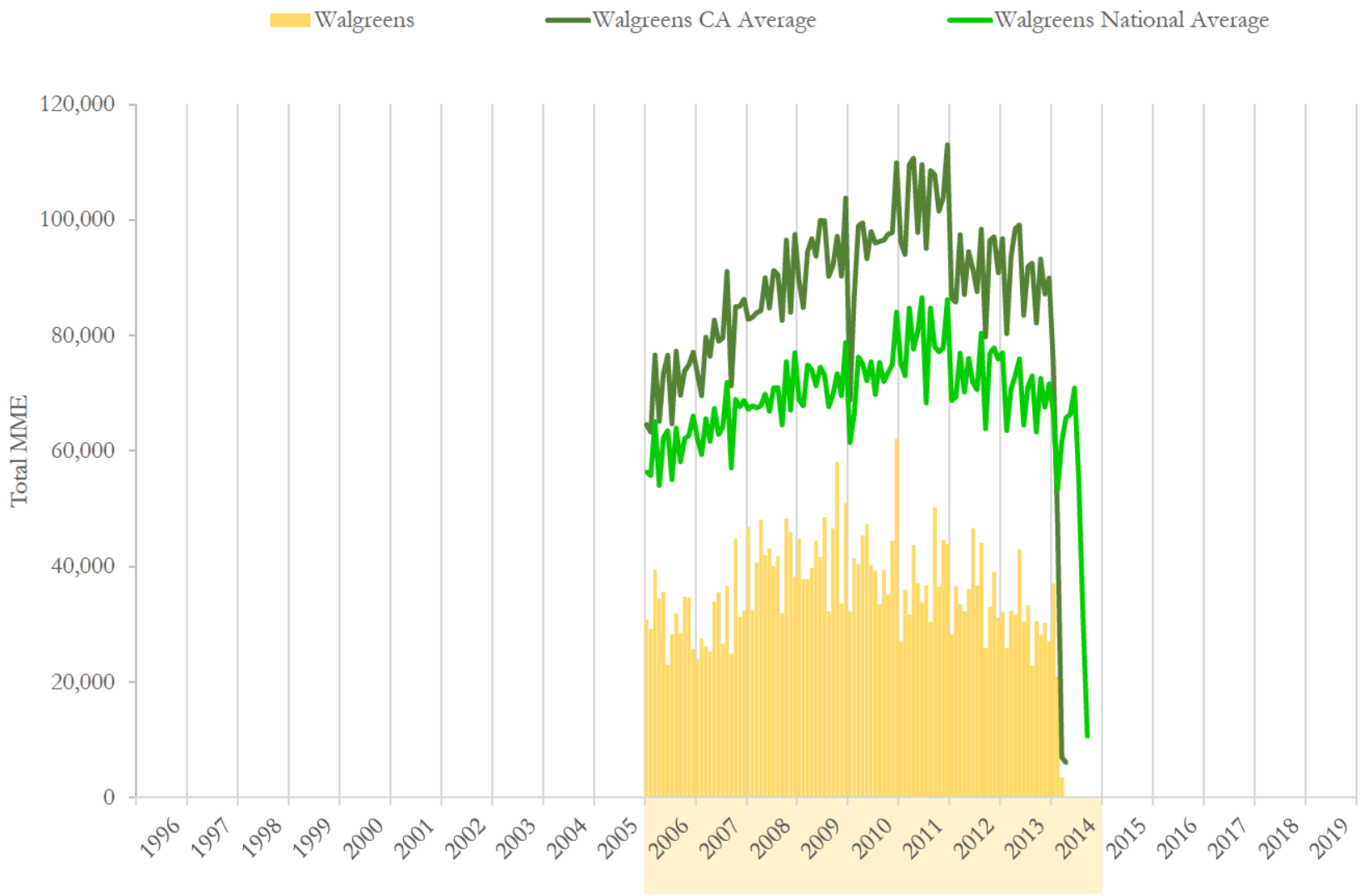

National and state averages reflect hydrocodone shipped from Walgreen Co to all active pharmacies each month.
Data source: ARCOS (2006-2014) and Defendant Distribution Data (Walgreens 1/2006 - 3/2014)

Walgreens # 04180 (9/1999 to 6/2015)
DEA: BW6301092
685 Portola Drive
San Francisco, CA 94127

Walgreen Co Hydrocodone Shipments to Walgreens # 04180

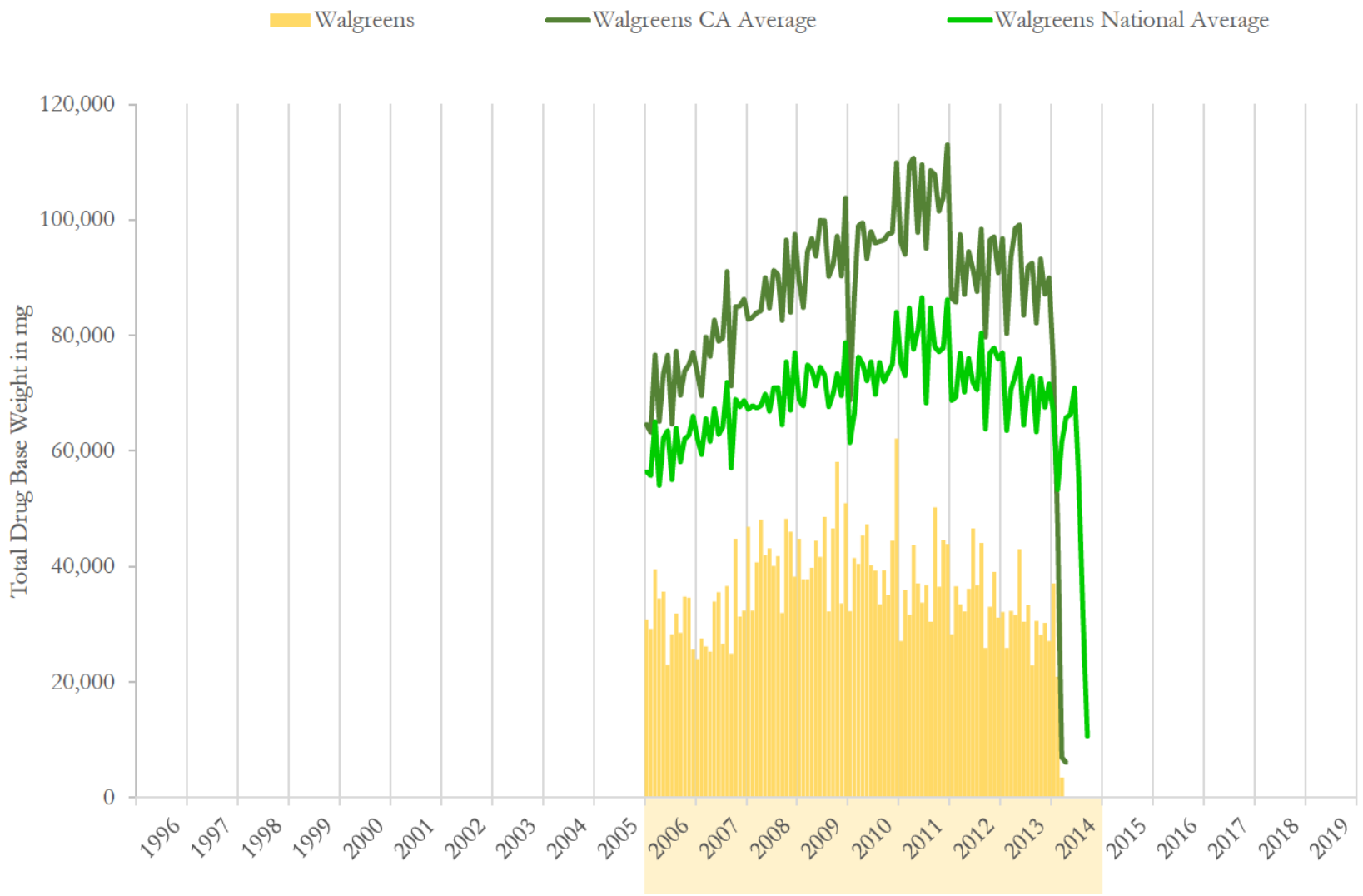

National and state averages reflect hydrocodone shipped from Walgreen Co to all active pharmacies each month.
Data source: ARCOS (2006-2014) and Defendant Distribution Data (Walgreens 1/2006 - 3/2014)

Walgreens # 04180 (9/1999 to 6/2015)
DEA: BW6301092
685 Portola Drive
San Francisco, CA 94127

Walgreen Co Hydrocodone Shipments to Walgreens # 04180

	Dosage Units		MME		Drug Base Weight in mg	
Date	Walgreens	% Change	Walgreens	% Change	Walgreens	% Change
01/2006	7,500	n/a	30,802	n/a	30,802	n/a
02/2006	6,900	-8.0%	29,194	-5.2%	29,194	-5.2%
03/2006	9,200	33.3%	39,462	35.2%	39,462	35.2%
04/2006	7,500	-18.5%	34,459	-12.7%	34,459	-12.7%
05/2006	8,600	14.7%	35,654	3.5%	35,654	3.5%
06/2006	5,400	-37.2%	22,973	-35.6%	22,973	-35.6%
07/2006	6,500	20.4%	28,246	23.0%	28,246	23.0%
08/2006	7,300	12.3%	31,854	12.8%	31,854	12.8%
09/2006	6,500	-11.0%	28,532	-10.4%	28,532	-10.4%
10/2006	7,200	10.8%	34,762	21.8%	34,762	21.8%
11/2006	8,100	12.5%	34,602	-0.5%	34,602	-0.5%
12/2006	6,000	-25.9%	25,730	-25.6%	25,730	-25.6%
01/2007	5,400	-10.0%	23,983	-6.8%	23,983	-6.8%
02/2007	6,300	16.7%	27,546	14.9%	27,546	14.9%
03/2007	6,000	-4.8%	26,167	-5.0%	26,167	-5.0%
04/2007	5,900	-1.7%	25,243	-3.5%	25,243	-3.5%
05/2007	7,900	33.9%	33,902	34.3%	33,902	34.3%
06/2007	8,500	7.6%	35,567	4.9%	35,567	4.9%
07/2007	6,500	-23.5%	26,638	-25.1%	26,638	-25.1%
08/2007	8,700	33.8%	36,627	37.5%	36,627	37.5%
09/2007	6,300	-27.6%	24,940	-31.9%	24,940	-31.9%
10/2007	10,400	65.1%	44,783	79.6%	44,783	79.6%
11/2007	7,500	-27.9%	31,329	-30.0%	31,329	-30.0%
12/2007	7,800	4.0%	32,365	3.3%	32,365	3.3%

Data source: ARCOS (2006-2014) and Defendant Distribution Data (Walgreens 1/2006 - 3/2014)

Walgreens # 04180 (9/1999 to 6/2015)
DEA: BW6301092
685 Portola Drive
San Francisco, CA 94127

Walgreen Co Hydrocodone Shipments to Walgreens # 04180

	Dosage Units		MME		Drug Base Weight in mg	
Date	Walgreens	% Change	Walgreens	% Change	Walgreens	% Change
01/2008	10,800	38.5%	46,870	44.8%	46,870	44.8%
02/2008	7,400	-31.5%	32,373	-30.9%	32,373	-30.9%
03/2008	9,200	24.3%	40,697	25.7%	40,697	25.7%
04/2008	10,800	17.4%	48,064	18.1%	48,064	18.1%
05/2008	8,900	-17.6%	41,891	-12.8%	41,891	-12.8%
06/2008	9,900	11.2%	43,135	3.0%	43,135	3.0%
07/2008	9,500	-4.0%	40,083	-7.1%	40,083	-7.1%
08/2008	9,500	0.0%	41,773	4.2%	41,773	4.2%
09/2008	7,600	-20.0%	31,927	-23.6%	31,927	-23.6%
10/2008	11,000	44.7%	48,240	51.1%	48,240	51.1%
11/2008	10,000	-9.1%	45,994	-4.7%	45,994	-4.7%
12/2008	8,000	-20.0%	38,218	-16.9%	38,218	-16.9%
01/2009	9,640	20.5%	44,801	17.2%	44,801	17.2%
02/2009	9,400	-2.5%	37,805	-15.6%	37,805	-15.6%
03/2009	8,500	-9.6%	37,789	0.0%	37,789	0.0%
04/2009	9,100	7.1%	39,773	5.2%	39,773	5.2%
05/2009	9,900	8.8%	44,497	11.9%	44,497	11.9%
06/2009	9,300	-6.1%	41,621	-6.5%	41,621	-6.5%
07/2009	11,300	21.5%	48,583	16.7%	48,583	16.7%
08/2009	7,300	-35.4%	32,238	-33.6%	32,238	-33.6%
09/2009	10,100	38.4%	46,600	44.6%	46,600	44.6%
10/2009	12,300	21.8%	58,118	24.7%	58,118	24.7%
11/2009	8,400	-31.7%	33,600	-42.2%	33,600	-42.2%
12/2009	11,100	32.1%	50,956	51.7%	50,956	51.7%

Data source: ARCOS (2006-2014) and Defendant Distribution Data (Walgreens 1/2006 - 3/2014)

Walgreens # 04180 (9/1999 to 6/2015)
DEA: BW6301092
685 Portola Drive
San Francisco, CA 94127

Walgreen Co Hydrocodone Shipments to Walgreens # 04180

	Dosage Units		MME		Drug Base Weight in mg	
Date	Walgreens	% Change	Walgreens	% Change	Walgreens	% Change
01/2010	7,020	-36.8%	32,294	-36.6%	32,294	-36.6%
02/2010	9,000	28.2%	41,454	28.4%	41,454	28.4%
03/2010	9,400	4.4%	40,410	-2.5%	40,410	-2.5%
04/2010	10,000	6.4%	45,373	12.3%	45,373	12.3%
05/2010	10,100	1.0%	47,324	4.3%	47,324	4.3%
06/2010	8,600	-14.9%	40,243	-15.0%	40,243	-15.0%
07/2010	8,700	1.2%	39,319	-2.3%	39,319	-2.3%
08/2010	7,800	-10.3%	33,448	-14.9%	33,448	-14.9%
09/2010	8,600	10.3%	39,335	17.6%	39,335	17.6%
10/2010	7,800	-9.3%	35,073	-10.8%	35,073	-10.8%
11/2010	9,600	23.1%	44,497	26.9%	44,497	26.9%
12/2010	13,500	40.6%	62,140	39.6%	62,140	39.6%
01/2011	6,000	-55.6%	27,084	-56.4%	27,084	-56.4%
02/2011	7,800	30.0%	35,997	32.9%	35,997	32.9%
03/2011	6,800	-12.8%	31,678	-12.0%	31,678	-12.0%
04/2011	9,900	45.6%	43,724	38.0%	43,724	38.0%
05/2011	7,200	-27.3%	37,065	-15.2%	37,065	-15.2%
06/2011	7,300	1.4%	33,743	-9.0%	33,743	-9.0%
07/2011	8,200	12.3%	36,746	8.9%	36,746	8.9%
08/2011	6,600	-19.5%	30,421	-17.2%	30,421	-17.2%
09/2011	10,600	60.6%	50,216	65.1%	50,216	65.1%
10/2011	7,900	-25.5%	36,475	-27.4%	36,475	-27.4%
11/2011	9,200	16.5%	44,632	22.4%	44,632	22.4%
12/2011	8,900	-3.3%	43,859	-1.7%	43,859	-1.7%

Data source: ARCOS (2006-2014) and Defendant Distribution Data (Walgreens 1/2006 - 3/2014)

Walgreens # 04180 (9/1999 to 6/2015)
DEA: BW6301092
685 Portola Drive
San Francisco, CA 94127

Walgreen Co Hydrocodone Shipments to Walgreens # 04180

	Dosage Units		MME		Drug Base Weight in mg	
Date	Walgreens	% Change	Walgreens	% Change	Walgreens	% Change
01/2012	6,400	-28.1%	28,246	-35.6%	28,246	-35.6%
02/2012	7,500	17.2%	36,610	29.6%	36,610	29.6%
03/2012	7,300	-2.7%	33,424	-8.7%	33,424	-8.7%
04/2012	6,900	-5.5%	32,213	-3.6%	32,213	-3.6%
05/2012	7,200	4.3%	36,116	12.1%	36,116	12.1%
06/2012	9,400	30.6%	46,611	29.1%	46,611	29.1%
07/2012	7,000	-25.5%	36,762	-21.1%	36,762	-21.1%
08/2012	9,400	34.3%	44,043	19.8%	44,043	19.8%
09/2012	5,900	-37.2%	25,881	-41.2%	25,881	-41.2%
10/2012	7,300	23.7%	32,994	27.5%	32,994	27.5%
11/2012	8,000	9.6%	39,040	18.3%	39,040	18.3%
12/2012	6,400	-20.0%	31,146	-20.2%	31,146	-20.2%
01/2013	6,900	7.8%	32,086	3.0%	32,086	3.0%
02/2013	5,500	-20.3%	25,881	-19.3%	25,881	-19.3%
03/2013	6,400	16.4%	32,340	25.0%	32,340	25.0%
04/2013	6,900	7.8%	31,632	-2.2%	31,632	-2.2%
05/2013	8,600	24.6%	42,983	35.9%	42,983	35.9%
06/2013	6,400	-25.6%	30,405	-29.3%	30,405	-29.3%
07/2013	6,800	6.3%	33,273	9.4%	33,273	9.4%
08/2013	4,800	-29.4%	22,854	-31.3%	22,854	-31.3%
09/2013	6,000	25.0%	30,548	33.7%	30,548	33.7%
10/2013	6,100	1.7%	28,151	-7.8%	28,151	-7.8%
11/2013	6,700	9.8%	30,238	7.4%	30,238	7.4%
12/2013	5,900	-11.9%	27,092	-10.4%	27,092	-10.4%

Data source: ARCOS (2006-2014) and Defendant Distribution Data (Walgreens 1/2006 - 3/2014)

Walgreens # 04180 (9/1999 to 6/2015)
DEA: BW6301092
685 Portola Drive
San Francisco, CA 94127

Walgreen Co Hydrocodone Shipments to Walgreens # 04180

	Dosage Units		MME		Drug Base Weight in mg	
Date	Walgreens	% Change	Walgreens	% Change	Walgreens	% Change
01/2014	7,500	27.1%	37,081	36.9%	37,081	36.9%
02/2014	4,300	-42.7%	20,886	-43.7%	20,886	-43.7%
03/2014	600	-86.0%	3,481	-83.3%	3,481	-83.3%
04/2014	0	-100.0%	0	-100.0%	0	-100.0%
05/2014	0	n/a	0	n/a	0	n/a
06/2014	0	n/a	0	n/a	0	n/a
07/2014	0	n/a	0	n/a	0	n/a
08/2014	0	n/a	0	n/a	0	n/a
09/2014	0	n/a	0	n/a	0	n/a
10/2014	0	n/a	0	n/a	0	n/a
11/2014	0	n/a	0	n/a	0	n/a
12/2014	0	n/a	0	n/a	0	n/a
01/2015	0	n/a	0	n/a	0	n/a
02/2015	0	n/a	0	n/a	0	n/a
03/2015	0	n/a	0	n/a	0	n/a
04/2015	0	n/a	0	n/a	0	n/a
05/2015	0	n/a	0	n/a	0	n/a
06/2015	0	n/a	0	n/a	0	n/a
07/2015	0	n/a	0	n/a	0	n/a
08/2015	0	n/a	0	n/a	0	n/a
09/2015	0	n/a	0	n/a	0	n/a
10/2015	0	n/a	0	n/a	0	n/a
11/2015	0	n/a	0	n/a	0	n/a
12/2015	0	n/a	0	n/a	0	n/a

Data source: ARCOS (2006-2014) and Defendant Distribution Data (Walgreens 1/2006 - 3/2014)

Walgreens # 04180 (9/1999 to 6/2015)
DEA: BW6301092
685 Portola Drive
San Francisco, CA 94127

Walgreen Co Hydrocodone Shipments to Walgreens # 04180

	Dosage Units		MME		Drug Base Weight in mg	
Date	Walgreens	% Change	Walgreens	% Change	Walgreens	% Change
1996	0		0		0	
1997	0	n/a	0	n/a	0	n/a
1998	0	n/a	0	n/a	0	n/a
1999	0	n/a	0	n/a	0	n/a
2000	0	n/a	0	n/a	0	n/a
2001	0	n/a	0	n/a	0	n/a
2002	0	n/a	0	n/a	0	n/a
2003	0	n/a	0	n/a	0	n/a
2004	0	n/a	0	n/a	0	n/a
2005	0	n/a	0	n/a	0	n/a
2006	86,700	n/a	376,269	n/a	376,269	n/a
2007	87,200	0.6%	369,091	-1.9%	369,091	-1.9%
2008	112,600	29.1%	499,265	35.3%	499,265	35.3%
2009	116,340	3.3%	516,380	3.4%	516,380	3.4%
2010	110,120	-5.3%	500,908	-3.0%	500,908	-3.0%
2011	96,400	-12.5%	451,638	-9.8%	451,638	-9.8%
2012	88,700	-8.0%	423,086	-6.3%	423,086	-6.3%
2013	77,000	-13.2%	367,483	-13.1%	367,483	-13.1%
2014	12,400	-83.9%	61,448	-83.3%	61,448	-83.3%
2015	0	-100.0%	0	-100.0%	0	-100.0%
2016	0	n/a	0	n/a	0	n/a
2017	0	n/a	0	n/a	0	n/a
2018	0	n/a	0	n/a	0	n/a
2019	0	n/a	0	n/a	0	n/a
Total	**787,460**		**3,565,568**		**3,565,568**	

Data source: ARCOS (2006-2014) and Defendant Distribution Data (Walgreens 1/2006 - 3/2014)

Walgreens # 04180 (9/1999 to 6/2015)
DEA: BW6301092
685 Portola Drive
San Francisco, CA 94127

Walgreen Co Hydrocodone Shipments to Walgreens # 04180, by Strength

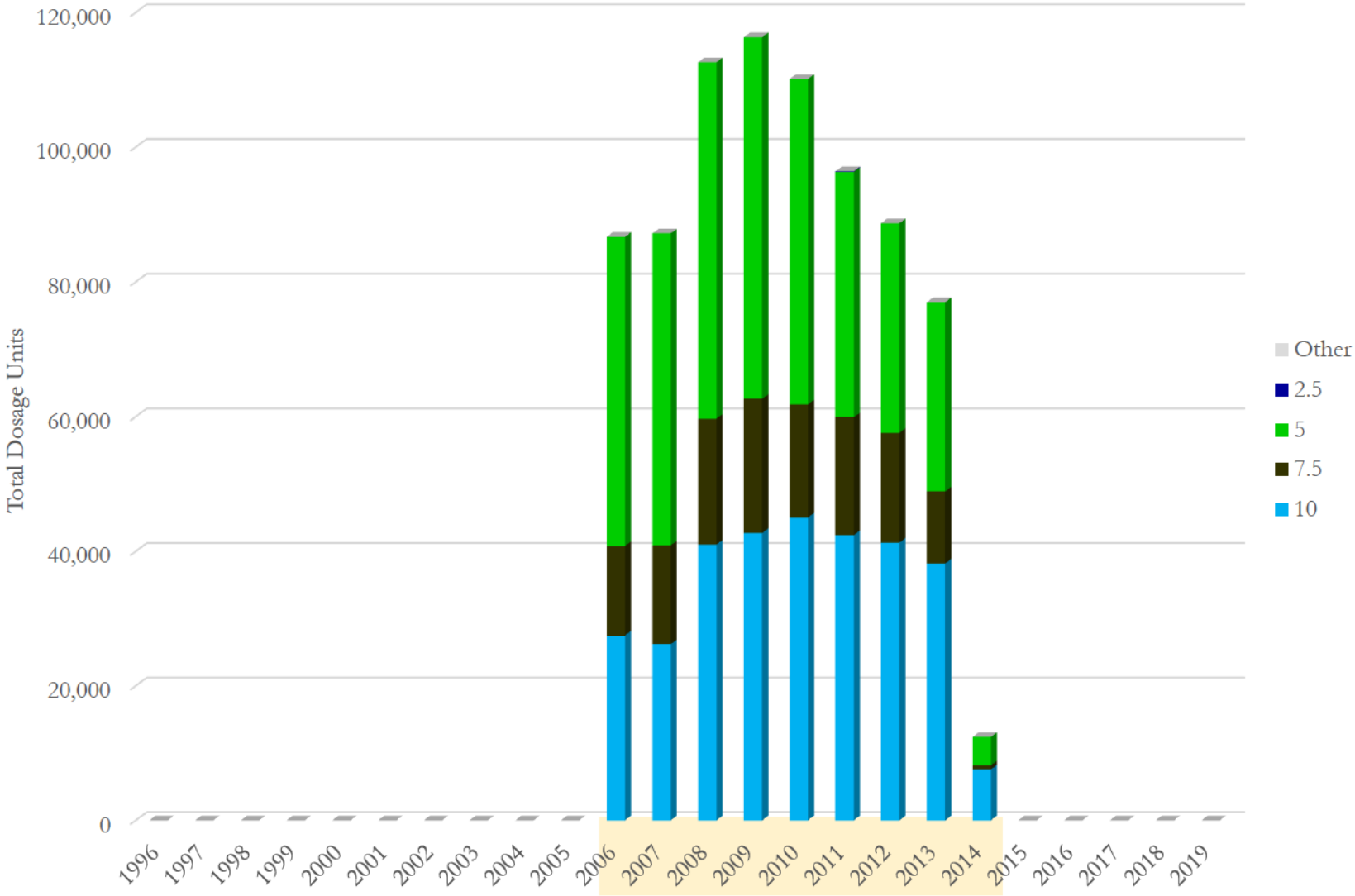

Data source: ARCOS (2006-2014) and Defendant Distribution Data (Walgreens 1/2006 - 3/2014)

Walgreens # 04180 (9/1999 to 6/2015)
DEA: BW6301092
685 Portola Drive
San Francisco, CA 94127

Walgreen Co Hydrocodone Shipments to Walgreens # 04180, by Strength

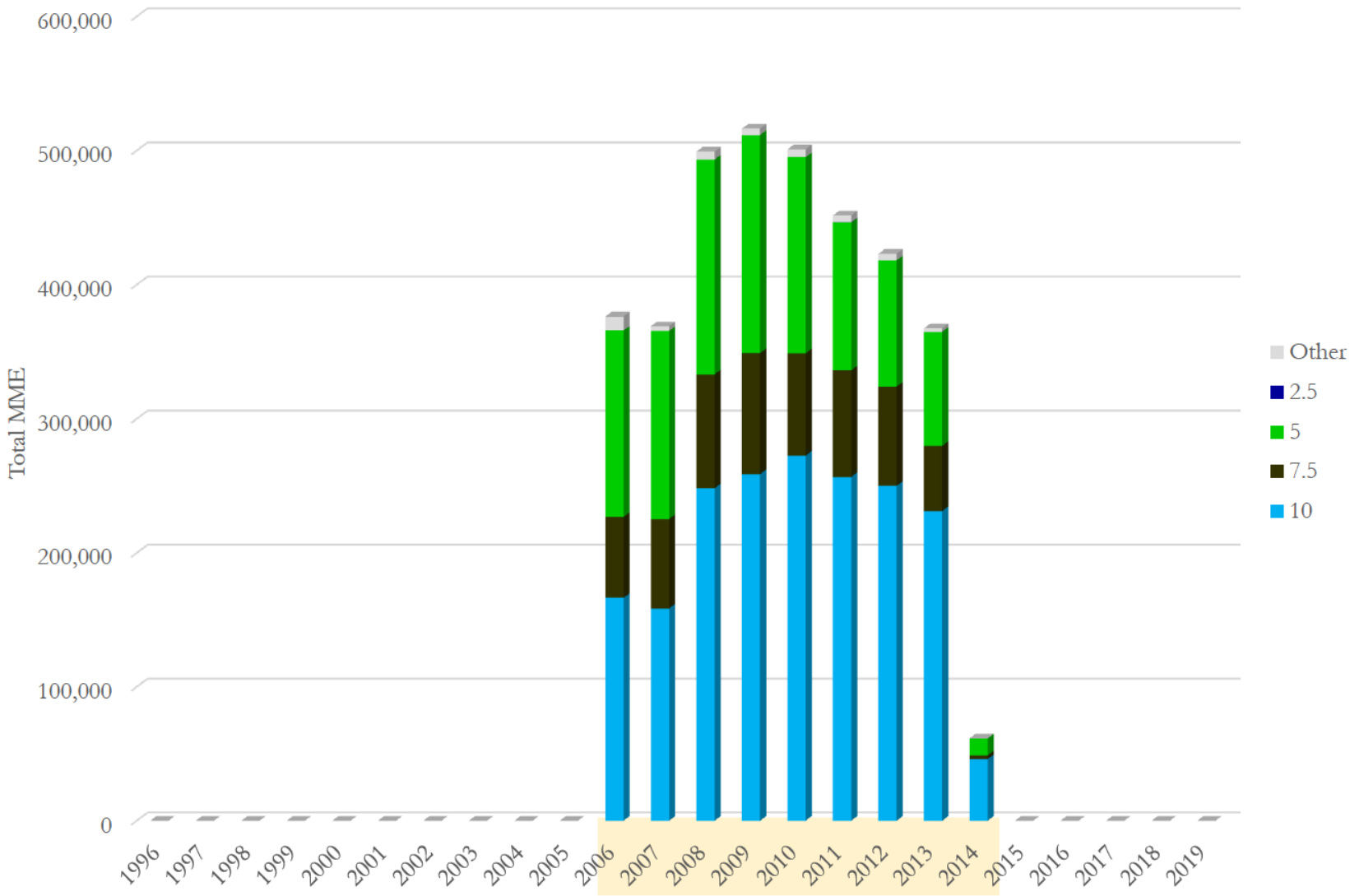

Data source: ARCOS (2006-2014) and Defendant Distribution Data (Walgreens 1/2006 - 3/2014)

Walgreens # 04180 (9/1999 to 6/2015)
DEA: BW6301092
685 Portola Drive
San Francisco, CA 94127

Walgreen Co Hydrocodone Shipments to Walgreens # 04180, by Strength

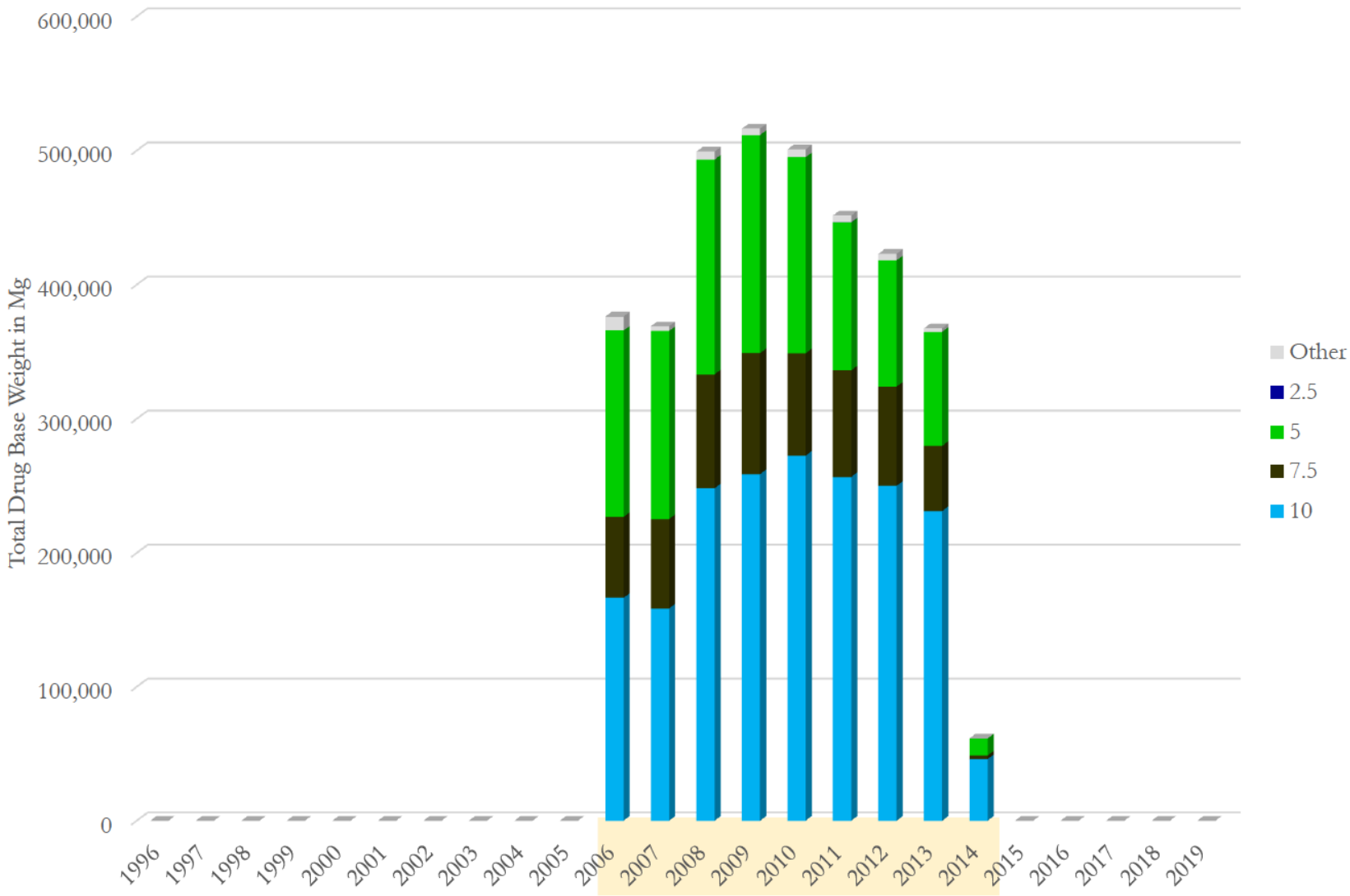

Data source: ARCOS (2006-2014) and Defendant Distribution Data (Walgreens 1/2006 - 3/2014)

Walgreens # 04180 (9/1999 to 6/2015)
DEA: BW6301092
685 Portola Drive
San Francisco, CA 94127

Walgreen Co Hydrocodone Shipments to Walgreens # 04180, by Strength
(Total Dosage Units)

Strength Year\	10	7.5	5	2.5	Other	Total	Avg. Str
1996	0	0	0	0	0	**0**	
1997	0	0	0	0	0	**0**	
1998	0	0	0	0	0	**0**	
1999	0	0	0	0	0	**0**	
2000	0	0	0	0	0	**0**	
2001	0	0	0	0	0	**0**	
2002	0	0	0	0	0	**0**	
2003	0	0	0	0	0	**0**	
2004	0	0	0	0	0	**0**	
2005	0	0	0	0	0	**0**	
2006	27,500	13,300	45,900	0	0	**86,700**	6.97
2007	26,200	14,700	46,300	0	0	**87,200**	6.92
2008	41,000	18,700	52,900	0	0	**112,600**	7.24
2009	42,740	19,900	53,700	0	0	**116,340**	7.26
2010	45,020	16,800	48,300	0	0	**110,120**	7.43
2011	42,400	17,500	36,400	100	0	**96,400**	7.65
2012	41,300	16,300	31,100	0	0	**88,700**	7.79
2013	38,200	10,700	28,100	0	0	**77,000**	7.83
2014	7,600	600	4,200	0	0	**12,400**	8.19
2015	0	0	0	0	0	**0**	
2016	0	0	0	0	0	**0**	
2017	0	0	0	0	0	**0**	
2018	0	0	0	0	0	**0**	
2019	0	0	0	0	0	**0**	
Total	**311,960**	**128,500**	**346,900**	**100**	**0**	**787,460**	7.39

Data source: ARCOS (2006-2014) and Defendant Distribution Data (Walgreens 1/2006 - 3/2014)

Walgreens # 04180 (9/1999 to 6/2015)
DEA: BW6301092
685 Portola Drive
San Francisco, CA 94127

Walgreen Co Hydrocodone Shipments to Walgreens # 04180, by Strength (Total MME)

Strength Year\	10	7.5	5	2.5	Other	Total	Avg. Str
1996	0	0	0	0	0	**0**	
1997	0	0	0	0	0	**0**	
1998	0	0	0	0	0	**0**	
1999	0	0	0	0	0	**0**	
2000	0	0	0	0	0	**0**	
2001	0	0	0	0	0	**0**	
2002	0	0	0	0	0	**0**	
2003	0	0	0	0	0	**0**	
2004	0	0	0	0	0	**0**	
2005	0	0	0	0	0	**0**	
2006	166,485	60,389	138,939	0	10,456	**376,269**	6.97
2007	158,615	66,745	140,150	0	3,580	**369,091**	6.92
2008	248,214	84,907	160,128	0	6,015	**499,265**	7.24
2009	258,748	90,356	162,550	0	4,727	**516,380**	7.26
2010	272,551	76,280	146,204	0	5,872	**500,908**	7.43
2011	256,690	79,459	110,183	151	5,156	**451,638**	7.65
2012	250,030	74,010	94,140	0	4,906	**423,086**	7.79
2013	231,263	48,583	85,059	0	2,578	**367,483**	7.83
2014	46,010	2,724	12,713	0	0	**61,448**	8.19
2015	0	0	0	0	0	**0**	
2016	0	0	0	0	0	**0**	
2017	0	0	0	0	0	**0**	
2018	0	0	0	0	0	**0**	
2019	0	0	0	0	0	**0**	
Total	**1,888,606**	**583,454**	**1,050,066**	**151**	**43,290**	**3,565,568**	7.39

Data source: ARCOS (2006-2014) and Defendant Distribution Data (Walgreens 1/2006 - 3/2014)

Walgreens # 04180 (9/1999 to 6/2015)
DEA: BW6301092
685 Portola Drive
San Francisco, CA 94127

Walgreen Co Hydrocodone Shipments to Walgreens # 04180, by Strength
(Total Drug Base Weight in Milligram)

Strength Year\	10	7.5	5	2.5	Other	Total	Avg. Str
1996	0	0	0	0	0	**0**	
1997	0	0	0	0	0	**0**	
1998	0	0	0	0	0	**0**	
1999	0	0	0	0	0	**0**	
2000	0	0	0	0	0	**0**	
2001	0	0	0	0	0	**0**	
2002	0	0	0	0	0	**0**	
2003	0	0	0	0	0	**0**	
2004	0	0	0	0	0	**0**	
2005	0	0	0	0	0	**0**	
2006	166,485	60,389	138,939	0	10,456	**376,269**	6.97
2007	158,615	66,745	140,150	0	3,580	**369,091**	6.92
2008	248,214	84,907	160,128	0	6,015	**499,265**	7.24
2009	258,748	90,356	162,550	0	4,727	**516,380**	7.26
2010	272,551	76,280	146,204	0	5,872	**500,908**	7.43
2011	256,690	79,459	110,183	151	5,156	**451,638**	7.65
2012	250,030	74,010	94,140	0	4,906	**423,086**	7.79
2013	231,263	48,583	85,059	0	2,578	**367,483**	7.83
2014	46,010	2,724	12,713	0	0	**61,448**	8.19
2015	0	0	0	0	0	**0**	
2016	0	0	0	0	0	**0**	
2017	0	0	0	0	0	**0**	
2018	0	0	0	0	0	**0**	
2019	0	0	0	0	0	**0**	
Total	**1,888,606**	**583,454**	**1,050,066**	**151**	**43,290**	**3,565,568**	7.39

Data source: ARCOS (2006-2014) and Defendant Distribution Data (Walgreens 1/2006 - 3/2014)

Walgreens # 03869 (7/1996 to 12/2017)
DEA: BW4862757
1750 Noriega St
San Francisco, CA 94122

Walgreen Co Oxycodone Shipments to Walgreens # 03869

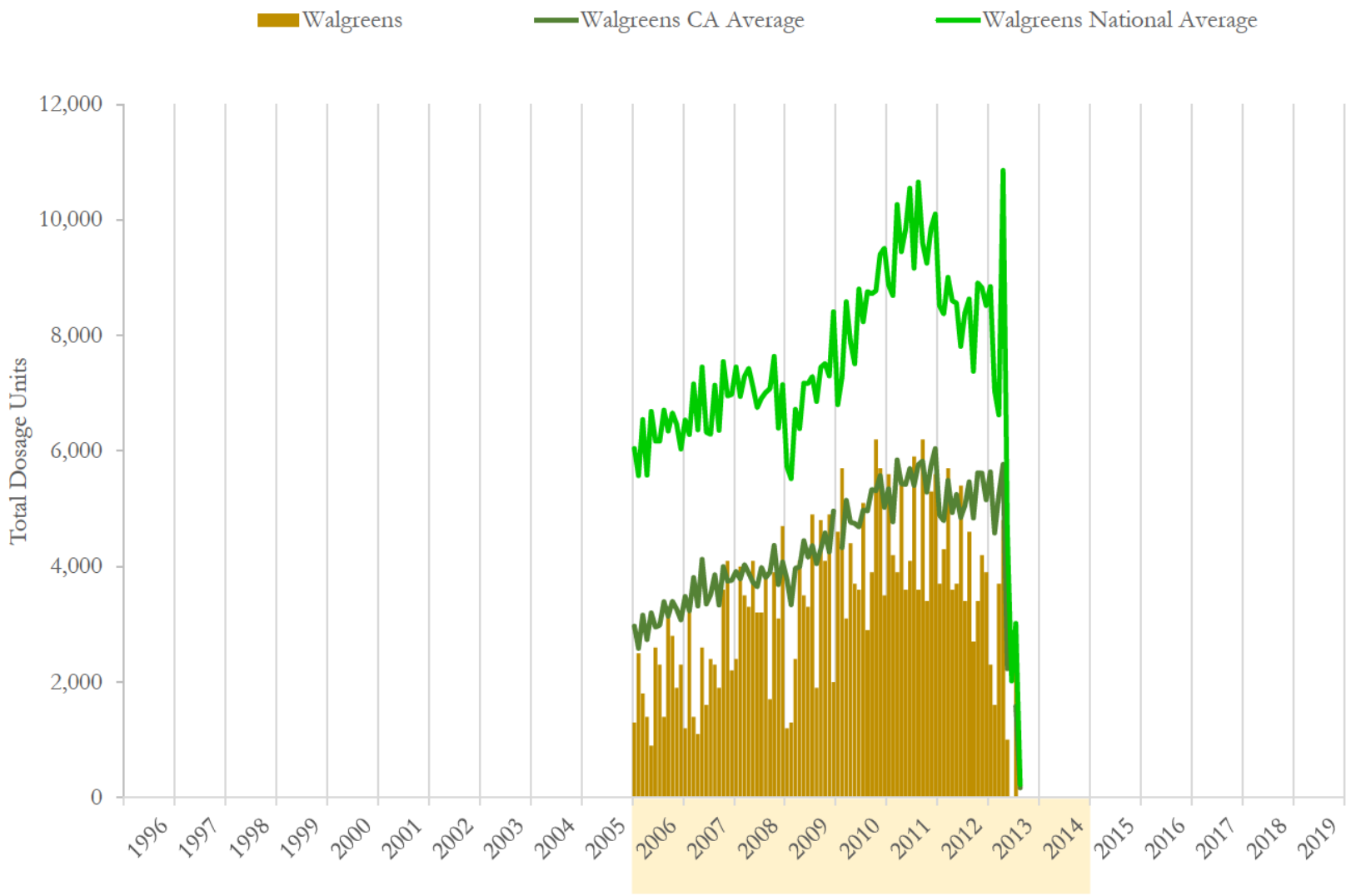

National and state averages reflect oxycodone shipped from Walgreen Co to all active pharmacies each month.
Data source: ARCOS (2006-2014) and Defendant Distribution Data (Walgreens 1/2006 - 3/2014)

Walgreens # 03869 (7/1996 to 12/2017)
DEA: BW4862757
1750 Noriega St
San Francisco, CA 94122

Walgreen Co Oxycodone Shipments to Walgreens # 03869

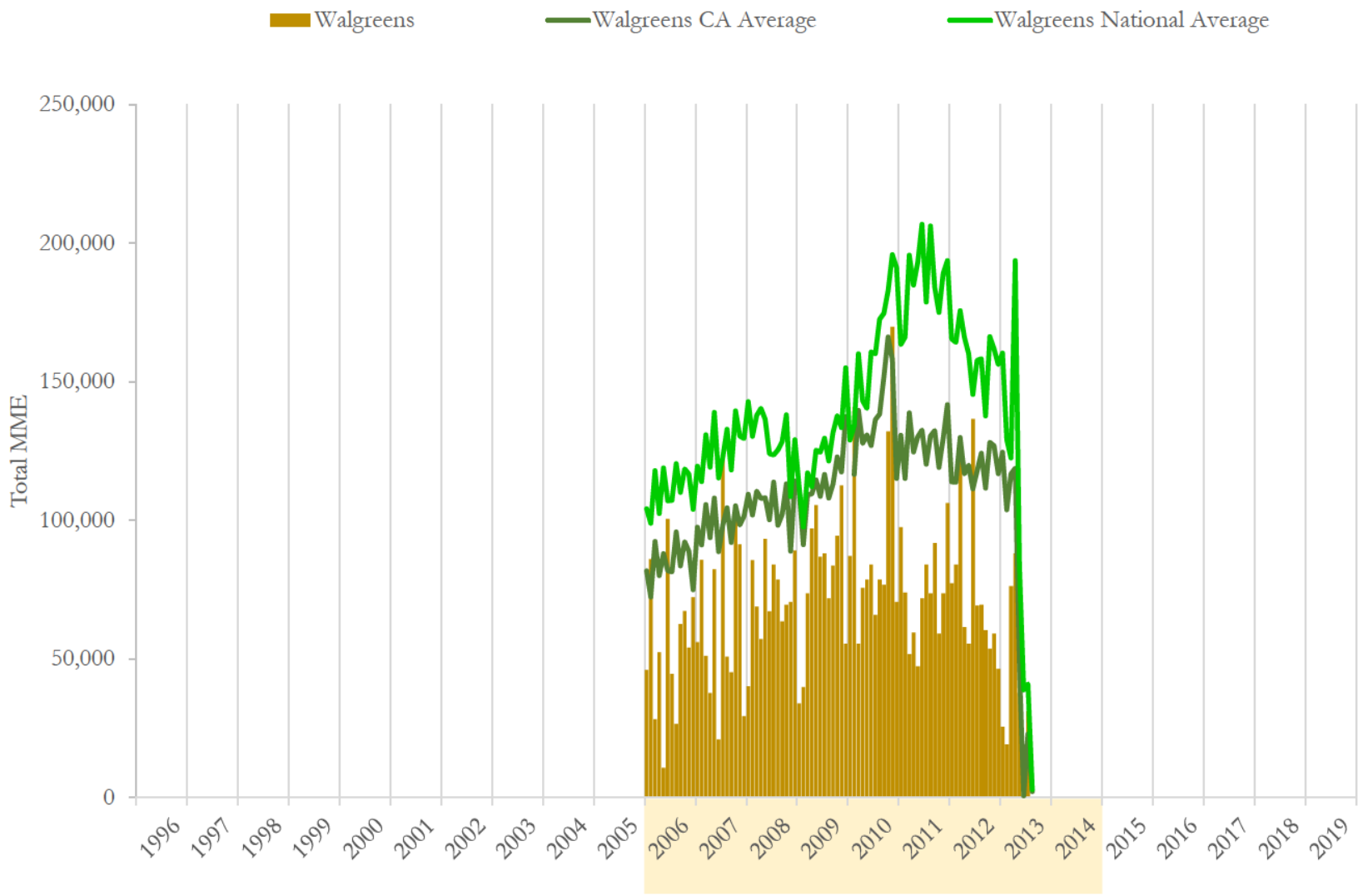

National and state averages reflect oxycodone shipped from Walgreen Co to all active pharmacies each month.
Data source: ARCOS (2006-2014) and Defendant Distribution Data (Walgreens 1/2006 - 3/2014)

Walgreens # 03869 (7/1996 to 12/2017)
DEA: BW4862757
1750 Noriega St
San Francisco, CA 94122

Walgreen Co Oxycodone Shipments to Walgreens # 03869

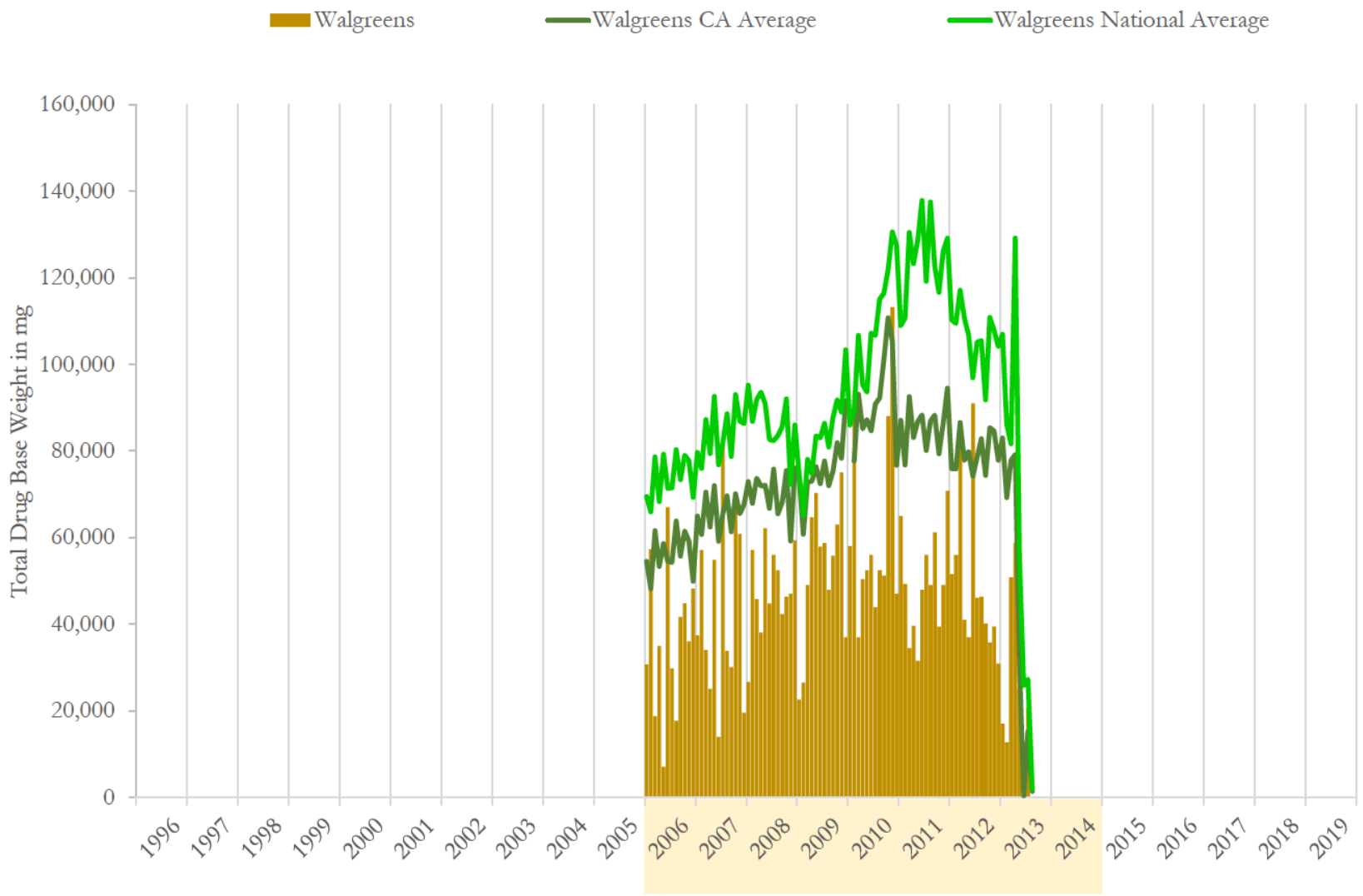

National and state averages reflect oxycodone shipped from Walgreen Co to all active pharmacies each month.
Data source: ARCOS (2006-2014) and Defendant Distribution Data (Walgreens 1/2006 - 3/2014)

Walgreens # 03869 (7/1996 to 12/2017)
DEA: BW4862757
1750 Noriega St
San Francisco, CA 94122

Walgreen Co Oxycodone Shipments to Walgreens # 03869

	Dosage Units		MME		Drug Base Weight in mg	
Date	Walgreens	% Change	Walgreens	% Change	Walgreens	% Change
01/2006	1,300	n/a	46,058	n/a	30,705	n/a
02/2006	2,500	92.3%	86,064	86.9%	57,376	86.9%
03/2006	1,800	-28.0%	28,240	-67.2%	18,827	-67.2%
04/2006	1,400	-22.2%	52,445	85.7%	34,964	85.7%
05/2006	900	-35.7%	10,758	-79.5%	7,172	-79.5%
06/2006	2,600	188.9%	100,520	834.4%	67,013	834.4%
07/2006	2,300	-11.5%	44,713	-55.5%	29,809	-55.5%
08/2006	1,400	-39.1%	26,559	-40.6%	17,706	-40.6%
09/2006	3,300	135.7%	62,531	135.4%	41,687	135.4%
10/2006	2,800	-15.2%	67,293	7.6%	44,862	7.6%
11/2006	1,900	-32.1%	54,126	-19.6%	36,084	-19.6%
12/2006	2,300	21.1%	72,280	33.5%	48,187	33.5%
01/2007	1,200	-47.8%	56,143	-22.3%	37,429	-22.3%
02/2007	3,200	166.7%	85,728	52.7%	57,152	52.7%
03/2007	1,400	-56.3%	51,101	-40.4%	34,067	-40.4%
04/2007	1,100	-21.4%	37,653	-26.3%	25,102	-26.3%
05/2007	2,600	136.4%	82,359	118.7%	54,906	118.7%
06/2007	1,600	-38.5%	20,985	-74.5%	13,990	-74.5%
07/2007	2,400	50.0%	123,428	488.2%	82,285	488.2%
08/2007	2,300	-4.2%	50,757	-58.9%	33,838	-58.9%
09/2007	1,900	-17.4%	45,194	-11.0%	30,129	-11.0%
10/2007	3,600	89.5%	99,645	120.5%	66,430	120.5%
11/2007	4,100	13.9%	91,334	-8.3%	60,890	-8.3%
12/2007	2,200	-46.3%	29,389	-67.8%	19,593	-67.8%

Data source: ARCOS (2006-2014) and Defendant Distribution Data (Walgreens 1/2006 - 3/2014)

Walgreens # 03869 (7/1996 to 12/2017)
DEA: BW4862757
1750 Noriega St
San Francisco, CA 94122

Walgreen Co Oxycodone Shipments to Walgreens # 03869

	Dosage Units		MME		Drug Base Weight in mg	
Date	Walgreens	% Change	Walgreens	% Change	Walgreens	% Change
01/2008	2,400	9.1%	40,093	36.4%	26,729	36.4%
02/2008	4,000	66.7%	85,674	113.7%	57,116	113.7%
03/2008	3,500	-12.5%	68,817	-19.7%	45,878	-19.7%
04/2008	3,300	-5.7%	57,137	-17.0%	38,092	-17.0%
05/2008	4,100	24.2%	93,312	63.3%	62,208	63.3%
06/2008	3,200	-22.0%	67,238	-27.9%	44,825	-27.9%
07/2008	3,200	0.0%	84,047	25.0%	56,031	25.0%
08/2008	3,800	18.8%	78,668	-6.4%	52,445	-6.4%
09/2008	1,700	-55.3%	63,539	-19.2%	42,360	-19.2%
10/2008	3,900	129.4%	69,591	9.5%	46,394	9.5%
11/2008	3,100	-20.5%	70,599	1.4%	47,066	1.4%
12/2008	4,700	51.6%	89,090	26.2%	59,393	26.2%
01/2009	1,200	-74.5%	33,955	-61.9%	22,637	-61.9%
02/2009	1,300	8.3%	39,805	17.2%	26,536	17.2%
03/2009	2,400	84.6%	73,625	85.0%	49,083	85.0%
04/2009	4,100	70.8%	97,091	31.9%	64,727	31.9%
05/2009	3,500	-14.6%	105,563	8.7%	70,375	8.7%
06/2009	3,300	-5.7%	86,871	-17.7%	57,914	-17.7%
07/2009	4,900	48.5%	88,081	1.4%	58,721	1.4%
08/2009	1,900	-61.2%	71,944	-18.3%	47,963	-18.3%
09/2009	4,800	152.6%	83,711	16.4%	55,807	16.4%
10/2009	4,100	-14.6%	94,469	12.9%	62,979	12.9%
11/2009	4,900	19.5%	112,623	19.2%	75,082	19.2%
12/2009	2,000	-59.2%	55,471	-50.7%	36,981	-50.7%

Data source: ARCOS (2006-2014) and Defendant Distribution Data (Walgreens 1/2006 - 3/2014)

Walgreen Co Oxycodone Shipments to Walgreens # 03869

	Dosage Units		MME		Drug Base Weight in mg	
Date	Walgreens	% Change	Walgreens	% Change	Walgreens	% Change
01/2010	4,600	130.0%	87,073	57.0%	58,048	57.0%
02/2010	5,700	23.9%	140,863	61.8%	93,908	61.8%
03/2010	3,100	-45.6%	55,471	-60.6%	36,981	-60.6%
04/2010	4,400	41.9%	75,642	36.4%	50,428	36.4%
05/2010	3,700	-15.9%	78,668	4.0%	52,445	4.0%
06/2010	3,600	-2.7%	84,047	6.8%	56,031	6.8%
07/2010	5,100	41.7%	65,893	-21.6%	43,929	-21.6%
08/2010	2,900	-43.1%	78,668	19.4%	52,445	19.4%
09/2010	3,900	34.5%	76,785	-2.4%	51,190	-2.4%
10/2010	6,200	59.0%	132,054	72.0%	88,036	72.0%
11/2010	5,700	-8.1%	169,775	28.6%	113,183	28.6%
12/2010	3,500	-38.6%	70,599	-58.4%	47,066	-58.4%
01/2011	5,600	60.0%	97,494	38.1%	64,996	38.1%
02/2011	4,200	-25.0%	73,961	-24.1%	49,308	-24.1%
03/2011	3,900	-7.1%	51,773	-30.0%	34,515	-30.0%
04/2011	5,500	41.0%	59,505	14.9%	39,670	14.9%
05/2011	3,600	-34.5%	47,402	-20.3%	31,602	-20.3%
06/2011	4,100	13.9%	71,944	51.8%	47,963	51.8%
07/2011	5,900	43.9%	84,047	16.8%	56,031	16.8%
08/2011	3,600	-39.0%	73,625	-12.4%	49,083	-12.4%
09/2011	6,200	72.2%	91,779	24.7%	61,186	24.7%
10/2011	3,400	-45.2%	59,169	-35.5%	39,446	-35.5%
11/2011	5,300	55.9%	73,625	24.4%	49,083	24.4%
12/2011	5,600	5.7%	106,235	44.3%	70,824	44.3%

Data source: ARCOS (2006-2014) and Defendant Distribution Data (Walgreens 1/2006 - 3/2014)

Walgreen Co Oxycodone Shipments to Walgreens # 03869

	Dosage Units		MME		Drug Base Weight in mg	
Date	Walgreens	% Change	Walgreens	% Change	Walgreens	% Change
01/2012	3,700	-33.9%	77,323	-27.2%	51,549	-27.2%
02/2012	4,300	16.2%	84,047	8.7%	56,031	8.7%
03/2012	5,700	32.6%	124,188	47.8%	82,792	47.8%
04/2012	3,600	-36.8%	61,522	-50.5%	41,015	-50.5%
05/2012	3,700	2.8%	55,471	-9.8%	36,981	-9.8%
06/2012	5,400	45.9%	136,492	146.1%	90,995	146.1%
07/2012	3,400	-37.0%	69,255	-49.3%	46,170	-49.3%
08/2012	4,600	35.3%	69,591	0.5%	46,394	0.5%
09/2012	2,700	-41.3%	60,312	-13.3%	40,208	-13.3%
10/2012	3,400	25.9%	53,790	-10.8%	35,860	-10.8%
11/2012	4,200	23.5%	59,169	10.0%	39,446	10.0%
12/2012	3,900	-7.1%	46,394	-21.6%	30,929	-21.6%
01/2013	2,300	-41.0%	25,550	-44.9%	17,034	-44.9%
02/2013	1,600	-30.4%	19,163	-25.0%	12,775	-25.0%
03/2013	3,700	131.3%	76,315	298.2%	50,876	298.2%
04/2013	4,800	29.7%	88,081	15.4%	58,721	15.4%
05/2013	1,000	-79.2%	37,653	-57.3%	25,102	-57.3%
06/2013	0	-100.0%	0	-100.0%	0	-100.0%
07/2013	2,200	n/a	31,265	n/a	20,844	n/a
08/2013	0	-100.0%	0	-100.0%	0	-100.0%
09/2013	0	n/a	0	n/a	0	n/a
10/2013	0	n/a	0	n/a	0	n/a
11/2013	0	n/a	0	n/a	0	n/a
12/2013	0	n/a	0	n/a	0	n/a

Data source: ARCOS (2006-2014) and Defendant Distribution Data (Walgreens 1/2006 - 3/2014)

Walgreens # 03869 (7/1996 to 12/2017)
DEA: BW4862757
1750 Noriega St
San Francisco, CA 94122

Walgreen Co Oxycodone Shipments to Walgreens # 03869

	Dosage Units		MME		Drug Base Weight in mg	
Date	Walgreens	% Change	Walgreens	% Change	Walgreens	% Change
1996	0		0		0	
1997	0	n/a	0	n/a	0	n/a
1998	0	n/a	0	n/a	0	n/a
1999	0	n/a	0	n/a	0	n/a
2000	0	n/a	0	n/a	0	n/a
2001	0	n/a	0	n/a	0	n/a
2002	0	n/a	0	n/a	0	n/a
2003	0	n/a	0	n/a	0	n/a
2004	0	n/a	0	n/a	0	n/a
2005	0	n/a	0	n/a	0	n/a
2006	24,500	n/a	651,587	n/a	434,391	n/a
2007	27,600	12.7%	773,715	18.7%	515,810	18.7%
2008	40,900	48.2%	867,804	12.2%	578,536	12.2%
2009	38,400	-6.1%	943,208	8.7%	628,805	8.7%
2010	52,400	36.5%	1,115,537	18.3%	743,692	18.3%
2011	56,900	8.6%	890,561	-20.2%	593,707	-20.2%
2012	48,600	-14.6%	897,553	0.8%	598,369	0.8%
2013	15,600	-67.9%	278,027	-69.0%	185,351	-69.0%
2014	0	-100.0%	0	-100.0%	0	-100.0%
2015	0	n/a	0	n/a	0	n/a
2016	0	n/a	0	n/a	0	n/a
2017	0	n/a	0	n/a	0	n/a
2018	0	n/a	0	n/a	0	n/a
2019	0	n/a	0	n/a	0	n/a
Total	**304,900**		**6,417,993**		**4,278,662**	

Data source: ARCOS (2006-2014) and Defendant Distribution Data (Walgreens 1/2006 - 3/2014)

Walgreens # 03869 (7/1996 to 12/2017)
DEA: BW4862757
1750 Noriega St
San Francisco, CA 94122

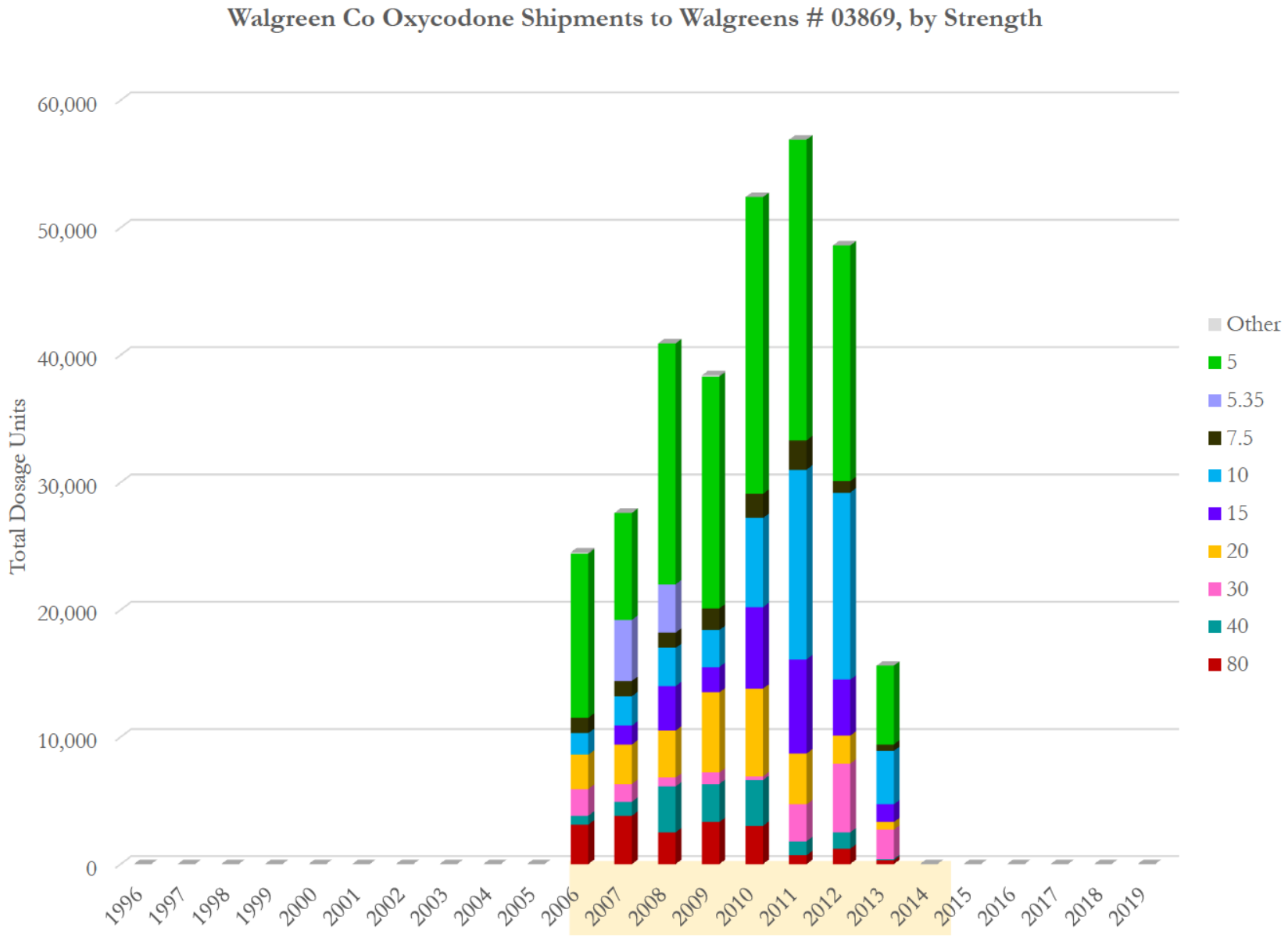

Data source: ARCOS (2006-2014) and Defendant Distribution Data (Walgreens 1/2006 - 3/2014)

Walgreens # 03869 (7/1996 to 12/2017)
DEA: BW4862757
1750 Noriega St
San Francisco, CA 94122

Walgreen Co Oxycodone Shipments to Walgreens # 03869, by Strength

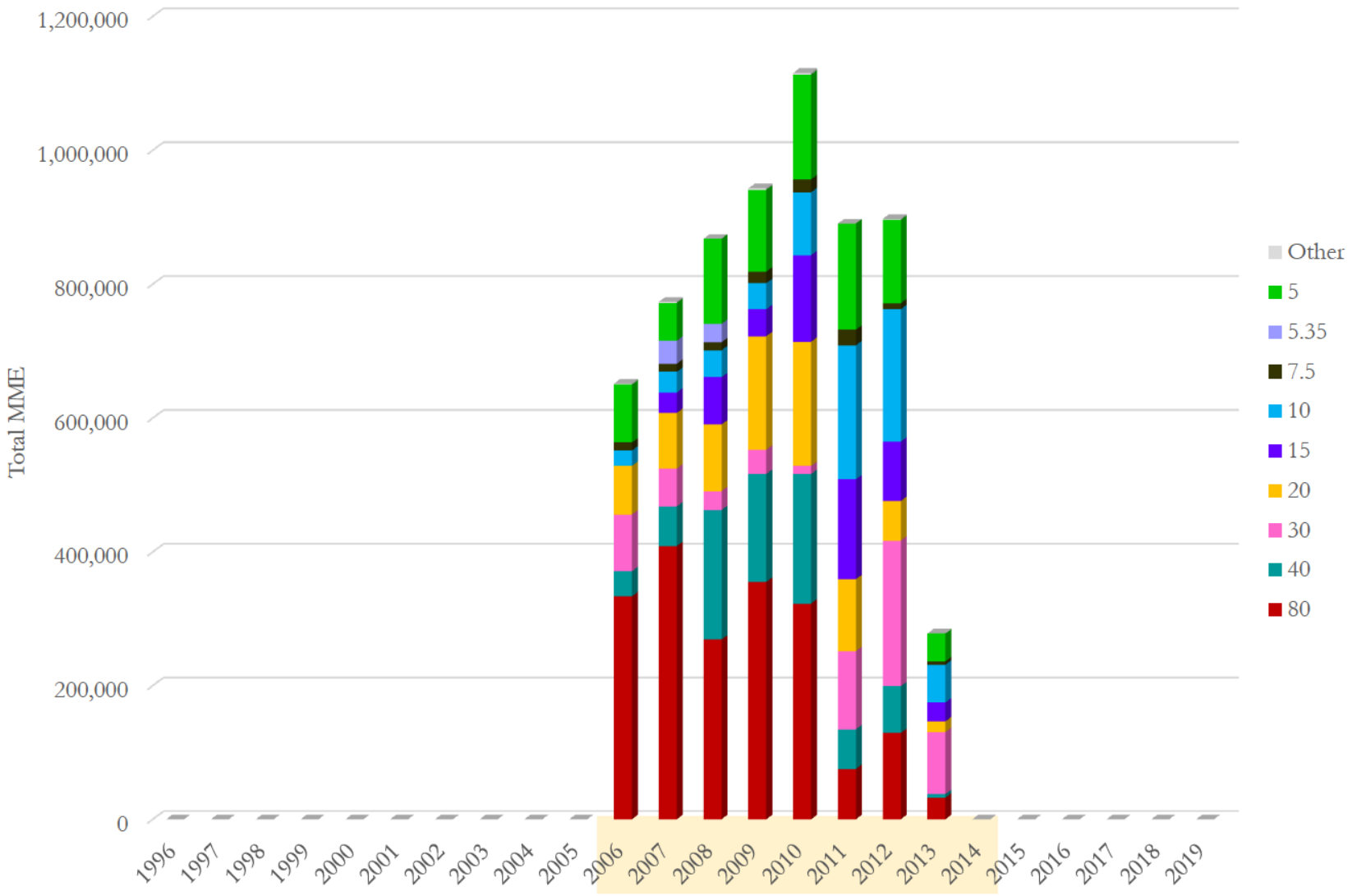

Data source: ARCOS (2006-2014) and Defendant Distribution Data (Walgreens 1/2006 - 3/2014)

Walgreens # 03869 (7/1996 to 12/2017)
DEA: BW4862757
1750 Noriega St
San Francisco, CA 94122

Walgreen Co Oxycodone Shipments to Walgreens # 03869, by Strength

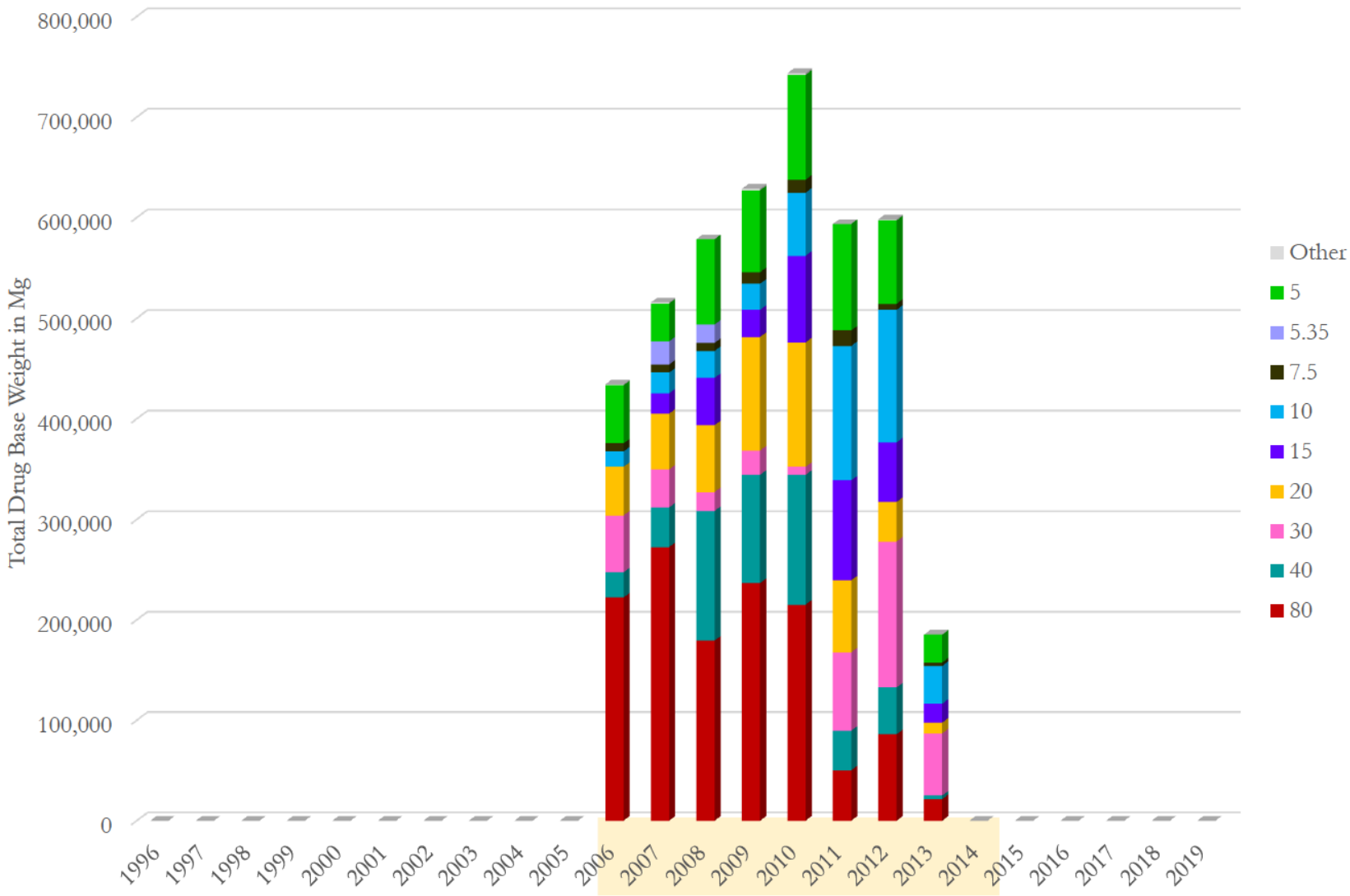

Data source: ARCOS (2006-2014) and Defendant Distribution Data (Walgreens 1/2006 - 3/2014)

Walgreens # 03869 (7/1996 to 12/2017)
DEA: BW4862757
1750 Noriega St
San Francisco, CA 94122

Walgreen Co Oxycodone Shipments to Walgreens # 03869, by Strength
(Total Dosage Units)

Strength Year\	80	40	30	20	15	10	7.5	5.35	5	Other	Total	Avg. Str
1996	0	0	0	0	0	0	0	0	0	0	**0**	
1997	0	0	0	0	0	0	0	0	0	0	**0**	
1998	0	0	0	0	0	0	0	0	0	0	**0**	
1999	0	0	0	0	0	0	0	0	0	0	**0**	
2000	0	0	0	0	0	0	0	0	0	0	**0**	
2001	0	0	0	0	0	0	0	0	0	0	**0**	
2002	0	0	0	0	0	0	0	0	0	0	**0**	
2003	0	0	0	0	0	0	0	0	0	0	**0**	
2004	0	0	0	0	0	0	0	0	0	0	**0**	
2005	0	0	0	0	0	0	0	0	0	0	**0**	
2006	3,100	700	2,100	2,700	0	1,700	1,200	0	12,900	100	**24,500**	19.82
2007	3,800	1,100	1,400	3,100	1,500	2,300	1,200	4,800	8,400	0	**27,600**	20.80
2008	2,500	3,600	700	3,700	3,500	3,000	1,200	3,800	18,900	0	**40,900**	15.78
2009	3,300	3,000	900	6,300	2,000	2,900	1,700	0	18,200	100	**38,400**	18.27
2010	3,000	3,600	300	6,900	6,400	7,000	1,900	0	23,300	0	**52,400**	15.80
2011	700	1,100	2,900	4,000	7,400	14,900	2,300	0	23,600	0	**56,900**	11.64
2012	1,200	1,300	5,400	2,200	4,400	14,700	900	0	18,500	0	**48,600**	13.71
2013	300	100	2,300	600	1,400	4,200	500	0	6,200	0	**15,600**	13.25
2014	0	0	0	0	0	0	0	0	0	0	**0**	
2015	0	0	0	0	0	0	0	0	0	0	**0**	
2016	0	0	0	0	0	0	0	0	0	0	**0**	
2017	0	0	0	0	0	0	0	0	0	0	**0**	
2018	0	0	0	0	0	0	0	0	0	0	**0**	
2019	0	0	0	0	0	0	0	0	0	0	**0**	
Total	**17,900**	**14,500**	**16,000**	**29,500**	**26,600**	**50,700**	**10,900**	**8,600**	**130,000**	**200**	**304,900**	15.64

Data source: ARCOS (2006-2014) and Defendant Distribution Data (Walgreens 1/2006 - 3/2014)

Walgreens # 03869 (7/1996 to 12/2017)
DEA: BW4862757
1750 Noriega St
San Francisco, CA 94122

Walgreen Co Oxycodone Shipments to Walgreens # 03869, by Strength (Total MME)

Strength Year\	80	40	30	20	15	10	7.5	5.35	5	Other	Total	Avg. Str
1996	0	0	0	0	0	0	0	0	0	0	**0**	
1997	0	0	0	0	0	0	0	0	0	0	**0**	
1998	0	0	0	0	0	0	0	0	0	0	**0**	
1999	0	0	0	0	0	0	0	0	0	0	**0**	
2000	0	0	0	0	0	0	0	0	0	0	**0**	
2001	0	0	0	0	0	0	0	0	0	0	**0**	
2002	0	0	0	0	0	0	0	0	0	0	**0**	
2003	0	0	0	0	0	0	0	0	0	0	**0**	
2004	0	0	0	0	0	0	0	0	0	0	**0**	
2005	0	0	0	0	0	0	0	0	0	0	**0**	
2006	333,498	37,653	84,719	72,617	0	22,861	12,103	0	86,736	1,401	**651,587**	19.82
2007	408,804	59,169	56,480	83,375	30,257	30,929	12,103	34,529	56,479	1,591	**773,715**	20.80
2008	268,950	193,644	28,240	99,512	70,599	40,343	12,103	27,336	127,079	0	**867,804**	15.78
2009	355,014	161,370	36,308	169,439	40,343	38,998	17,146	0	122,372	2,219	**943,208**	18.27
2010	322,740	193,644	12,103	185,576	129,096	94,133	19,163	0	156,663	2,421	**1,115,537**	15.80
2011	75,306	59,169	116,993	107,580	149,267	200,368	23,197	0	158,681	0	**890,561**	11.64
2012	129,096	69,927	217,850	59,169	88,754	197,678	9,077	0	124,389	1,614	**897,553**	13.71
2013	32,274	5,379	92,788	16,137	28,240	56,480	5,043	0	41,687	0	**278,027**	13.25
2014	0	0	0	0	0	0	0	0	0	0	**0**	
2015	0	0	0	0	0	0	0	0	0	0	**0**	
2016	0	0	0	0	0	0	0	0	0	0	**0**	
2017	0	0	0	0	0	0	0	0	0	0	**0**	
2018	0	0	0	0	0	0	0	0	0	0	**0**	
2019	0	0	0	0	0	0	0	0	0	0	**0**	
Total	**1,925,682**	**779,955**	**645,480**	**793,403**	**536,555**	**681,788**	**109,933**	**61,865**	**874,087**	**9,244**	**6,417,993**	15.64

Data source: ARCOS (2006-2014) and Defendant Distribution Data (Walgreens 1/2006 - 3/2014)

Walgreens # 03869 (7/1996 to 12/2017)
DEA: BW4862757
1750 Noriega St
San Francisco, CA 94122

Walgreen Co Oxycodone Shipments to Walgreens # 03869, by Strength
(Total Drug Base Weight in Milligram)

Strength Year\	80	40	30	20	15	10	7.5	5.35	5	Other	Total	Avg. Str
1996	0	0	0	0	0	0	0	0	0	0	**0**	
1997	0	0	0	0	0	0	0	0	0	0	**0**	
1998	0	0	0	0	0	0	0	0	0	0	**0**	
1999	0	0	0	0	0	0	0	0	0	0	**0**	
2000	0	0	0	0	0	0	0	0	0	0	**0**	
2001	0	0	0	0	0	0	0	0	0	0	**0**	
2002	0	0	0	0	0	0	0	0	0	0	**0**	
2003	0	0	0	0	0	0	0	0	0	0	**0**	
2004	0	0	0	0	0	0	0	0	0	0	**0**	
2005	0	0	0	0	0	0	0	0	0	0	**0**	
2006	222,332	25,102	56,480	48,411	0	15,241	8,069	0	57,824	934	**434,391**	19.82
2007	272,536	39,446	37,653	55,583	20,171	20,620	8,069	23,020	37,653	1,061	**515,810**	20.80
2008	179,300	129,096	18,827	66,341	47,066	26,895	8,069	18,224	84,719	0	**578,536**	15.78
2009	236,676	107,580	24,206	112,959	26,895	25,999	11,430	0	81,582	1,479	**628,805**	18.27
2010	215,160	129,096	8,069	123,717	86,064	62,755	12,775	0	104,442	1,614	**743,692**	15.80
2011	50,204	39,446	77,996	71,720	99,512	133,579	15,465	0	105,787	0	**593,707**	11.64
2012	86,064	46,618	145,233	39,446	59,169	131,786	6,051	0	82,926	1,076	**598,369**	13.71
2013	21,516	3,586	61,859	10,758	18,827	37,653	3,362	0	27,792	0	**185,351**	13.25
2014	0	0	0	0	0	0	0	0	0	0	**0**	
2015	0	0	0	0	0	0	0	0	0	0	**0**	
2016	0	0	0	0	0	0	0	0	0	0	**0**	
2017	0	0	0	0	0	0	0	0	0	0	**0**	
2018	0	0	0	0	0	0	0	0	0	0	**0**	
2019	0	0	0	0	0	0	0	0	0	0	**0**	
Total	**1,283,788**	**519,970**	**430,320**	**528,935**	**357,704**	**454,526**	**73,289**	**41,243**	**582,725**	**6,163**	**4,278,662**	15.64

Data source: ARCOS (2006-2014) and Defendant Distribution Data (Walgreens 1/2006 - 3/2014)

Walgreens # 03869 (7/1996 to 12/2017)
DEA: BW4862757
1750 Noriega St
San Francisco, CA 94122

Anda, Inc Hydrocodone Shipments to Walgreens # 03869

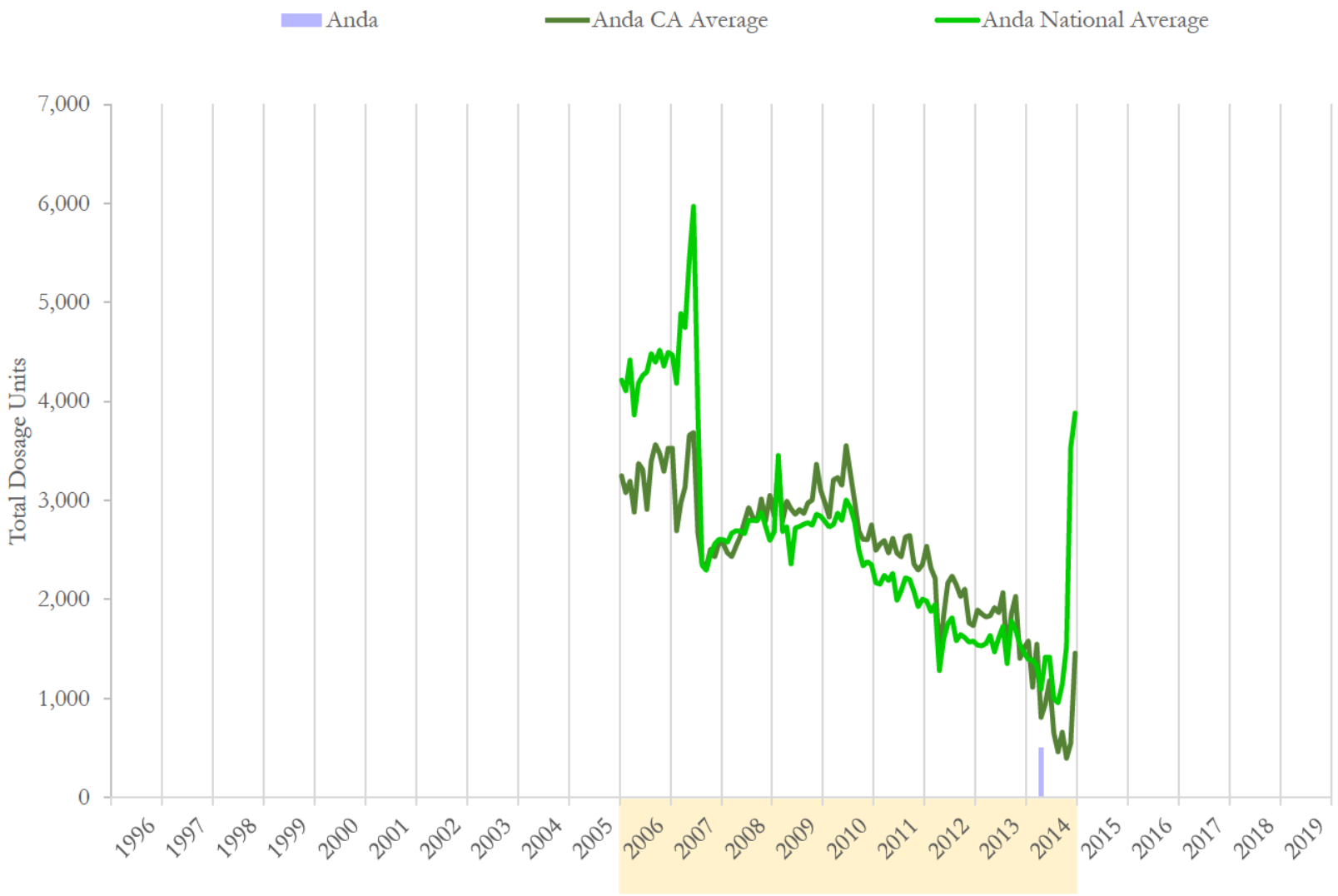

National and state averages reflect hydrocodone shipped from Anda, Inc to all active pharmacies each month.
Data source: ARCOS (2006-2014) and Defendant Distribution Data (Anda 12/1996 - 1/2015)

Walgreens # 03869 (7/1996 to 12/2017)
DEA: BW4862757
1750 Noriega St
San Francisco, CA 94122

Anda, Inc Hydrocodone Shipments to Walgreens # 03869

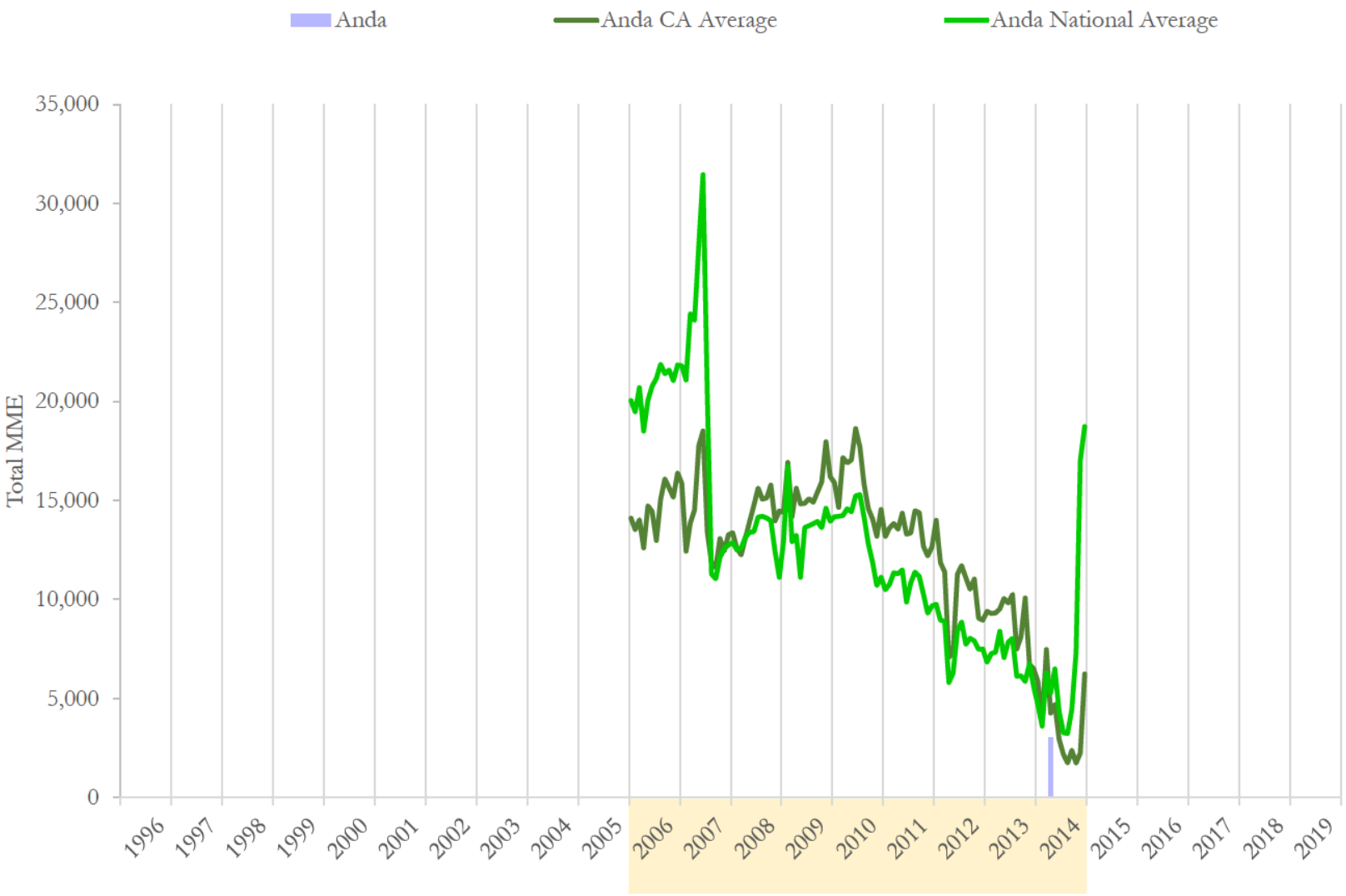

National and state averages reflect hydrocodone shipped from Anda, Inc to all active pharmacies each month.
Data source: ARCOS (2006-2014) and Defendant Distribution Data (Anda 12/1996 - 1/2015)

Walgreens # 03869 (7/1996 to 12/2017)
DEA: BW4862757
1750 Noriega St
San Francisco, CA 94122

Anda, Inc Hydrocodone Shipments to Walgreens # 03869

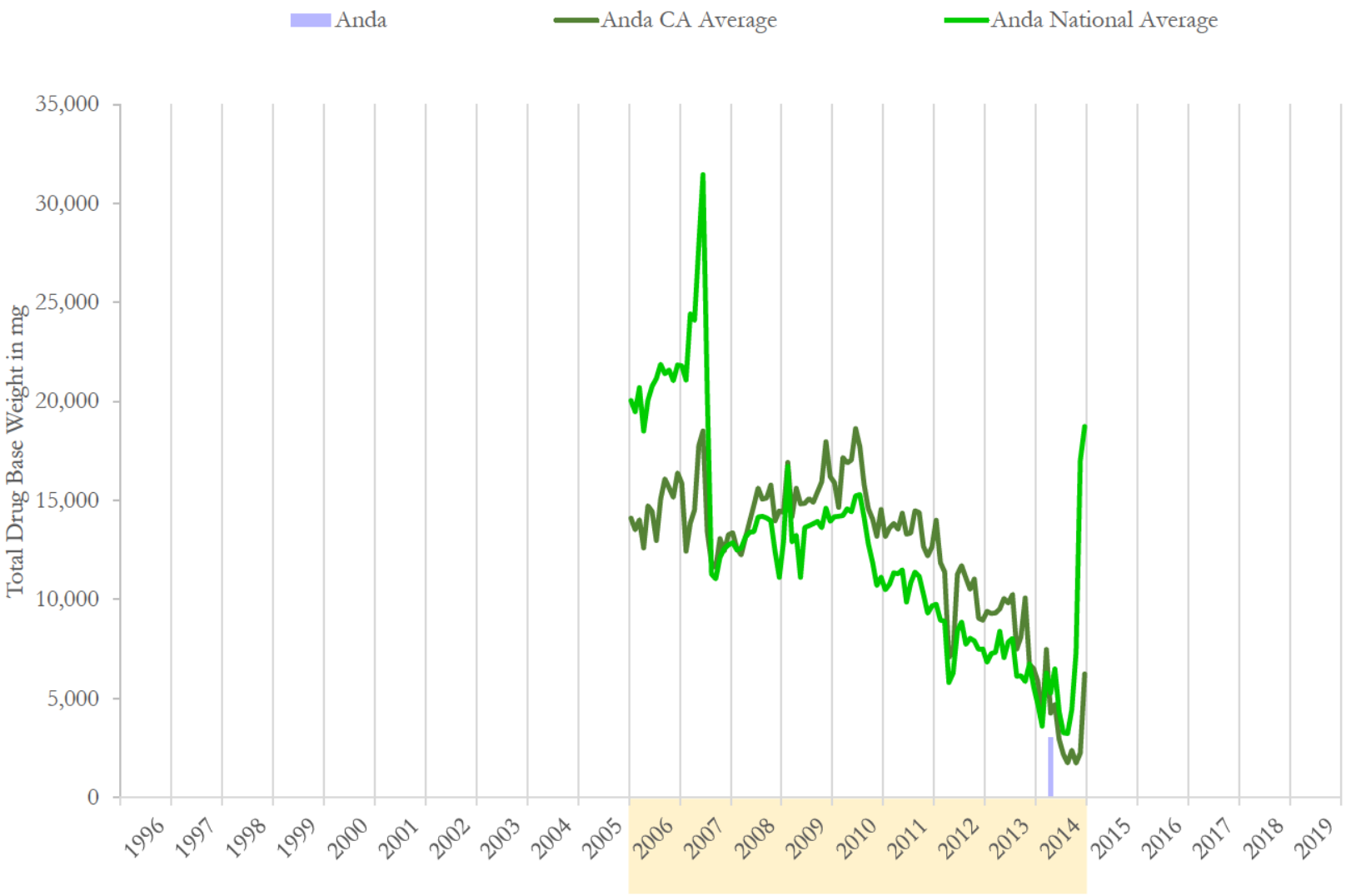

National and state averages reflect hydrocodone shipped from Anda, Inc to all active pharmacies each month.
Data source: ARCOS (2006-2014) and Defendant Distribution Data (Anda 12/1996 - 1/2015)

Anda, Inc Hydrocodone Shipments to Walgreens # 03869

	Dosage Units		MME		Drug Base Weight in mg	
Date	Anda	% Change	Anda	% Change	Anda	% Change
01/2014	0	n/a	0	n/a	0	n/a
02/2014	0	n/a	0	n/a	0	n/a
03/2014	0	n/a	0	n/a	0	n/a
04/2014	500	n/a	3,027	n/a	3,027	n/a
05/2014	0	-100.0%	0	-100.0%	0	-100.0%
06/2014	0	n/a	0	n/a	0	n/a
07/2014	0	n/a	0	n/a	0	n/a
08/2014	0	n/a	0	n/a	0	n/a
09/2014	0	n/a	0	n/a	0	n/a
10/2014	0	n/a	0	n/a	0	n/a
11/2014	0	n/a	0	n/a	0	n/a
12/2014	0	n/a	0	n/a	0	n/a
01/2015	0	n/a	0	n/a	0	n/a
02/2015	0	n/a	0	n/a	0	n/a
03/2015	0	n/a	0	n/a	0	n/a
04/2015	0	n/a	0	n/a	0	n/a
05/2015	0	n/a	0	n/a	0	n/a
06/2015	0	n/a	0	n/a	0	n/a
07/2015	0	n/a	0	n/a	0	n/a
08/2015	0	n/a	0	n/a	0	n/a
09/2015	0	n/a	0	n/a	0	n/a
10/2015	0	n/a	0	n/a	0	n/a
11/2015	0	n/a	0	n/a	0	n/a
12/2015	0	n/a	0	n/a	0	n/a

Data source: ARCOS (2006-2014) and Defendant Distribution Data (Anda 12/1996 - 1/2015)

Anda, Inc Hydrocodone Shipments to Walgreens # 03869

	Dosage Units		MME		Drug Base Weight in mg	
Date	**Anda**	**% Change**	**Anda**	**% Change**	**Anda**	**% Change**
1996	0		0		0	
1997	0	n/a	0	n/a	0	n/a
1998	0	n/a	0	n/a	0	n/a
1999	0	n/a	0	n/a	0	n/a
2000	0	n/a	0	n/a	0	n/a
2001	0	n/a	0	n/a	0	n/a
2002	0	n/a	0	n/a	0	n/a
2003	0	n/a	0	n/a	0	n/a
2004	0	n/a	0	n/a	0	n/a
2005	0	n/a	0	n/a	0	n/a
2006	0	n/a	0	n/a	0	n/a
2007	0	n/a	0	n/a	0	n/a
2008	0	n/a	0	n/a	0	n/a
2009	0	n/a	0	n/a	0	n/a
2010	0	n/a	0	n/a	0	n/a
2011	0	n/a	0	n/a	0	n/a
2012	0	n/a	0	n/a	0	n/a
2013	0	n/a	0	n/a	0	n/a
2014	500	n/a	3,027	n/a	3,027	n/a
2015	0	-100.0%	0	-100.0%	0	-100.0%
2016	0	n/a	0	n/a	0	n/a
2017	0	n/a	0	n/a	0	n/a
2018	0	n/a	0	n/a	0	n/a
2019	0	n/a	0	n/a	0	n/a
Total	**500**		**3,027**		**3,027**	

Data source: ARCOS (2006-2014) and Defendant Distribution Data (Anda 12/1996 - 1/2015)

Walgreens # 03869 (7/1996 to 12/2017)
DEA: BW4862757
1750 Noriega St
San Francisco, CA 94122

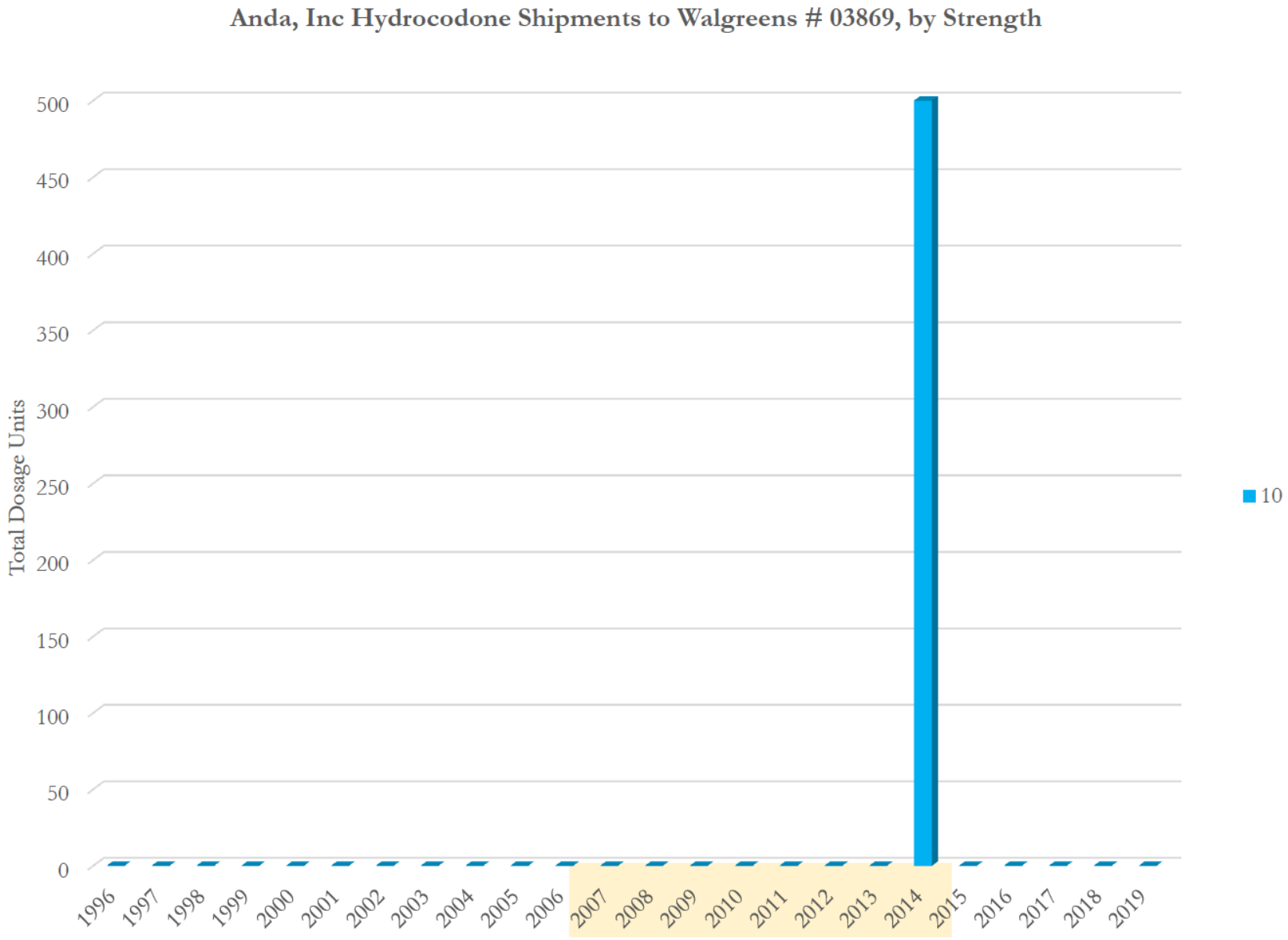

Data source: ARCOS (2006-2014) and Defendant Distribution Data (Anda 12/1996 - 1/2015)

Walgreens # 03869 (7/1996 to 12/2017)
DEA: BW4862757
1750 Noriega St
San Francisco, CA 94122

Anda, Inc Hydrocodone Shipments to Walgreens # 03869, by Strength

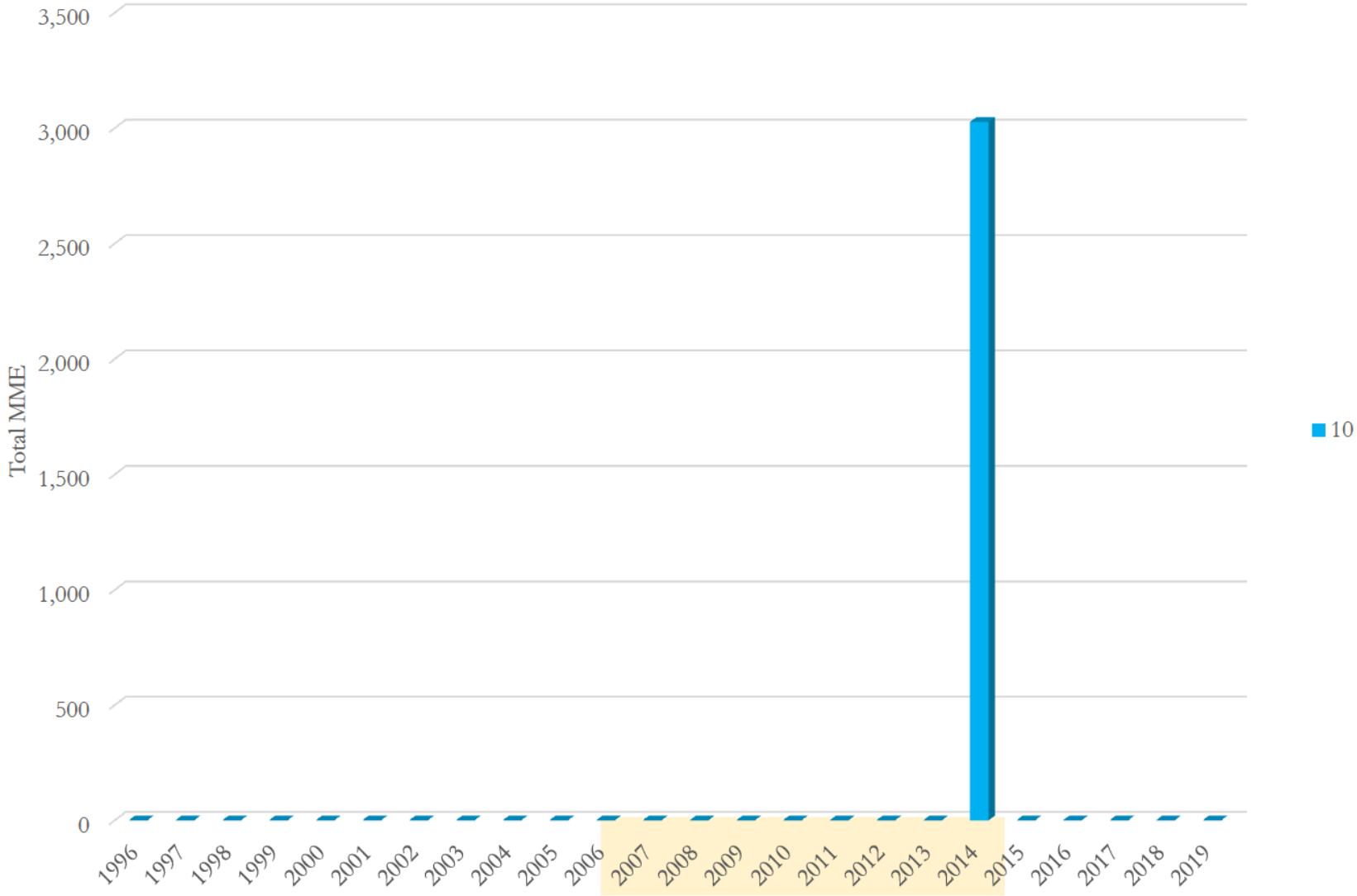

Data source: ARCOS (2006-2014) and Defendant Distribution Data (Anda 12/1996 - 1/2015)

Walgreens # 03869 (7/1996 to 12/2017)
DEA: BW4862757
1750 Noriega St
San Francisco, CA 94122

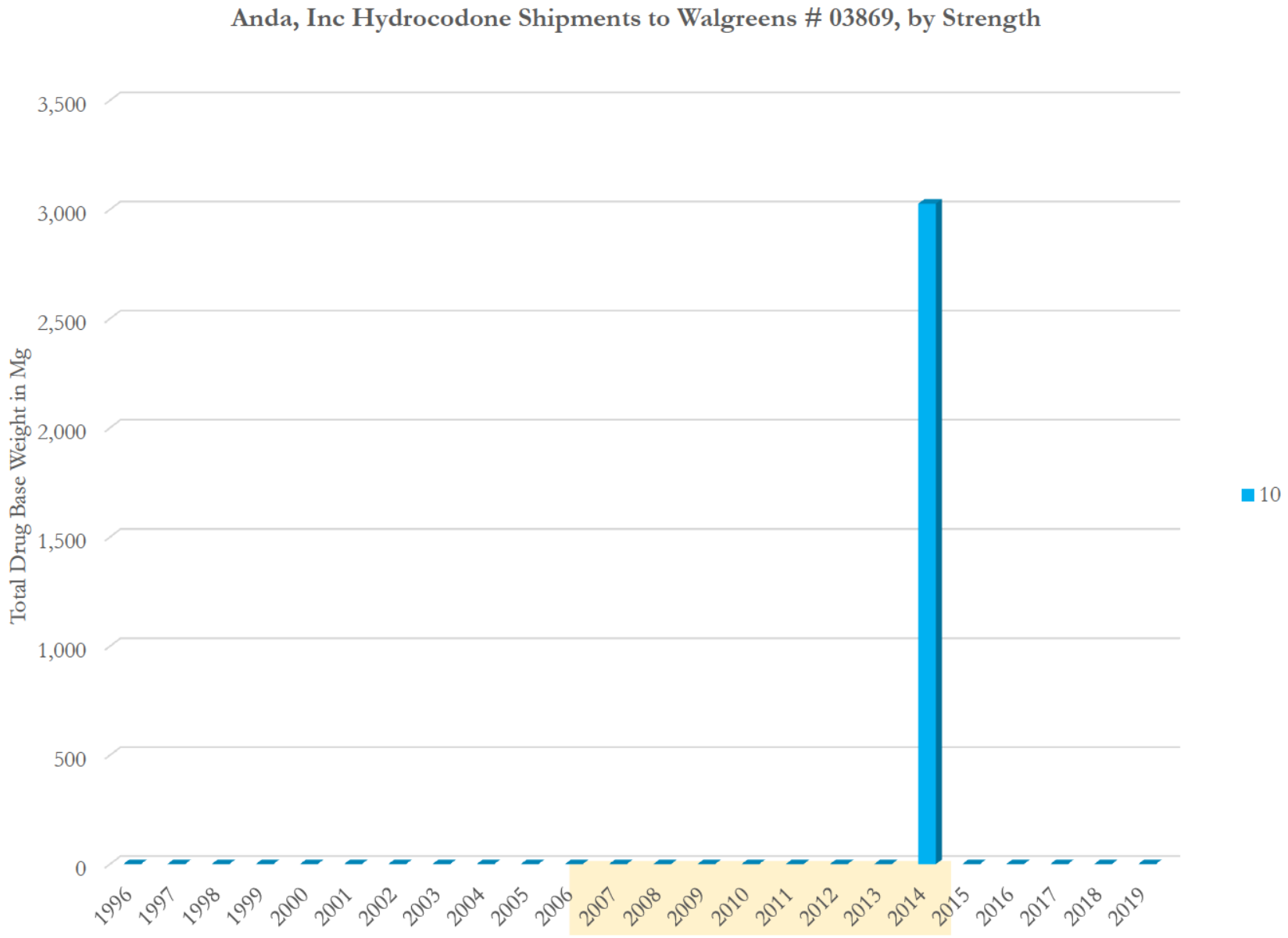

Data source: ARCOS (2006-2014) and Defendant Distribution Data (Anda 12/1996 - 1/2015)

Anda, Inc Hydrocodone Shipments to Walgreens # 03869, by Strength
(Total Dosage Units)

Strength Year\	10	Total	Avg. Str
1996	0	**0**	
1997	0	**0**	
1998	0	**0**	
1999	0	**0**	
2000	0	**0**	
2001	0	**0**	
2002	0	**0**	
2003	0	**0**	
2004	0	**0**	
2005	0	**0**	
2006	0	**0**	
2007	0	**0**	
2008	0	**0**	
2009	0	**0**	
2010	0	**0**	
2011	0	**0**	
2012	0	**0**	
2013	0	**0**	
2014	500	**500**	10.00
2015	0	**0**	
2016	0	**0**	
2017	0	**0**	
2018	0	**0**	
2019	0	**0**	
Total	**500**	**500**	10.00

Data source: ARCOS (2006-2014) and Defendant Distribution Data (Anda 12/1996 - 1/2015)

Anda, Inc Hydrocodone Shipments to Walgreens # 03869, by Strength
(Total MME)

Strength Year\	10	Total	Avg. Str
1996	0	**0**	
1997	0	**0**	
1998	0	**0**	
1999	0	**0**	
2000	0	**0**	
2001	0	**0**	
2002	0	**0**	
2003	0	**0**	
2004	0	**0**	
2005	0	**0**	
2006	0	**0**	
2007	0	**0**	
2008	0	**0**	
2009	0	**0**	
2010	0	**0**	
2011	0	**0**	
2012	0	**0**	
2013	0	**0**	
2014	3,027	**3,027**	10.00
2015	0	**0**	
2016	0	**0**	
2017	0	**0**	
2018	0	**0**	
2019	0	**0**	
Total	**3,027**	**3,027**	10.00

Data source: ARCOS (2006-2014) and Defendant Distribution Data (Anda 12/1996 - 1/2015)

Anda, Inc Hydrocodone Shipments to Walgreens # 03869, by Strength
(Total Drug Base Weight in Milligram)

Strength Year\	10	Total	Avg. Str
1996	0	**0**	
1997	0	**0**	
1998	0	**0**	
1999	0	**0**	
2000	0	**0**	
2001	0	**0**	
2002	0	**0**	
2003	0	**0**	
2004	0	**0**	
2005	0	**0**	
2006	0	**0**	
2007	0	**0**	
2008	0	**0**	
2009	0	**0**	
2010	0	**0**	
2011	0	**0**	
2012	0	**0**	
2013	0	**0**	
2014	3,027	**3,027**	10.00
2015	0	**0**	
2016	0	**0**	
2017	0	**0**	
2018	0	**0**	
2019	0	**0**	
Total	**3,027**	**3,027**	10.00

Data source: ARCOS (2006-2014) and Defendant Distribution Data (Anda 12/1996 - 1/2015)

Walgreens # 03869 (7/1996 to 12/2017)
DEA: BW4862757
1750 Noriega St
San Francisco, CA 94122

Walgreen Co Hydrocodone Shipments to Walgreens # 03869

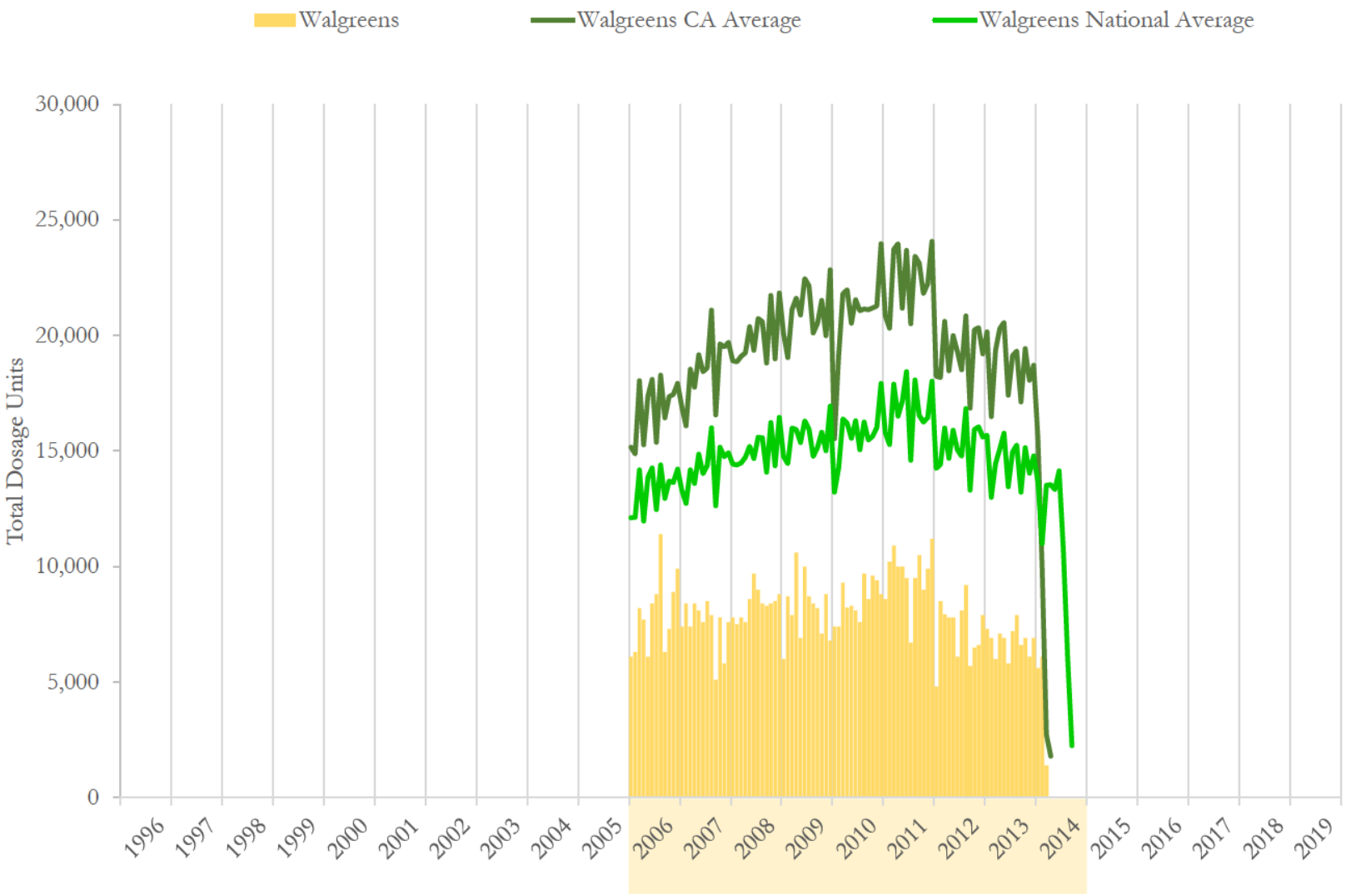

National and state averages reflect hydrocodone shipped from Walgreen Co to all active pharmacies each month.
Data source: ARCOS (2006-2014) and Defendant Distribution Data (Walgreens 1/2006 - 3/2014)

Walgreens # 03869 (7/1996 to 12/2017)
DEA: BW4862757
1750 Noriega St
San Francisco, CA 94122

Walgreen Co Hydrocodone Shipments to Walgreens # 03869

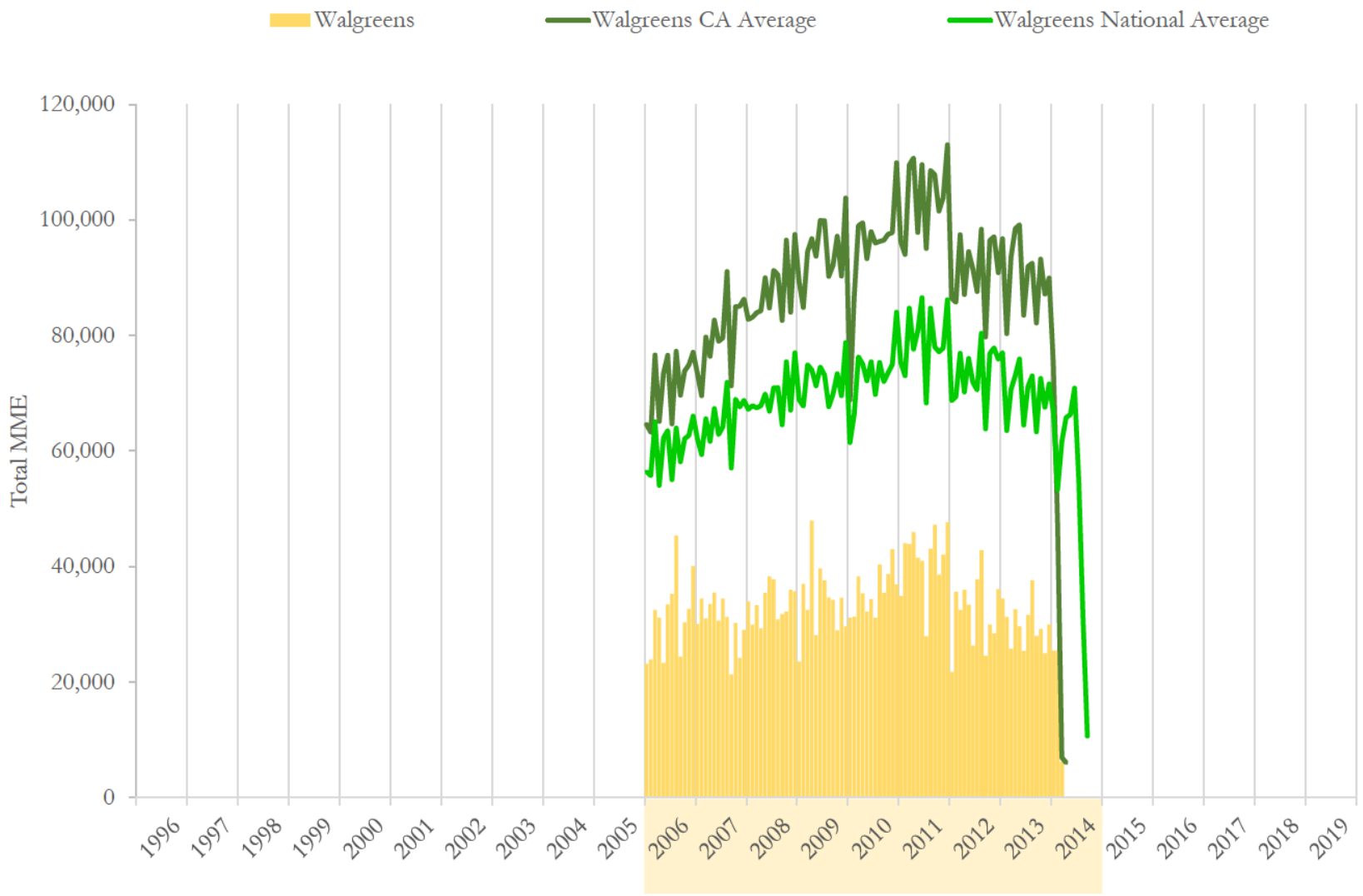

National and state averages reflect hydrocodone shipped from Walgreen Co to all active pharmacies each month.
Data source: ARCOS (2006-2014) and Defendant Distribution Data (Walgreens 1/2006 - 3/2014)

Walgreens # 03869 (7/1996 to 12/2017)
DEA: BW4862757
1750 Noriega St
San Francisco, CA 94122

Walgreen Co Hydrocodone Shipments to Walgreens # 03869

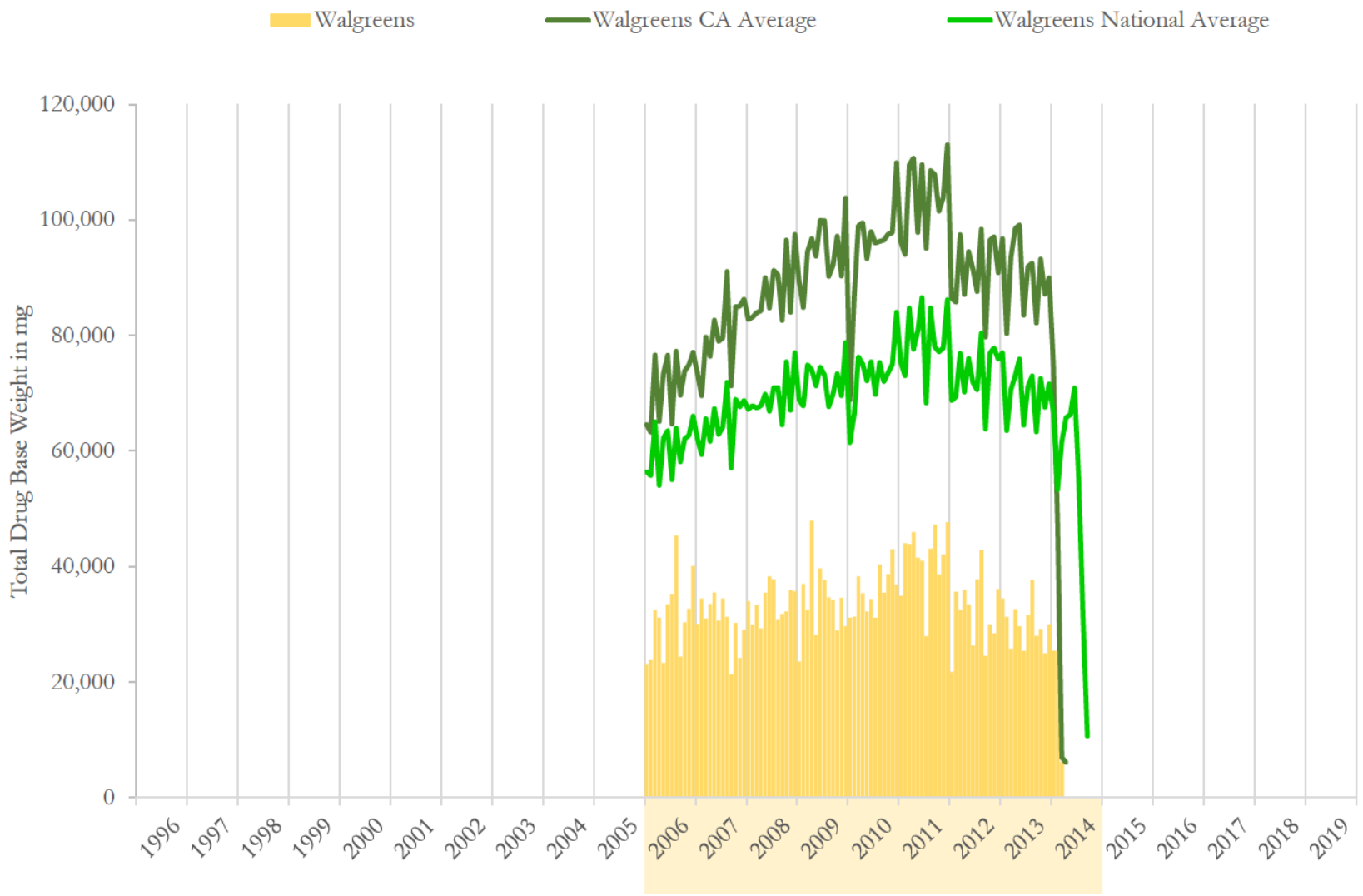

National and state averages reflect hydrocodone shipped from Walgreen Co to all active pharmacies each month.
Data source: ARCOS (2006-2014) and Defendant Distribution Data (Walgreens 1/2006 - 3/2014)

Walgreens # 03869 (7/1996 to 12/2017)
DEA: BW4862757
1750 Noriega St
San Francisco, CA 94122

Walgreen Co Hydrocodone Shipments to Walgreens # 03869

	Dosage Units		MME		Drug Base Weight in mg	
Date	Walgreens	% Change	Walgreens	% Change	Walgreens	% Change
01/2006	6,100	n/a	23,132	n/a	23,132	n/a
02/2006	6,300	3.3%	23,905	3.3%	23,905	3.3%
03/2006	8,200	30.2%	32,483	35.9%	32,483	35.9%
04/2006	7,700	-6.1%	31,105	-4.2%	31,105	-4.2%
05/2006	6,100	-20.8%	23,308	-25.1%	23,308	-25.1%
06/2006	8,400	37.7%	33,424	43.4%	33,424	43.4%
07/2006	8,800	4.8%	35,265	5.5%	35,265	5.5%
08/2006	11,400	29.5%	45,389	28.7%	45,389	28.7%
09/2006	6,300	-44.7%	24,367	-46.3%	24,367	-46.3%
10/2006	7,300	15.9%	30,356	24.6%	30,356	24.6%
11/2006	8,900	21.9%	32,683	7.7%	32,683	7.7%
12/2006	9,900	11.2%	40,083	22.6%	40,083	22.6%
01/2007	7,400	-25.3%	30,070	-25.0%	30,070	-25.0%
02/2007	8,400	13.5%	34,467	14.6%	34,467	14.6%
03/2007	7,400	-11.9%	30,986	-10.1%	30,986	-10.1%
04/2007	8,400	13.5%	33,526	8.2%	33,526	8.2%
05/2007	8,100	-3.6%	35,519	5.9%	35,519	5.9%
06/2007	7,600	-6.2%	30,651	-13.7%	30,651	-13.7%
07/2007	8,500	11.8%	34,492	12.5%	34,492	12.5%
08/2007	7,900	-7.1%	31,289	-9.3%	31,289	-9.3%
09/2007	5,100	-35.4%	21,324	-31.8%	21,324	-31.8%
10/2007	7,800	52.9%	30,229	41.8%	30,229	41.8%
11/2007	5,800	-25.6%	24,184	-20.0%	24,184	-20.0%
12/2007	7,600	31.0%	29,027	20.0%	29,027	20.0%

Data source: ARCOS (2006-2014) and Defendant Distribution Data (Walgreens 1/2006 - 3/2014)

Walgreens # 03869 (7/1996 to 12/2017)
DEA: BW4862757
1750 Noriega St
San Francisco, CA 94122

Walgreen Co Hydrocodone Shipments to Walgreens # 03869

	Dosage Units		MME		Drug Base Weight in mg	
Date	Walgreens	% Change	Walgreens	% Change	Walgreens	% Change
01/2008	7,800	2.6%	33,940	16.9%	33,940	16.9%
02/2008	7,500	-3.8%	29,910	-11.9%	29,910	-11.9%
03/2008	7,800	4.0%	33,265	11.2%	33,265	11.2%
04/2008	7,600	-2.6%	29,297	-11.9%	29,297	-11.9%
05/2008	8,600	13.2%	35,462	21.0%	35,462	21.0%
06/2008	9,700	12.8%	38,275	7.9%	38,275	7.9%
07/2008	9,000	-7.2%	37,805	-1.2%	37,805	-1.2%
08/2008	8,400	-6.7%	30,867	-18.4%	30,867	-18.4%
09/2008	8,300	-1.2%	31,775	2.9%	31,775	2.9%
10/2008	8,400	1.2%	32,189	1.3%	32,189	1.3%
11/2008	8,500	1.2%	35,989	11.8%	35,989	11.8%
12/2008	8,800	3.5%	35,719	-0.8%	35,719	-0.8%
01/2009	6,000	-31.8%	23,529	-34.1%	23,529	-34.1%
02/2009	8,700	45.0%	36,975	57.1%	36,975	57.1%
03/2009	7,900	-9.2%	32,475	-12.2%	32,475	-12.2%
04/2009	10,600	34.2%	47,913	47.5%	47,913	47.5%
05/2009	6,900	-34.9%	28,119	-41.3%	28,119	-41.3%
06/2009	10,000	44.9%	39,654	41.0%	39,654	41.0%
07/2009	8,700	-13.0%	37,629	-5.1%	37,629	-5.1%
08/2009	8,400	-3.4%	34,635	-8.0%	34,635	-8.0%
09/2009	8,200	-2.4%	34,197	-1.3%	34,197	-1.3%
10/2009	7,100	-13.4%	28,892	-15.5%	28,892	-15.5%
11/2009	8,800	23.9%	34,594	19.7%	34,594	19.7%
12/2009	6,800	-22.7%	29,640	-14.3%	29,640	-14.3%

Data source: ARCOS (2006-2014) and Defendant Distribution Data (Walgreens 1/2006 - 3/2014)

Walgreens # 03869 (7/1996 to 12/2017)
DEA: BW4862757
1750 Noriega St
San Francisco, CA 94122

Walgreen Co Hydrocodone Shipments to Walgreens # 03869

	Dosage Units		MME		Drug Base Weight in mg	
Date	Walgreens	% Change	Walgreens	% Change	Walgreens	% Change
01/2010	7,400	8.8%	31,129	5.0%	31,129	5.0%
02/2010	7,400	0.0%	31,313	0.6%	31,313	0.6%
03/2010	9,300	25.7%	38,267	22.2%	38,267	22.2%
04/2010	8,220	-11.6%	35,345	-7.6%	35,345	-7.6%
05/2010	8,300	1.0%	32,229	-8.8%	32,229	-8.8%
06/2010	8,100	-2.4%	34,356	6.6%	34,356	6.6%
07/2010	7,600	-6.2%	31,146	-9.3%	31,146	-9.3%
08/2010	9,700	27.6%	40,362	29.6%	40,362	29.6%
09/2010	8,600	-11.3%	35,408	-12.3%	35,408	-12.3%
10/2010	9,600	11.6%	38,697	9.3%	38,697	9.3%
11/2010	9,400	-2.1%	42,983	11.1%	42,983	11.1%
12/2010	8,800	-6.4%	36,913	-14.1%	36,913	-14.1%
01/2011	8,600	-2.3%	34,929	-5.4%	34,929	-5.4%
02/2011	10,200	18.6%	44,002	26.0%	44,002	26.0%
03/2011	10,900	6.9%	43,875	-0.3%	43,875	-0.3%
04/2011	10,000	-8.3%	45,961	4.8%	45,961	4.8%
05/2011	10,000	0.0%	41,524	-9.7%	41,524	-9.7%
06/2011	9,500	-5.0%	41,000	-1.3%	41,000	-1.3%
07/2011	6,700	-29.5%	27,959	-31.8%	27,959	-31.8%
08/2011	9,500	41.8%	43,086	54.1%	43,086	54.1%
09/2011	10,500	10.5%	47,213	9.6%	47,213	9.6%
10/2011	9,000	-14.3%	38,562	-18.3%	38,562	-18.3%
11/2011	9,900	10.0%	42,075	9.1%	42,075	9.1%
12/2011	11,200	13.1%	47,659	13.3%	47,659	13.3%

Data source: ARCOS (2006-2014) and Defendant Distribution Data (Walgreens 1/2006 - 3/2014)

Walgreens # 03869 (7/1996 to 12/2017)
DEA: BW4862757
1750 Noriega St
San Francisco, CA 94122

Walgreen Co Hydrocodone Shipments to Walgreens # 03869

	Dosage Units		MME		Drug Base Weight in mg	
Date	Walgreens	% Change	Walgreens	% Change	Walgreens	% Change
01/2012	4,800	-57.1%	21,746	-54.4%	21,746	-54.4%
02/2012	8,500	77.1%	35,662	64.0%	35,662	64.0%
03/2012	7,930	-6.7%	32,472	-8.9%	32,472	-8.9%
04/2012	7,800	-1.6%	35,964	10.8%	35,964	10.8%
05/2012	7,800	0.0%	33,383	-7.2%	33,383	-7.2%
06/2012	6,100	-21.8%	26,335	-21.1%	26,335	-21.1%
07/2012	8,100	32.8%	37,797	43.5%	37,797	43.5%
08/2012	9,200	13.6%	42,816	13.3%	42,816	13.3%
09/2012	5,700	-38.0%	24,519	-42.7%	24,519	-42.7%
10/2012	6,500	14.0%	29,951	22.2%	29,951	22.2%
11/2012	6,600	1.5%	28,454	-5.0%	28,454	-5.0%
12/2012	7,900	19.7%	36,083	26.8%	36,083	26.8%
01/2013	7,300	-7.6%	34,492	-4.4%	34,492	-4.4%
02/2013	6,900	-5.5%	31,297	-9.3%	31,297	-9.3%
03/2013	6,000	-13.0%	25,824	-17.5%	25,824	-17.5%
04/2013	7,100	18.3%	32,627	26.3%	32,627	26.3%
05/2013	6,900	-2.8%	29,648	-9.1%	29,648	-9.1%
06/2013	5,800	-15.9%	25,378	-14.4%	25,378	-14.4%
07/2013	7,200	24.1%	31,616	24.6%	31,616	24.6%
08/2013	7,900	9.7%	37,637	19.0%	37,637	19.0%
09/2013	6,600	-16.5%	28,000	-25.6%	28,000	-25.6%
10/2013	6,900	4.5%	29,211	4.3%	29,211	4.3%
11/2013	6,100	-11.6%	24,973	-14.5%	24,973	-14.5%
12/2013	6,900	13.1%	29,959	20.0%	29,959	20.0%

Data source: ARCOS (2006-2014) and Defendant Distribution Data (Walgreens 1/2006 - 3/2014)

Walgreen Co Hydrocodone Shipments to Walgreens # 03869

	Dosage Units		MME		Drug Base Weight in mg	
Date	Walgreens	% Change	Walgreens	% Change	Walgreens	% Change
01/2014	5,600	-18.8%	25,402	-15.2%	25,402	-15.2%
02/2014	6,100	8.9%	25,411	0.0%	25,411	0.0%
03/2014	1,400	-77.0%	6,189	-75.6%	6,189	-75.6%
04/2014	0	-100.0%	0	-100.0%	0	-100.0%
05/2014	0	n/a	0	n/a	0	n/a
06/2014	0	n/a	0	n/a	0	n/a
07/2014	0	n/a	0	n/a	0	n/a
08/2014	0	n/a	0	n/a	0	n/a
09/2014	0	n/a	0	n/a	0	n/a
10/2014	0	n/a	0	n/a	0	n/a
11/2014	0	n/a	0	n/a	0	n/a
12/2014	0	n/a	0	n/a	0	n/a
01/2015	0	n/a	0	n/a	0	n/a
02/2015	0	n/a	0	n/a	0	n/a
03/2015	0	n/a	0	n/a	0	n/a
04/2015	0	n/a	0	n/a	0	n/a
05/2015	0	n/a	0	n/a	0	n/a
06/2015	0	n/a	0	n/a	0	n/a
07/2015	0	n/a	0	n/a	0	n/a
08/2015	0	n/a	0	n/a	0	n/a
09/2015	0	n/a	0	n/a	0	n/a
10/2015	0	n/a	0	n/a	0	n/a
11/2015	0	n/a	0	n/a	0	n/a
12/2015	0	n/a	0	n/a	0	n/a

Data source: ARCOS (2006-2014) and Defendant Distribution Data (Walgreens 1/2006 - 3/2014)

Walgreens # 03869 (7/1996 to 12/2017)
DEA: BW4862757
1750 Noriega St
San Francisco, CA 94122

Walgreen Co Hydrocodone Shipments to Walgreens # 03869

	Dosage Units		MME		Drug Base Weight in mg	
Date	Walgreens	% Change	Walgreens	% Change	Walgreens	% Change
1996	0		0		0	
1997	0	n/a	0	n/a	0	n/a
1998	0	n/a	0	n/a	0	n/a
1999	0	n/a	0	n/a	0	n/a
2000	0	n/a	0	n/a	0	n/a
2001	0	n/a	0	n/a	0	n/a
2002	0	n/a	0	n/a	0	n/a
2003	0	n/a	0	n/a	0	n/a
2004	0	n/a	0	n/a	0	n/a
2005	0	n/a	0	n/a	0	n/a
2006	95,400	n/a	375,501	n/a	375,501	n/a
2007	90,000	-5.7%	365,763	-2.6%	365,763	-2.6%
2008	100,400	11.6%	404,492	10.6%	404,492	10.6%
2009	98,100	-2.3%	408,252	0.9%	408,252	0.9%
2010	102,420	4.4%	428,149	4.9%	428,149	4.9%
2011	116,000	13.3%	497,845	16.3%	497,845	16.3%
2012	86,930	-25.1%	385,181	-22.6%	385,181	-22.6%
2013	81,600	-6.1%	360,661	-6.4%	360,661	-6.4%
2014	13,100	-83.9%	57,002	-84.2%	57,002	-84.2%
2015	0	-100.0%	0	-100.0%	0	-100.0%
2016	0	n/a	0	n/a	0	n/a
2017	0	n/a	0	n/a	0	n/a
2018	0	n/a	0	n/a	0	n/a
2019	0	n/a	0	n/a	0	n/a
Total	**783,950**		**3,282,847**		**3,282,847**	

Data source: ARCOS (2006-2014) and Defendant Distribution Data (Walgreens 1/2006 - 3/2014)

Walgreens # 03869 (7/1996 to 12/2017)
DEA: BW4862757
1750 Noriega St
San Francisco, CA 94122

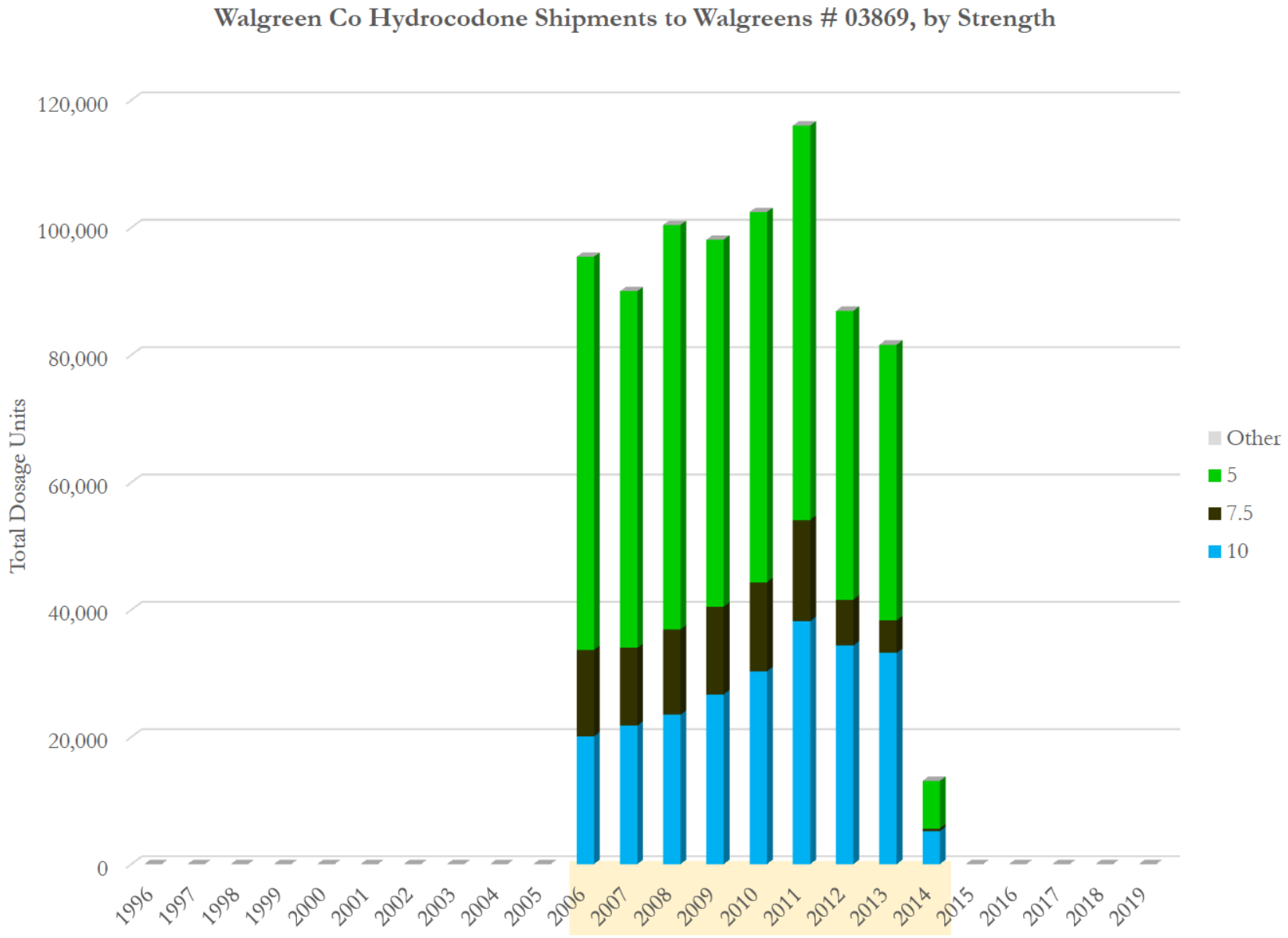

Data source: ARCOS (2006-2014) and Defendant Distribution Data (Walgreens 1/2006 - 3/2014)

Walgreens # 03869 (7/1996 to 12/2017)
DEA: BW4862757
1750 Noriega St
San Francisco, CA 94122

Walgreen Co Hydrocodone Shipments to Walgreens # 03869, by Strength

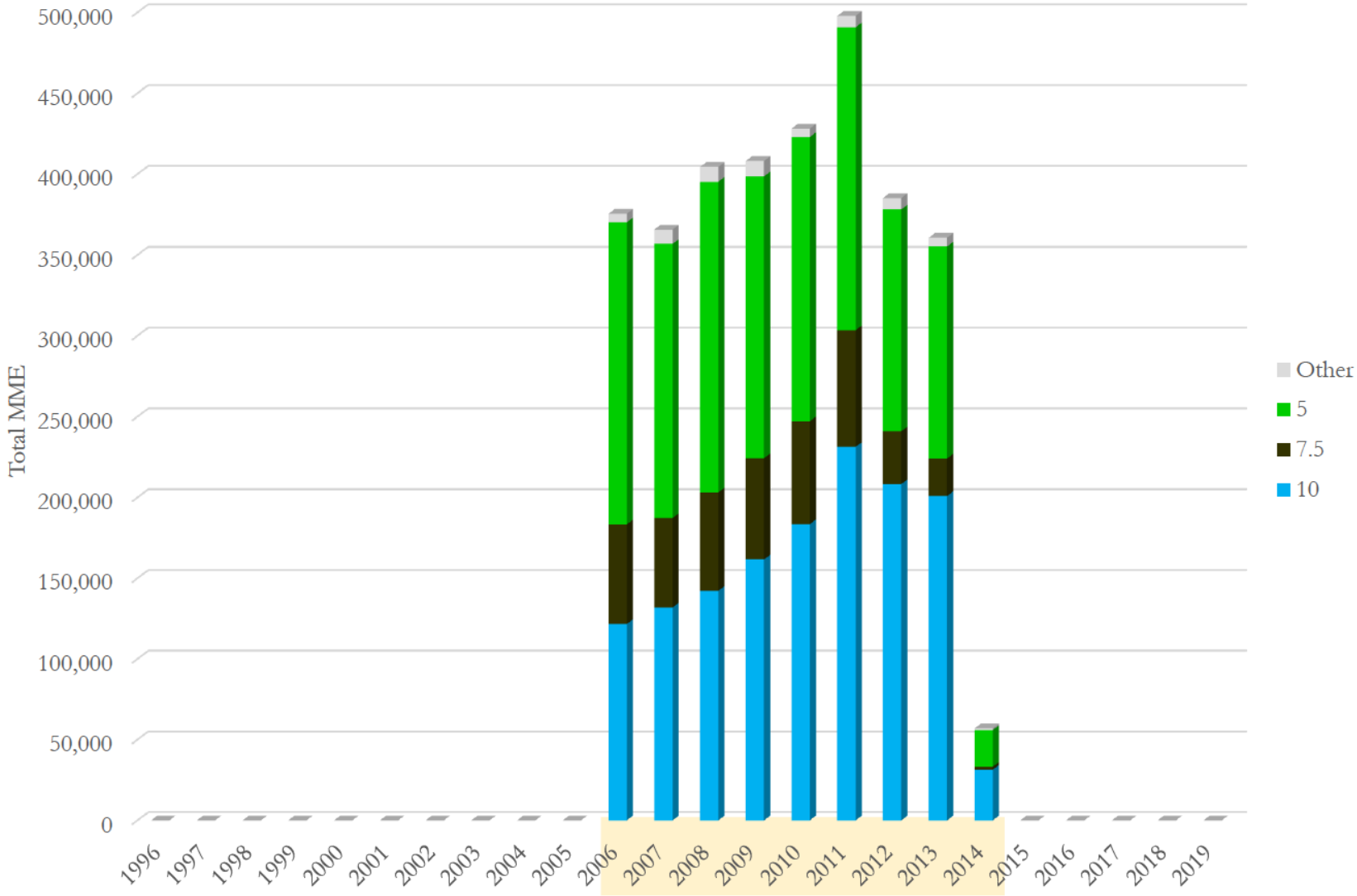

Data source: ARCOS (2006-2014) and Defendant Distribution Data (Walgreens 1/2006 - 3/2014)

Walgreens # 03869 (7/1996 to 12/2017)
DEA: BW4862757
1750 Noriega St
San Francisco, CA 94122

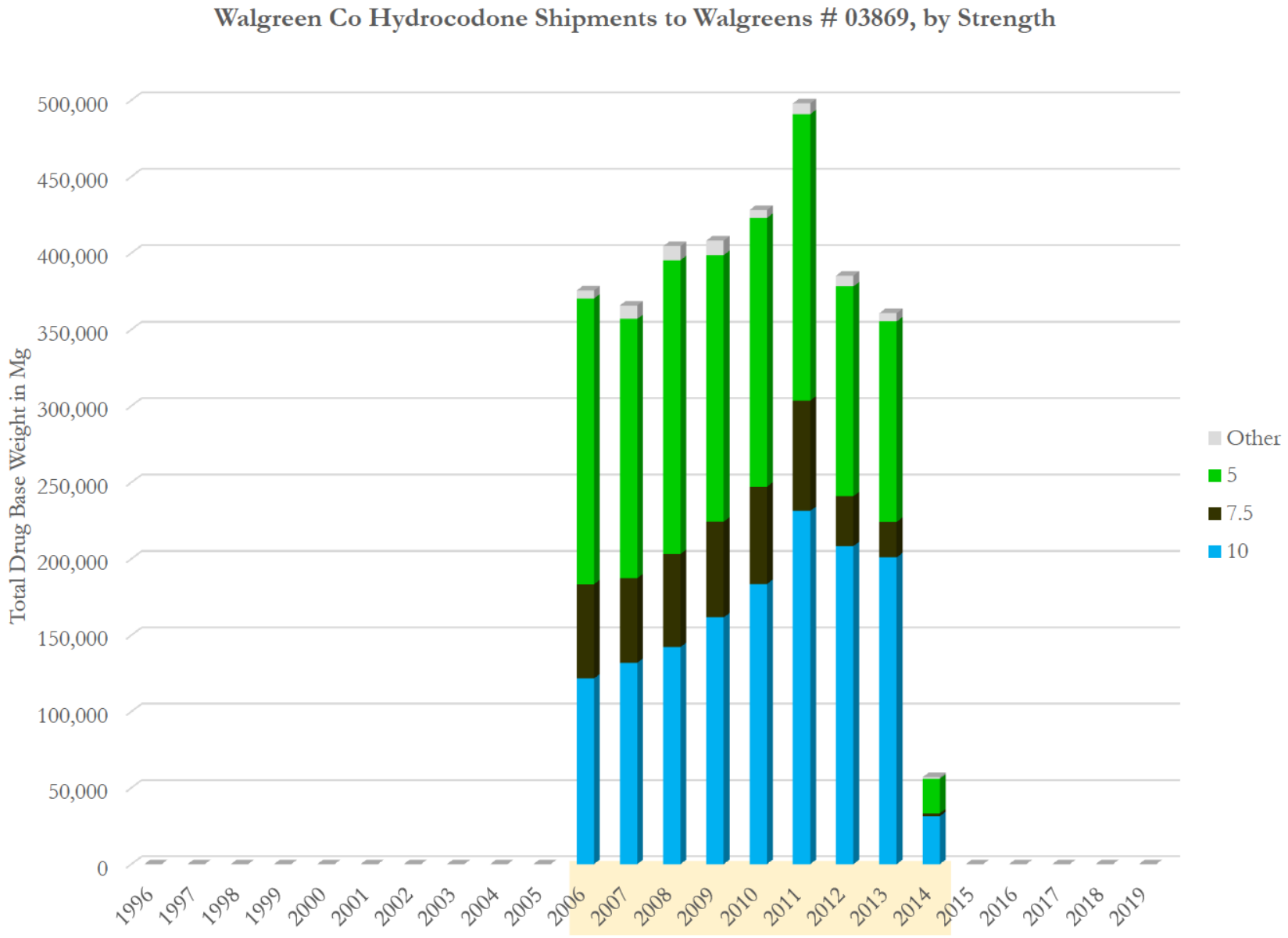

Data source: ARCOS (2006-2014) and Defendant Distribution Data (Walgreens 1/2006 - 3/2014)

Walgreens # 03869 (7/1996 to 12/2017)
DEA: BW4862757
1750 Noriega St
San Francisco, CA 94122

Walgreen Co Hydrocodone Shipments to Walgreens # 03869, by Strength
(Total Dosage Units)

Strength Year\	10	7.5	5	Other	Total	Avg. Str
1996	0	0	0	0	**0**	
1997	0	0	0	0	**0**	
1998	0	0	0	0	**0**	
1999	0	0	0	0	**0**	
2000	0	0	0	0	**0**	
2001	0	0	0	0	**0**	
2002	0	0	0	0	**0**	
2003	0	0	0	0	**0**	
2004	0	0	0	0	**0**	
2005	0	0	0	0	**0**	
2006	20,100	13,600	61,700	0	**95,400**	6.41
2007	21,800	12,200	56,000	0	**90,000**	6.55
2008	23,500	13,400	63,500	0	**100,400**	6.50
2009	26,700	13,800	57,600	0	**98,100**	6.71
2010	30,320	14,000	58,100	0	**102,420**	6.82
2011	38,200	15,900	61,900	0	**116,000**	6.99
2012	34,400	7,200	45,330	0	**86,930**	7.19
2013	33,200	5,100	43,300	0	**81,600**	7.19
2014	5,200	400	7,500	0	**13,100**	7.06
2015	0	0	0	0	**0**	
2016	0	0	0	0	**0**	
2017	0	0	0	0	**0**	
2018	0	0	0	0	**0**	
2019	0	0	0	0	**0**	
Total	**233,420**	**95,600**	**454,930**	**0**	**783,950**	6.79

Data source: ARCOS (2006-2014) and Defendant Distribution Data (Walgreens 1/2006 - 3/2014)

Walgreens # 03869 (7/1996 to 12/2017)
DEA: BW4862757
1750 Noriega St
San Francisco, CA 94122

Walgreen Co Hydrocodone Shipments to Walgreens # 03869, by Strength (Total MME)

Strength Year\	10	7.5	5	Other	Total	Avg. Str
1996	0	0	0	0	**0**	
1997	0	0	0	0	**0**	
1998	0	0	0	0	**0**	
1999	0	0	0	0	**0**	
2000	0	0	0	0	**0**	
2001	0	0	0	0	**0**	
2002	0	0	0	0	**0**	
2003	0	0	0	0	**0**	
2004	0	0	0	0	**0**	
2005	0	0	0	0	**0**	
2006	121,685	61,751	186,766	5,299	**375,501**	6.41
2007	131,977	55,394	169,512	8,880	**365,763**	6.55
2008	142,269	60,843	192,215	9,166	**404,492**	6.50
2009	161,642	62,659	174,355	9,596	**408,252**	6.71
2010	183,557	63,567	175,869	5,156	**428,149**	6.82
2011	231,263	72,194	187,371	7,017	**497,845**	6.99
2012	208,258	32,692	137,214	7,018	**385,181**	7.19
2013	200,993	23,157	131,069	5,443	**360,661**	7.19
2014	31,481	1,816	22,703	1,003	**57,002**	7.06
2015	0	0	0	0	**0**	
2016	0	0	0	0	**0**	
2017	0	0	0	0	**0**	
2018	0	0	0	0	**0**	
2019	0	0	0	0	**0**	
Total	**1,413,125**	**434,072**	**1,377,073**	**58,577**	**3,282,847**	6.79

Data source: ARCOS (2006-2014) and Defendant Distribution Data (Walgreens 1/2006 - 3/2014)

Walgreens # 03869 (7/1996 to 12/2017)
DEA: BW4862757
1750 Noriega St
San Francisco, CA 94122

Walgreen Co Hydrocodone Shipments to Walgreens # 03869, by Strength
(Total Drug Base Weight in Milligram)

Strength Year\	10	7.5	5	Other	Total	Avg. Str
1996	0	0	0	0	**0**	
1997	0	0	0	0	**0**	
1998	0	0	0	0	**0**	
1999	0	0	0	0	**0**	
2000	0	0	0	0	**0**	
2001	0	0	0	0	**0**	
2002	0	0	0	0	**0**	
2003	0	0	0	0	**0**	
2004	0	0	0	0	**0**	
2005	0	0	0	0	**0**	
2006	121,685	61,751	186,766	5,299	**375,501**	6.41
2007	131,977	55,394	169,512	8,880	**365,763**	6.55
2008	142,269	60,843	192,215	9,166	**404,492**	6.50
2009	161,642	62,659	174,355	9,596	**408,252**	6.71
2010	183,557	63,567	175,869	5,156	**428,149**	6.82
2011	231,263	72,194	187,371	7,017	**497,845**	6.99
2012	208,258	32,692	137,214	7,018	**385,181**	7.19
2013	200,993	23,157	131,069	5,443	**360,661**	7.19
2014	31,481	1,816	22,703	1,003	**57,002**	7.06
2015	0	0	0	0	**0**	
2016	0	0	0	0	**0**	
2017	0	0	0	0	**0**	
2018	0	0	0	0	**0**	
2019	0	0	0	0	**0**	
Total	**1,413,125**	**434,072**	**1,377,073**	**58,577**	**3,282,847**	6.79

Data source: ARCOS (2006-2014) and Defendant Distribution Data (Walgreens 1/2006 - 3/2014)

Walgreens # 02005 (2/1996 to 12/2017)
DEA: BW1453606
2550 Ocean Ave
San Francisco, CA 94132

Walgreen Co Oxycodone Shipments to Walgreens # 02005

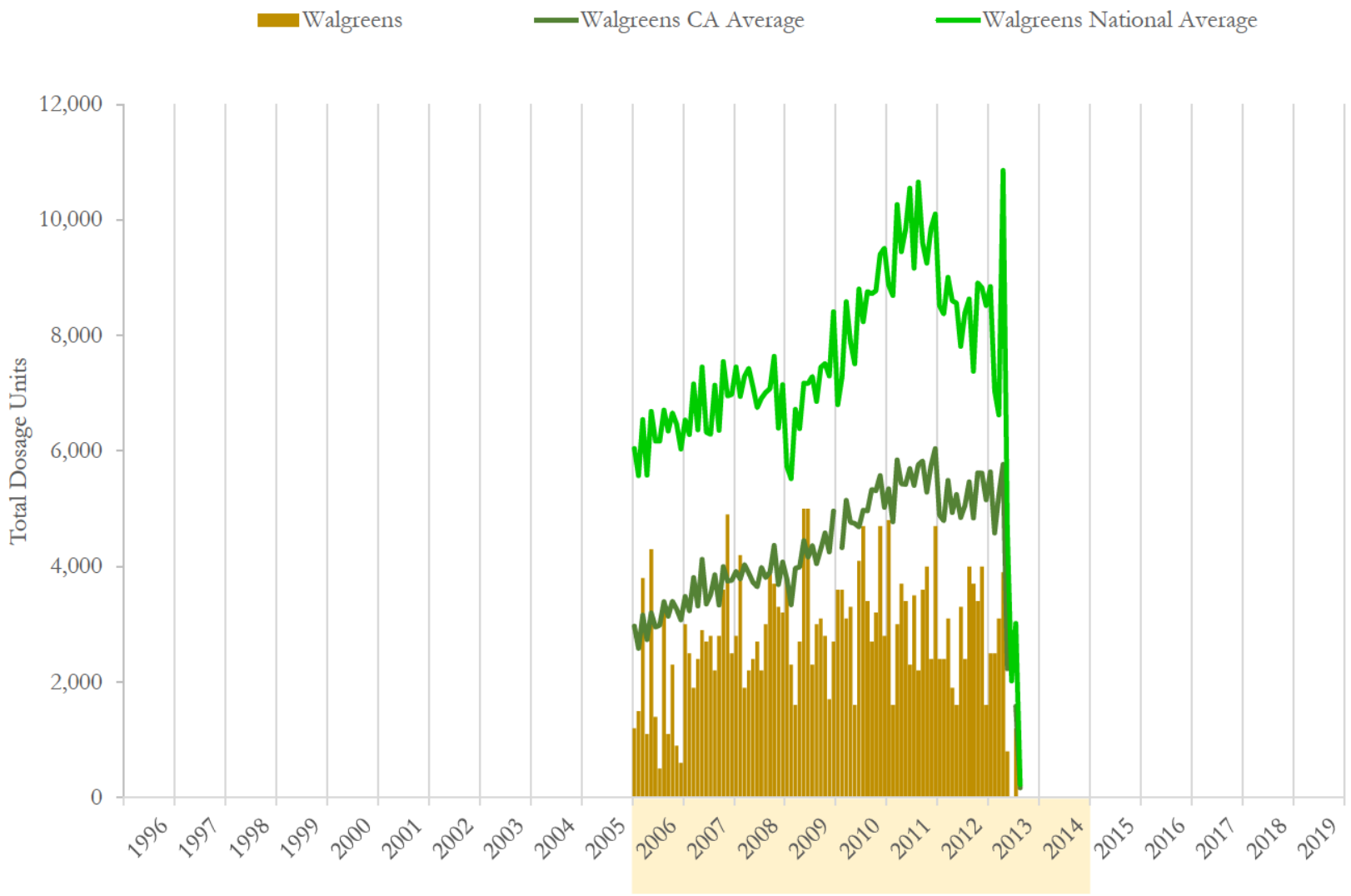

National and state averages reflect oxycodone shipped from Walgreen Co to all active pharmacies each month.
Data source: ARCOS (2006-2014) and Defendant Distribution Data (Walgreens 1/2006 - 3/2014)

Walgreens # 02005 (2/1996 to 12/2017)
DEA: BW1453606
2550 Ocean Ave
San Francisco, CA 94132

Walgreen Co Oxycodone Shipments to Walgreens # 02005

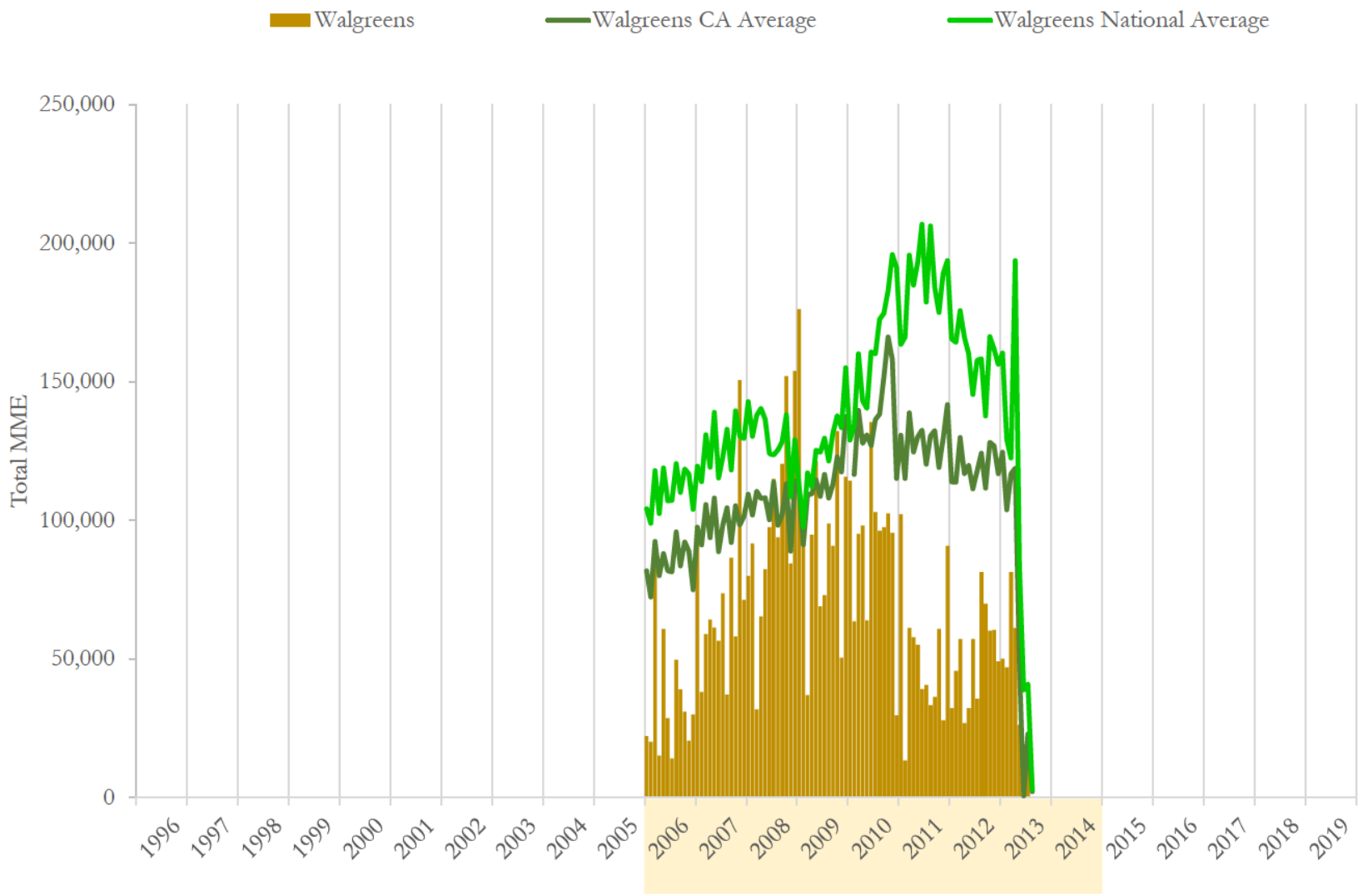

National and state averages reflect oxycodone shipped from Walgreen Co to all active pharmacies each month.
Data source: ARCOS (2006-2014) and Defendant Distribution Data (Walgreens 1/2006 - 3/2014)

Walgreens # 02005 (2/1996 to 12/2017)
DEA: BW1453606
2550 Ocean Ave
San Francisco, CA 94132

Walgreen Co Oxycodone Shipments to Walgreens # 02005

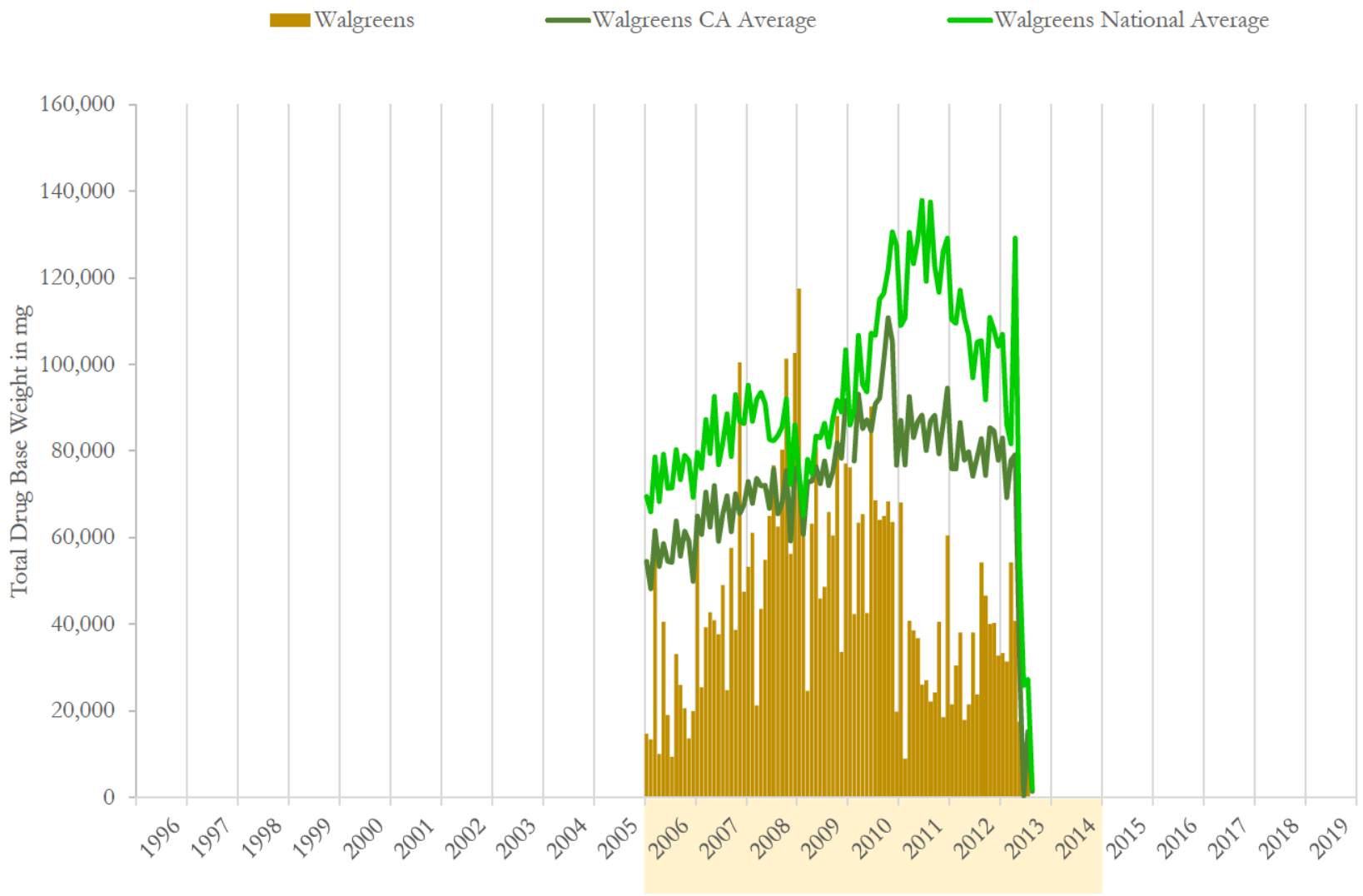

National and state averages reflect oxycodone shipped from Walgreen Co to all active pharmacies each month.
Data source: ARCOS (2006-2014) and Defendant Distribution Data (Walgreens 1/2006 - 3/2014)

Walgreens # 02005 (2/1996 to 12/2017)
DEA: BW1453606
2550 Ocean Ave
San Francisco, CA 94132

Walgreen Co Oxycodone Shipments to Walgreens # 02005

	Dosage Units		MME		Drug Base Weight in mg	
Date	Walgreens	% Change	Walgreens	% Change	Walgreens	% Change
01/2006	1,200	n/a	22,121	n/a	14,747	n/a
02/2006	1,500	25.0%	20,171	-8.8%	13,448	-8.8%
03/2006	3,800	153.3%	87,274	332.7%	58,183	332.7%
04/2006	1,100	-71.1%	15,128	-82.7%	10,086	-82.7%
05/2006	4,300	290.9%	60,850	302.2%	40,567	302.2%
06/2006	1,400	-67.4%	28,576	-53.0%	19,051	-53.0%
07/2006	500	-64.3%	14,120	-50.6%	9,413	-50.6%
08/2006	3,400	580.0%	49,756	252.4%	33,171	252.4%
09/2006	1,100	-67.6%	38,998	-21.6%	25,999	-21.6%
10/2006	2,300	109.1%	30,929	-20.7%	20,620	-20.7%
11/2006	900	-60.9%	20,507	-33.7%	13,672	-33.7%
12/2006	600	-33.3%	29,921	45.9%	19,947	45.9%
01/2007	3,000	400.0%	91,779	206.7%	61,186	206.7%
02/2007	2,500	-16.7%	38,130	-58.5%	25,420	-58.5%
03/2007	1,900	-24.0%	58,974	54.7%	39,316	54.7%
04/2007	2,400	26.3%	64,145	8.8%	42,763	8.8%
05/2007	2,900	20.8%	61,327	-4.4%	40,885	-4.4%
06/2007	2,700	-6.9%	56,573	-7.8%	37,716	-7.8%
07/2007	2,800	3.7%	73,625	30.1%	49,083	30.1%
08/2007	2,200	-21.4%	37,169	-49.5%	24,779	-49.5%
09/2007	2,800	27.3%	86,440	132.6%	57,627	132.6%
10/2007	3,600	28.6%	58,106	-32.8%	38,737	-32.8%
11/2007	4,900	36.1%	150,659	159.3%	100,439	159.3%
12/2007	2,500	-49.0%	71,311	-52.7%	47,541	-52.7%

Data source: ARCOS (2006-2014) and Defendant Distribution Data (Walgreens 1/2006 - 3/2014)

Walgreens # 02005 (2/1996 to 12/2017)
DEA: BW1453606
2550 Ocean Ave
San Francisco, CA 94132

Walgreen Co Oxycodone Shipments to Walgreens # 02005

	Dosage Units		MME		Drug Base Weight in mg	
Date	Walgreens	% Change	Walgreens	% Change	Walgreens	% Change
01/2008	2,800	12.0%	79,891	12.0%	53,261	12.0%
02/2008	4,200	50.0%	91,611	14.7%	61,074	14.7%
03/2008	1,900	-54.8%	31,884	-65.2%	21,256	-65.2%
04/2008	2,200	15.8%	65,361	105.0%	43,574	105.0%
05/2008	2,400	9.1%	82,359	26.0%	54,906	26.0%
06/2008	2,700	12.5%	97,494	18.4%	64,996	18.4%
07/2008	2,200	-18.5%	114,976	17.9%	76,651	17.9%
08/2008	3,000	36.4%	93,796	-18.4%	62,531	-18.4%
09/2008	3,900	30.0%	120,355	28.3%	80,237	28.3%
10/2008	3,700	-5.1%	151,957	26.3%	101,305	26.3%
11/2008	3,300	-10.8%	84,383	-44.5%	56,255	-44.5%
12/2008	3,200	-3.0%	153,907	82.4%	102,604	82.4%
01/2009	3,800	18.8%	176,162	14.5%	117,442	14.5%
02/2009	2,300	-39.5%	99,512	-43.5%	66,341	-43.5%
03/2009	1,600	-30.4%	36,981	-62.8%	24,654	-62.8%
04/2009	2,700	68.8%	94,805	156.4%	63,203	156.4%
05/2009	5,000	85.2%	121,364	28.0%	80,909	28.0%
06/2009	5,000	0.0%	68,918	-43.2%	45,946	-43.2%
07/2009	2,300	-54.0%	72,953	5.9%	48,635	5.9%
08/2009	3,000	30.4%	98,839	35.5%	65,893	35.5%
09/2009	3,100	3.3%	90,771	-8.2%	60,514	-8.2%
10/2009	2,800	-9.7%	132,122	45.6%	88,081	45.6%
11/2009	1,700	-39.3%	50,428	-61.8%	33,619	-61.8%
12/2009	2,700	58.8%	115,649	129.3%	77,099	129.3%

Data source: ARCOS (2006-2014) and Defendant Distribution Data (Walgreens 1/2006 - 3/2014)

Walgreen Co Oxycodone Shipments to Walgreens # 02005

	Dosage Units		MME		Drug Base Weight in mg	
Date	Walgreens	% Change	Walgreens	% Change	Walgreens	% Change
01/2010	3,600	33.3%	114,304	-1.2%	76,203	-1.2%
02/2010	3,600	0.0%	63,539	-44.4%	42,360	-44.4%
03/2010	3,100	-13.9%	95,141	49.7%	63,427	49.7%
04/2010	3,300	6.5%	98,100	3.1%	65,400	3.1%
05/2010	1,600	-51.5%	63,876	-34.9%	42,584	-34.9%
06/2010	4,100	156.3%	135,416	112.0%	90,278	112.0%
07/2010	4,700	14.6%	102,873	-24.0%	68,582	-24.0%
08/2010	3,400	-27.7%	96,150	-6.5%	64,100	-6.5%
09/2010	2,700	-20.6%	97,494	1.4%	64,996	1.4%
10/2010	3,200	18.5%	102,470	5.1%	68,313	5.1%
11/2010	4,700	46.9%	95,477	-6.8%	63,652	-6.8%
12/2010	2,800	-40.4%	29,719	-68.9%	19,813	-68.9%
01/2011	4,800	71.4%	102,201	243.9%	68,134	243.9%
02/2011	1,600	-66.7%	13,448	-86.8%	8,965	-86.8%
03/2011	3,000	87.5%	61,186	355.0%	40,791	355.0%
04/2011	3,700	23.3%	57,824	-5.5%	38,550	-5.5%
05/2011	3,400	-8.1%	55,135	-4.7%	36,757	-4.7%
06/2011	2,300	-32.4%	39,132	-29.0%	26,088	-29.0%
07/2011	3,500	52.2%	40,611	3.8%	27,074	3.8%
08/2011	2,200	-37.1%	33,283	-18.0%	22,188	-18.0%
09/2011	3,600	63.6%	36,308	9.1%	24,206	9.1%
10/2011	4,000	11.1%	60,850	67.6%	40,567	67.6%
11/2011	2,400	-40.0%	27,904	-54.1%	18,602	-54.1%
12/2011	4,700	95.8%	90,771	225.3%	60,514	225.3%

Data source: ARCOS (2006-2014) and Defendant Distribution Data (Walgreens 1/2006 - 3/2014)

Walgreen Co Oxycodone Shipments to Walgreens # 02005

	Dosage Units		MME		Drug Base Weight in mg	
Date	Walgreens	% Change	Walgreens	% Change	Walgreens	% Change
01/2012	2,400	-48.9%	32,274	-64.4%	21,516	-64.4%
02/2012	2,400	0.0%	45,722	41.7%	30,481	41.7%
03/2012	3,100	29.2%	57,152	25.0%	38,101	25.0%
04/2012	1,900	-38.7%	26,895	-52.9%	17,930	-52.9%
05/2012	1,600	-15.8%	32,274	20.0%	21,516	20.0%
06/2012	3,300	106.3%	57,152	77.1%	38,101	77.1%
07/2012	2,400	-27.3%	35,636	-37.6%	23,757	-37.6%
08/2012	4,000	66.7%	81,357	128.3%	54,238	128.3%
09/2012	3,700	-7.5%	69,927	-14.0%	46,618	-14.0%
10/2012	3,400	-8.1%	60,178	-13.9%	40,118	-13.9%
11/2012	4,000	17.6%	60,514	0.6%	40,343	0.6%
12/2012	1,600	-60.0%	49,083	-18.9%	32,722	-18.9%
01/2013	2,500	56.3%	50,092	2.1%	33,395	2.1%
02/2013	2,500	0.0%	47,066	-6.0%	31,378	-6.0%
03/2013	3,100	24.0%	81,357	72.9%	54,238	72.9%
04/2013	3,900	25.8%	61,186	-24.8%	40,791	-24.8%
05/2013	800	-79.5%	26,223	-57.1%	17,482	-57.1%
06/2013	0	-100.0%	0	-100.0%	0	-100.0%
07/2013	1,200	n/a	10,758	n/a	7,172	n/a
08/2013	0	-100.0%	0	-100.0%	0	-100.0%
09/2013	0	n/a	0	n/a	0	n/a
10/2013	0	n/a	0	n/a	0	n/a
11/2013	0	n/a	0	n/a	0	n/a
12/2013	0	n/a	0	n/a	0	n/a

Data source: ARCOS (2006-2014) and Defendant Distribution Data (Walgreens 1/2006 - 3/2014)

Walgreens # 02005 (2/1996 to 12/2017)
DEA: BW1453606
2550 Ocean Ave
San Francisco, CA 94132

Walgreen Co Oxycodone Shipments to Walgreens # 02005

	Dosage Units		MME		Drug Base Weight in mg	
Date	Walgreens	% Change	Walgreens	% Change	Walgreens	% Change
1996	0		0		0	
1997	0	n/a	0	n/a	0	n/a
1998	0	n/a	0	n/a	0	n/a
1999	0	n/a	0	n/a	0	n/a
2000	0	n/a	0	n/a	0	n/a
2001	0	n/a	0	n/a	0	n/a
2002	0	n/a	0	n/a	0	n/a
2003	0	n/a	0	n/a	0	n/a
2004	0	n/a	0	n/a	0	n/a
2005	0	n/a	0	n/a	0	n/a
2006	22,100	n/a	418,352	n/a	278,901	n/a
2007	34,200	54.8%	848,238	102.8%	565,492	102.8%
2008	35,500	3.8%	1,167,974	37.7%	778,649	37.7%
2009	36,000	1.4%	1,158,502	-0.8%	772,335	-0.8%
2010	40,800	13.3%	1,094,559	-5.5%	729,706	-5.5%
2011	39,200	-3.9%	618,652	-43.5%	412,435	-43.5%
2012	33,800	-13.8%	608,163	-1.7%	405,442	-1.7%
2013	14,000	-58.6%	276,682	-54.5%	184,455	-54.5%
2014	0	-100.0%	0	-100.0%	0	-100.0%
2015	0	n/a	0	n/a	0	n/a
2016	0	n/a	0	n/a	0	n/a
2017	0	n/a	0	n/a	0	n/a
2018	0	n/a	0	n/a	0	n/a
2019	0	n/a	0	n/a	0	n/a
Total	**255,600**		**6,191,123**		**4,127,415**	

Data source: ARCOS (2006-2014) and Defendant Distribution Data (Walgreens 1/2006 - 3/2014)

Walgreens # 02005 (2/1996 to 12/2017)
DEA: BW1453606
2550 Ocean Ave
San Francisco, CA 94132

Walgreen Co Oxycodone Shipments to Walgreens # 02005, by Strength

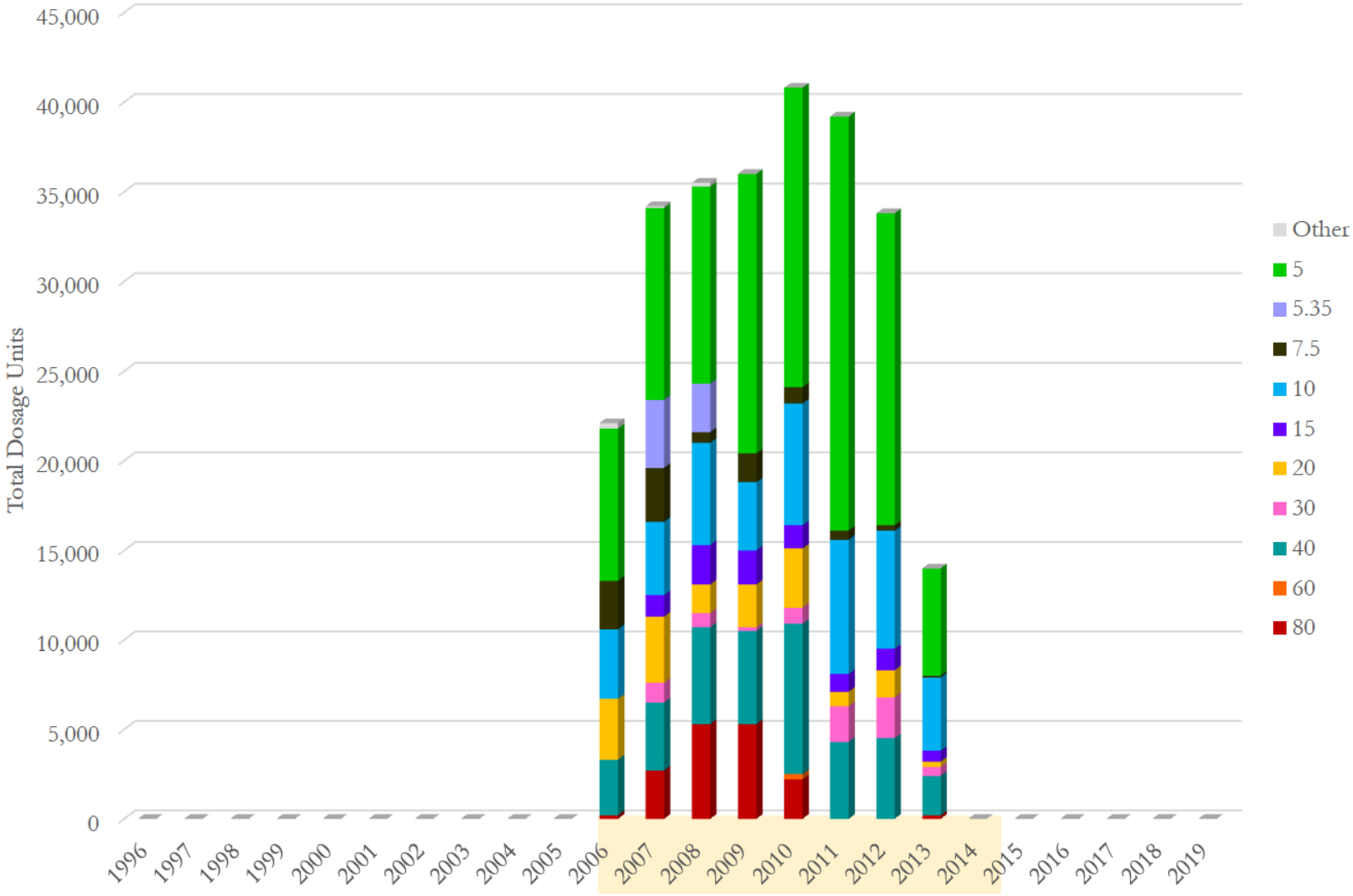

Data source: ARCOS (2006-2014) and Defendant Distribution Data (Walgreens 1/2006 - 3/2014)

Walgreens # 02005 (2/1996 to 12/2017)
DEA: BW1453606
2550 Ocean Ave
San Francisco, CA 94132

Walgreen Co Oxycodone Shipments to Walgreens # 02005, by Strength

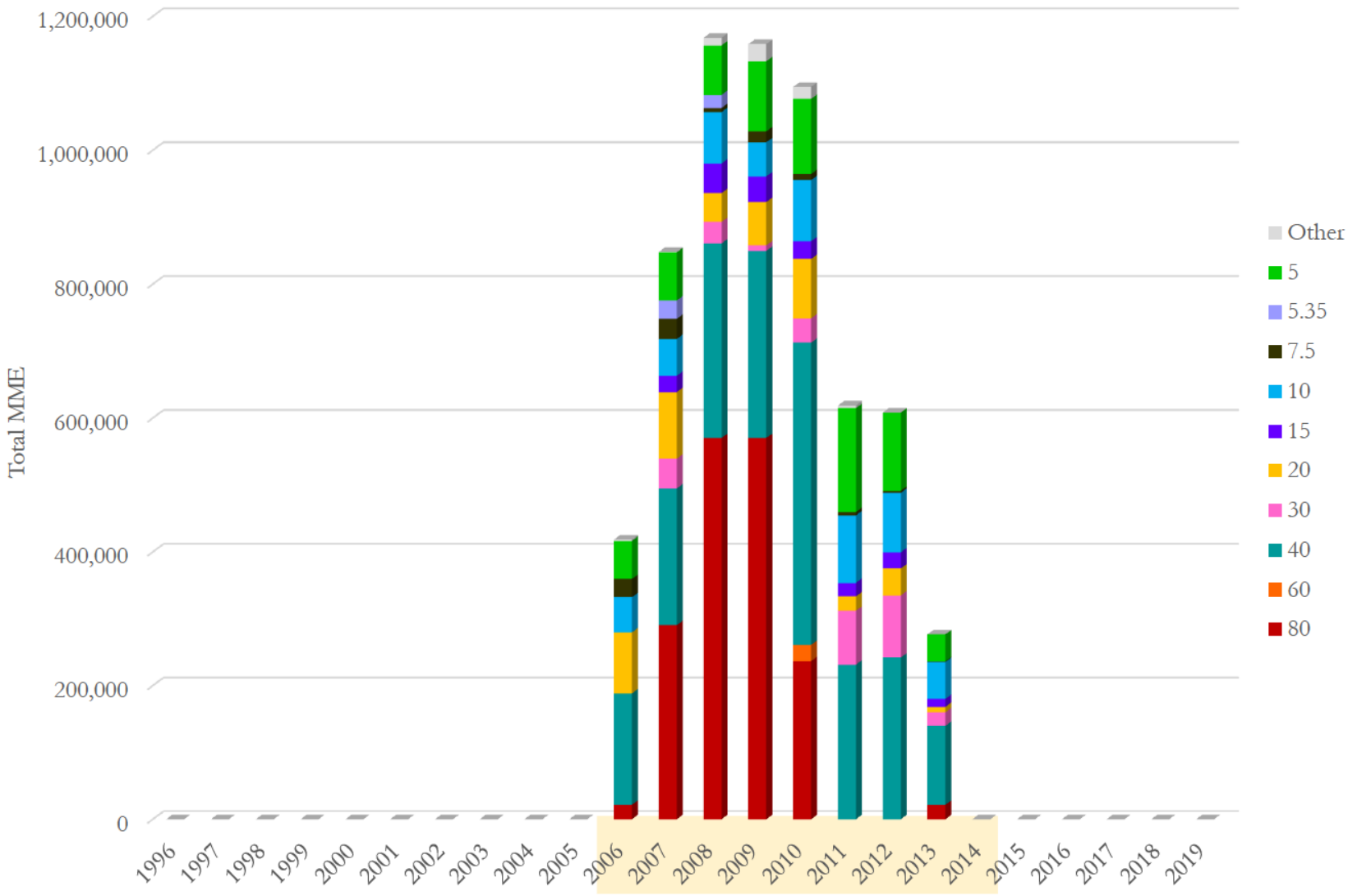

Data source: ARCOS (2006-2014) and Defendant Distribution Data (Walgreens 1/2006 - 3/2014)

Walgreens # 02005 (2/1996 to 12/2017)
DEA: BW1453606
2550 Ocean Ave
San Francisco, CA 94132

Walgreen Co Oxycodone Shipments to Walgreens # 02005, by Strength

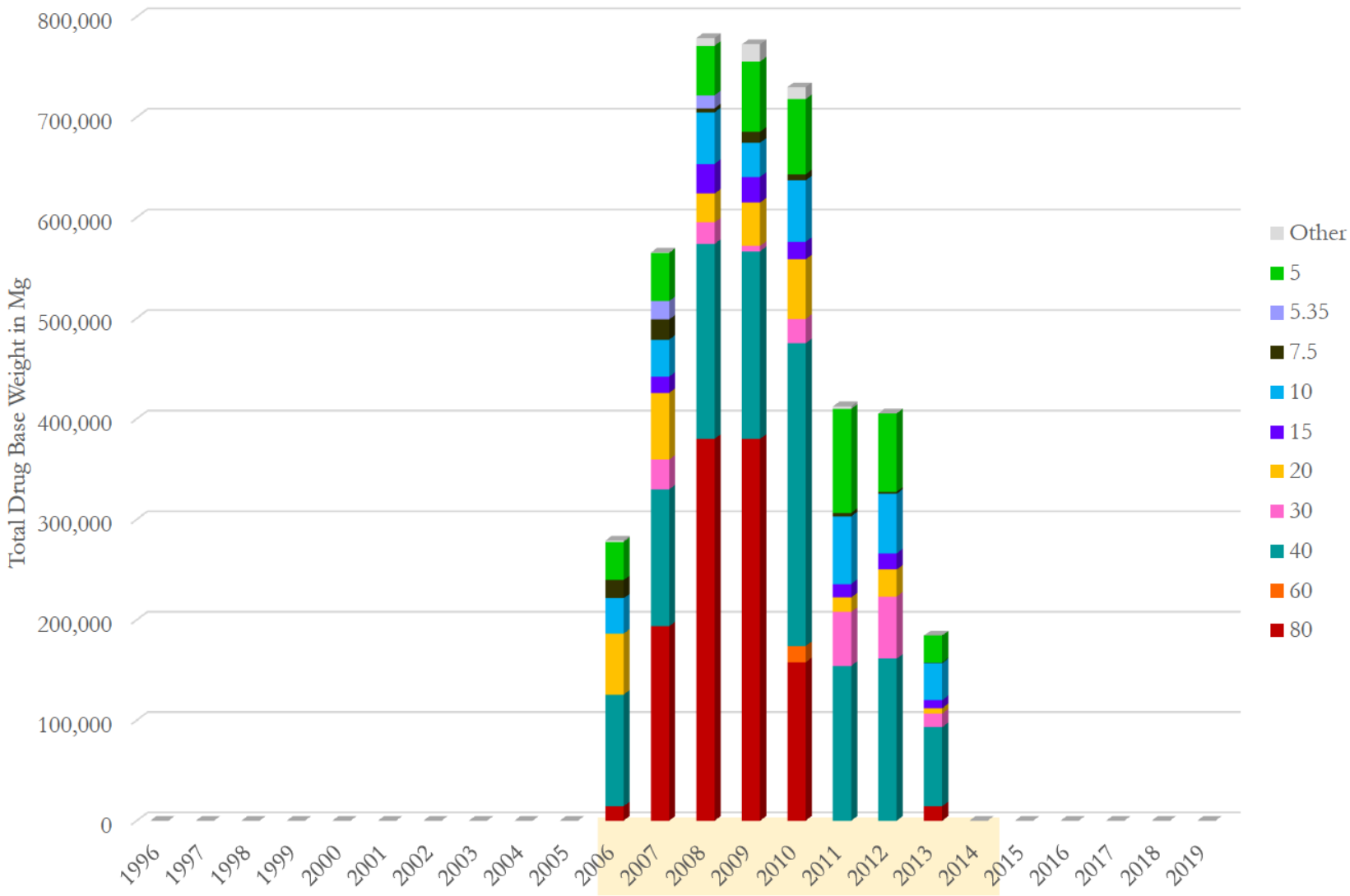

Data source: ARCOS (2006-2014) and Defendant Distribution Data (Walgreens 1/2006 - 3/2014)

Walgreens # 02005 (2/1996 to 12/2017)
DEA: BW1453606
2550 Ocean Ave
San Francisco, CA 94132

Walgreen Co Oxycodone Shipments to Walgreens # 02005, by Strength
(Total Dosage Units)

Strength Year\	80	60	40	30	20	15	10	7.5	5.35	5	Other	Total	Avg. Str
1996	0	0	0	0	0	0	0	0	0	0	0	**0**	
1997	0	0	0	0	0	0	0	0	0	0	0	**0**	
1998	0	0	0	0	0	0	0	0	0	0	0	**0**	
1999	0	0	0	0	0	0	0	0	0	0	0	**0**	
2000	0	0	0	0	0	0	0	0	0	0	0	**0**	
2001	0	0	0	0	0	0	0	0	0	0	0	**0**	
2002	0	0	0	0	0	0	0	0	0	0	0	**0**	
2003	0	0	0	0	0	0	0	0	0	0	0	**0**	
2004	0	0	0	0	0	0	0	0	0	0	0	**0**	
2005	0	0	0	0	0	0	0	0	0	0	0	**0**	
2006	200	0	3,100	0	3,400	0	3,900	2,700	0	8,500	300	**22,100**	14.21
2007	2,700	0	3,800	1,100	3,700	1,200	4,100	3,000	3,800	10,700	100	**34,200**	18.48
2008	5,300	0	5,400	800	1,600	2,200	5,700	600	2,700	11,000	200	**35,500**	24.36
2009	5,300	0	5,200	200	2,400	1,900	3,800	1,600	0	15,600	0	**36,000**	23.40
2010	2,200	300	8,400	900	3,300	1,300	6,800	900	0	16,700	0	**40,800**	19.63
2011	0	0	4,300	2,000	800	1,000	7,500	500	0	23,100	0	**39,200**	11.66
2012	0	0	4,500	2,300	1,500	1,200	6,600	300	0	17,400	0	**33,800**	13.38
2013	200	0	2,200	500	300	600	4,100	100	0	6,000	0	**14,000**	14.70
2014	0	0	0	0	0	0	0	0	0	0	0	**0**	
2015	0	0	0	0	0	0	0	0	0	0	0	**0**	
2016	0	0	0	0	0	0	0	0	0	0	0	**0**	
2017	0	0	0	0	0	0	0	0	0	0	0	**0**	
2018	0	0	0	0	0	0	0	0	0	0	0	**0**	
2019	0	0	0	0	0	0	0	0	0	0	0	**0**	
Total	**15,900**	**300**	**36,900**	**7,800**	**17,000**	**9,400**	**42,500**	**9,700**	**6,500**	**109,000**	**600**	**255,600**	17.88

Data source: ARCOS (2006-2014) and Defendant Distribution Data (Walgreens 1/2006 - 3/2014)

Walgreens # 02005 (2/1996 to 12/2017)
DEA: BW1453606
2550 Ocean Ave
San Francisco, CA 94132

Walgreen Co Oxycodone Shipments to Walgreens # 02005, by Strength
(Total MME)

Strength Year\	80	60	40	30	20	15	10	7.5	5.35	5	Other	Total	Avg. Str
1996	0	0	0	0	0	0	0	0	0	0	0	**0**	
1997	0	0	0	0	0	0	0	0	0	0	0	**0**	
1998	0	0	0	0	0	0	0	0	0	0	0	**0**	
1999	0	0	0	0	0	0	0	0	0	0	0	**0**	
2000	0	0	0	0	0	0	0	0	0	0	0	**0**	
2001	0	0	0	0	0	0	0	0	0	0	0	**0**	
2002	0	0	0	0	0	0	0	0	0	0	0	**0**	
2003	0	0	0	0	0	0	0	0	0	0	0	**0**	
2004	0	0	0	0	0	0	0	0	0	0	0	**0**	
2005	0	0	0	0	0	0	0	0	0	0	0	**0**	
2006	21,516	0	166,749	0	91,443	0	52,445	27,231	0	57,152	1,815	**418,352**	14.21
2007	290,466	0	204,402	44,377	99,512	24,206	55,135	30,257	27,336	71,944	605	**848,238**	18.48
2008	570,174	0	290,466	32,274	43,032	44,377	76,651	6,051	19,423	73,961	11,565	**1,167,974**	24.36
2009	570,174	0	279,708	8,069	64,548	38,325	51,101	16,137	0	104,891	25,550	**1,158,502**	23.40
2010	236,676	24,206	451,836	36,308	88,754	26,223	91,443	9,077	0	112,287	17,751	**1,094,559**	19.63
2011	0	0	231,297	80,685	21,516	20,171	100,856	5,043	0	155,319	3,765	**618,652**	11.66
2012	0	0	242,055	92,788	40,343	24,206	88,754	3,026	0	116,993	0	**608,163**	13.38
2013	21,516	0	118,338	20,171	8,069	12,103	55,135	1,009	0	40,343	0	**276,682**	14.70
2014	0	0	0	0	0	0	0	0	0	0	0	**0**	
2015	0	0	0	0	0	0	0	0	0	0	0	**0**	
2016	0	0	0	0	0	0	0	0	0	0	0	**0**	
2017	0	0	0	0	0	0	0	0	0	0	0	**0**	
2018	0	0	0	0	0	0	0	0	0	0	0	**0**	
2019	0	0	0	0	0	0	0	0	0	0	0	**0**	
Total	**1,710,522**	**24,206**	**1,984,851**	**314,672**	**457,215**	**189,610**	**571,519**	**97,831**	**46,758**	**732,889**	**61,052**	**6,191,123**	17.88

Data source: ARCOS (2006-2014) and Defendant Distribution Data (Walgreens 1/2006 - 3/2014)

Walgreens # 02005 (2/1996 to 12/2017)
DEA: BW1453606
2550 Ocean Ave
San Francisco, CA 94132

Walgreen Co Oxycodone Shipments to Walgreens # 02005, by Strength
(Total Drug Base Weight in Milligram)

Strength Year\	80	60	40	30	20	15	10	7.5	5.35	5	Other	Total	Avg. Str
1996	0	0	0	0	0	0	0	0	0	0	0	**0**	
1997	0	0	0	0	0	0	0	0	0	0	0	**0**	
1998	0	0	0	0	0	0	0	0	0	0	0	**0**	
1999	0	0	0	0	0	0	0	0	0	0	0	**0**	
2000	0	0	0	0	0	0	0	0	0	0	0	**0**	
2001	0	0	0	0	0	0	0	0	0	0	0	**0**	
2002	0	0	0	0	0	0	0	0	0	0	0	**0**	
2003	0	0	0	0	0	0	0	0	0	0	0	**0**	
2004	0	0	0	0	0	0	0	0	0	0	0	**0**	
2005	0	0	0	0	0	0	0	0	0	0	0	**0**	
2006	14,344	0	111,166	0	60,962	0	34,964	18,154	0	38,101	1,210	**278,901**	14.21
2007	193,644	0	136,268	29,585	66,341	16,137	36,757	20,171	18,224	47,963	403	**565,492**	18.48
2008	380,116	0	193,644	21,516	28,688	29,585	51,101	4,034	12,948	49,308	7,710	**778,649**	24.36
2009	380,116	0	186,472	5,379	43,032	25,550	34,067	10,758	0	69,927	17,034	**772,335**	23.40
2010	157,784	16,137	301,224	24,206	59,169	17,482	60,962	6,051	0	74,858	11,834	**729,706**	19.63
2011	0	0	154,198	53,790	14,344	13,448	67,238	3,362	0	103,546	2,510	**412,435**	11.66
2012	0	0	161,370	61,859	26,895	16,137	59,169	2,017	0	77,996	0	**405,442**	13.38
2013	14,344	0	78,892	13,448	5,379	8,069	36,757	672	0	26,895	0	**184,455**	14.70
2014	0	0	0	0	0	0	0	0	0	0	0	**0**	
2015	0	0	0	0	0	0	0	0	0	0	0	**0**	
2016	0	0	0	0	0	0	0	0	0	0	0	**0**	
2017	0	0	0	0	0	0	0	0	0	0	0	**0**	
2018	0	0	0	0	0	0	0	0	0	0	0	**0**	
2019	0	0	0	0	0	0	0	0	0	0	0	**0**	
Total	**1,140,348**	**16,137**	**1,323,234**	**209,781**	**304,810**	**126,407**	**381,013**	**65,220**	**31,172**	**488,592**	**40,701**	**4,127,415**	17.88

Data source: ARCOS (2006-2014) and Defendant Distribution Data (Walgreens 1/2006 - 3/2014)

Walgreens # 02005 (2/1996 to 12/2017)
DEA: BW1453606
2550 Ocean Ave
San Francisco, CA 94132

Anda, Inc Hydrocodone Shipments to Walgreens # 02005

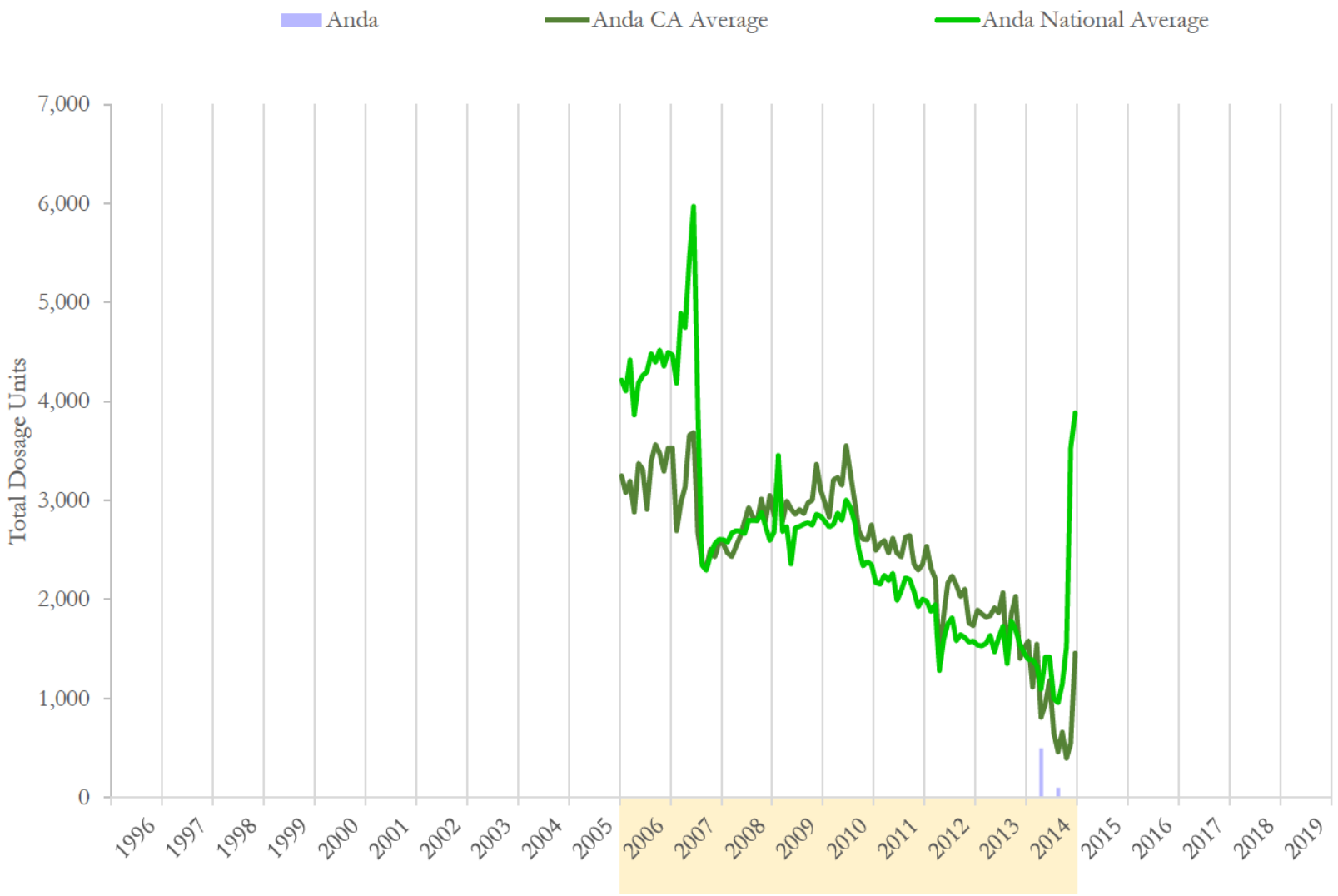

National and state averages reflect hydrocodone shipped from Anda, Inc to all active pharmacies each month.
Data source: ARCOS (2006-2014) and Defendant Distribution Data (Anda 12/1996 - 1/2015)

Walgreens # 02005 (2/1996 to 12/2017)
DEA: BW1453606
2550 Ocean Ave
San Francisco, CA 94132

Anda, Inc Hydrocodone Shipments to Walgreens # 02005

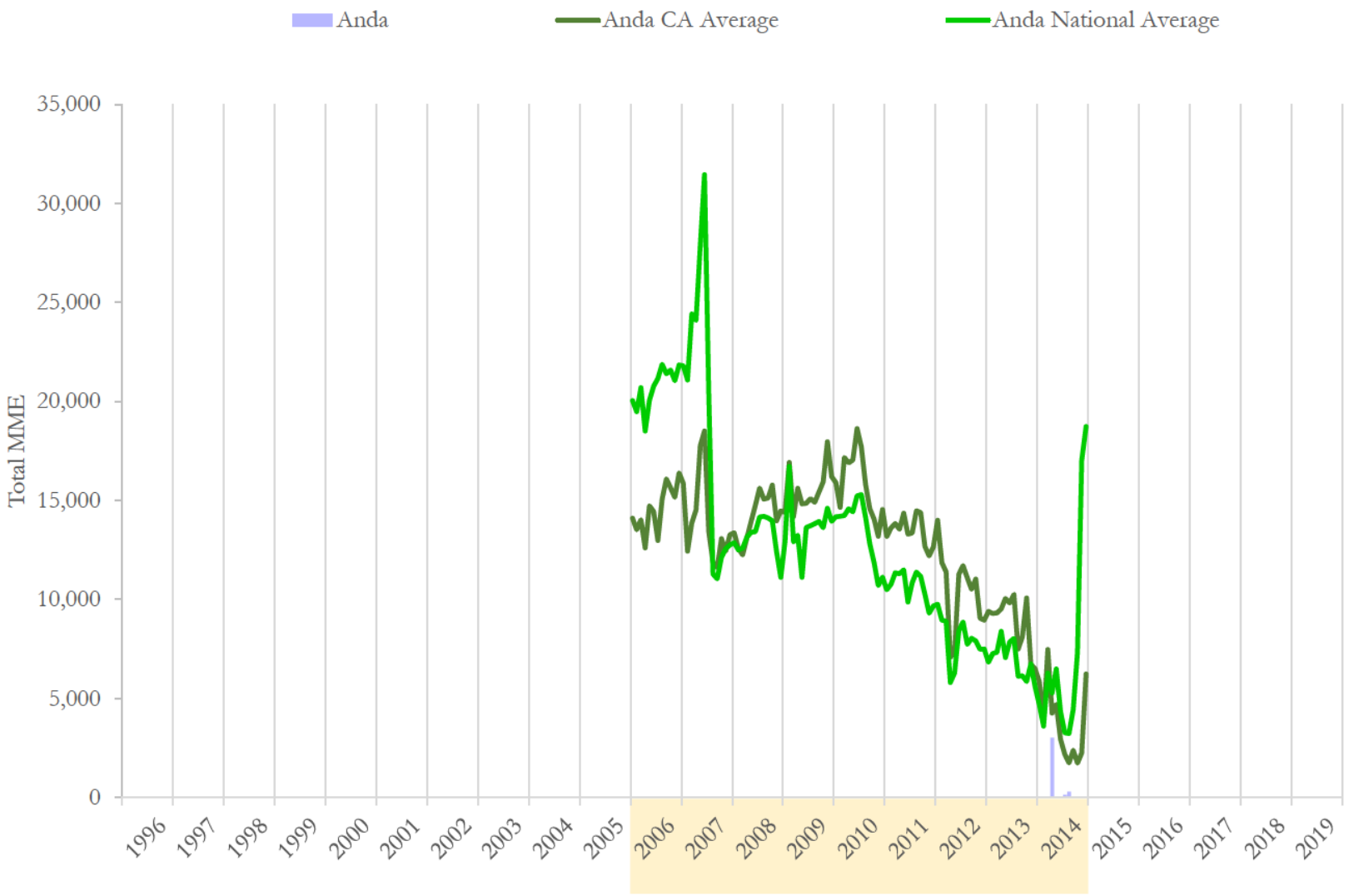

National and state averages reflect hydrocodone shipped from Anda, Inc to all active pharmacies each month.
Data source: ARCOS (2006-2014) and Defendant Distribution Data (Anda 12/1996 - 1/2015)

Walgreens # 02005 (2/1996 to 12/2017)
DEA: BW1453606
2550 Ocean Ave
San Francisco, CA 94132

Anda, Inc Hydrocodone Shipments to Walgreens # 02005

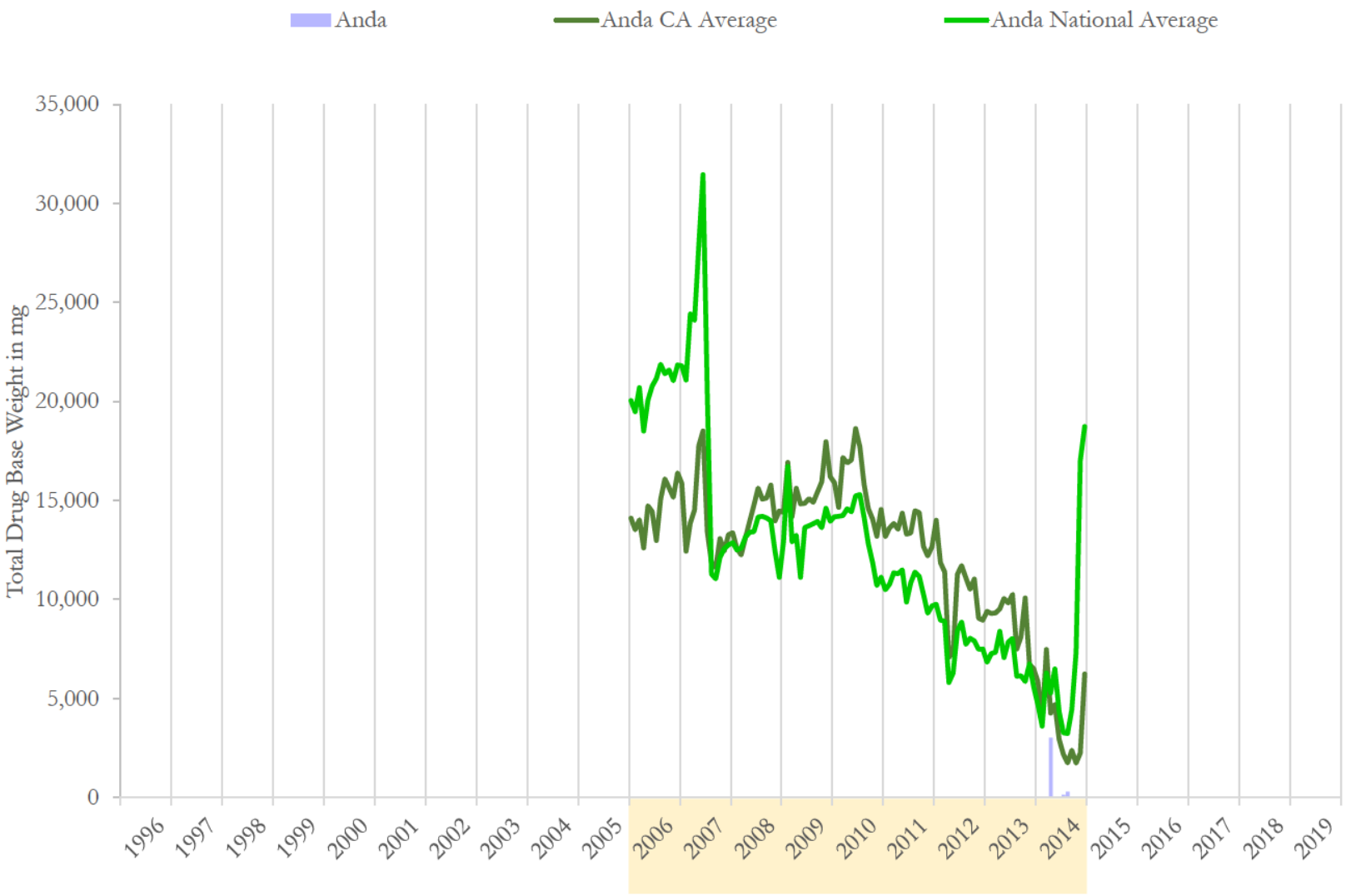

National and state averages reflect hydrocodone shipped from Anda, Inc to all active pharmacies each month.
Data source: ARCOS (2006-2014) and Defendant Distribution Data (Anda 12/1996 - 1/2015)

Walgreens # 02005 (2/1996 to 12/2017)
DEA: BW1453606
2550 Ocean Ave
San Francisco, CA 94132

Anda, Inc Hydrocodone Shipments to Walgreens # 02005

	Dosage Units		MME		Drug Base Weight in mg	
Date	Anda	% Change	Anda	% Change	Anda	% Change
01/2014	0	n/a	0	n/a	0	n/a
02/2014	0	n/a	0	n/a	0	n/a
03/2014	0	n/a	0	n/a	0	n/a
04/2014	500	n/a	3,027	n/a	3,027	n/a
05/2014	0	-100.0%	0	-100.0%	0	-100.0%
06/2014	0	n/a	0	n/a	0	n/a
07/2014	0	n/a	143	n/a	143	n/a
08/2014	100	n/a	303	111.3%	303	111.3%
09/2014	0	-100.0%	0	-100.0%	0	-100.0%
10/2014	0	n/a	0	n/a	0	n/a
11/2014	0	n/a	0	n/a	0	n/a
12/2014	0	n/a	0	n/a	0	n/a
01/2015	0	n/a	0	n/a	0	n/a
02/2015	0	n/a	0	n/a	0	n/a
03/2015	0	n/a	0	n/a	0	n/a
04/2015	0	n/a	0	n/a	0	n/a
05/2015	0	n/a	0	n/a	0	n/a
06/2015	0	n/a	0	n/a	0	n/a
07/2015	0	n/a	0	n/a	0	n/a
08/2015	0	n/a	0	n/a	0	n/a
09/2015	0	n/a	0	n/a	0	n/a
10/2015	0	n/a	0	n/a	0	n/a
11/2015	0	n/a	0	n/a	0	n/a
12/2015	0	n/a	0	n/a	0	n/a

Data source: ARCOS (2006-2014) and Defendant Distribution Data (Anda 12/1996 - 1/2015)

Walgreens # 02005 (2/1996 to 12/2017)
DEA: BW1453606
2550 Ocean Ave
San Francisco, CA 94132

Anda, Inc Hydrocodone Shipments to Walgreens # 02005

	Dosage Units		MME		Drug Base Weight in mg	
Date	**Anda**	**% Change**	**Anda**	**% Change**	**Anda**	**% Change**
1996	0		0		0	
1997	0	n/a	0	n/a	0	n/a
1998	0	n/a	0	n/a	0	n/a
1999	0	n/a	0	n/a	0	n/a
2000	0	n/a	0	n/a	0	n/a
2001	0	n/a	0	n/a	0	n/a
2002	0	n/a	0	n/a	0	n/a
2003	0	n/a	0	n/a	0	n/a
2004	0	n/a	0	n/a	0	n/a
2005	0	n/a	0	n/a	0	n/a
2006	0	n/a	0	n/a	0	n/a
2007	0	n/a	0	n/a	0	n/a
2008	0	n/a	0	n/a	0	n/a
2009	0	n/a	0	n/a	0	n/a
2010	0	n/a	0	n/a	0	n/a
2011	0	n/a	0	n/a	0	n/a
2012	0	n/a	0	n/a	0	n/a
2013	0	n/a	0	n/a	0	n/a
2014	600	n/a	3,473	n/a	3,473	n/a
2015	0	-100.0%	0	-100.0%	0	-100.0%
2016	0	n/a	0	n/a	0	n/a
2017	0	n/a	0	n/a	0	n/a
2018	0	n/a	0	n/a	0	n/a
2019	0	n/a	0	n/a	0	n/a
Total	**600**		**3,473**		**3,473**	

Data source: ARCOS (2006-2014) and Defendant Distribution Data (Anda 12/1996 - 1/2015)

Walgreens # 02005 (2/1996 to 12/2017)
DEA: BW1453606
2550 Ocean Ave
San Francisco, CA 94132

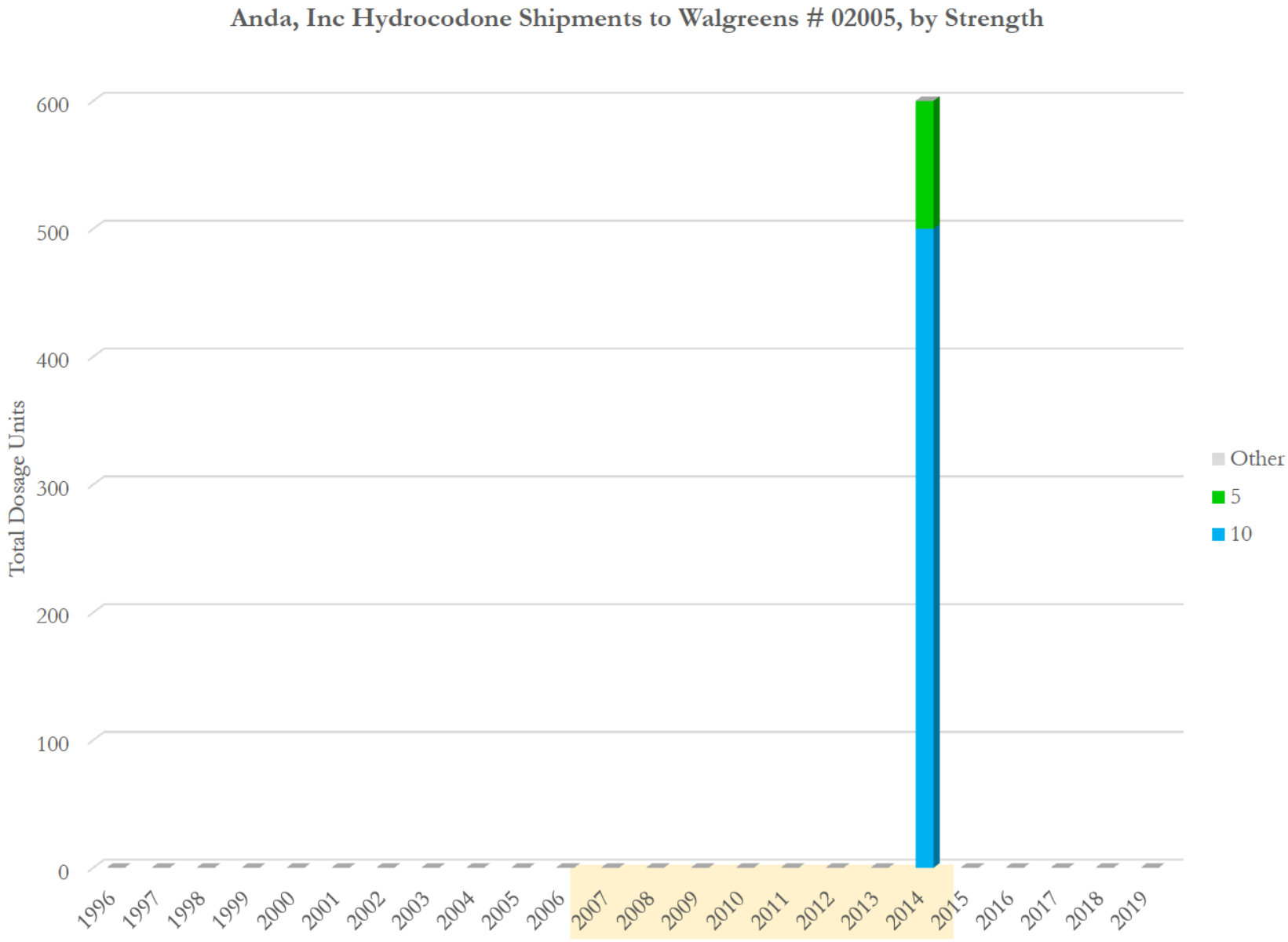

Data source: ARCOS (2006-2014) and Defendant Distribution Data (Anda 12/1996 - 1/2015)

Walgreens # 02005 (2/1996 to 12/2017)
DEA: BW1453606
2550 Ocean Ave
San Francisco, CA 94132

Anda, Inc Hydrocodone Shipments to Walgreens # 02005, by Strength

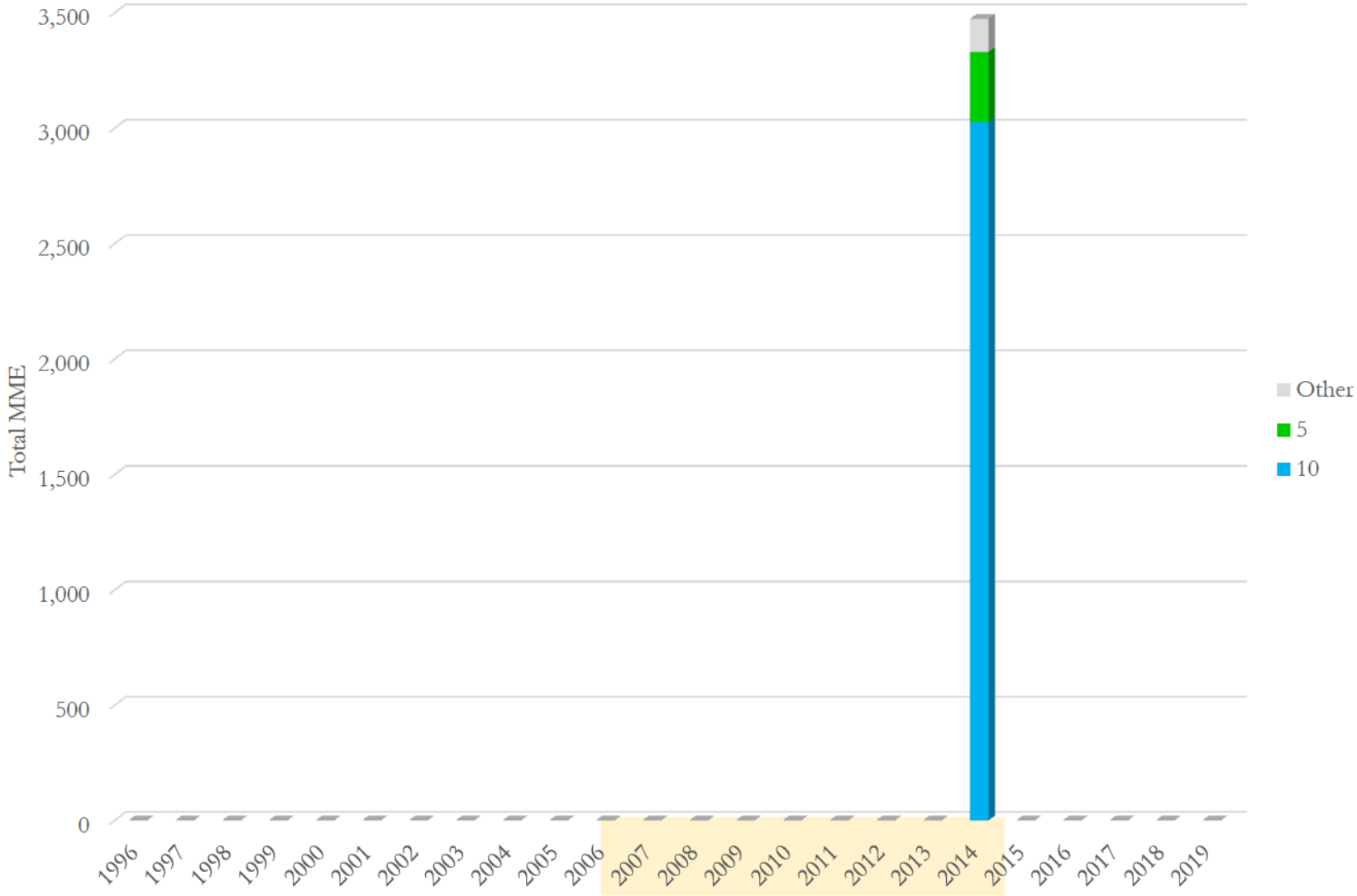

Data source: ARCOS (2006-2014) and Defendant Distribution Data (Anda 12/1996 - 1/2015)

Walgreens # 02005 (2/1996 to 12/2017)
DEA: BW1453606
2550 Ocean Ave
San Francisco, CA 94132

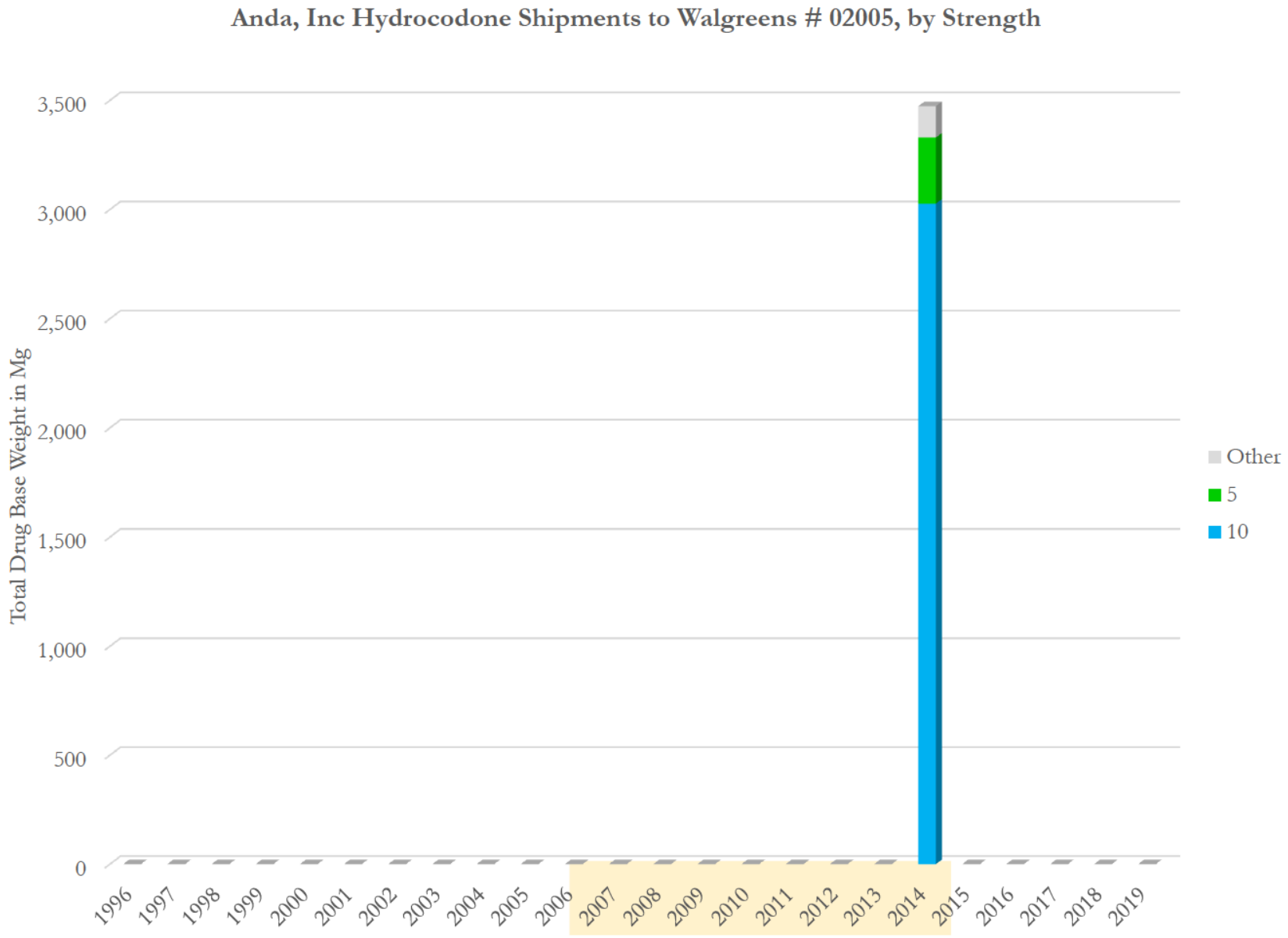

Data source: ARCOS (2006-2014) and Defendant Distribution Data (Anda 12/1996 - 1/2015)

Anda, Inc Hydrocodone Shipments to Walgreens # 02005, by Strength
(Total Dosage Units)

Strength Year\	10	5	Other	Total	Avg. Str
1996	0	0	0	**0**	
1997	0	0	0	**0**	
1998	0	0	0	**0**	
1999	0	0	0	**0**	
2000	0	0	0	**0**	
2001	0	0	0	**0**	
2002	0	0	0	**0**	
2003	0	0	0	**0**	
2004	0	0	0	**0**	
2005	0	0	0	**0**	
2006	0	0	0	**0**	
2007	0	0	0	**0**	
2008	0	0	0	**0**	
2009	0	0	0	**0**	
2010	0	0	0	**0**	
2011	0	0	0	**0**	
2012	0	0	0	**0**	
2013	0	0	0	**0**	
2014	500	100	0	**600**	9.17
2015	0	0	0	**0**	
2016	0	0	0	**0**	
2017	0	0	0	**0**	
2018	0	0	0	**0**	
2019	0	0	0	**0**	
Total	**500**	**100**	**0**	**600**	9.17

Data source: ARCOS (2006-2014) and Defendant Distribution Data (Anda 12/1996 - 1/2015)

Anda, Inc Hydrocodone Shipments to Walgreens # 02005, by Strength
(Total MME)

Strength Year\	10	5	Other	Total	Avg. Str
1996	0	0	0	**0**	
1997	0	0	0	**0**	
1998	0	0	0	**0**	
1999	0	0	0	**0**	
2000	0	0	0	**0**	
2001	0	0	0	**0**	
2002	0	0	0	**0**	
2003	0	0	0	**0**	
2004	0	0	0	**0**	
2005	0	0	0	**0**	
2006	0	0	0	**0**	
2007	0	0	0	**0**	
2008	0	0	0	**0**	
2009	0	0	0	**0**	
2010	0	0	0	**0**	
2011	0	0	0	**0**	
2012	0	0	0	**0**	
2013	0	0	0	**0**	
2014	3,027	303	143	**3,473**	9.17
2015	0	0	0	**0**	
2016	0	0	0	**0**	
2017	0	0	0	**0**	
2018	0	0	0	**0**	
2019	0	0	0	**0**	
Total	**3,027**	**303**	**143**	**3,473**	9.17

Data source: ARCOS (2006-2014) and Defendant Distribution Data (Anda 12/1996 - 1/2015)

Anda, Inc Hydrocodone Shipments to Walgreens # 02005, by Strength
(Total Drug Base Weight in Milligram)

Strength Year\	10	5	Other	Total	Avg. Str
1996	0	0	0	**0**	
1997	0	0	0	**0**	
1998	0	0	0	**0**	
1999	0	0	0	**0**	
2000	0	0	0	**0**	
2001	0	0	0	**0**	
2002	0	0	0	**0**	
2003	0	0	0	**0**	
2004	0	0	0	**0**	
2005	0	0	0	**0**	
2006	0	0	0	**0**	
2007	0	0	0	**0**	
2008	0	0	0	**0**	
2009	0	0	0	**0**	
2010	0	0	0	**0**	
2011	0	0	0	**0**	
2012	0	0	0	**0**	
2013	0	0	0	**0**	
2014	3,027	303	143	**3,473**	9.17
2015	0	0	0	**0**	
2016	0	0	0	**0**	
2017	0	0	0	**0**	
2018	0	0	0	**0**	
2019	0	0	0	**0**	
Total	**3,027**	**303**	**143**	**3,473**	9.17

Data source: ARCOS (2006-2014) and Defendant Distribution Data (Anda 12/1996 - 1/2015)

Walgreens # 02005 (2/1996 to 12/2017)
DEA: BW1453606
2550 Ocean Ave
San Francisco, CA 94132

Walgreen Co Hydrocodone Shipments to Walgreens # 02005

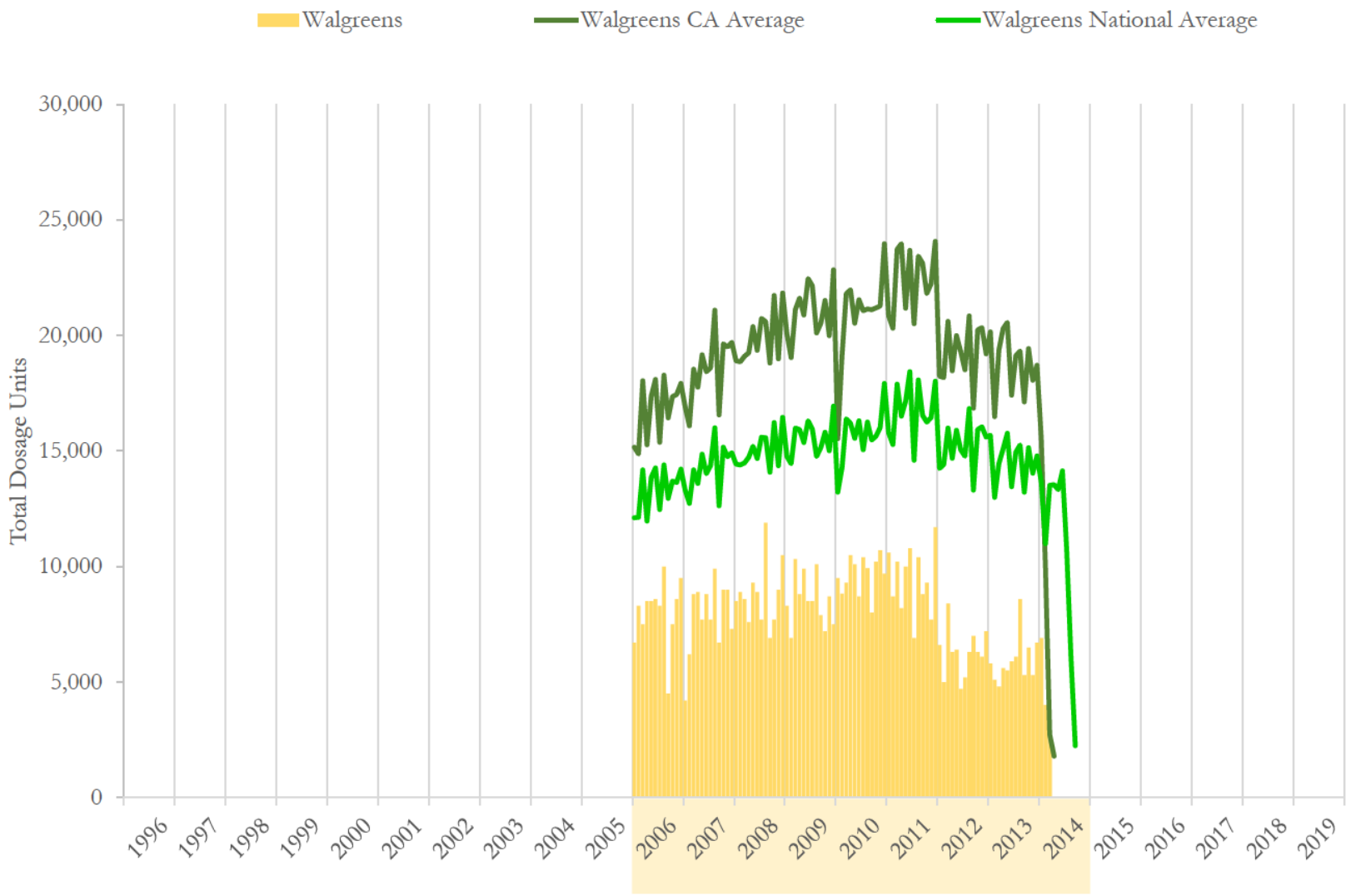

National and state averages reflect hydrocodone shipped from Walgreen Co to all active pharmacies each month.
Data source: ARCOS (2006-2014) and Defendant Distribution Data (Walgreens 1/2006 - 3/2014)

Walgreens # 02005 (2/1996 to 12/2017)
DEA: BW1453606
2550 Ocean Ave
San Francisco, CA 94132

Walgreen Co Hydrocodone Shipments to Walgreens # 02005

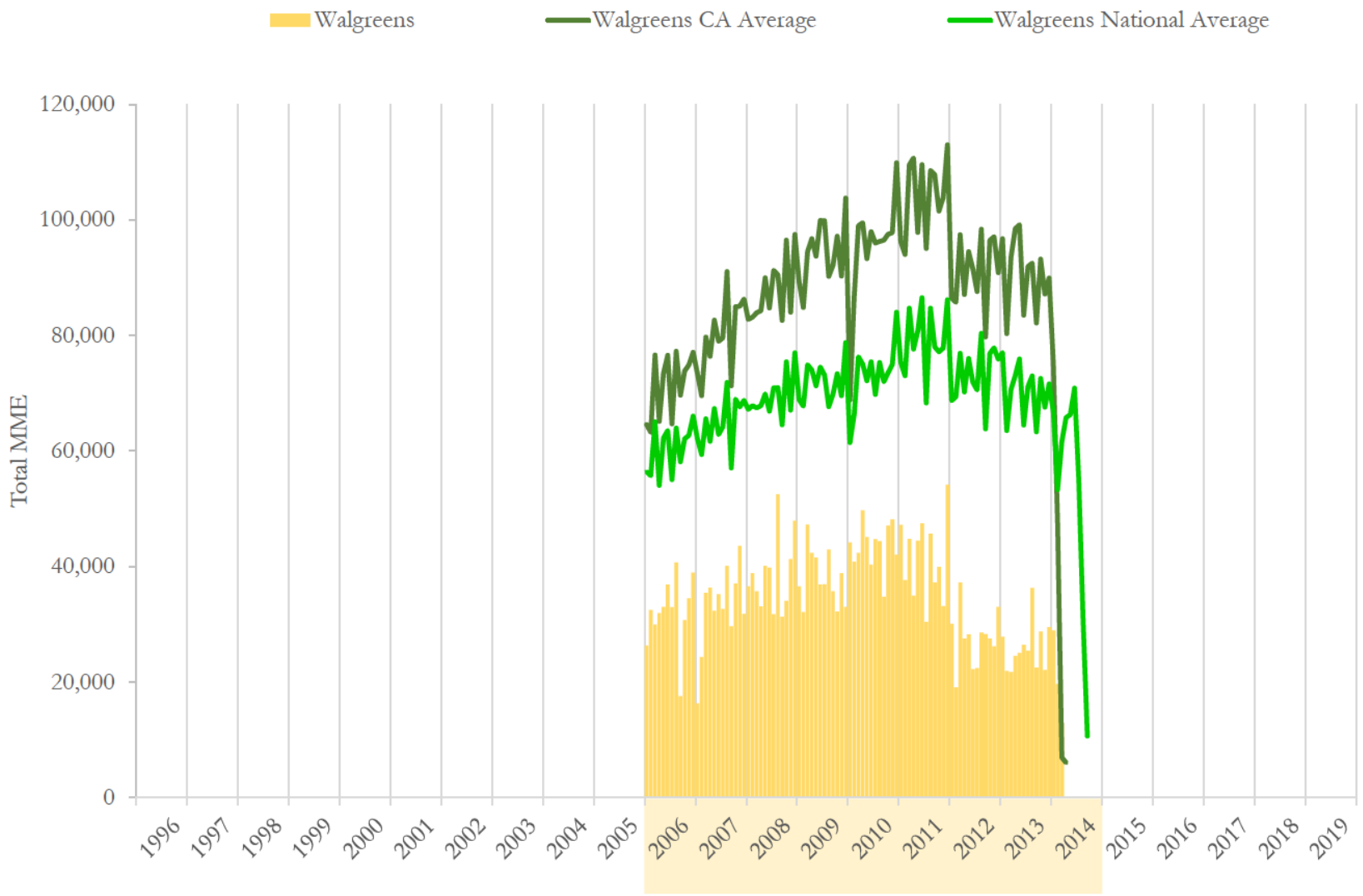

National and state averages reflect hydrocodone shipped from Walgreen Co to all active pharmacies each month.
Data source: ARCOS (2006-2014) and Defendant Distribution Data (Walgreens 1/2006 - 3/2014)

Walgreens # 02005 (2/1996 to 12/2017)
DEA: BW1453606
2550 Ocean Ave
San Francisco, CA 94132

Walgreen Co Hydrocodone Shipments to Walgreens # 02005

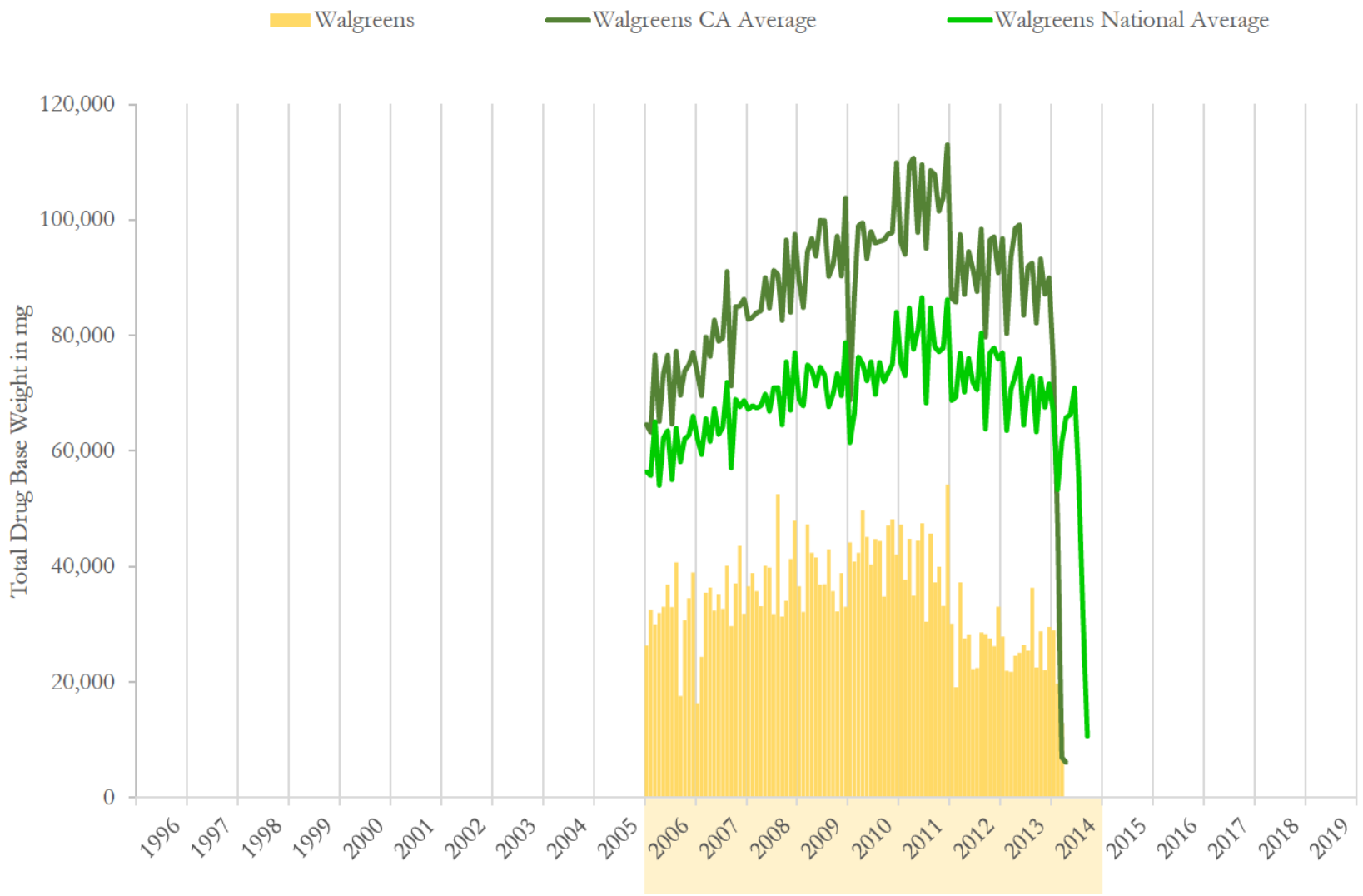

National and state averages reflect hydrocodone shipped from Walgreen Co to all active pharmacies each month.
Data source: ARCOS (2006-2014) and Defendant Distribution Data (Walgreens 1/2006 - 3/2014)

Walgreen Co Hydrocodone Shipments to Walgreens # 02005

	Dosage Units		MME		Drug Base Weight in mg	
Date	Walgreens	% Change	Walgreens	% Change	Walgreens	% Change
01/2006	6,700	n/a	26,335	n/a	26,335	n/a
02/2006	8,300	23.9%	32,491	23.4%	32,491	23.4%
03/2006	7,500	-9.6%	29,951	-7.8%	29,951	-7.8%
04/2006	8,500	13.3%	31,927	6.6%	31,927	6.6%
05/2006	8,500	0.0%	32,994	3.3%	32,994	3.3%
06/2006	8,600	1.2%	36,905	11.9%	36,905	11.9%
07/2006	8,300	-3.5%	32,954	-10.7%	32,954	-10.7%
08/2006	10,000	20.5%	40,705	23.5%	40,705	23.5%
09/2006	4,500	-55.0%	17,557	-56.9%	17,557	-56.9%
10/2006	7,500	66.7%	30,708	74.9%	30,708	74.9%
11/2006	8,600	14.7%	34,508	12.4%	34,508	12.4%
12/2006	9,500	10.5%	38,983	13.0%	38,983	13.0%
01/2007	4,200	-55.8%	16,330	-58.1%	16,330	-58.1%
02/2007	6,200	47.6%	24,351	49.1%	24,351	49.1%
03/2007	8,800	41.9%	35,416	45.4%	35,416	45.4%
04/2007	8,900	1.1%	36,316	2.5%	36,316	2.5%
05/2007	7,700	-13.5%	32,365	-10.9%	32,365	-10.9%
06/2007	8,800	14.3%	35,216	8.8%	35,216	8.8%
07/2007	7,700	-12.5%	32,683	-7.2%	32,683	-7.2%
08/2007	9,900	28.6%	40,108	22.7%	40,108	22.7%
09/2007	6,700	-32.3%	29,648	-26.1%	29,648	-26.1%
10/2007	9,000	34.3%	37,073	25.0%	37,073	25.0%
11/2007	9,000	0.0%	43,573	17.5%	43,573	17.5%
12/2007	7,300	-18.9%	31,784	-27.1%	31,784	-27.1%

Data source: ARCOS (2006-2014) and Defendant Distribution Data (Walgreens 1/2006 - 3/2014)

Walgreens # 02005 (2/1996 to 12/2017)
DEA: BW1453606
2550 Ocean Ave
San Francisco, CA 94132

Walgreen Co Hydrocodone Shipments to Walgreens # 02005

	Dosage Units		MME		Drug Base Weight in mg	
Date	Walgreens	% Change	Walgreens	% Change	Walgreens	% Change
01/2008	8,500	16.4%	36,610	15.2%	36,610	15.2%
02/2008	8,900	4.7%	38,897	6.2%	38,897	6.2%
03/2008	8,600	-3.4%	35,719	-8.2%	35,719	-8.2%
04/2008	7,600	-11.6%	33,113	-7.3%	33,113	-7.3%
05/2008	9,300	22.4%	40,108	21.1%	40,108	21.1%
06/2008	8,900	-4.3%	39,805	-0.8%	39,805	-0.8%
07/2008	7,700	-13.5%	31,759	-20.2%	31,759	-20.2%
08/2008	11,900	54.5%	52,502	65.3%	52,502	65.3%
09/2008	6,900	-42.0%	31,321	-40.3%	31,321	-40.3%
10/2008	7,700	11.6%	34,038	8.7%	34,038	8.7%
11/2008	9,000	16.9%	41,278	21.3%	41,278	21.3%
12/2008	10,500	16.7%	47,937	16.1%	47,937	16.1%
01/2009	8,300	-21.0%	36,586	-23.7%	36,586	-23.7%
02/2009	6,900	-16.9%	32,086	-12.3%	32,086	-12.3%
03/2009	10,320	49.6%	47,253	47.3%	47,253	47.3%
04/2009	8,800	-14.7%	42,362	-10.4%	42,362	-10.4%
05/2009	9,900	12.5%	41,564	-1.9%	41,564	-1.9%
06/2009	8,500	-14.1%	36,913	-11.2%	36,913	-11.2%
07/2009	8,500	0.0%	36,929	0.0%	36,929	0.0%
08/2009	10,100	18.8%	42,943	16.3%	42,943	16.3%
09/2009	7,900	-21.8%	35,719	-16.8%	35,719	-16.8%
10/2009	7,200	-8.9%	32,229	-9.8%	32,229	-9.8%
11/2009	8,700	20.8%	38,881	20.6%	38,881	20.6%
12/2009	7,500	-13.8%	32,994	-15.1%	32,994	-15.1%

Data source: ARCOS (2006-2014) and Defendant Distribution Data (Walgreens 1/2006 - 3/2014)

Walgreen Co Hydrocodone Shipments to Walgreens # 02005

	Dosage Units		MME		Drug Base Weight in mg	
Date	Walgreens	% Change	Walgreens	% Change	Walgreens	% Change
01/2010	9,500	26.7%	44,194	33.9%	44,194	33.9%
02/2010	8,820	-7.2%	40,818	-7.6%	40,818	-7.6%
03/2010	9,300	5.4%	42,378	3.8%	42,378	3.8%
04/2010	10,500	12.9%	49,754	17.4%	49,754	17.4%
05/2010	10,100	-3.8%	45,094	-9.4%	45,094	-9.4%
06/2010	8,700	-13.9%	40,354	-10.5%	40,354	-10.5%
07/2010	10,400	19.5%	44,743	10.9%	44,743	10.9%
08/2010	9,920	-4.6%	44,402	-0.8%	44,402	-0.8%
09/2010	8,000	-19.4%	34,786	-21.7%	34,786	-21.7%
10/2010	10,200	27.5%	47,062	35.3%	47,062	35.3%
11/2010	10,700	4.9%	48,129	2.3%	48,129	2.3%
12/2010	9,700	-9.3%	42,059	-12.6%	42,059	-12.6%
01/2011	10,600	9.3%	47,221	12.3%	47,221	12.3%
02/2011	8,700	-17.9%	37,670	-20.2%	37,670	-20.2%
03/2011	10,200	17.2%	44,783	18.9%	44,783	18.9%
04/2011	8,200	-19.6%	34,962	-21.9%	34,962	-21.9%
05/2011	10,000	22.0%	44,497	27.3%	44,497	27.3%
06/2011	10,800	8.0%	47,500	6.7%	47,500	6.7%
07/2011	6,900	-36.1%	30,421	-36.0%	30,421	-36.0%
08/2011	10,400	50.7%	45,708	50.2%	45,708	50.2%
09/2011	8,800	-15.4%	37,224	-18.6%	37,224	-18.6%
10/2011	9,300	5.7%	39,956	7.3%	39,956	7.3%
11/2011	7,700	-17.2%	33,138	-17.1%	33,138	-17.1%
12/2011	11,700	51.9%	54,175	63.5%	54,175	63.5%

Data source: ARCOS (2006-2014) and Defendant Distribution Data (Walgreens 1/2006 - 3/2014)

Walgreens # 02005 (2/1996 to 12/2017)
DEA: BW1453606
2550 Ocean Ave
San Francisco, CA 94132

Walgreen Co Hydrocodone Shipments to Walgreens # 02005

	Dosage Units		MME		Drug Base Weight in mg	
Date	Walgreens	% Change	Walgreens	% Change	Walgreens	% Change
01/2012	6,600	-43.6%	30,119	-44.4%	30,119	-44.4%
02/2012	5,000	-24.2%	19,070	-36.7%	19,070	-36.7%
03/2012	8,400	68.0%	37,216	95.2%	37,216	95.2%
04/2012	6,300	-25.0%	27,546	-26.0%	27,546	-26.0%
05/2012	6,400	1.6%	28,278	2.7%	28,278	2.7%
06/2012	4,700	-26.6%	22,232	-21.4%	22,232	-21.4%
07/2012	5,200	10.6%	22,384	0.7%	22,384	0.7%
08/2012	6,300	21.2%	28,589	27.7%	28,589	27.7%
09/2012	7,000	11.1%	28,302	-1.0%	28,302	-1.0%
10/2012	6,300	-10.0%	27,538	-2.7%	27,538	-2.7%
11/2012	6,100	-3.2%	26,184	-4.9%	26,184	-4.9%
12/2012	7,200	18.0%	32,994	26.0%	32,994	26.0%
01/2013	5,800	-19.4%	27,848	-15.6%	27,848	-15.6%
02/2013	5,100	-12.1%	21,930	-21.3%	21,930	-21.3%
03/2013	4,800	-5.9%	21,770	-0.7%	21,770	-0.7%
04/2013	5,600	16.7%	24,519	12.6%	24,519	12.6%
05/2013	5,500	-1.8%	25,084	2.3%	25,084	2.3%
06/2013	5,900	7.3%	26,438	5.4%	26,438	5.4%
07/2013	6,100	3.4%	25,427	-3.8%	25,427	-3.8%
08/2013	8,600	41.0%	36,308	42.8%	36,308	42.8%
09/2013	5,300	-38.4%	22,543	-37.9%	22,543	-37.9%
10/2013	6,500	22.6%	28,757	27.6%	28,757	27.6%
11/2013	5,300	-18.5%	22,097	-23.2%	22,097	-23.2%
12/2013	6,700	26.4%	29,513	33.6%	29,513	33.6%

Data source: ARCOS (2006-2014) and Defendant Distribution Data (Walgreens 1/2006 - 3/2014)

Walgreen Co Hydrocodone Shipments to Walgreens # 02005

	Dosage Units		MME		Drug Base Weight in mg	
Date	Walgreens	% Change	Walgreens	% Change	Walgreens	% Change
01/2014	6,900	3.0%	28,900	-2.1%	28,900	-2.1%
02/2014	4,000	-42.0%	19,676	-31.9%	19,676	-31.9%
03/2014	2,700	-32.5%	12,865	-34.6%	12,865	-34.6%
04/2014	0	-100.0%	0	-100.0%	0	-100.0%
05/2014	0	n/a	0	n/a	0	n/a
06/2014	0	n/a	0	n/a	0	n/a
07/2014	0	n/a	0	n/a	0	n/a
08/2014	0	n/a	0	n/a	0	n/a
09/2014	0	n/a	0	n/a	0	n/a
10/2014	0	n/a	0	n/a	0	n/a
11/2014	0	n/a	0	n/a	0	n/a
12/2014	0	n/a	0	n/a	0	n/a
01/2015	0	n/a	0	n/a	0	n/a
02/2015	0	n/a	0	n/a	0	n/a
03/2015	0	n/a	0	n/a	0	n/a
04/2015	0	n/a	0	n/a	0	n/a
05/2015	0	n/a	0	n/a	0	n/a
06/2015	0	n/a	0	n/a	0	n/a
07/2015	0	n/a	0	n/a	0	n/a
08/2015	0	n/a	0	n/a	0	n/a
09/2015	0	n/a	0	n/a	0	n/a
10/2015	0	n/a	0	n/a	0	n/a
11/2015	0	n/a	0	n/a	0	n/a
12/2015	0	n/a	0	n/a	0	n/a

Data source: ARCOS (2006-2014) and Defendant Distribution Data (Walgreens 1/2006 - 3/2014)

Walgreens # 02005 (2/1996 to 12/2017)
DEA: BW1453606
2550 Ocean Ave
San Francisco, CA 94132

Walgreen Co Hydrocodone Shipments to Walgreens # 02005

	Dosage Units		MME		Drug Base Weight in mg	
Date	Walgreens	% Change	Walgreens	% Change	Walgreens	% Change
1996	0		0		0	
1997	0	n/a	0	n/a	0	n/a
1998	0	n/a	0	n/a	0	n/a
1999	0	n/a	0	n/a	0	n/a
2000	0	n/a	0	n/a	0	n/a
2001	0	n/a	0	n/a	0	n/a
2002	0	n/a	0	n/a	0	n/a
2003	0	n/a	0	n/a	0	n/a
2004	0	n/a	0	n/a	0	n/a
2005	0	n/a	0	n/a	0	n/a
2006	96,500	n/a	386,017	n/a	386,017	n/a
2007	94,200	-2.4%	394,861	2.3%	394,861	2.3%
2008	105,500	12.0%	463,087	17.3%	463,087	17.3%
2009	102,620	-2.7%	456,459	-1.4%	456,459	-1.4%
2010	115,840	12.9%	523,772	14.7%	523,772	14.7%
2011	113,300	-2.2%	497,255	-5.1%	497,255	-5.1%
2012	75,500	-33.4%	330,451	-33.5%	330,451	-33.5%
2013	71,200	-5.7%	312,232	-5.5%	312,232	-5.5%
2014	13,600	-80.9%	61,440	-80.3%	61,440	-80.3%
2015	0	-100.0%	0	-100.0%	0	-100.0%
2016	0	n/a	0	n/a	0	n/a
2017	0	n/a	0	n/a	0	n/a
2018	0	n/a	0	n/a	0	n/a
2019	0	n/a	0	n/a	0	n/a
Total	**788,260**		**3,425,575**		**3,425,575**	

Data source: ARCOS (2006-2014) and Defendant Distribution Data (Walgreens 1/2006 - 3/2014)

Walgreens # 02005 (2/1996 to 12/2017)
DEA: BW1453606
2550 Ocean Ave
San Francisco, CA 94132

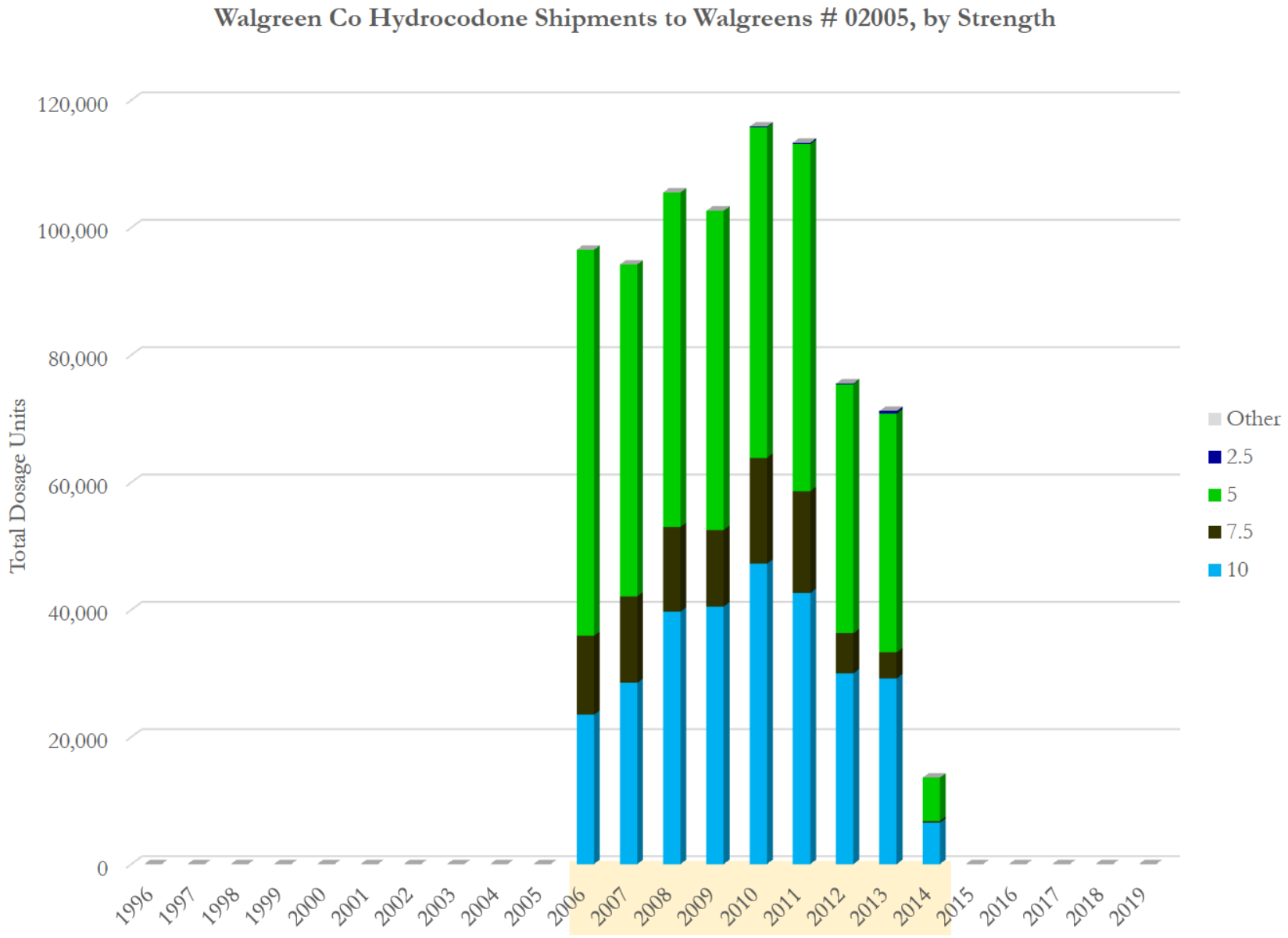

Data source: ARCOS (2006-2014) and Defendant Distribution Data (Walgreens 1/2006 - 3/2014)

Walgreens # 02005 (2/1996 to 12/2017)
DEA: BW1453606
2550 Ocean Ave
San Francisco, CA 94132

Walgreen Co Hydrocodone Shipments to Walgreens # 02005, by Strength

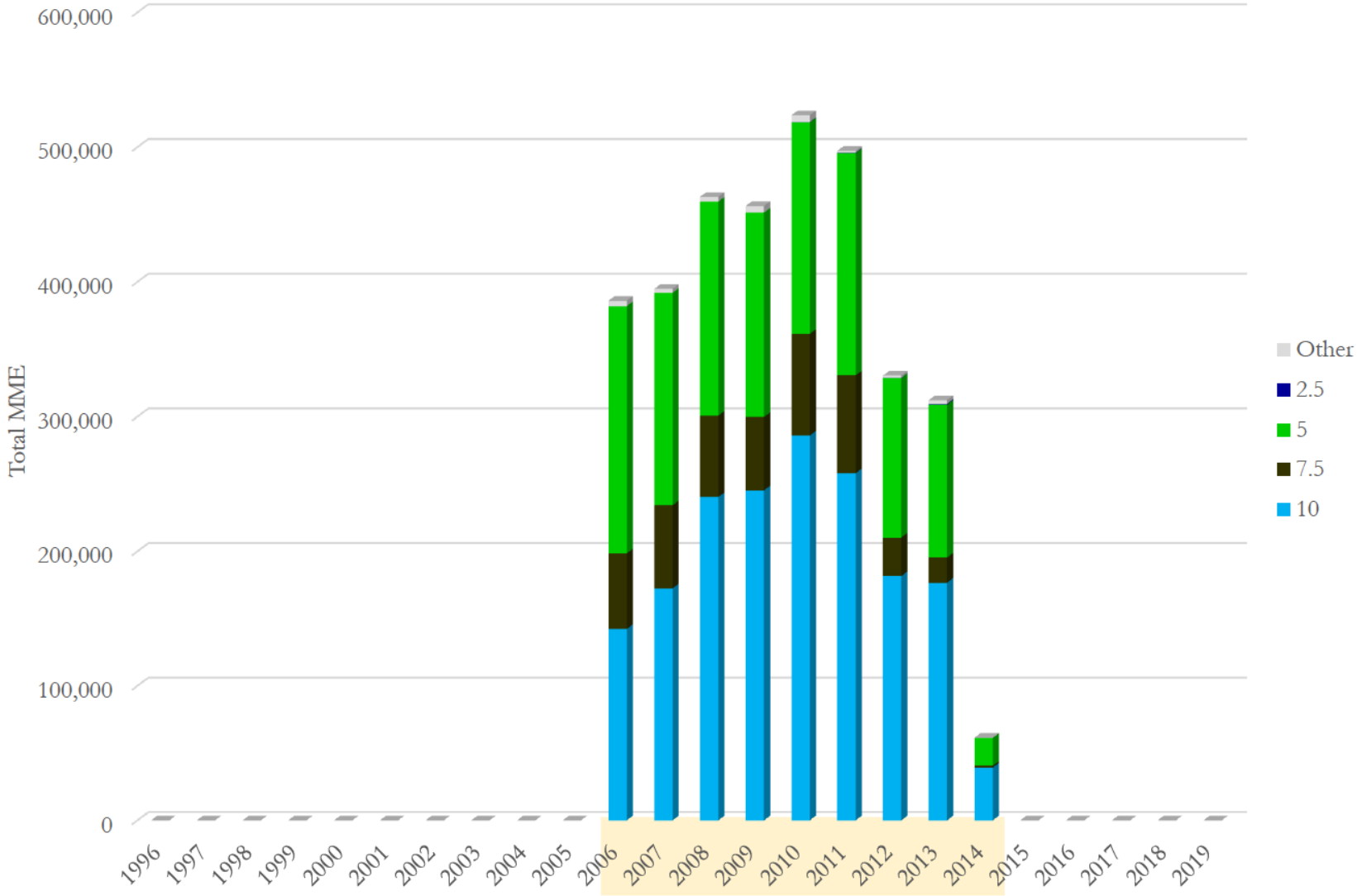

Data source: ARCOS (2006-2014) and Defendant Distribution Data (Walgreens 1/2006 - 3/2014)

Walgreens # 02005 (2/1996 to 12/2017)
DEA: BW1453606
2550 Ocean Ave
San Francisco, CA 94132

Walgreen Co Hydrocodone Shipments to Walgreens # 02005, by Strength

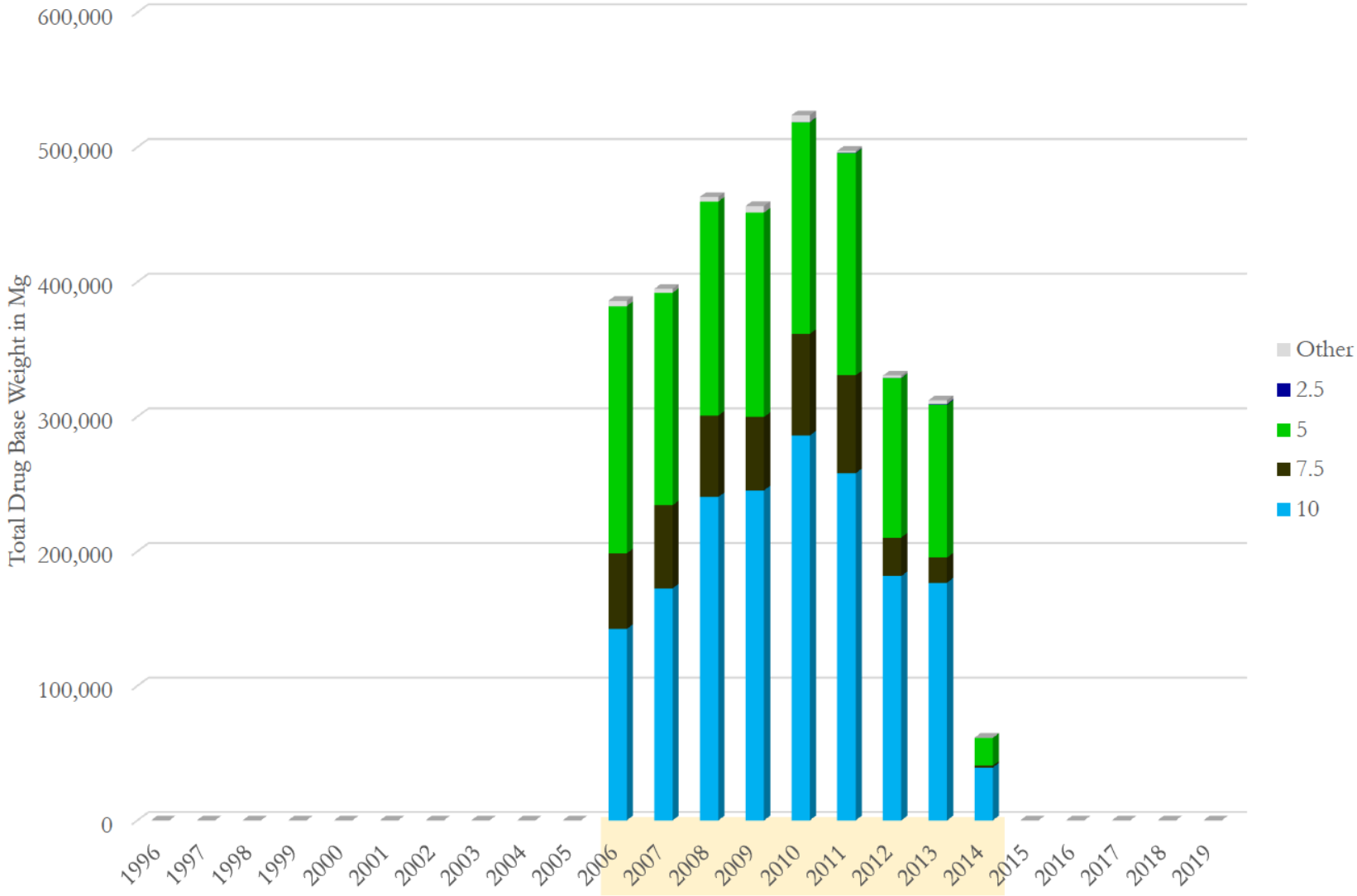

Data source: ARCOS (2006-2014) and Defendant Distribution Data (Walgreens 1/2006 - 3/2014)

Walgreens # 02005 (2/1996 to 12/2017)
DEA: BW1453606
2550 Ocean Ave
San Francisco, CA 94132

Walgreen Co Hydrocodone Shipments to Walgreens # 02005, by Strength
(Total Dosage Units)

Strength Year\	10	7.5	5	2.5	Other	Total	Avg. Str
1996	0	0	0	0	0	**0**	
1997	0	0	0	0	0	**0**	
1998	0	0	0	0	0	**0**	
1999	0	0	0	0	0	**0**	
2000	0	0	0	0	0	**0**	
2001	0	0	0	0	0	**0**	
2002	0	0	0	0	0	**0**	
2003	0	0	0	0	0	**0**	
2004	0	0	0	0	0	**0**	
2005	0	0	0	0	0	**0**	
2006	23,500	12,400	60,600	0	0	**96,500**	6.54
2007	28,500	13,600	52,100	0	0	**94,200**	6.87
2008	39,700	13,300	52,500	0	0	**105,500**	7.20
2009	40,520	12,000	50,100	0	0	**102,620**	7.27
2010	47,240	16,600	51,900	100	0	**115,840**	7.40
2011	42,600	16,000	54,500	200	0	**113,300**	7.23
2012	30,000	6,300	39,100	100	0	**75,500**	7.19
2013	29,200	4,100	37,500	400	0	**71,200**	7.18
2014	6,500	300	6,800	0	0	**13,600**	7.44
2015	0	0	0	0	0	**0**	
2016	0	0	0	0	0	**0**	
2017	0	0	0	0	0	**0**	
2018	0	0	0	0	0	**0**	
2019	0	0	0	0	0	**0**	
Total	**287,760**	**94,600**	**405,100**	**800**	**0**	**788,260**	7.12

Data source: ARCOS (2006-2014) and Defendant Distribution Data (Walgreens 1/2006 - 3/2014)

Walgreens # 02005 (2/1996 to 12/2017)
DEA: BW1453606
2550 Ocean Ave
San Francisco, CA 94132

Walgreen Co Hydrocodone Shipments to Walgreens # 02005, by Strength
(Total MME)

Strength Year\	10	7.5	5	2.5	Other	Total	Avg. Str
1996	0	0	0	0	0	**0**	
1997	0	0	0	0	0	**0**	
1998	0	0	0	0	0	**0**	
1999	0	0	0	0	0	**0**	
2000	0	0	0	0	0	**0**	
2001	0	0	0	0	0	**0**	
2002	0	0	0	0	0	**0**	
2003	0	0	0	0	0	**0**	
2004	0	0	0	0	0	**0**	
2005	0	0	0	0	0	**0**	
2006	142,269	56,302	183,436	0	4,010	**386,017**	6.54
2007	172,539	61,751	157,707	0	2,864	**394,861**	6.87
2008	240,344	60,389	158,918	0	3,438	**463,087**	7.20
2009	245,308	54,486	151,653	0	5,012	**456,459**	7.27
2010	285,991	75,372	157,101	151	5,156	**523,772**	7.40
2011	257,900	72,648	164,972	303	1,432	**497,255**	7.23
2012	181,620	28,605	118,356	151	1,719	**330,451**	7.19
2013	176,777	18,616	113,513	605	2,721	**312,232**	7.18
2014	39,351	1,362	20,584	0	143	**61,440**	7.44
2015	0	0	0	0	0	**0**	
2016	0	0	0	0	0	**0**	
2017	0	0	0	0	0	**0**	
2018	0	0	0	0	0	**0**	
2019	0	0	0	0	0	**0**	
Total	**1,742,099**	**429,531**	**1,226,238**	**1,211**	**26,496**	**3,425,575**	7.12

Data source: ARCOS (2006-2014) and Defendant Distribution Data (Walgreens 1/2006 - 3/2014)

Walgreens # 02005 (2/1996 to 12/2017)
DEA: BW1453606
2550 Ocean Ave
San Francisco, CA 94132

Walgreen Co Hydrocodone Shipments to Walgreens # 02005, by Strength
(Total Drug Base Weight in Milligram)

Strength Year\	10	7.5	5	2.5	Other	Total	Avg. Str
1996	0	0	0	0	0	**0**	
1997	0	0	0	0	0	**0**	
1998	0	0	0	0	0	**0**	
1999	0	0	0	0	0	**0**	
2000	0	0	0	0	0	**0**	
2001	0	0	0	0	0	**0**	
2002	0	0	0	0	0	**0**	
2003	0	0	0	0	0	**0**	
2004	0	0	0	0	0	**0**	
2005	0	0	0	0	0	**0**	
2006	142,269	56,302	183,436	0	4,010	**386,017**	6.54
2007	172,539	61,751	157,707	0	2,864	**394,861**	6.87
2008	240,344	60,389	158,918	0	3,438	**463,087**	7.20
2009	245,308	54,486	151,653	0	5,012	**456,459**	7.27
2010	285,991	75,372	157,101	151	5,156	**523,772**	7.40
2011	257,900	72,648	164,972	303	1,432	**497,255**	7.23
2012	181,620	28,605	118,356	151	1,719	**330,451**	7.19
2013	176,777	18,616	113,513	605	2,721	**312,232**	7.18
2014	39,351	1,362	20,584	0	143	**61,440**	7.44
2015	0	0	0	0	0	**0**	
2016	0	0	0	0	0	**0**	
2017	0	0	0	0	0	**0**	
2018	0	0	0	0	0	**0**	
2019	0	0	0	0	0	**0**	
Total	**1,742,099**	**429,531**	**1,226,238**	**1,211**	**26,496**	**3,425,575**	7.12

Data source: ARCOS (2006-2014) and Defendant Distribution Data (Walgreens 1/2006 - 3/2014)

Walgreens # 07150 (2/2005 to 12/2017)
DEA: BW9087722
965 Geneva Ave
San Francisco, CA 94112

Walgreen Co Oxycodone Shipments to Walgreens # 07150

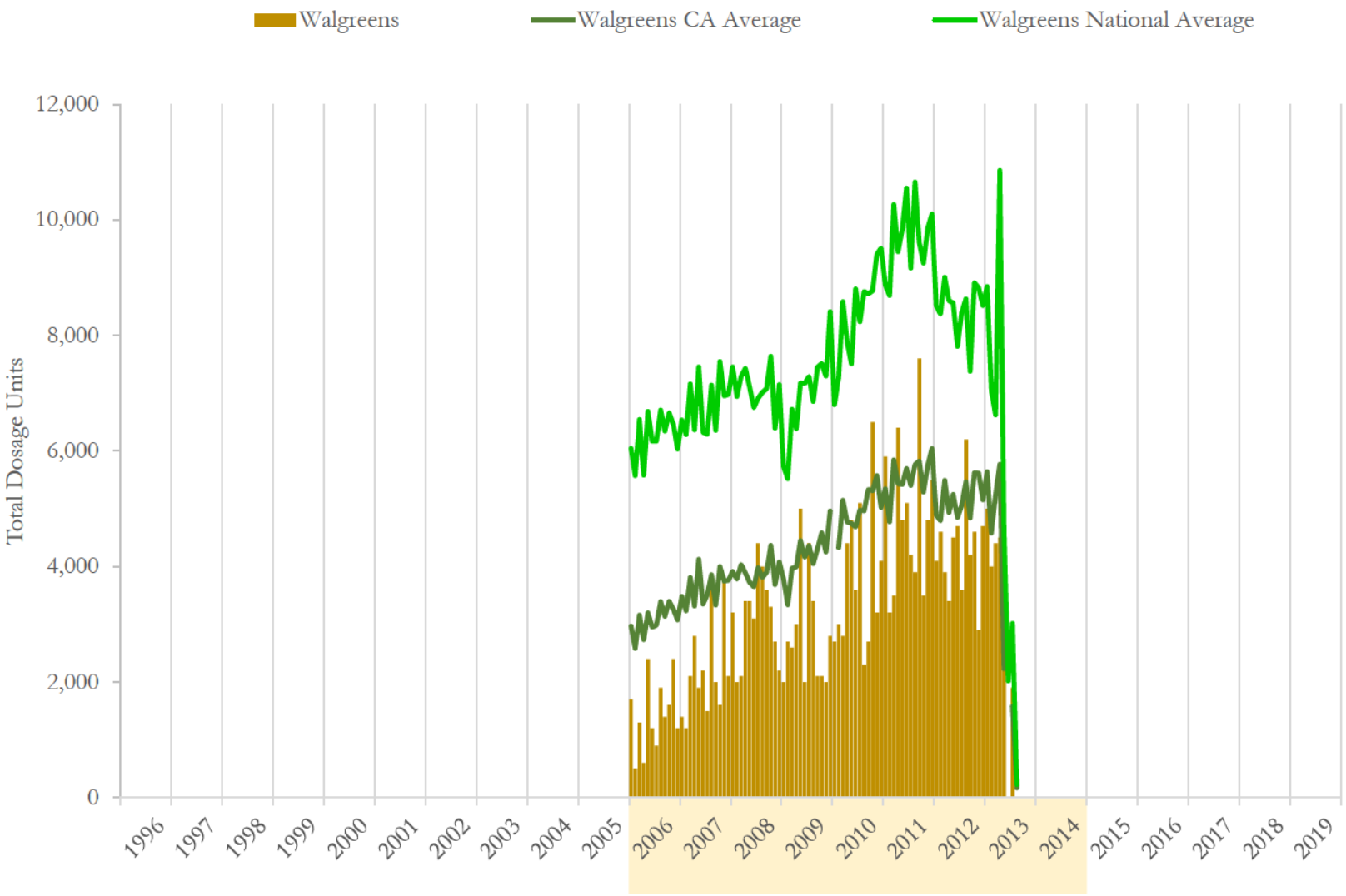

National and state averages reflect oxycodone shipped from Walgreen Co to all active pharmacies each month.
Data source: ARCOS (2006-2014) and Defendant Distribution Data (Walgreens 1/2006 - 3/2014)

Walgreens # 07150 (2/2005 to 12/2017)
DEA: BW9087722
965 Geneva Ave
San Francisco, CA 94112

Walgreen Co Oxycodone Shipments to Walgreens # 07150

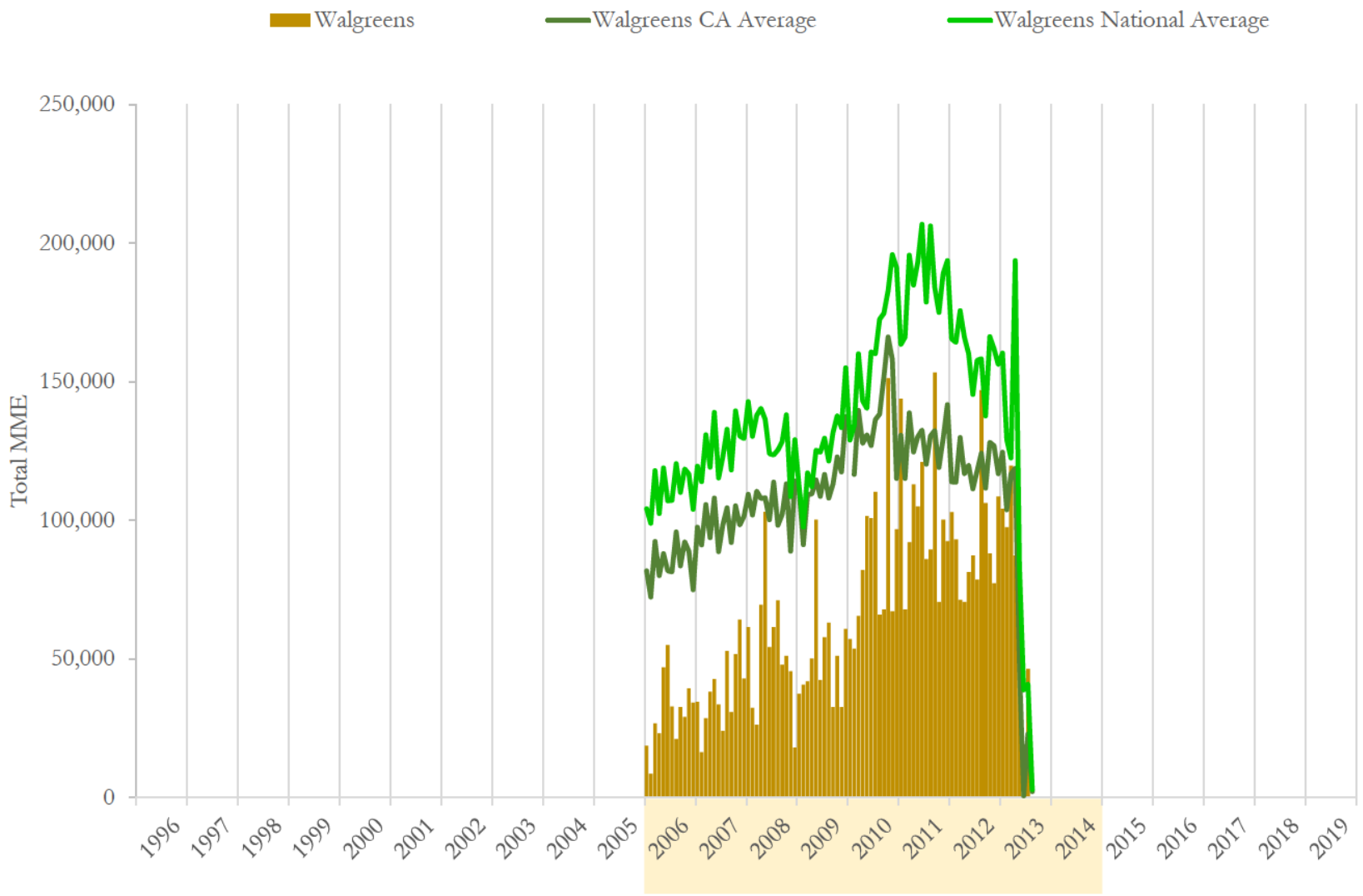

National and state averages reflect oxycodone shipped from Walgreen Co to all active pharmacies each month.
Data source: ARCOS (2006-2014) and Defendant Distribution Data (Walgreens 1/2006 - 3/2014)

Walgreens # 07150 (2/2005 to 12/2017)
DEA: BW9087722
965 Geneva Ave
San Francisco, CA 94112

Walgreen Co Oxycodone Shipments to Walgreens # 07150

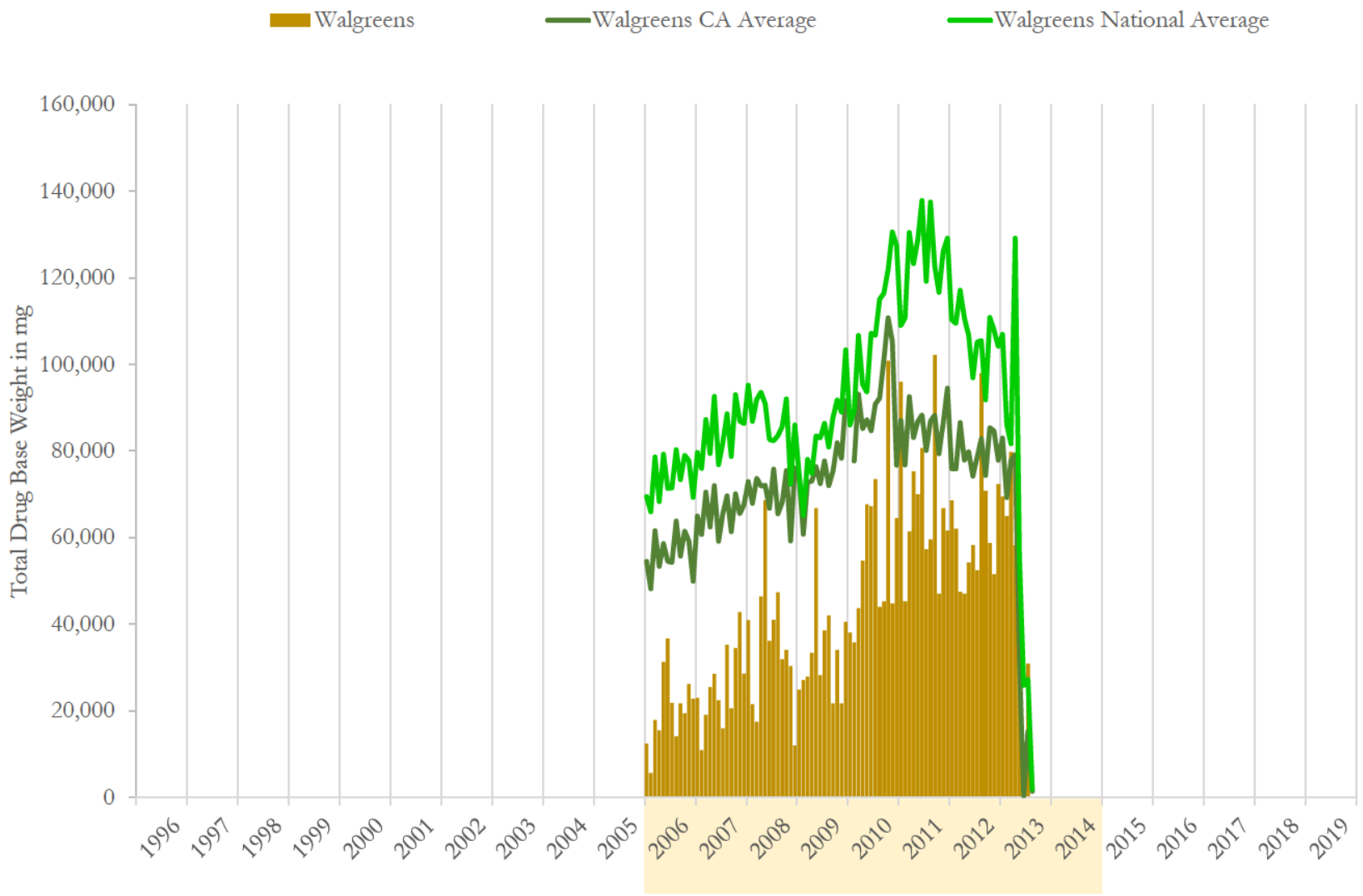

National and state averages reflect oxycodone shipped from Walgreen Co to all active pharmacies each month.
Data source: ARCOS (2006-2014) and Defendant Distribution Data (Walgreens 1/2006 - 3/2014)

Walgreens # 07150 (2/2005 to 12/2017)
DEA: BW9087722
965 Geneva Ave
San Francisco, CA 94112

Walgreen Co Oxycodone Shipments to Walgreens # 07150

	Dosage Units		MME		Drug Base Weight in mg	
Date	Walgreens	% Change	Walgreens	% Change	Walgreens	% Change
01/2006	1,700	n/a	18,692	n/a	12,461	n/a
02/2006	500	-70.6%	8,606	-54.0%	5,738	-54.0%
03/2006	1,300	160.0%	26,828	211.7%	17,885	211.7%
04/2006	600	-53.8%	23,197	-13.5%	15,465	-13.5%
05/2006	2,400	300.0%	46,999	102.6%	31,333	102.6%
06/2006	1,200	-50.0%	55,068	17.2%	36,712	17.2%
07/2006	900	-25.0%	32,812	-40.4%	21,875	-40.4%
08/2006	1,900	111.1%	21,180	-35.5%	14,120	-35.5%
09/2006	1,400	-26.3%	32,610	54.0%	21,740	54.0%
10/2006	1,600	14.3%	29,181	-10.5%	19,454	-10.5%
11/2006	2,400	50.0%	39,401	35.0%	26,267	35.0%
12/2006	1,200	-50.0%	34,291	-13.0%	22,861	-13.0%
01/2007	1,400	16.7%	34,560	0.8%	23,040	0.8%
02/2007	1,200	-14.3%	16,406	-52.5%	10,937	-52.5%
03/2007	2,100	75.0%	28,643	74.6%	19,095	74.6%
04/2007	2,800	33.3%	38,258	33.6%	25,505	33.6%
05/2007	1,900	-32.1%	42,830	12.0%	28,554	12.0%
06/2007	2,200	15.8%	33,666	-21.4%	22,444	-21.4%
07/2007	1,500	-31.8%	24,004	-28.7%	16,003	-28.7%
08/2007	3,600	140.0%	52,895	120.4%	35,264	120.4%
09/2007	2,000	-44.4%	30,889	-41.6%	20,592	-41.6%
10/2007	1,600	-20.0%	51,773	67.6%	34,515	67.6%
11/2007	3,800	137.5%	64,171	23.9%	42,781	23.9%
12/2007	2,100	-44.7%	43,012	-33.0%	28,674	-33.0%

Data source: ARCOS (2006-2014) and Defendant Distribution Data (Walgreens 1/2006 - 3/2014)

Walgreens # 07150 (2/2005 to 12/2017)
DEA: BW9087722
965 Geneva Ave
San Francisco, CA 94112

Walgreen Co Oxycodone Shipments to Walgreens # 07150

	Dosage Units		MME		Drug Base Weight in mg	
Date	Walgreens	% Change	Walgreens	% Change	Walgreens	% Change
01/2008	3,200	52.4%	61,455	42.9%	40,970	42.9%
02/2008	2,000	-37.5%	32,368	-47.3%	21,579	-47.3%
03/2008	2,100	5.0%	26,270	-18.8%	17,513	-18.8%
04/2008	3,400	61.9%	69,617	165.0%	46,412	165.0%
05/2008	3,400	0.0%	102,967	47.9%	68,645	47.9%
06/2008	3,100	-8.8%	54,328	-47.2%	36,219	-47.2%
07/2008	4,400	41.9%	61,522	13.2%	41,015	13.2%
08/2008	4,000	-9.1%	71,070	15.5%	47,380	15.5%
09/2008	3,600	-10.0%	47,940	-32.5%	31,960	-32.5%
10/2008	3,300	-8.3%	51,101	6.6%	34,067	6.6%
11/2008	2,700	-18.2%	45,587	-10.8%	30,391	-10.8%
12/2008	2,200	-18.5%	18,087	-60.3%	12,058	-60.3%
01/2009	2,000	-9.1%	37,384	106.7%	24,923	106.7%
02/2009	2,700	35.0%	40,746	9.0%	27,164	9.0%
03/2009	2,600	-3.7%	41,889	2.8%	27,926	2.8%
04/2009	3,000	15.4%	50,159	19.7%	33,439	19.7%
05/2009	5,000	66.7%	100,184	99.7%	66,789	99.7%
06/2009	2,000	-60.0%	42,360	-57.7%	28,240	-57.7%
07/2009	4,400	120.0%	57,824	36.5%	38,550	36.5%
08/2009	3,400	-22.7%	63,069	9.1%	42,046	9.1%
09/2009	2,100	-38.2%	32,610	-48.3%	21,740	-48.3%
10/2009	2,100	0.0%	51,101	56.7%	34,067	56.7%
11/2009	2,000	-4.8%	32,610	-36.2%	21,740	-36.2%
12/2009	2,800	40.0%	60,850	86.6%	40,567	86.6%

Data source: ARCOS (2006-2014) and Defendant Distribution Data (Walgreens 1/2006 - 3/2014)

Walgreens # 07150 (2/2005 to 12/2017)
DEA: BW9087722
965 Geneva Ave
San Francisco, CA 94112

Walgreen Co Oxycodone Shipments to Walgreens # 07150

	Dosage Units		MME		Drug Base Weight in mg	
Date	Walgreens	% Change	Walgreens	% Change	Walgreens	% Change
01/2010	2,700	-3.6%	57,152	-6.1%	38,101	-6.1%
02/2010	3,000	11.1%	53,790	-5.9%	35,860	-5.9%
03/2010	2,800	-6.7%	65,557	21.9%	43,704	21.9%
04/2010	4,400	57.1%	82,030	25.1%	54,687	25.1%
05/2010	4,800	9.1%	101,529	23.8%	67,686	23.8%
06/2010	3,600	-25.0%	100,856	-0.7%	67,238	-0.7%
07/2010	5,100	41.7%	110,270	9.3%	73,513	9.3%
08/2010	2,300	-54.9%	66,027	-40.1%	44,018	-40.1%
09/2010	2,700	17.4%	67,910	2.9%	45,273	2.9%
10/2010	6,500	140.7%	151,284	122.8%	100,856	122.8%
11/2010	3,200	-50.8%	67,238	-55.6%	44,825	-55.6%
12/2010	4,100	28.1%	96,822	44.0%	64,548	44.0%
01/2011	5,900	43.9%	143,888	48.6%	95,926	48.6%
02/2011	3,200	-45.8%	67,910	-52.8%	45,273	-52.8%
03/2011	3,500	9.4%	92,115	35.6%	61,410	35.6%
04/2011	6,400	82.9%	112,959	22.6%	75,306	22.6%
05/2011	4,800	-25.0%	105,025	-7.0%	70,017	-7.0%
06/2011	5,100	6.3%	121,028	15.2%	80,685	15.2%
07/2011	4,200	-17.6%	86,064	-28.9%	57,376	-28.9%
08/2011	3,900	-7.1%	89,426	3.9%	59,617	3.9%
09/2011	7,600	94.9%	153,302	71.4%	102,201	71.4%
10/2011	3,500	-53.9%	70,599	-53.9%	47,066	-53.9%
11/2011	4,800	37.1%	100,184	41.9%	66,789	41.9%
12/2011	5,500	14.6%	92,452	-7.7%	61,634	-7.7%

Data source: ARCOS (2006-2014) and Defendant Distribution Data (Walgreens 1/2006 - 3/2014)

Walgreens # 07150 (2/2005 to 12/2017)
DEA: BW9087722
965 Geneva Ave
San Francisco, CA 94112

Walgreen Co Oxycodone Shipments to Walgreens # 07150

	Dosage Units		MME		Drug Base Weight in mg	
Date	Walgreens	% Change	Walgreens	% Change	Walgreens	% Change
01/2012	4,100	-25.5%	102,873	11.3%	68,582	11.3%
02/2012	4,600	12.2%	93,124	-9.5%	62,083	-9.5%
03/2012	3,900	-15.2%	71,272	-23.5%	47,515	-23.5%
04/2012	3,400	-12.8%	70,599	-0.9%	47,066	-0.9%
05/2012	4,500	32.4%	81,357	15.2%	54,238	15.2%
06/2012	4,700	4.4%	87,409	7.4%	58,273	7.4%
07/2012	3,600	-23.4%	78,668	-10.0%	52,445	-10.0%
08/2012	6,200	72.2%	146,914	86.8%	97,943	86.8%
09/2012	4,200	-32.3%	106,235	-27.7%	70,824	-27.7%
10/2012	4,600	9.5%	88,081	-17.1%	58,721	-17.1%
11/2012	2,900	-37.0%	77,323	-12.2%	51,549	-12.2%
12/2012	4,700	62.1%	108,589	40.4%	72,392	40.4%
01/2013	5,000	6.4%	104,218	-4.0%	69,479	-4.0%
02/2013	4,000	-20.0%	97,494	-6.5%	64,996	-6.5%
03/2013	4,400	10.0%	119,683	22.8%	79,789	22.8%
04/2013	4,500	2.3%	87,409	-27.0%	58,273	-27.0%
05/2013	2,900	-35.6%	57,152	-34.6%	38,101	-34.6%
06/2013	0	-100.0%	0	-100.0%	0	-100.0%
07/2013	1,900	n/a	46,394	n/a	30,929	n/a
08/2013	0	-100.0%	0	-100.0%	0	-100.0%
09/2013	0	n/a	0	n/a	0	n/a
10/2013	0	n/a	0	n/a	0	n/a
11/2013	0	n/a	0	n/a	0	n/a
12/2013	0	n/a	0	n/a	0	n/a

Data source: ARCOS (2006-2014) and Defendant Distribution Data (Walgreens 1/2006 - 3/2014)

Walgreens # 07150 (2/2005 to 12/2017)
DEA: BW9087722
965 Geneva Ave
San Francisco, CA 94112

Walgreen Co Oxycodone Shipments to Walgreens # 07150

	Dosage Units		MME		Drug Base Weight in mg	
Date	Walgreens	% Change	Walgreens	% Change	Walgreens	% Change
1996	0		0		0	
1997	0	n/a	0	n/a	0	n/a
1998	0	n/a	0	n/a	0	n/a
1999	0	n/a	0	n/a	0	n/a
2000	0	n/a	0	n/a	0	n/a
2001	0	n/a	0	n/a	0	n/a
2002	0	n/a	0	n/a	0	n/a
2003	0	n/a	0	n/a	0	n/a
2004	0	n/a	0	n/a	0	n/a
2005	0	n/a	0	n/a	0	n/a
2006	17,100	n/a	368,865	n/a	245,910	n/a
2007	26,200	53.2%	461,107	25.0%	307,404	25.0%
2008	37,400	42.7%	642,312	39.3%	428,208	39.3%
2009	34,100	-8.8%	610,785	-4.9%	407,190	-4.9%
2010	45,200	32.6%	1,020,464	67.1%	680,309	67.1%
2011	58,400	29.2%	1,234,951	21.0%	823,301	21.0%
2012	51,400	-12.0%	1,112,444	-9.9%	741,630	-9.9%
2013	22,700	-55.8%	512,350	-53.9%	341,567	-53.9%
2014	0	-100.0%	0	-100.0%	0	-100.0%
2015	0	n/a	0	n/a	0	n/a
2016	0	n/a	0	n/a	0	n/a
2017	0	n/a	0	n/a	0	n/a
2018	0	n/a	0	n/a	0	n/a
2019	0	n/a	0	n/a	0	n/a
Total	**292,500**		**5,963,278**		**3,975,519**	

Data source: ARCOS (2006-2014) and Defendant Distribution Data (Walgreens 1/2006 - 3/2014)

Walgreens # 07150 (2/2005 to 12/2017)
DEA: BW9087722
965 Geneva Ave
San Francisco, CA 94112

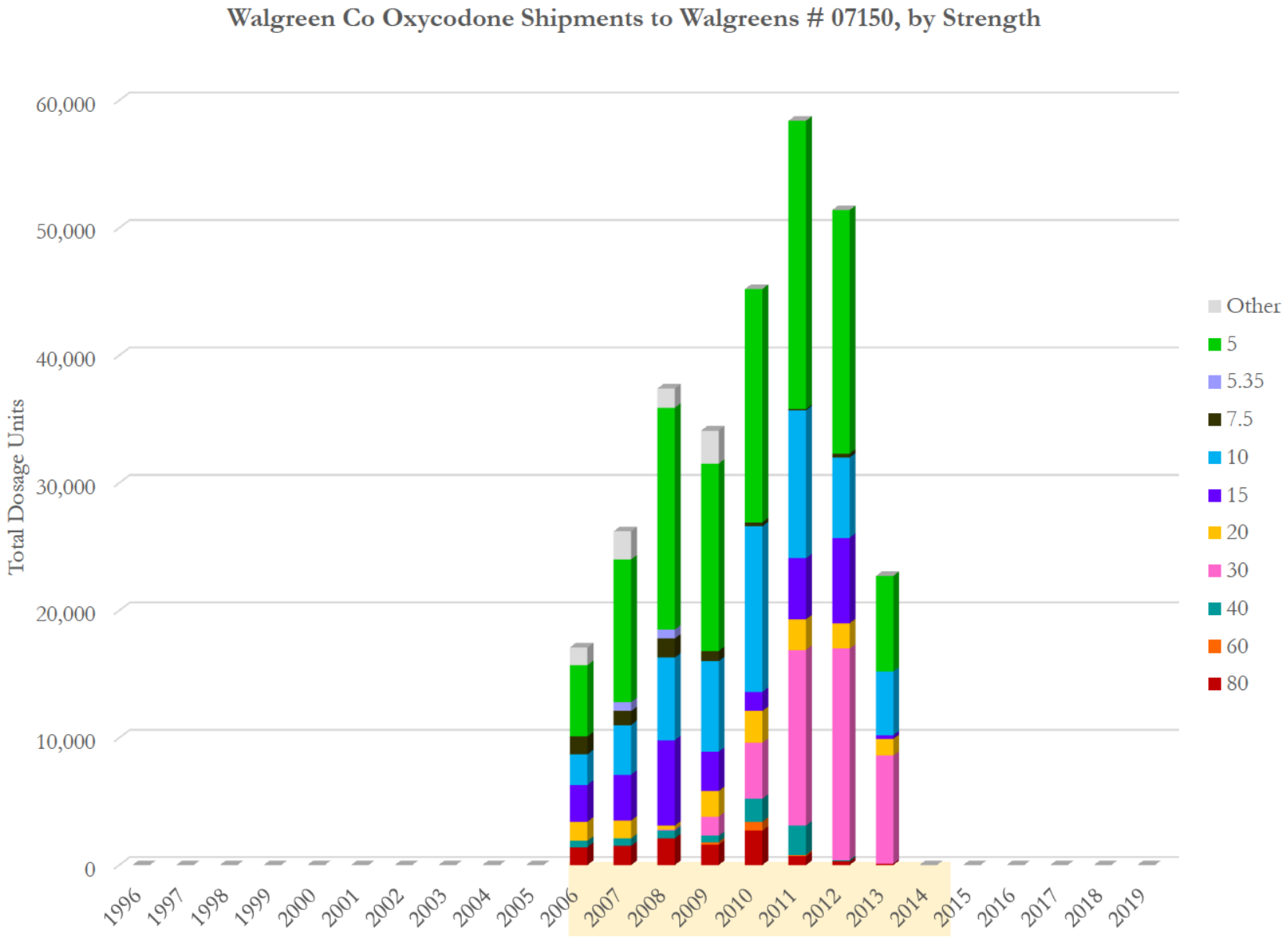

Data source: ARCOS (2006-2014) and Defendant Distribution Data (Walgreens 1/2006 - 3/2014)

Walgreens # 07150 (2/2005 to 12/2017)
DEA: BW9087722
965 Geneva Ave
San Francisco, CA 94112

Walgreen Co Oxycodone Shipments to Walgreens # 07150, by Strength

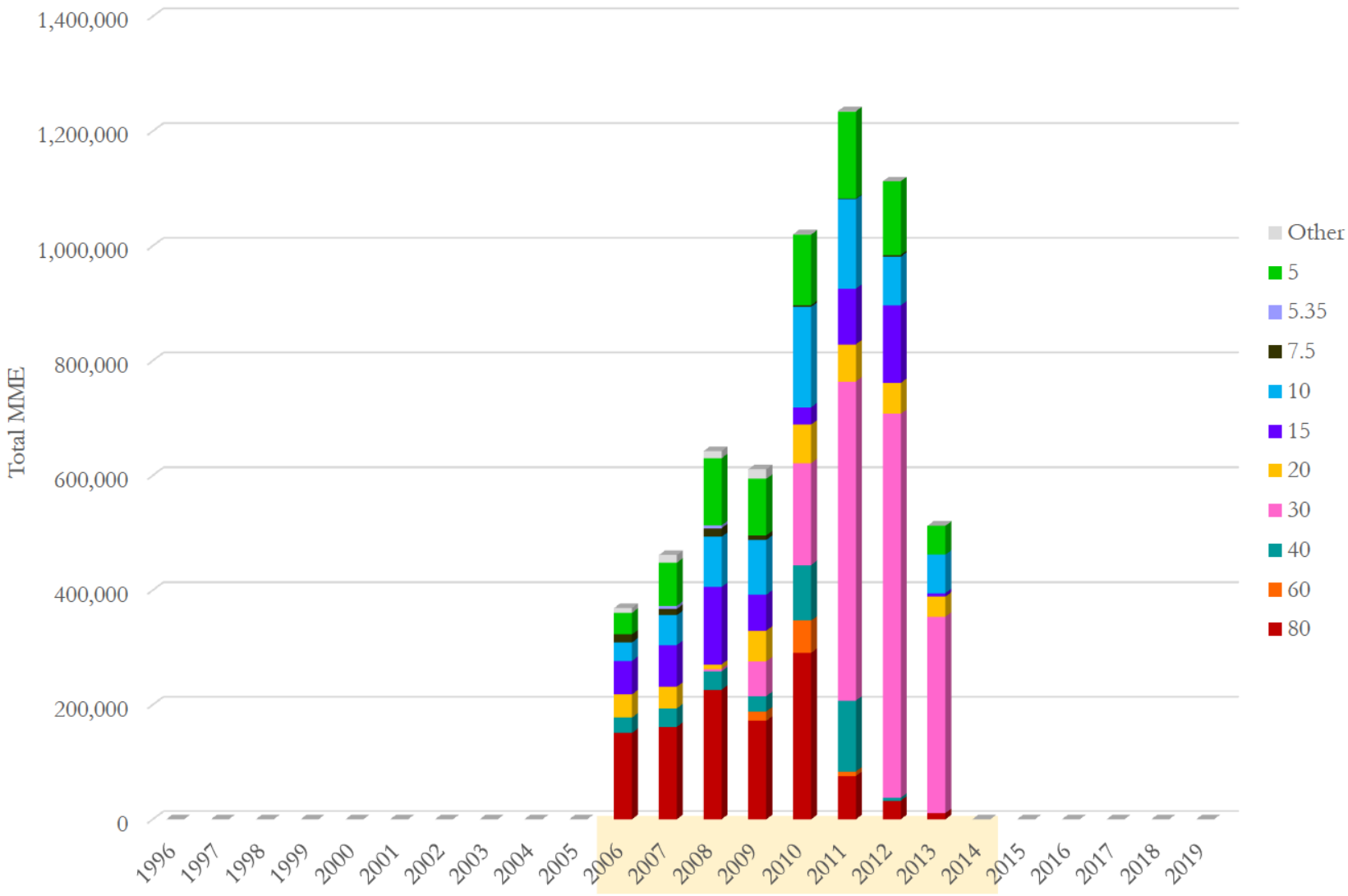

Data source: ARCOS (2006-2014) and Defendant Distribution Data (Walgreens 1/2006 - 3/2014)

Walgreens # 07150 (2/2005 to 12/2017)
DEA: BW9087722
965 Geneva Ave
San Francisco, CA 94112

Walgreen Co Oxycodone Shipments to Walgreens # 07150, by Strength

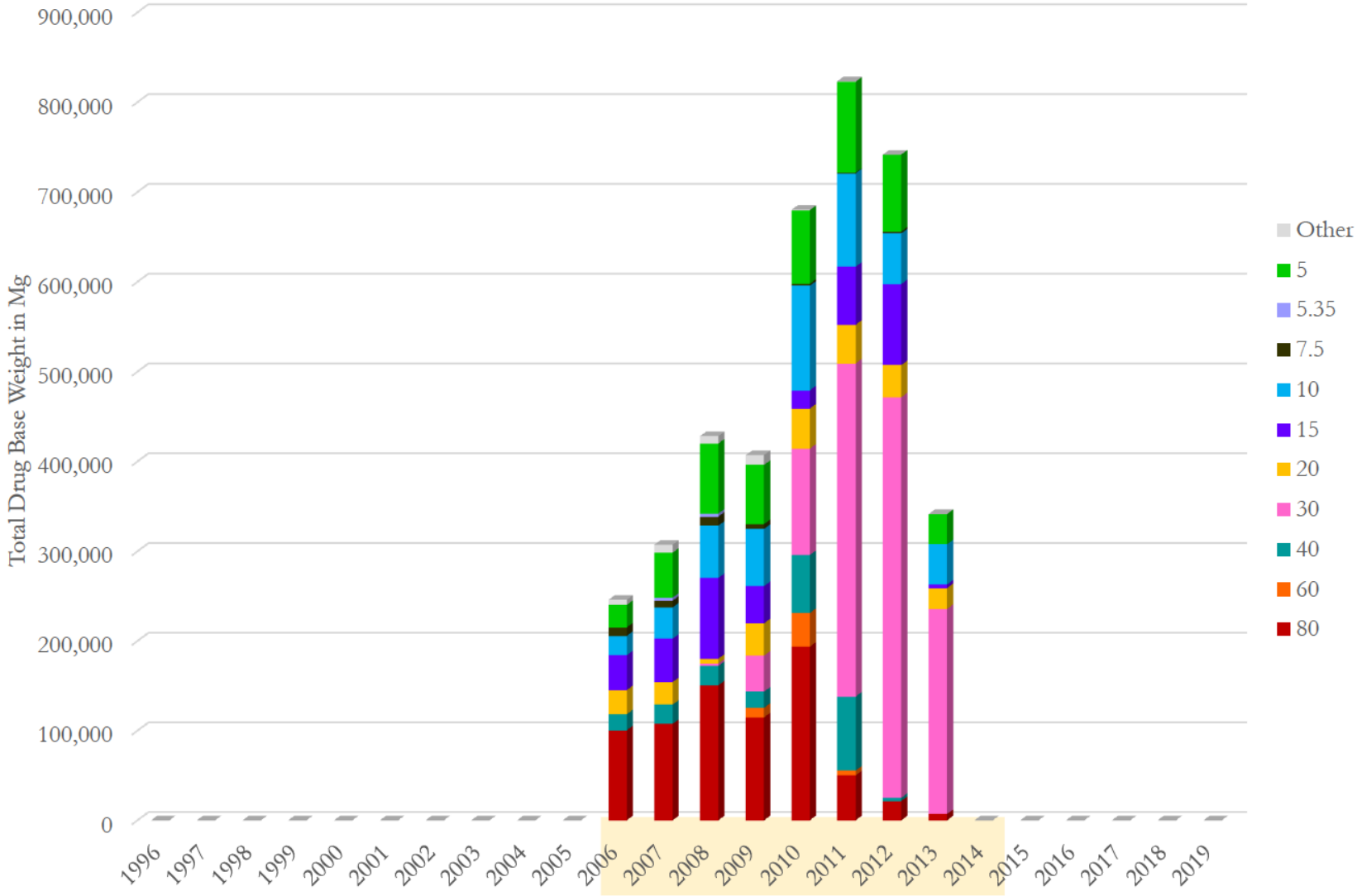

Data source: ARCOS (2006-2014) and Defendant Distribution Data (Walgreens 1/2006 - 3/2014)

Walgreens # 07150 (2/2005 to 12/2017)
DEA: BW9087722
965 Geneva Ave
San Francisco, CA 94112

Walgreen Co Oxycodone Shipments to Walgreens # 07150, by Strength
(Total Dosage Units)

Strength Year\	80	60	40	30	20	15	10	7.5	5.35	5	Other	Total	Avg. Str
1996	0	0	0	0	0	0	0	0	0	0	0	**0**	
1997	0	0	0	0	0	0	0	0	0	0	0	**0**	
1998	0	0	0	0	0	0	0	0	0	0	0	**0**	
1999	0	0	0	0	0	0	0	0	0	0	0	**0**	
2000	0	0	0	0	0	0	0	0	0	0	0	**0**	
2001	0	0	0	0	0	0	0	0	0	0	0	**0**	
2002	0	0	0	0	0	0	0	0	0	0	0	**0**	
2003	0	0	0	0	0	0	0	0	0	0	0	**0**	
2004	0	0	0	0	0	0	0	0	0	0	0	**0**	
2005	0	0	0	0	0	0	0	0	0	0	0	**0**	
2006	1,400	0	500	0	1,500	2,900	2,400	1,400	0	5,600	1,400	**17,100**	17.07
2007	1,500	0	600	0	1,400	3,600	3,900	1,100	700	11,200	2,200	**26,200**	13.87
2008	2,100	0	600	100	300	6,700	6,500	1,500	700	17,400	1,500	**37,400**	13.05
2009	1,600	200	500	1,500	2,000	3,100	7,100	800	0	14,700	2,600	**34,100**	14.03
2010	2,700	700	1,800	4,400	2,500	1,500	13,000	300	0	18,300	0	**45,200**	16.78
2011	700	100	2,300	13,800	2,400	4,800	11,600	100	0	22,600	0	**58,400**	15.71
2012	300	0	100	16,600	2,000	6,700	6,300	300	0	19,100	0	**51,400**	16.09
2013	100	0	0	8,500	1,300	300	5,000	0	0	7,500	0	**22,700**	16.78
2014	0	0	0	0	0	0	0	0	0	0	0	**0**	
2015	0	0	0	0	0	0	0	0	0	0	0	**0**	
2016	0	0	0	0	0	0	0	0	0	0	0	**0**	
2017	0	0	0	0	0	0	0	0	0	0	0	**0**	
2018	0	0	0	0	0	0	0	0	0	0	0	**0**	
2019	0	0	0	0	0	0	0	0	0	0	0	**0**	
Total	**10,400**	**1,000**	**6,400**	**44,900**	**13,400**	**29,600**	**55,800**	**5,500**	**1,400**	**116,400**	**7,700**	**292,500**	15.43

Data source: ARCOS (2006-2014) and Defendant Distribution Data (Walgreens 1/2006 - 3/2014)

Walgreens # 07150 (2/2005 to 12/2017)
DEA: BW9087722
965 Geneva Ave
San Francisco, CA 94112

Walgreen Co Oxycodone Shipments to Walgreens # 07150, by Strength
(Total MME)

Strength Year\	80	60	40	30	20	15	10	7.5	5.35	5	Other	Total	Avg. Str
1996	0	0	0	0	0	0	0	0	0	0	0	**0**	
1997	0	0	0	0	0	0	0	0	0	0	0	**0**	
1998	0	0	0	0	0	0	0	0	0	0	0	**0**	
1999	0	0	0	0	0	0	0	0	0	0	0	**0**	
2000	0	0	0	0	0	0	0	0	0	0	0	**0**	
2001	0	0	0	0	0	0	0	0	0	0	0	**0**	
2002	0	0	0	0	0	0	0	0	0	0	0	**0**	
2003	0	0	0	0	0	0	0	0	0	0	0	**0**	
2004	0	0	0	0	0	0	0	0	0	0	0	**0**	
2005	0	0	0	0	0	0	0	0	0	0	0	**0**	
2006	150,612	0	26,895	0	40,343	58,497	32,274	14,120	0	37,653	8,472	**368,865**	17.07
2007	161,370	0	32,274	0	37,653	72,617	52,445	11,094	5,036	75,305	13,313	**461,107**	13.87
2008	225,918	0	32,274	4,034	8,069	135,147	87,409	15,128	5,036	116,993	12,304	**642,312**	13.05
2009	172,128	16,137	26,895	60,514	53,790	62,531	95,477	8,069	0	98,839	16,406	**610,785**	14.03
2010	290,466	56,480	96,822	177,507	67,238	30,257	174,818	3,026	0	123,045	807	**1,020,464**	16.78
2011	75,306	8,069	123,717	556,727	64,548	96,822	155,991	1,009	0	151,957	807	**1,234,951**	15.71
2012	32,274	0	5,379	669,686	53,790	135,147	84,719	3,026	0	128,424	0	**1,112,444**	16.09
2013	10,758	0	0	342,911	34,964	6,051	67,238	0	0	50,428	0	**512,350**	16.78
2014	0	0	0	0	0	0	0	0	0	0	0	**0**	
2015	0	0	0	0	0	0	0	0	0	0	0	**0**	
2016	0	0	0	0	0	0	0	0	0	0	0	**0**	
2017	0	0	0	0	0	0	0	0	0	0	0	**0**	
2018	0	0	0	0	0	0	0	0	0	0	0	**0**	
2019	0	0	0	0	0	0	0	0	0	0	0	**0**	
Total	**1,118,832**	**80,685**	**344,256**	**1,811,378**	**360,393**	**597,069**	**750,371**	**55,471**	**10,071**	**782,643**	**52,109**	**5,963,278**	15.43

Data source: ARCOS (2006-2014) and Defendant Distribution Data (Walgreens 1/2006 - 3/2014)

Walgreens # 07150 (2/2005 to 12/2017)
DEA: BW9087722
965 Geneva Ave
San Francisco, CA 94112

Walgreen Co Oxycodone Shipments to Walgreens # 07150, by Strength
(Total Drug Base Weight in Milligram)

Strength Year\	80	60	40	30	20	15	10	7.5	5.35	5	Other	Total	Avg. Str
1996	0	0	0	0	0	0	0	0	0	0	0	**0**	
1997	0	0	0	0	0	0	0	0	0	0	0	**0**	
1998	0	0	0	0	0	0	0	0	0	0	0	**0**	
1999	0	0	0	0	0	0	0	0	0	0	0	**0**	
2000	0	0	0	0	0	0	0	0	0	0	0	**0**	
2001	0	0	0	0	0	0	0	0	0	0	0	**0**	
2002	0	0	0	0	0	0	0	0	0	0	0	**0**	
2003	0	0	0	0	0	0	0	0	0	0	0	**0**	
2004	0	0	0	0	0	0	0	0	0	0	0	**0**	
2005	0	0	0	0	0	0	0	0	0	0	0	**0**	
2006	100,408	0	17,930	0	26,895	38,998	21,516	9,413	0	25,102	5,648	**245,910**	17.07
2007	107,580	0	21,516	0	25,102	48,411	34,964	7,396	3,357	50,204	8,875	**307,404**	13.87
2008	150,612	0	21,516	2,690	5,379	90,098	58,273	10,086	3,357	77,995	8,203	**428,208**	13.05
2009	114,752	10,758	17,930	40,343	35,860	41,687	63,652	5,379	0	65,893	10,937	**407,190**	14.03
2010	193,644	37,653	64,548	118,338	44,825	20,171	116,545	2,017	0	82,030	538	**680,309**	16.78
2011	50,204	5,379	82,478	371,151	43,032	64,548	103,994	672	0	101,305	538	**823,301**	15.71
2012	21,516	0	3,586	446,457	35,860	90,098	56,480	2,017	0	85,616	0	**741,630**	16.09
2013	7,172	0	0	228,608	23,309	4,034	44,825	0	0	33,619	0	**341,567**	16.78
2014	0	0	0	0	0	0	0	0	0	0	0	**0**	
2015	0	0	0	0	0	0	0	0	0	0	0	**0**	
2016	0	0	0	0	0	0	0	0	0	0	0	**0**	
2017	0	0	0	0	0	0	0	0	0	0	0	**0**	
2018	0	0	0	0	0	0	0	0	0	0	0	**0**	
2019	0	0	0	0	0	0	0	0	0	0	0	**0**	
Total	**745,888**	**53,790**	**229,504**	**1,207,586**	**240,262**	**398,046**	**500,247**	**36,981**	**6,714**	**521,762**	**34,739**	**3,975,519**	15.43

Data source: ARCOS (2006-2014) and Defendant Distribution Data (Walgreens 1/2006 - 3/2014)

Walgreens # 07150 (2/2005 to 12/2017)
DEA: BW9087722
965 Geneva Ave
San Francisco, CA 94112

Anda, Inc Hydrocodone Shipments to Walgreens # 07150

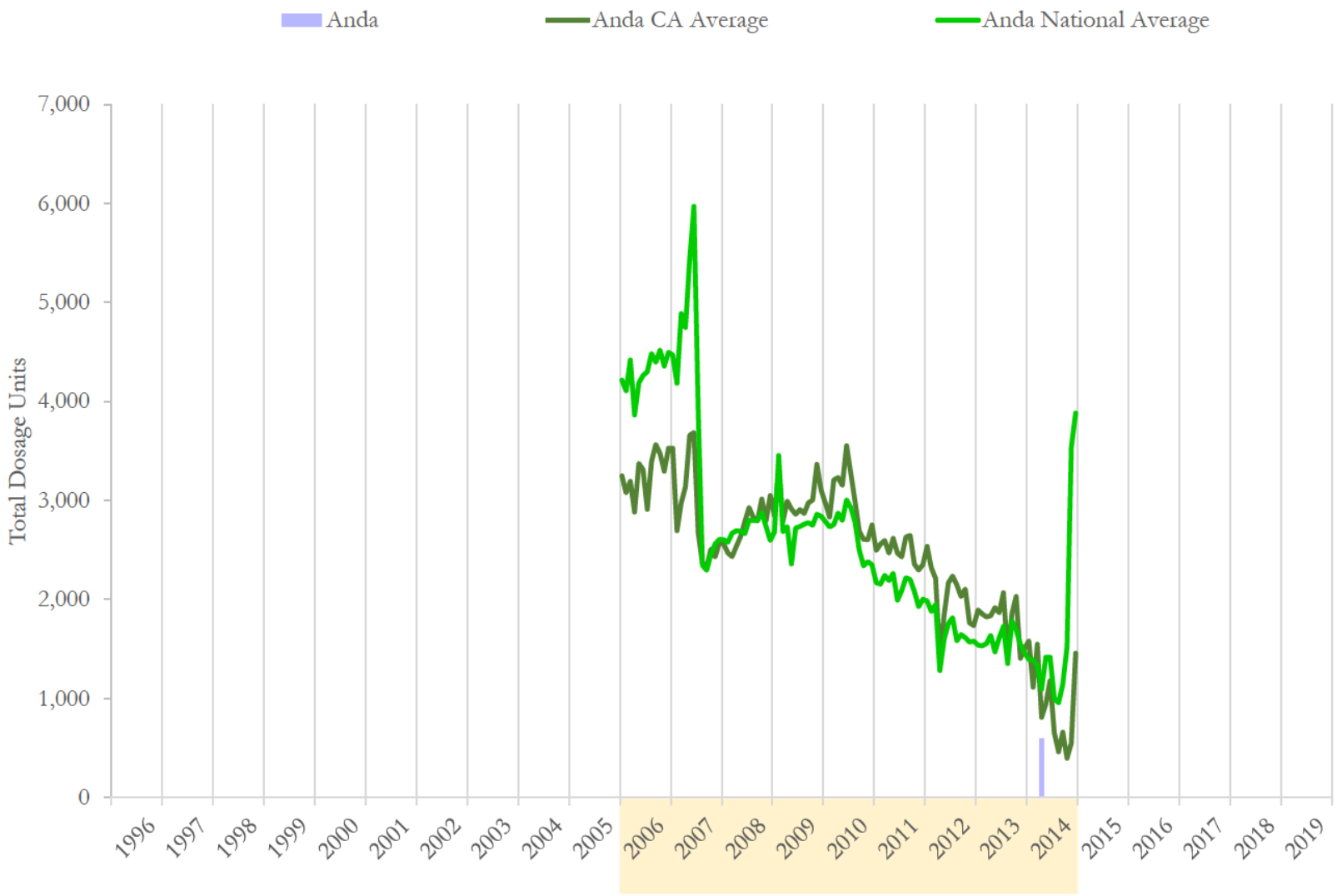

National and state averages reflect hydrocodone shipped from Anda, Inc to all active pharmacies each month.
Data source: ARCOS (2006-2014) and Defendant Distribution Data (Anda 12/1996 - 1/2015)

Walgreens # 07150 (2/2005 to 12/2017)
DEA: BW9087722
965 Geneva Ave
San Francisco, CA 94112

Anda, Inc Hydrocodone Shipments to Walgreens # 07150

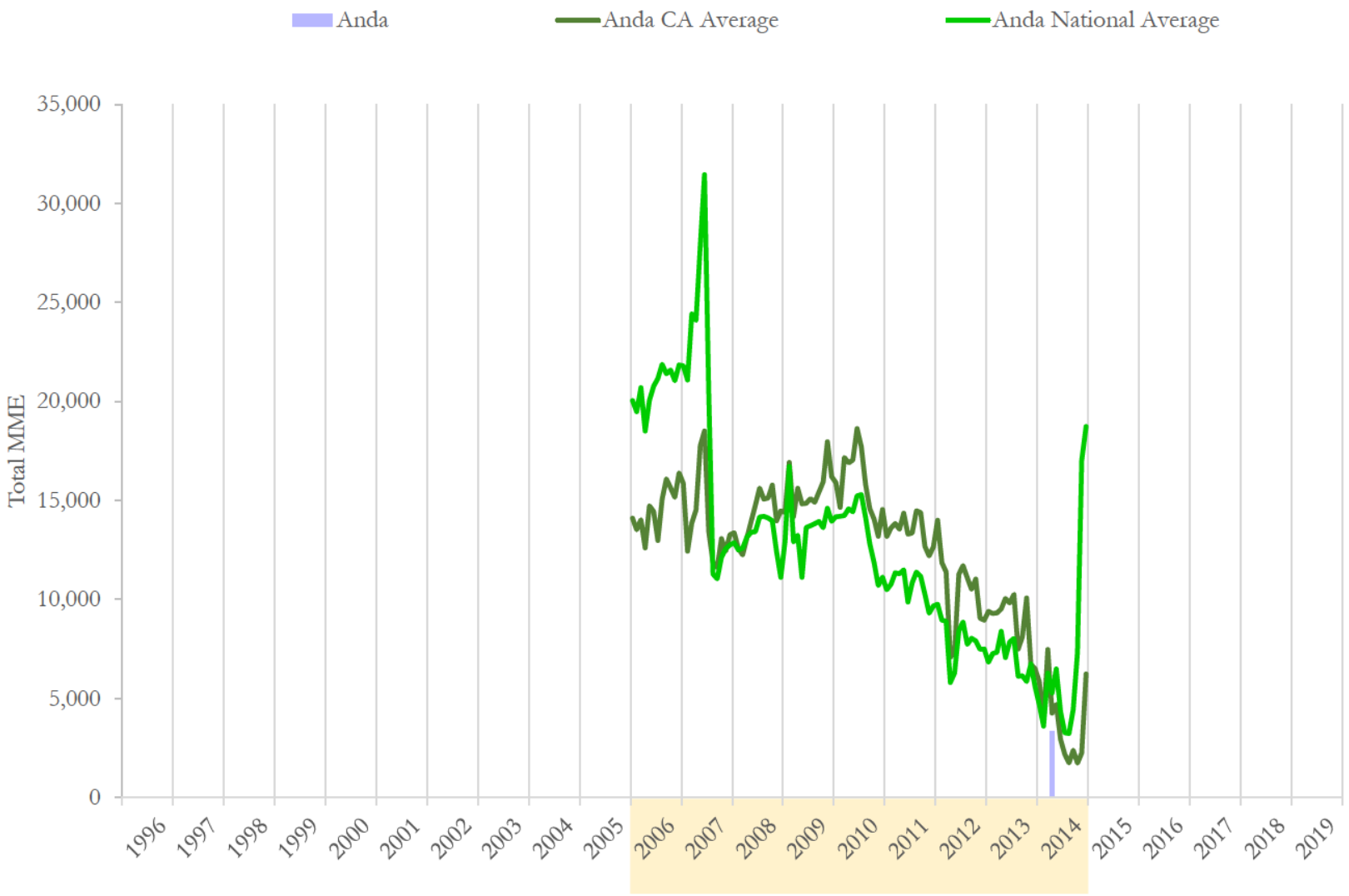

National and state averages reflect hydrocodone shipped from Anda, Inc to all active pharmacies each month.
Data source: ARCOS (2006-2014) and Defendant Distribution Data (Anda 12/1996 - 1/2015)

Walgreens # 07150 (2/2005 to 12/2017)
DEA: BW9087722
965 Geneva Ave
San Francisco, CA 94112

Anda, Inc Hydrocodone Shipments to Walgreens # 07150

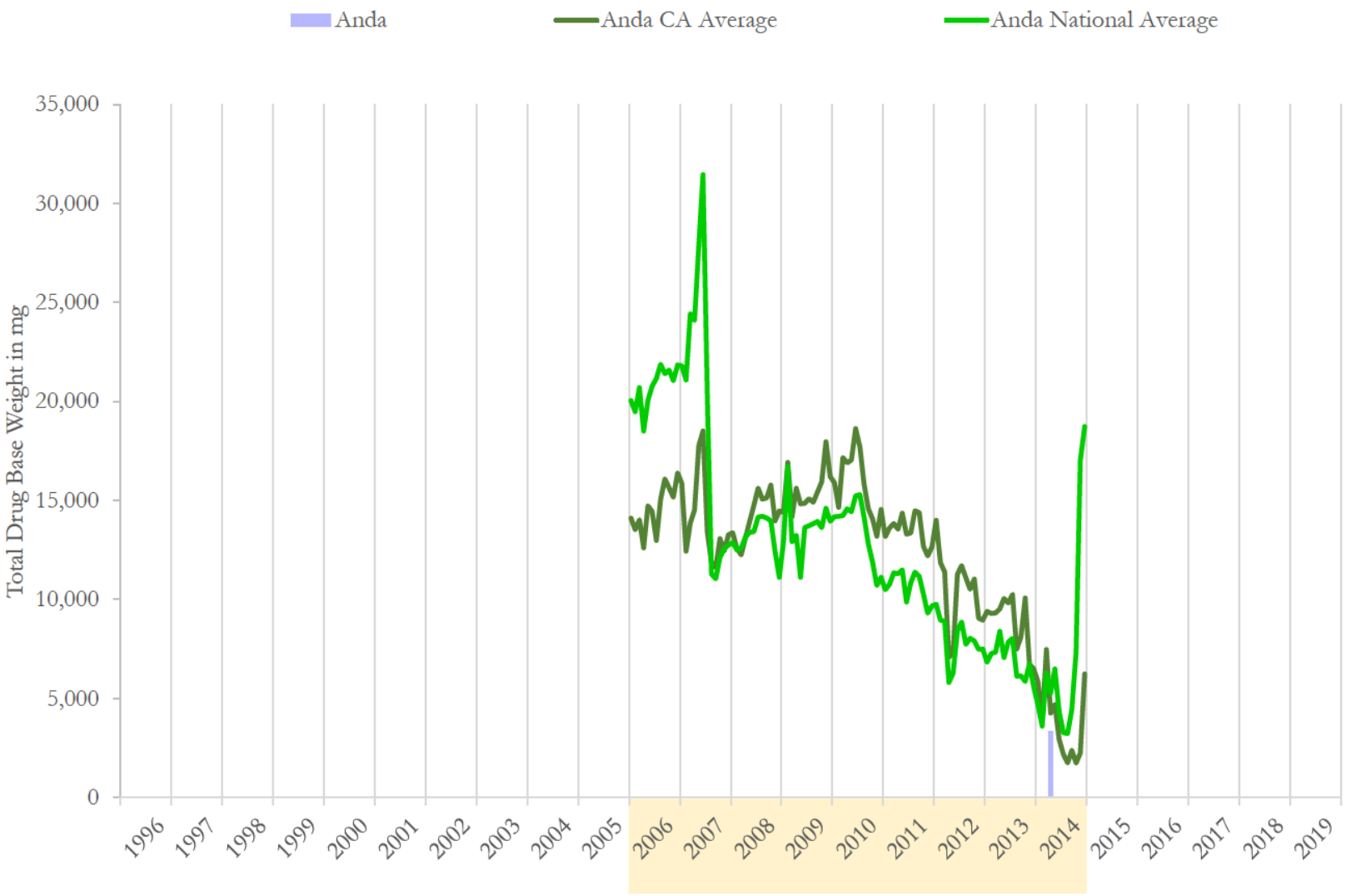

National and state averages reflect hydrocodone shipped from Anda, Inc to all active pharmacies each month.
Data source: ARCOS (2006-2014) and Defendant Distribution Data (Anda 12/1996 - 1/2015)

Anda, Inc Hydrocodone Shipments to Walgreens # 07150

	Dosage Units		MME		Drug Base Weight in mg	
Date	Anda	% Change	Anda	% Change	Anda	% Change
01/2014	0	n/a	0	n/a	0	n/a
02/2014	0	n/a	0	n/a	0	n/a
03/2014	0	n/a	0	n/a	0	n/a
04/2014	600	n/a	3,330	n/a	3,330	n/a
05/2014	0	-100.0%	0	-100.0%	0	-100.0%
06/2014	0	n/a	0	n/a	0	n/a
07/2014	0	n/a	0	n/a	0	n/a
08/2014	0	n/a	0	n/a	0	n/a
09/2014	0	n/a	0	n/a	0	n/a
10/2014	0	n/a	0	n/a	0	n/a
11/2014	0	n/a	0	n/a	0	n/a
12/2014	0	n/a	0	n/a	0	n/a
01/2015	0	n/a	0	n/a	0	n/a
02/2015	0	n/a	0	n/a	0	n/a
03/2015	0	n/a	0	n/a	0	n/a
04/2015	0	n/a	0	n/a	0	n/a
05/2015	0	n/a	0	n/a	0	n/a
06/2015	0	n/a	0	n/a	0	n/a
07/2015	0	n/a	0	n/a	0	n/a
08/2015	0	n/a	0	n/a	0	n/a
09/2015	0	n/a	0	n/a	0	n/a
10/2015	0	n/a	0	n/a	0	n/a
11/2015	0	n/a	0	n/a	0	n/a
12/2015	0	n/a	0	n/a	0	n/a

Data source: ARCOS (2006-2014) and Defendant Distribution Data (Anda 12/1996 - 1/2015)

Walgreens # 07150 (2/2005 to 12/2017)
DEA: BW9087722
965 Geneva Ave
San Francisco, CA 94112

Anda, Inc Hydrocodone Shipments to Walgreens # 07150

	Dosage Units		MME		Drug Base Weight in mg	
Date	**Anda**	**% Change**	**Anda**	**% Change**	**Anda**	**% Change**
1996	0		0		0	
1997	0	n/a	0	n/a	0	n/a
1998	0	n/a	0	n/a	0	n/a
1999	0	n/a	0	n/a	0	n/a
2000	0	n/a	0	n/a	0	n/a
2001	0	n/a	0	n/a	0	n/a
2002	0	n/a	0	n/a	0	n/a
2003	0	n/a	0	n/a	0	n/a
2004	0	n/a	0	n/a	0	n/a
2005	0	n/a	0	n/a	0	n/a
2006	0	n/a	0	n/a	0	n/a
2007	0	n/a	0	n/a	0	n/a
2008	0	n/a	0	n/a	0	n/a
2009	0	n/a	0	n/a	0	n/a
2010	0	n/a	0	n/a	0	n/a
2011	0	n/a	0	n/a	0	n/a
2012	0	n/a	0	n/a	0	n/a
2013	0	n/a	0	n/a	0	n/a
2014	600	n/a	3,330	n/a	3,330	n/a
2015	0	-100.0%	0	-100.0%	0	-100.0%
2016	0	n/a	0	n/a	0	n/a
2017	0	n/a	0	n/a	0	n/a
2018	0	n/a	0	n/a	0	n/a
2019	0	n/a	0	n/a	0	n/a
Total	**600**		**3,330**		**3,330**	

Data source: ARCOS (2006-2014) and Defendant Distribution Data (Anda 12/1996 - 1/2015)

Walgreens # 07150 (2/2005 to 12/2017)
DEA: BW9087722
965 Geneva Ave
San Francisco, CA 94112

Anda, Inc Hydrocodone Shipments to Walgreens # 07150, by Strength

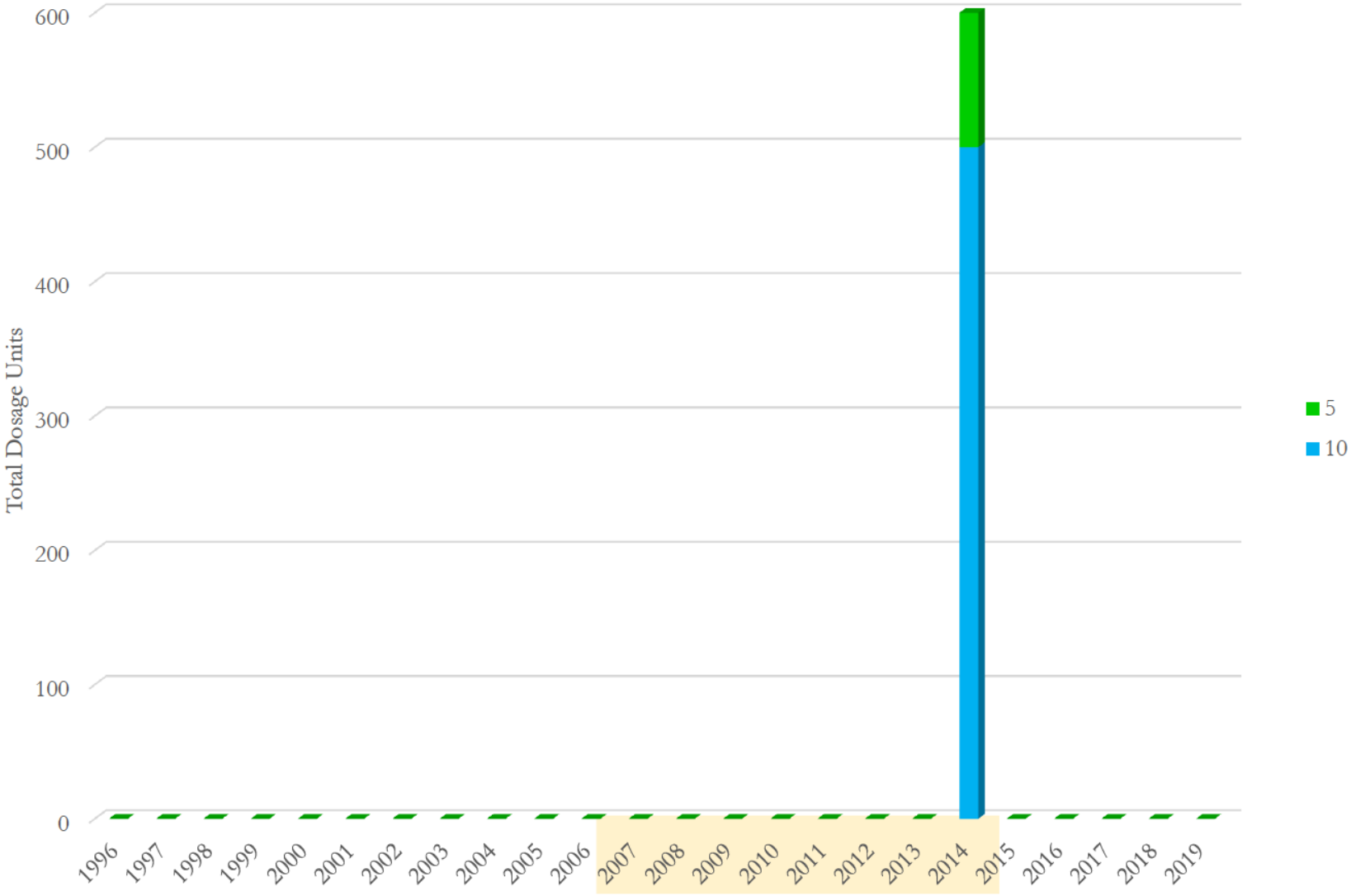

Data source: ARCOS (2006-2014) and Defendant Distribution Data (Anda 12/1996 - 1/2015)

Walgreens # 07150 (2/2005 to 12/2017)
DEA: BW9087722
965 Geneva Ave
San Francisco, CA 94112

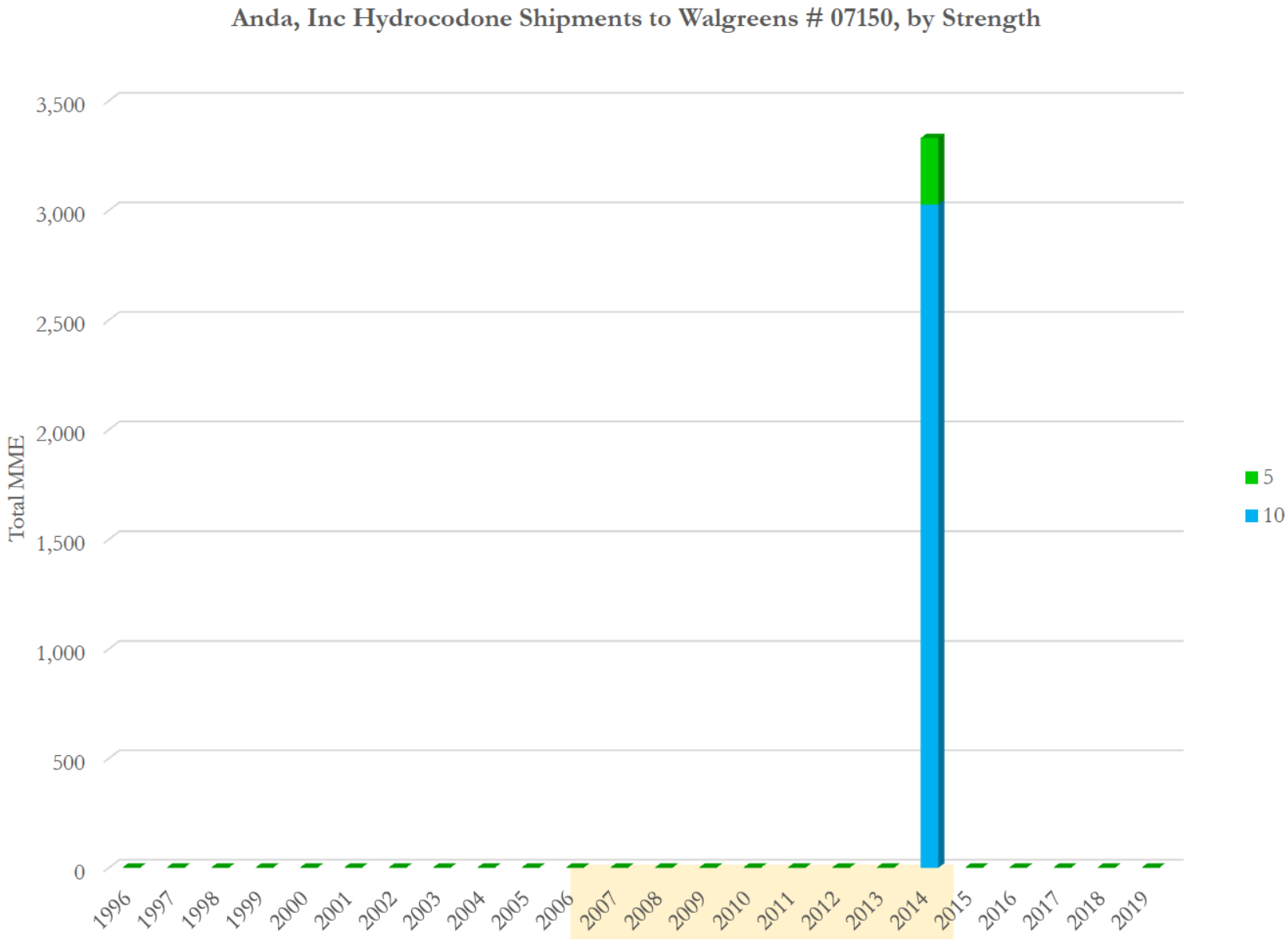

Data source: ARCOS (2006-2014) and Defendant Distribution Data (Anda 12/1996 - 1/2015)

Walgreens # 07150 (2/2005 to 12/2017)
DEA: BW9087722
965 Geneva Ave
San Francisco, CA 94112

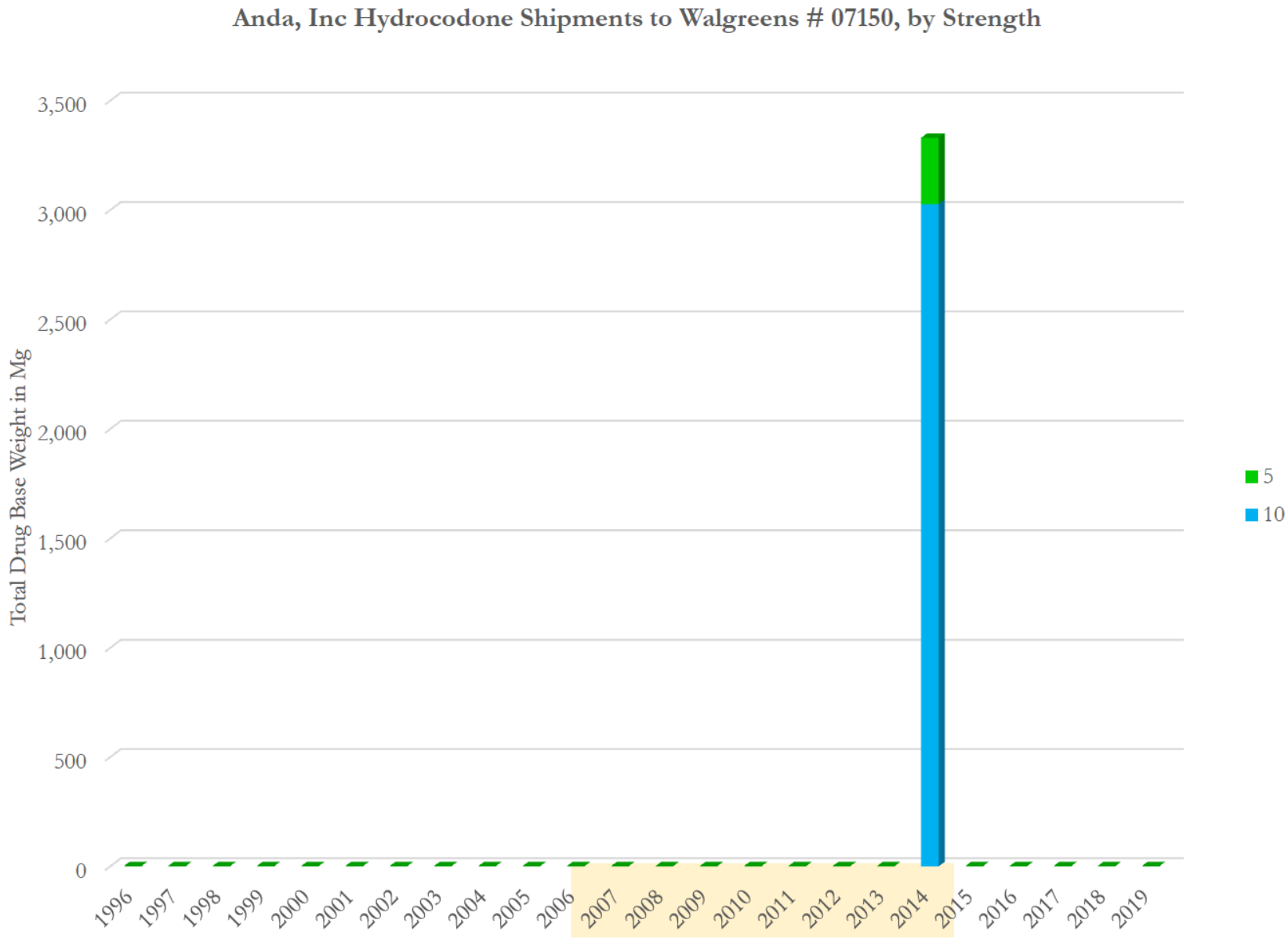

Data source: ARCOS (2006-2014) and Defendant Distribution Data (Anda 12/1996 - 1/2015)

Anda, Inc Hydrocodone Shipments to Walgreens # 07150, by Strength
(Total Dosage Units)

Strength Year\	10	5	Total	Avg. Str
1996	0	0	**0**	
1997	0	0	**0**	
1998	0	0	**0**	
1999	0	0	**0**	
2000	0	0	**0**	
2001	0	0	**0**	
2002	0	0	**0**	
2003	0	0	**0**	
2004	0	0	**0**	
2005	0	0	**0**	
2006	0	0	**0**	
2007	0	0	**0**	
2008	0	0	**0**	
2009	0	0	**0**	
2010	0	0	**0**	
2011	0	0	**0**	
2012	0	0	**0**	
2013	0	0	**0**	
2014	500	100	**600**	9.17
2015	0	0	**0**	
2016	0	0	**0**	
2017	0	0	**0**	
2018	0	0	**0**	
2019	0	0	**0**	
Total	**500**	**100**	**600**	9.17

Data source: ARCOS (2006-2014) and Defendant Distribution Data (Anda 12/1996 - 1/2015)

Walgreens # 07150 (2/2005 to 12/2017)
DEA: BW9087722
965 Geneva Ave
San Francisco, CA 94112

Anda, Inc Hydrocodone Shipments to Walgreens # 07150, by Strength
(Total MME)

Strength Year\	10	5	Total	Avg. Str
1996	0	0	**0**	
1997	0	0	**0**	
1998	0	0	**0**	
1999	0	0	**0**	
2000	0	0	**0**	
2001	0	0	**0**	
2002	0	0	**0**	
2003	0	0	**0**	
2004	0	0	**0**	
2005	0	0	**0**	
2006	0	0	**0**	
2007	0	0	**0**	
2008	0	0	**0**	
2009	0	0	**0**	
2010	0	0	**0**	
2011	0	0	**0**	
2012	0	0	**0**	
2013	0	0	**0**	
2014	3,027	303	**3,330**	9.17
2015	0	0	**0**	
2016	0	0	**0**	
2017	0	0	**0**	
2018	0	0	**0**	
2019	0	0	**0**	
Total	**3,027**	**303**	**3,330**	9.17

Data source: ARCOS (2006-2014) and Defendant Distribution Data (Anda 12/1996 - 1/2015)

Anda, Inc Hydrocodone Shipments to Walgreens # 07150, by Strength
(Total Drug Base Weight in Milligram)

Strength Year\	10	5	Total	Avg. Str
1996	0	0	**0**	
1997	0	0	**0**	
1998	0	0	**0**	
1999	0	0	**0**	
2000	0	0	**0**	
2001	0	0	**0**	
2002	0	0	**0**	
2003	0	0	**0**	
2004	0	0	**0**	
2005	0	0	**0**	
2006	0	0	**0**	
2007	0	0	**0**	
2008	0	0	**0**	
2009	0	0	**0**	
2010	0	0	**0**	
2011	0	0	**0**	
2012	0	0	**0**	
2013	0	0	**0**	
2014	3,027	303	**3,330**	9.17
2015	0	0	**0**	
2016	0	0	**0**	
2017	0	0	**0**	
2018	0	0	**0**	
2019	0	0	**0**	
Total	**3,027**	**303**	**3,330**	9.17

Data source: ARCOS (2006-2014) and Defendant Distribution Data (Anda 12/1996 - 1/2015)

Walgreens # 07150 (2/2005 to 12/2017)
DEA: BW9087722
965 Geneva Ave
San Francisco, CA 94112

Walgreen Co Hydrocodone Shipments to Walgreens # 07150

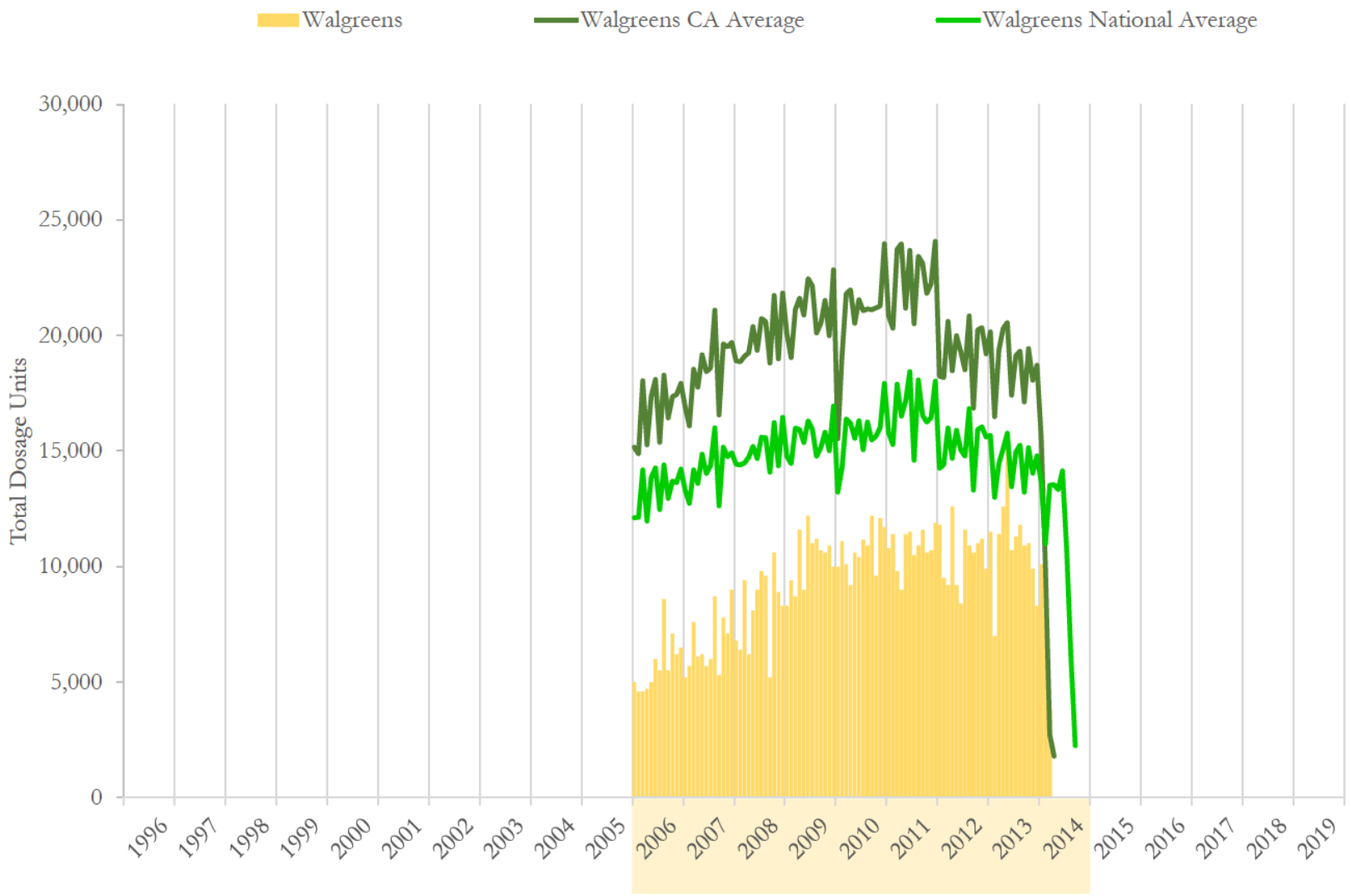

National and state averages reflect hydrocodone shipped from Walgreen Co to all active pharmacies each month.
Data source: ARCOS (2006-2014) and Defendant Distribution Data (Walgreens 1/2006 - 3/2014)

Walgreens # 07150 (2/2005 to 12/2017)
DEA: BW9087722
965 Geneva Ave
San Francisco, CA 94112

Walgreen Co Hydrocodone Shipments to Walgreens # 07150

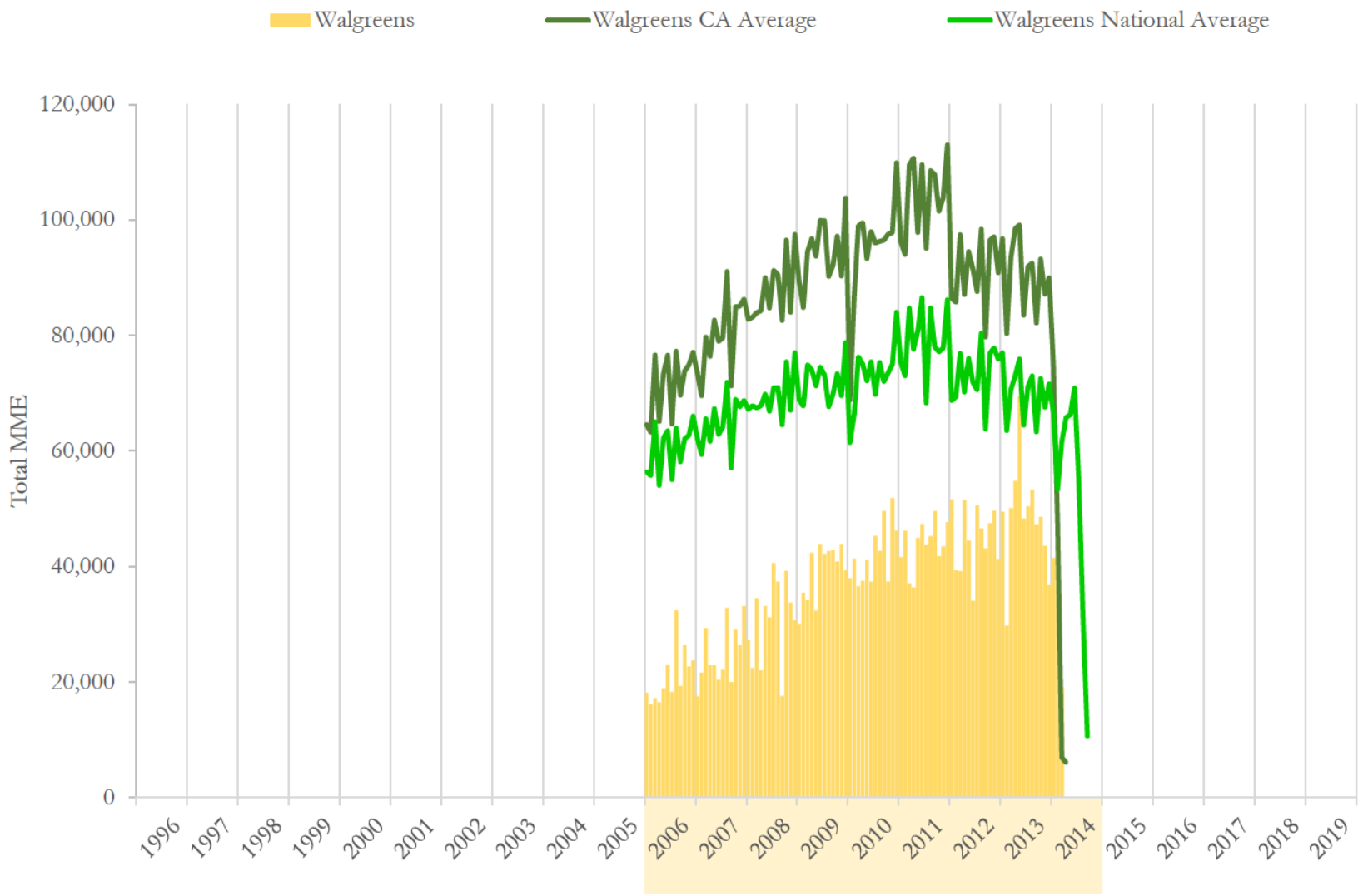

National and state averages reflect hydrocodone shipped from Walgreen Co to all active pharmacies each month.
Data source: ARCOS (2006-2014) and Defendant Distribution Data (Walgreens 1/2006 - 3/2014)

Walgreens # 07150 (2/2005 to 12/2017)
DEA: BW9087722
965 Geneva Ave
San Francisco, CA 94112

Walgreen Co Hydrocodone Shipments to Walgreens # 07150

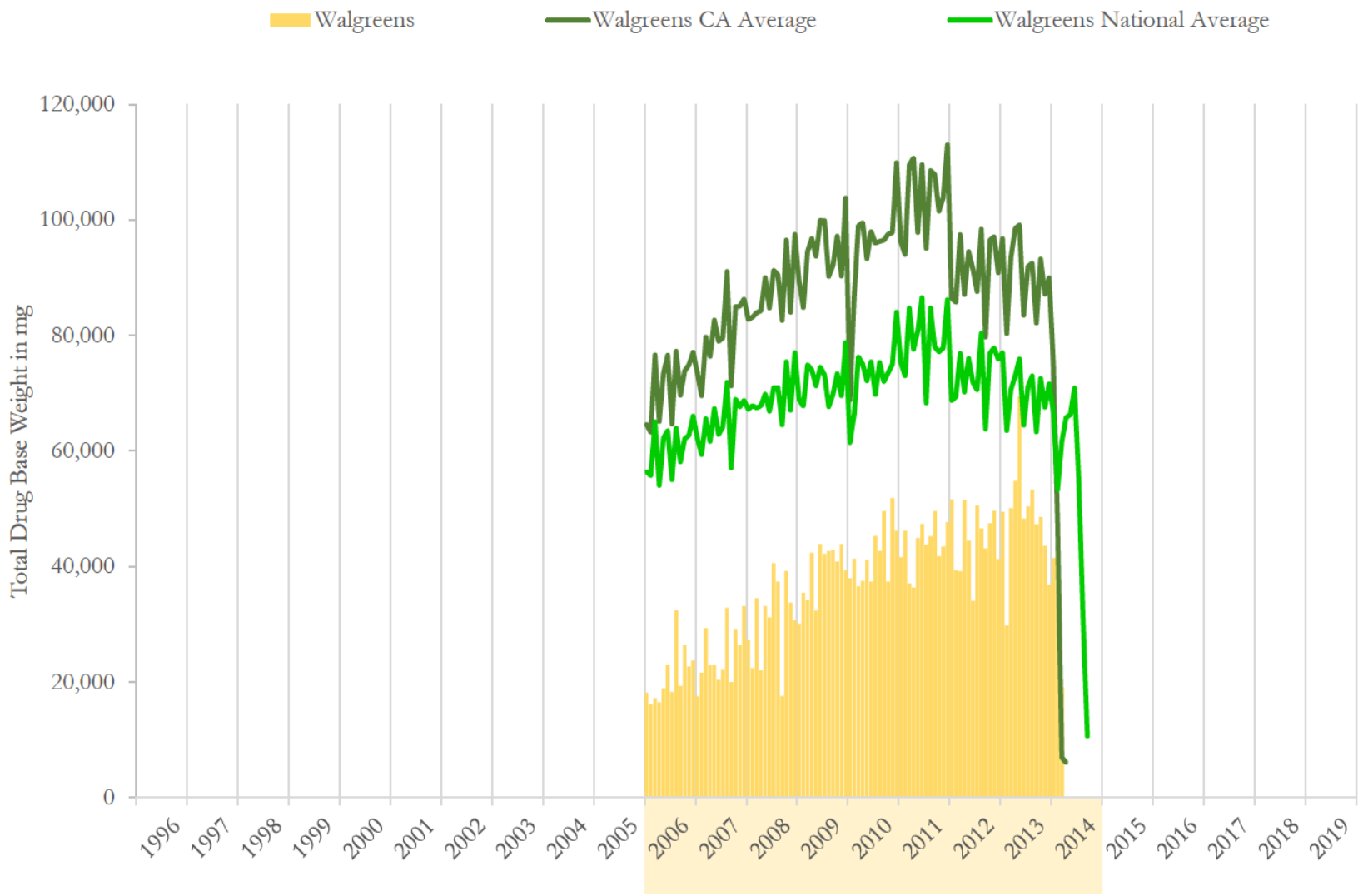

National and state averages reflect hydrocodone shipped from Walgreen Co to all active pharmacies each month.
Data source: ARCOS (2006-2014) and Defendant Distribution Data (Walgreens 1/2006 - 3/2014)

Walgreens # 07150 (2/2005 to 12/2017)
DEA: BW9087722
965 Geneva Ave
San Francisco, CA 94112

Walgreen Co Hydrocodone Shipments to Walgreens # 07150

	Dosage Units		MME		Drug Base Weight in mg	
Date	Walgreens	% Change	Walgreens	% Change	Walgreens	% Change
01/2006	5,000	n/a	18,121	n/a	18,121	n/a
02/2006	4,600	-8.0%	16,194	-10.6%	16,194	-10.6%
03/2006	4,600	0.0%	17,238	6.4%	17,238	6.4%
04/2006	4,700	2.2%	16,497	-4.3%	16,497	-4.3%
05/2006	5,000	6.4%	18,919	14.7%	18,919	14.7%
06/2006	6,000	20.0%	22,989	21.5%	22,989	21.5%
07/2006	5,500	-8.3%	18,305	-20.4%	18,305	-20.4%
08/2006	8,600	56.4%	32,389	76.9%	32,389	76.9%
09/2006	5,500	-36.0%	19,348	-40.3%	19,348	-40.3%
10/2006	7,100	29.1%	26,462	36.8%	26,462	36.8%
11/2006	6,200	-12.7%	22,694	-14.2%	22,694	-14.2%
12/2006	6,500	4.8%	23,746	4.6%	23,746	4.6%
01/2007	5,200	-20.0%	17,516	-26.2%	17,516	-26.2%
02/2007	5,700	9.6%	21,627	23.5%	21,627	23.5%
03/2007	7,600	33.3%	29,354	35.7%	29,354	35.7%
04/2007	6,100	-19.7%	22,964	-21.8%	22,964	-21.8%
05/2007	6,200	1.6%	22,981	0.1%	22,981	0.1%
06/2007	5,700	-8.1%	20,424	-11.1%	20,424	-11.1%
07/2007	6,000	5.3%	22,232	8.9%	22,232	8.9%
08/2007	8,700	45.0%	32,819	47.6%	32,819	47.6%
09/2007	5,300	-39.1%	19,970	-39.2%	19,970	-39.2%
10/2007	7,800	47.2%	29,202	46.2%	29,202	46.2%
11/2007	7,100	-9.0%	26,470	-9.4%	26,470	-9.4%
12/2007	9,000	26.8%	33,121	25.1%	33,121	25.1%

Data source: ARCOS (2006-2014) and Defendant Distribution Data (Walgreens 1/2006 - 3/2014)

Walgreens # 07150 (2/2005 to 12/2017)
DEA: BW9087722
965 Geneva Ave
San Francisco, CA 94112

Walgreen Co Hydrocodone Shipments to Walgreens # 07150

	Dosage Units		MME		Drug Base Weight in mg	
Date	Walgreens	% Change	Walgreens	% Change	Walgreens	% Change
01/2008	6,800	-24.4%	27,313	-17.5%	27,313	-17.5%
02/2008	6,400	-5.9%	22,400	-18.0%	22,400	-18.0%
03/2008	9,400	46.9%	34,508	54.1%	34,508	54.1%
04/2008	6,200	-34.0%	22,040	-36.1%	22,040	-36.1%
05/2008	8,100	30.6%	33,138	50.3%	33,138	50.3%
06/2008	9,000	11.1%	31,178	-5.9%	31,178	-5.9%
07/2008	9,800	8.9%	40,562	30.1%	40,562	30.1%
08/2008	9,600	-2.0%	37,383	-7.8%	37,383	-7.8%
09/2008	5,200	-45.8%	17,557	-53.0%	17,557	-53.0%
10/2008	10,600	103.8%	39,200	123.3%	39,200	123.3%
11/2008	8,900	-16.0%	33,751	-13.9%	33,751	-13.9%
12/2008	8,300	-6.7%	30,708	-9.0%	30,708	-9.0%
01/2009	8,300	0.0%	30,119	-1.9%	30,119	-1.9%
02/2009	9,400	13.3%	35,416	17.6%	35,416	17.6%
03/2009	8,700	-7.4%	34,189	-3.5%	34,189	-3.5%
04/2009	11,600	33.3%	42,362	23.9%	42,362	23.9%
05/2009	9,000	-22.4%	32,373	-23.6%	32,373	-23.6%
06/2009	12,200	35.6%	43,892	35.6%	43,892	35.6%
07/2009	11,000	-9.8%	42,210	-3.8%	42,210	-3.8%
08/2009	11,200	1.8%	42,681	1.1%	42,681	1.1%
09/2009	10,700	-4.5%	42,816	0.3%	42,816	0.3%
10/2009	10,600	-0.9%	40,865	-4.6%	40,865	-4.6%
11/2009	10,900	2.8%	43,859	7.3%	43,859	7.3%
12/2009	10,000	-8.3%	39,343	-10.3%	39,343	-10.3%

Data source: ARCOS (2006-2014) and Defendant Distribution Data (Walgreens 1/2006 - 3/2014)

Walgreens # 07150 (2/2005 to 12/2017)
DEA: BW9087722
965 Geneva Ave
San Francisco, CA 94112

Walgreen Co Hydrocodone Shipments to Walgreens # 07150

	Dosage Units		MME		Drug Base Weight in mg	
Date	Walgreens	% Change	Walgreens	% Change	Walgreens	% Change
01/2010	10,000	0.0%	37,956	-3.5%	37,956	-3.5%
02/2010	11,100	11.0%	41,319	8.9%	41,319	8.9%
03/2010	10,100	-9.0%	36,602	-11.4%	36,602	-11.4%
04/2010	9,200	-8.9%	37,502	2.5%	37,502	2.5%
05/2010	10,600	15.2%	41,159	9.8%	41,159	9.8%
06/2010	10,400	-1.9%	37,375	-9.2%	37,375	-9.2%
07/2010	11,160	7.3%	45,290	21.2%	45,290	21.2%
08/2010	10,900	-2.3%	42,681	-5.8%	42,681	-5.8%
09/2010	12,200	11.9%	49,627	16.3%	49,627	16.3%
10/2010	9,600	-21.3%	37,383	-24.7%	37,383	-24.7%
11/2010	12,100	26.0%	51,864	38.7%	51,864	38.7%
12/2010	11,700	-3.3%	46,146	-11.0%	46,146	-11.0%
01/2011	10,800	-7.7%	41,613	-9.8%	41,613	-9.8%
02/2011	11,400	5.6%	46,162	10.9%	46,162	10.9%
03/2011	9,800	-14.0%	37,073	-19.7%	37,073	-19.7%
04/2011	9,000	-8.2%	36,324	-2.0%	36,324	-2.0%
05/2011	11,400	26.7%	44,935	23.7%	44,935	23.7%
06/2011	11,500	0.9%	47,373	5.4%	47,373	5.4%
07/2011	10,500	-8.7%	43,740	-7.7%	43,740	-7.7%
08/2011	10,900	3.8%	45,246	3.4%	45,246	3.4%
09/2011	11,600	6.4%	49,627	9.7%	49,627	9.7%
10/2011	10,600	-8.6%	41,764	-15.8%	41,764	-15.8%
11/2011	10,700	0.9%	43,429	4.0%	43,429	4.0%
12/2011	11,900	11.2%	47,675	9.8%	47,675	9.8%

Data source: ARCOS (2006-2014) and Defendant Distribution Data (Walgreens 1/2006 - 3/2014)

Walgreens # 07150 (2/2005 to 12/2017)
DEA: BW9087722
965 Geneva Ave
San Francisco, CA 94112

Walgreen Co Hydrocodone Shipments to Walgreens # 07150

	Dosage Units		MME		Drug Base Weight in mg	
Date	Walgreens	% Change	Walgreens	% Change	Walgreens	% Change
01/2012	11,800	-0.8%	51,602	8.2%	51,602	8.2%
02/2012	9,500	-19.5%	39,351	-23.7%	39,351	-23.7%
03/2012	9,200	-3.2%	39,192	-0.4%	39,192	-0.4%
04/2012	12,600	37.0%	51,459	31.3%	51,459	31.3%
05/2012	9,200	-27.0%	44,497	-13.5%	44,497	-13.5%
06/2012	8,400	-8.7%	34,054	-23.5%	34,054	-23.5%
07/2012	11,600	38.1%	50,527	48.4%	50,527	48.4%
08/2012	10,900	-6.0%	46,616	-7.7%	46,616	-7.7%
09/2012	10,600	-2.8%	43,127	-7.5%	43,127	-7.5%
10/2012	11,000	3.8%	47,516	10.2%	47,516	10.2%
11/2012	11,200	1.8%	49,643	4.5%	49,643	4.5%
12/2012	9,900	-11.6%	41,310	-16.8%	41,310	-16.8%
01/2013	11,500	16.2%	49,475	19.8%	49,475	19.8%
02/2013	7,000	-39.1%	29,767	-39.8%	29,767	-39.8%
03/2013	11,400	62.9%	50,081	68.2%	50,081	68.2%
04/2013	12,600	10.5%	54,789	9.4%	54,789	9.4%
05/2013	15,400	22.2%	69,462	26.8%	69,462	26.8%
06/2013	10,700	-30.5%	48,273	-30.5%	48,273	-30.5%
07/2013	11,300	5.6%	50,383	4.4%	50,383	4.4%
08/2013	11,800	4.4%	53,275	5.7%	53,275	5.7%
09/2013	10,900	-7.6%	47,340	-11.1%	47,340	-11.1%
10/2013	11,000	0.9%	48,575	2.6%	48,575	2.6%
11/2013	9,900	-10.0%	43,581	-10.3%	43,581	-10.3%
12/2013	8,300	-16.2%	36,905	-15.3%	36,905	-15.3%

Data source: ARCOS (2006-2014) and Defendant Distribution Data (Walgreens 1/2006 - 3/2014)

Walgreens # 07150 (2/2005 to 12/2017)
DEA: BW9087722
965 Geneva Ave
San Francisco, CA 94112

Walgreen Co Hydrocodone Shipments to Walgreens # 07150

	Dosage Units		MME		Drug Base Weight in mg	
Date	Walgreens	% Change	Walgreens	% Change	Walgreens	% Change
01/2014	10,100	21.7%	41,470	12.4%	41,470	12.4%
02/2014	9,900	-2.0%	43,589	5.1%	43,589	5.1%
03/2014	3,900	-60.6%	19,070	-56.3%	19,070	-56.3%
04/2014	0	-100.0%	0	-100.0%	0	-100.0%
05/2014	0	n/a	0	n/a	0	n/a
06/2014	0	n/a	0	n/a	0	n/a
07/2014	0	n/a	0	n/a	0	n/a
08/2014	0	n/a	0	n/a	0	n/a
09/2014	0	n/a	0	n/a	0	n/a
10/2014	0	n/a	0	n/a	0	n/a
11/2014	0	n/a	0	n/a	0	n/a
12/2014	0	n/a	0	n/a	0	n/a
01/2015	0	n/a	0	n/a	0	n/a
02/2015	0	n/a	0	n/a	0	n/a
03/2015	0	n/a	0	n/a	0	n/a
04/2015	0	n/a	0	n/a	0	n/a
05/2015	0	n/a	0	n/a	0	n/a
06/2015	0	n/a	0	n/a	0	n/a
07/2015	0	n/a	0	n/a	0	n/a
08/2015	0	n/a	0	n/a	0	n/a
09/2015	0	n/a	0	n/a	0	n/a
10/2015	0	n/a	0	n/a	0	n/a
11/2015	0	n/a	0	n/a	0	n/a
12/2015	0	n/a	0	n/a	0	n/a

Data source: ARCOS (2006-2014) and Defendant Distribution Data (Walgreens 1/2006 - 3/2014)

Walgreens # 07150 (2/2005 to 12/2017)
DEA: BW9087722
965 Geneva Ave
San Francisco, CA 94112

Walgreen Co Hydrocodone Shipments to Walgreens # 07150

	Dosage Units		MME		Drug Base Weight in mg	
Date	Walgreens	% Change	Walgreens	% Change	Walgreens	% Change
1996	0		0		0	
1997	0	n/a	0	n/a	0	n/a
1998	0	n/a	0	n/a	0	n/a
1999	0	n/a	0	n/a	0	n/a
2000	0	n/a	0	n/a	0	n/a
2001	0	n/a	0	n/a	0	n/a
2002	0	n/a	0	n/a	0	n/a
2003	0	n/a	0	n/a	0	n/a
2004	0	n/a	0	n/a	0	n/a
2005	0	n/a	0	n/a	0	n/a
2006	69,300	n/a	252,903	n/a	252,903	n/a
2007	80,400	16.0%	298,681	18.1%	298,681	18.1%
2008	98,300	22.3%	369,737	23.8%	369,737	23.8%
2009	123,600	25.7%	470,123	27.2%	470,123	27.2%
2010	129,060	4.4%	504,904	7.4%	504,904	7.4%
2011	130,100	0.8%	524,960	4.0%	524,960	4.0%
2012	125,900	-3.2%	538,892	2.7%	538,892	2.7%
2013	131,800	4.7%	581,905	8.0%	581,905	8.0%
2014	23,900	-81.9%	104,129	-82.1%	104,129	-82.1%
2015	0	-100.0%	0	-100.0%	0	-100.0%
2016	0	n/a	0	n/a	0	n/a
2017	0	n/a	0	n/a	0	n/a
2018	0	n/a	0	n/a	0	n/a
2019	0	n/a	0	n/a	0	n/a
Total	**912,360**		**3,646,234**		**3,646,234**	

Data source: ARCOS (2006-2014) and Defendant Distribution Data (Walgreens 1/2006 - 3/2014)

Walgreens # 07150 (2/2005 to 12/2017)
DEA: BW9087722
965 Geneva Ave
San Francisco, CA 94112

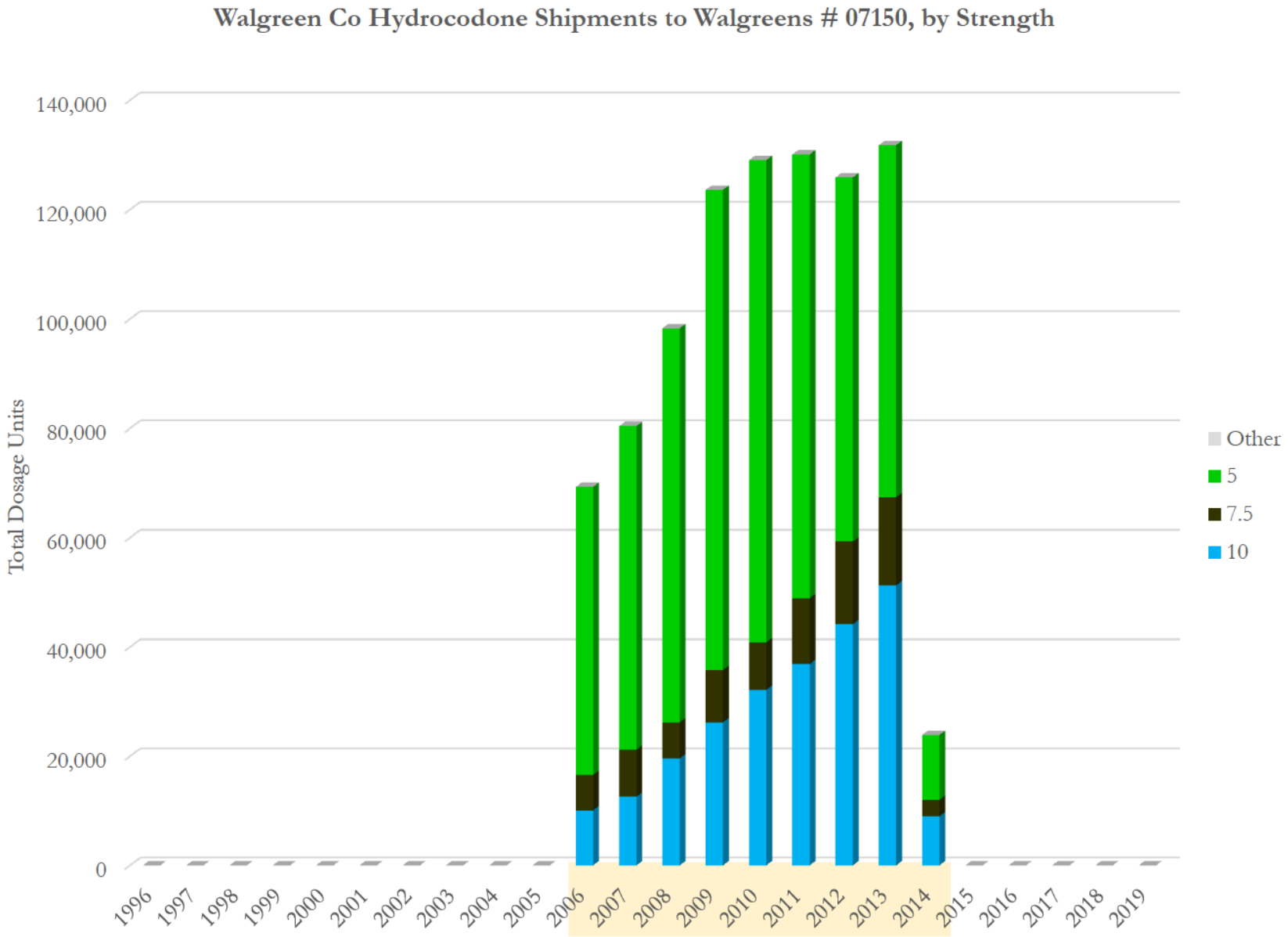

Data source: ARCOS (2006-2014) and Defendant Distribution Data (Walgreens 1/2006 - 3/2014)

Walgreens # 07150 (2/2005 to 12/2017)
DEA: BW9087722
965 Geneva Ave
San Francisco, CA 94112

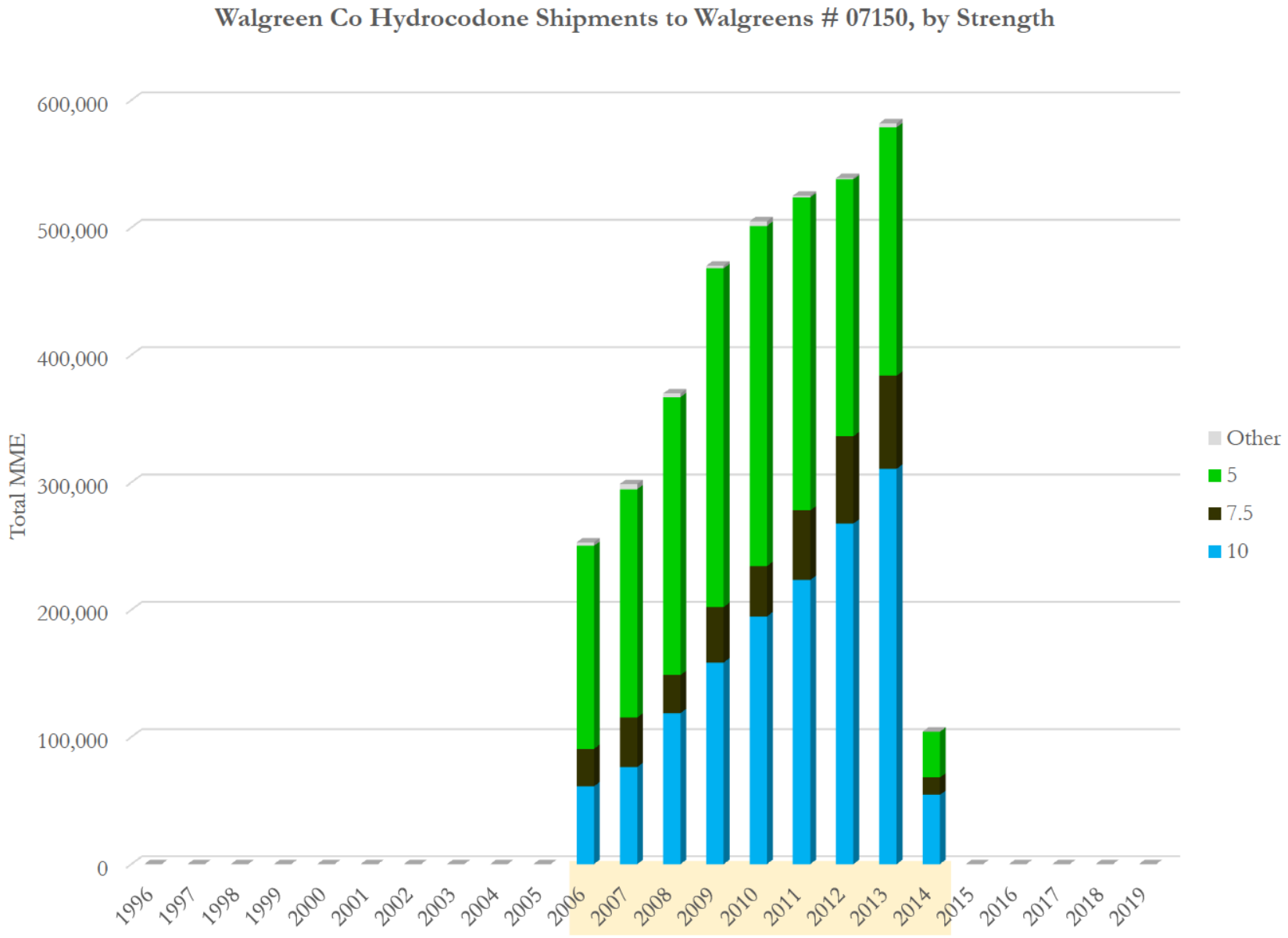

Data source: ARCOS (2006-2014) and Defendant Distribution Data (Walgreens 1/2006 - 3/2014)

Walgreens # 07150 (2/2005 to 12/2017)
DEA: BW9087722
965 Geneva Ave
San Francisco, CA 94112

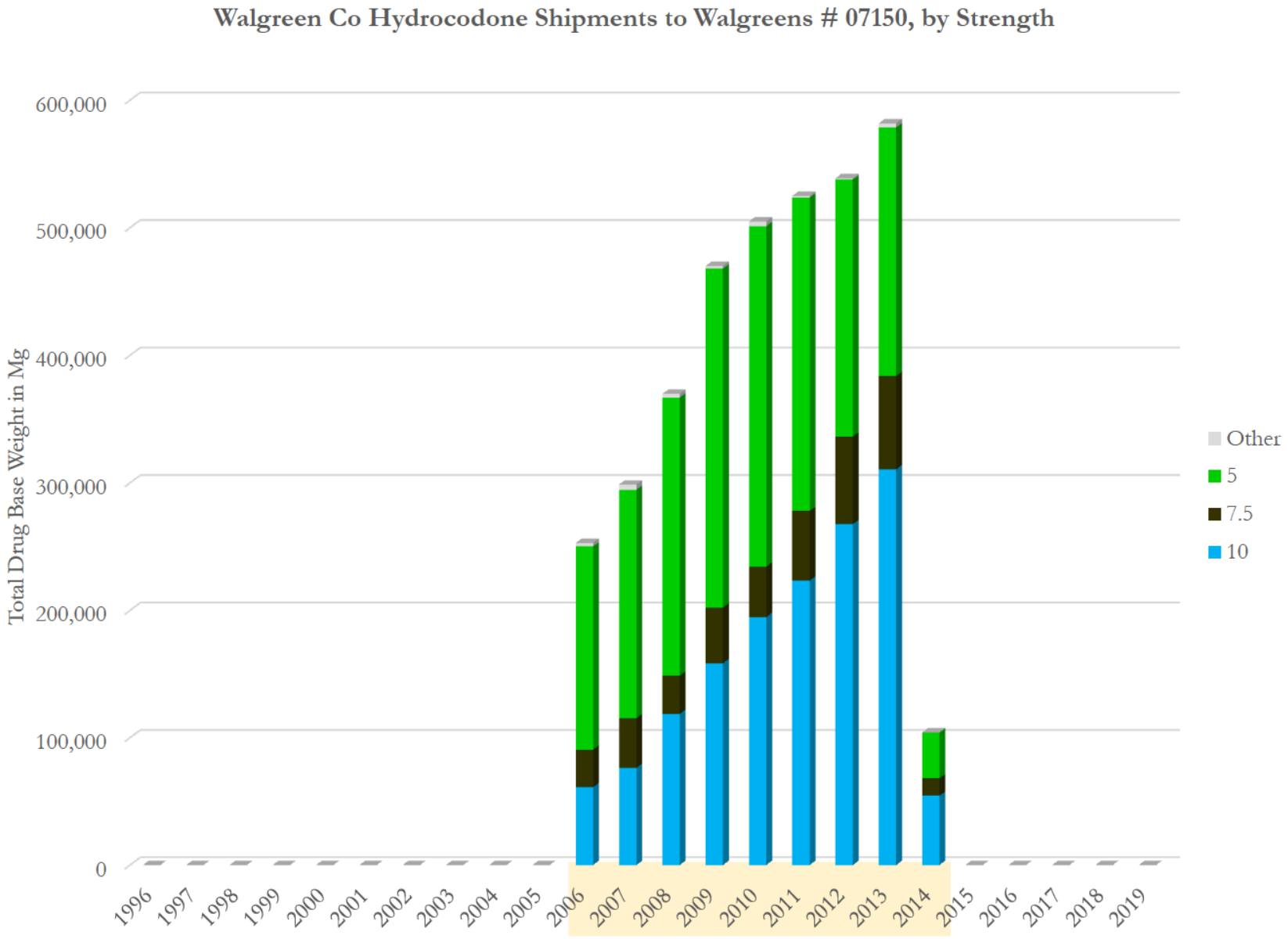

Data source: ARCOS (2006-2014) and Defendant Distribution Data (Walgreens 1/2006 - 3/2014)

Walgreens # 07150 (2/2005 to 12/2017)
DEA: BW9087722
965 Geneva Ave
San Francisco, CA 94112

Walgreen Co Hydrocodone Shipments to Walgreens # 07150, by Strength
(Total Dosage Units)

Strength Year\	10	7.5	5	Other	Total	Avg. Str
1996	0	0	0	0	**0**	
1997	0	0	0	0	**0**	
1998	0	0	0	0	**0**	
1999	0	0	0	0	**0**	
2000	0	0	0	0	**0**	
2001	0	0	0	0	**0**	
2002	0	0	0	0	**0**	
2003	0	0	0	0	**0**	
2004	0	0	0	0	**0**	
2005	0	0	0	0	**0**	
2006	10,100	6,500	52,700	0	**69,300**	5.96
2007	12,600	8,600	59,200	0	**80,400**	6.05
2008	19,600	6,600	72,100	0	**98,300**	6.16
2009	26,200	9,600	87,800	0	**123,600**	6.25
2010	32,160	8,700	88,200	0	**129,060**	6.41
2011	36,900	12,000	81,200	0	**130,100**	6.65
2012	44,200	15,100	66,600	0	**125,900**	7.06
2013	51,300	16,100	64,400	0	**131,800**	7.25
2014	9,000	3,000	11,900	0	**23,900**	7.20
2015	0	0	0	0	**0**	
2016	0	0	0	0	**0**	
2017	0	0	0	0	**0**	
2018	0	0	0	0	**0**	
2019	0	0	0	0	**0**	
Total	**242,060**	**86,200**	**584,100**	**0**	**912,360**	6.56

Data source: ARCOS (2006-2014) and Defendant Distribution Data (Walgreens 1/2006 - 3/2014)

Walgreens # 07150 (2/2005 to 12/2017)
DEA: BW9087722
965 Geneva Ave
San Francisco, CA 94112

Walgreen Co Hydrocodone Shipments to Walgreens # 07150, by Strength (Total MME)

Strength Year\	10	7.5	5	Other	Total	Avg. Str
1996	0	0	0	0	**0**	
1997	0	0	0	0	**0**	
1998	0	0	0	0	**0**	
1999	0	0	0	0	**0**	
2000	0	0	0	0	**0**	
2001	0	0	0	0	**0**	
2002	0	0	0	0	**0**	
2003	0	0	0	0	**0**	
2004	0	0	0	0	**0**	
2005	0	0	0	0	**0**	
2006	61,145	29,513	159,523	2,721	**252,903**	5.96
2007	76,280	39,048	179,198	4,153	**298,681**	6.05
2008	118,658	29,967	218,247	2,865	**369,737**	6.16
2009	158,615	43,589	265,771	2,148	**470,123**	6.25
2010	194,697	39,502	266,981	3,724	**504,904**	6.41
2011	223,393	54,486	245,792	1,289	**524,960**	6.65
2012	267,587	68,562	201,598	1,146	**538,892**	7.06
2013	310,570	73,102	194,939	3,294	**581,905**	7.25
2014	54,486	13,622	36,021	0	**104,129**	7.20
2015	0	0	0	0	**0**	
2016	0	0	0	0	**0**	
2017	0	0	0	0	**0**	
2018	0	0	0	0	**0**	
2019	0	0	0	0	**0**	
Total	**1,465,431**	**391,391**	**1,768,071**	**21,341**	**3,646,234**	6.56

Data source: ARCOS (2006-2014) and Defendant Distribution Data (Walgreens 1/2006 - 3/2014)

Walgreens # 07150 (2/2005 to 12/2017)
DEA: BW9087722
965 Geneva Ave
San Francisco, CA 94112

Walgreen Co Hydrocodone Shipments to Walgreens # 07150, by Strength
(Total Drug Base Weight in Milligram)

Strength Year\	10	7.5	5	Other	Total	Avg. Str
1996	0	0	0	0	**0**	
1997	0	0	0	0	**0**	
1998	0	0	0	0	**0**	
1999	0	0	0	0	**0**	
2000	0	0	0	0	**0**	
2001	0	0	0	0	**0**	
2002	0	0	0	0	**0**	
2003	0	0	0	0	**0**	
2004	0	0	0	0	**0**	
2005	0	0	0	0	**0**	
2006	61,145	29,513	159,523	2,721	**252,903**	5.96
2007	76,280	39,048	179,198	4,153	**298,681**	6.05
2008	118,658	29,967	218,247	2,865	**369,737**	6.16
2009	158,615	43,589	265,771	2,148	**470,123**	6.25
2010	194,697	39,502	266,981	3,724	**504,904**	6.41
2011	223,393	54,486	245,792	1,289	**524,960**	6.65
2012	267,587	68,562	201,598	1,146	**538,892**	7.06
2013	310,570	73,102	194,939	3,294	**581,905**	7.25
2014	54,486	13,622	36,021	0	**104,129**	7.20
2015	0	0	0	0	**0**	
2016	0	0	0	0	**0**	
2017	0	0	0	0	**0**	
2018	0	0	0	0	**0**	
2019	0	0	0	0	**0**	
Total	**1,465,431**	**391,391**	**1,768,071**	**21,341**	**3,646,234**	6.56

Data source: ARCOS (2006-2014) and Defendant Distribution Data (Walgreens 1/2006 - 3/2014)

Walgreens # 13640 (10/2009 to 8/2014)
DEA: FW1661962
500 Parnassus, I Level, Rm Mu-005
San Francisco, CA 94143

Walgreen Co Oxycodone Shipments to Walgreens # 13640

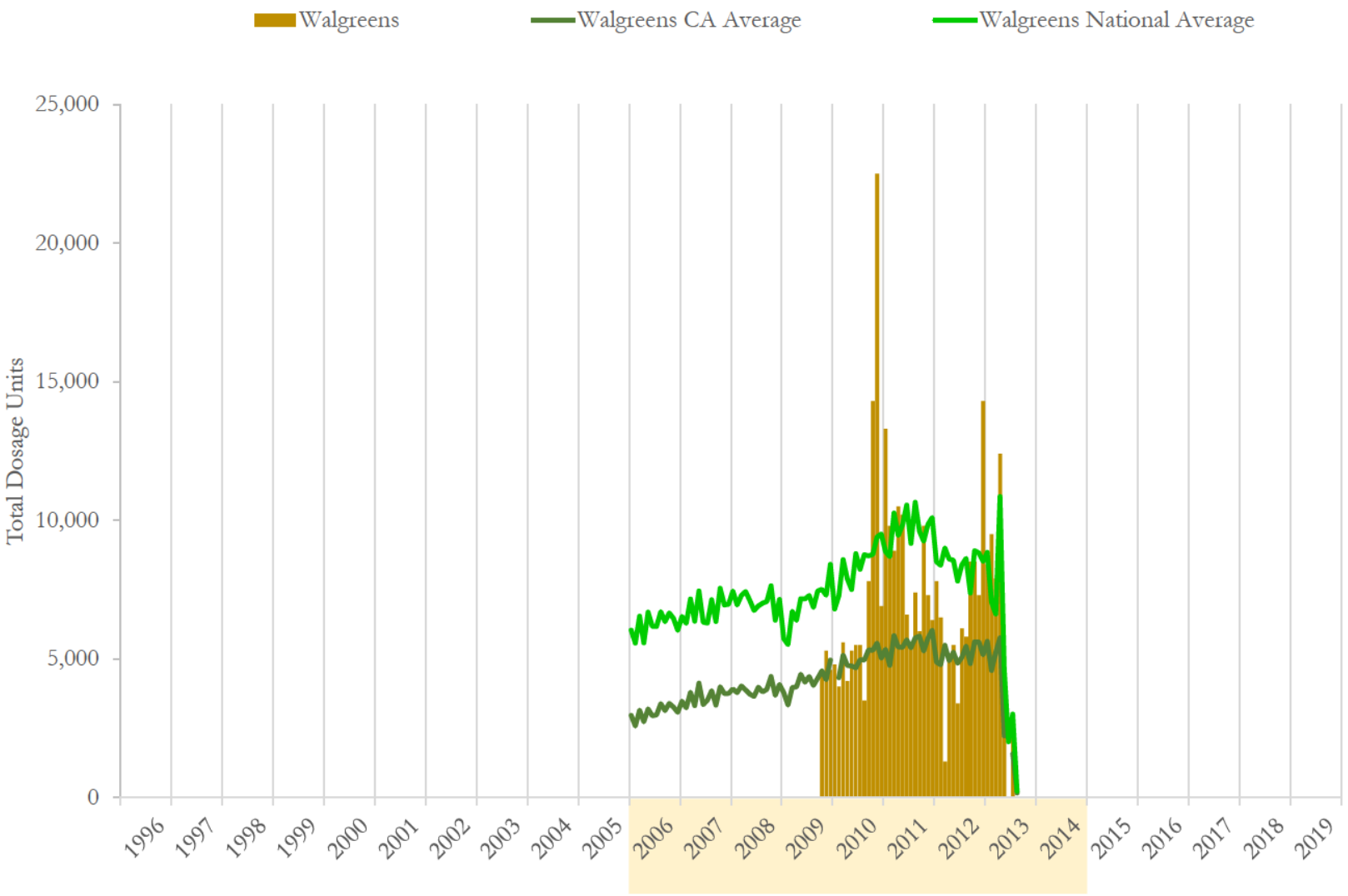

National and state averages reflect oxycodone shipped from Walgreen Co to all active pharmacies each month.
Data source: ARCOS (2006-2014) and Defendant Distribution Data (Walgreens 1/2006 - 3/2014)

Walgreens # 13640 (10/2009 to 8/2014)
DEA: FW1661962
500 Parnassus, I Level, Rm Mu-005
San Francisco, CA 94143

Walgreen Co Oxycodone Shipments to Walgreens # 13640

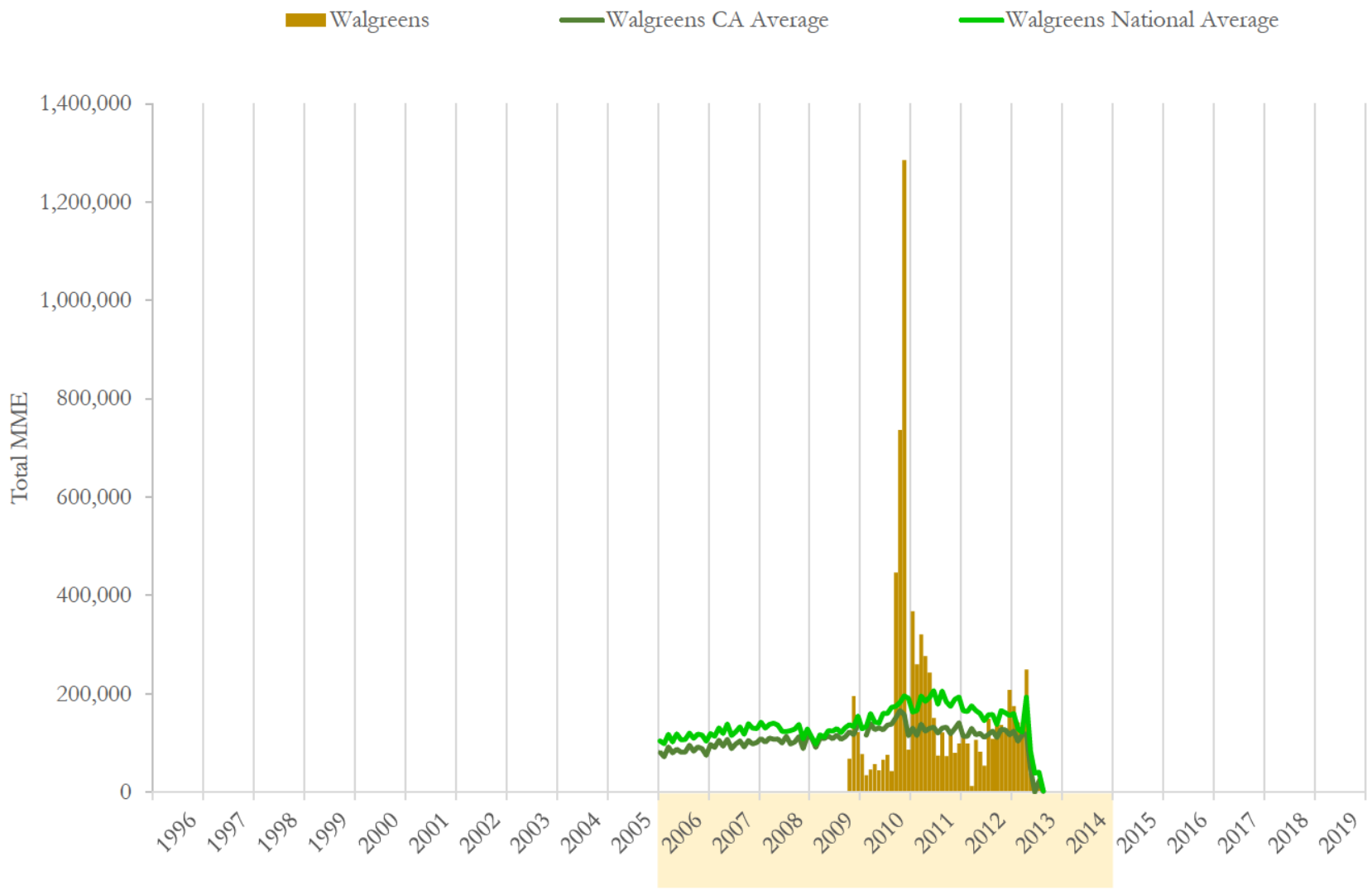

National and state averages reflect oxycodone shipped from Walgreen Co to all active pharmacies each month.
Data source: ARCOS (2006-2014) and Defendant Distribution Data (Walgreens 1/2006 - 3/2014)

Walgreens # 13640 (10/2009 to 8/2014)
DEA: FW1661962
500 Parnassus, I Level, Rm Mu-005
San Francisco, CA 94143

Walgreen Co Oxycodone Shipments to Walgreens # 13640

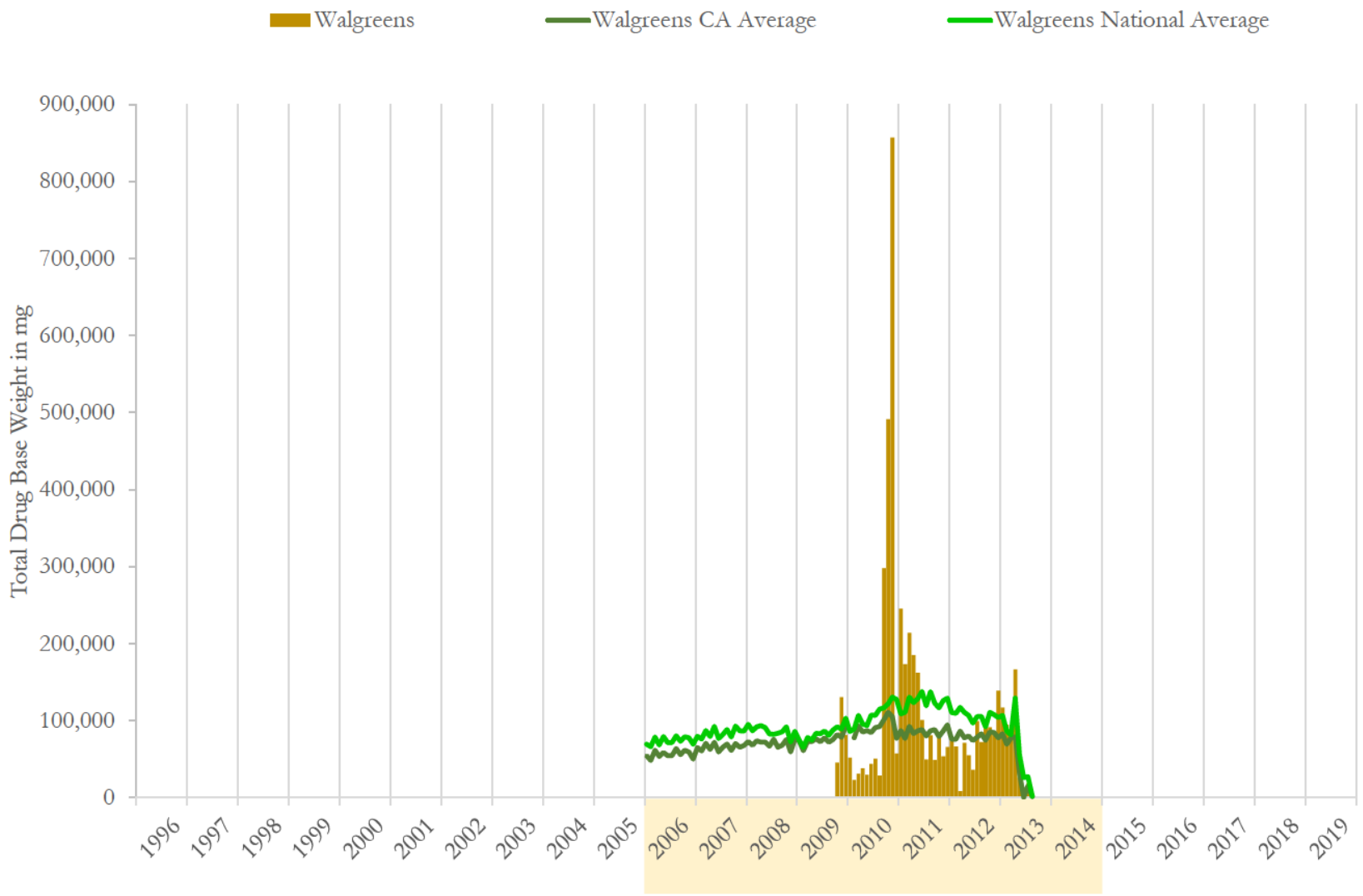

National and state averages reflect oxycodone shipped from Walgreen Co to all active pharmacies each month.
Data source: ARCOS (2006-2014) and Defendant Distribution Data (Walgreens 1/2006 - 3/2014)

Walgreen Co Oxycodone Shipments to Walgreens # 13640

	Dosage Units		MME		Drug Base Weight in mg	
Date	Walgreens	% Change	Walgreens	% Change	Walgreens	% Change
01/2008	0	n/a	0	n/a	0	n/a
02/2008	0	n/a	0	n/a	0	n/a
03/2008	0	n/a	0	n/a	0	n/a
04/2008	0	n/a	0	n/a	0	n/a
05/2008	0	n/a	0	n/a	0	n/a
06/2008	0	n/a	0	n/a	0	n/a
07/2008	0	n/a	0	n/a	0	n/a
08/2008	0	n/a	0	n/a	0	n/a
09/2008	0	n/a	0	n/a	0	n/a
10/2008	0	n/a	0	n/a	0	n/a
11/2008	0	n/a	0	n/a	0	n/a
12/2008	0	n/a	0	n/a	0	n/a
01/2009	0	n/a	0	n/a	0	n/a
02/2009	0	n/a	0	n/a	0	n/a
03/2009	0	n/a	0	n/a	0	n/a
04/2009	0	n/a	0	n/a	0	n/a
05/2009	0	n/a	0	n/a	0	n/a
06/2009	0	n/a	0	n/a	0	n/a
07/2009	0	n/a	0	n/a	0	n/a
08/2009	0	n/a	0	n/a	0	n/a
09/2009	0	n/a	0	n/a	0	n/a
10/2009	4,500	n/a	68,179	n/a	45,453	n/a
11/2009	5,300	17.8%	195,661	187.0%	130,441	187.0%
12/2009	4,600	-13.2%	121,834	-37.7%	81,223	-37.7%

Data source: ARCOS (2006-2014) and Defendant Distribution Data (Walgreens 1/2006 - 3/2014)

Walgreens # 13640 (10/2009 to 8/2014)
DEA: FW1661962
500 Parnassus, I Level, Rm Mu-005
San Francisco, CA 94143

Walgreen Co Oxycodone Shipments to Walgreens # 13640

	Dosage Units		MME		Drug Base Weight in mg	
Date	Walgreens	% Change	Walgreens	% Change	Walgreens	% Change
01/2010	4,800	4.3%	77,861	-36.1%	51,907	-36.1%
02/2010	4,000	-16.7%	34,291	-56.0%	22,861	-56.0%
03/2010	5,600	40.0%	46,125	34.5%	30,750	34.5%
04/2010	4,200	-25.0%	57,152	23.9%	38,101	23.9%
05/2010	5,300	26.2%	44,511	-22.1%	29,674	-22.1%
06/2010	5,500	3.8%	65,893	48.0%	43,929	48.0%
07/2010	5,500	0.0%	75,978	15.3%	50,652	15.3%
08/2010	3,500	-36.4%	42,696	-43.8%	28,464	-43.8%
09/2010	7,800	122.9%	446,457	945.7%	297,638	945.7%
10/2010	14,300	83.3%	736,520	65.0%	491,013	65.0%
11/2010	22,500	57.3%	1,285,514	74.5%	857,009	74.5%
12/2010	6,900	-69.3%	86,064	-93.3%	57,376	-93.3%
01/2011	13,300	92.8%	367,789	327.3%	245,193	327.3%
02/2011	9,800	-26.3%	259,873	-29.3%	173,249	-29.3%
03/2011	8,900	-9.2%	320,723	23.4%	213,815	23.4%
04/2011	10,500	18.0%	277,019	-13.6%	184,679	-13.6%
05/2011	10,200	-2.9%	243,198	-12.2%	162,132	-12.2%
06/2011	6,600	-35.3%	151,284	-37.8%	100,856	-37.8%
07/2011	5,500	-16.7%	74,499	-50.8%	49,666	-50.8%
08/2011	7,400	34.5%	121,431	63.0%	80,954	63.0%
09/2011	6,000	-18.9%	73,289	-39.6%	48,859	-39.6%
10/2011	9,800	63.3%	124,389	69.7%	82,926	69.7%
11/2011	7,300	-25.5%	80,013	-35.7%	53,342	-35.7%
12/2011	6,400	-12.3%	98,839	23.5%	65,893	23.5%

Data source: ARCOS (2006-2014) and Defendant Distribution Data (Walgreens 1/2006 - 3/2014)

Walgreen Co Oxycodone Shipments to Walgreens # 13640

	Dosage Units		MME		Drug Base Weight in mg	
Date	Walgreens	% Change	Walgreens	% Change	Walgreens	% Change
01/2012	7,800	21.9%	114,976	16.3%	76,651	16.3%
02/2012	6,500	-16.7%	99,512	-13.5%	66,341	-13.5%
03/2012	1,300	-80.0%	12,775	-87.2%	8,517	-87.2%
04/2012	5,200	300.0%	106,235	731.6%	70,824	731.6%
05/2012	5,500	5.8%	82,366	-22.5%	54,911	-22.5%
06/2012	3,400	-38.2%	53,790	-34.7%	35,860	-34.7%
07/2012	6,100	79.4%	149,267	177.5%	99,512	177.5%
08/2012	5,800	-4.9%	108,252	-27.5%	72,168	-27.5%
09/2012	8,500	46.6%	136,492	26.1%	90,995	26.1%
10/2012	8,500	0.0%	137,165	0.5%	91,443	0.5%
11/2012	7,300	-14.1%	126,407	-7.8%	84,271	-7.8%
12/2012	14,300	95.9%	208,100	64.6%	138,733	64.6%
01/2013	8,400	-41.3%	175,446	-15.7%	116,964	-15.7%
02/2013	9,500	13.1%	141,871	-19.1%	94,581	-19.1%
03/2013	7,900	-16.8%	131,786	-7.1%	87,857	-7.1%
04/2013	12,400	57.0%	249,451	89.3%	166,301	89.3%
05/2013	2,400	-80.6%	38,998	-84.4%	25,999	-84.4%
06/2013	0	-100.0%	0	-100.0%	0	-100.0%
07/2013	2,400	n/a	27,971	n/a	18,647	n/a
08/2013	0	-100.0%	0	-100.0%	0	-100.0%
09/2013	0	n/a	0	n/a	0	n/a
10/2013	0	n/a	0	n/a	0	n/a
11/2013	0	n/a	0	n/a	0	n/a
12/2013	0	n/a	0	n/a	0	n/a

Data source: ARCOS (2006-2014) and Defendant Distribution Data (Walgreens 1/2006 - 3/2014)

Walgreens # 13640 (10/2009 to 8/2014)
DEA: FW1661962
500 Parnassus, I Level, Rm Mu-005
San Francisco, CA 94143

Walgreen Co Oxycodone Shipments to Walgreens # 13640

	Dosage Units		MME		Drug Base Weight in mg	
Date	Walgreens	% Change	Walgreens	% Change	Walgreens	% Change
1996	0		0		0	
1997	0	n/a	0	n/a	0	n/a
1998	0	n/a	0	n/a	0	n/a
1999	0	n/a	0	n/a	0	n/a
2000	0	n/a	0	n/a	0	n/a
2001	0	n/a	0	n/a	0	n/a
2002	0	n/a	0	n/a	0	n/a
2003	0	n/a	0	n/a	0	n/a
2004	0	n/a	0	n/a	0	n/a
2005	0	n/a	0	n/a	0	n/a
2006	0	n/a	0	n/a	0	n/a
2007	0	n/a	0	n/a	0	n/a
2008	0	n/a	0	n/a	0	n/a
2009	14,400	n/a	385,674	n/a	257,116	n/a
2010	89,900	524.3%	2,999,061	677.6%	1,999,374	677.6%
2011	101,700	13.1%	2,192,346	-26.9%	1,461,564	-26.9%
2012	80,200	-21.1%	1,335,337	-39.1%	890,225	-39.1%
2013	43,000	-46.4%	765,522	-42.7%	510,348	-42.7%
2014	0	-100.0%	0	-100.0%	0	-100.0%
2015	0	n/a	0	n/a	0	n/a
2016	0	n/a	0	n/a	0	n/a
2017	0	n/a	0	n/a	0	n/a
2018	0	n/a	0	n/a	0	n/a
2019	0	n/a	0	n/a	0	n/a
Total	**329,200**		**7,677,940**		**5,118,627**	

Data source: ARCOS (2006-2014) and Defendant Distribution Data (Walgreens 1/2006 - 3/2014)

Walgreens # 13640 (10/2009 to 8/2014)
DEA: FW1661962
500 Parnassus, I Level, Rm Mu-005
San Francisco, CA 94143

Walgreen Co Oxycodone Shipments to Walgreens # 13640, by Strength

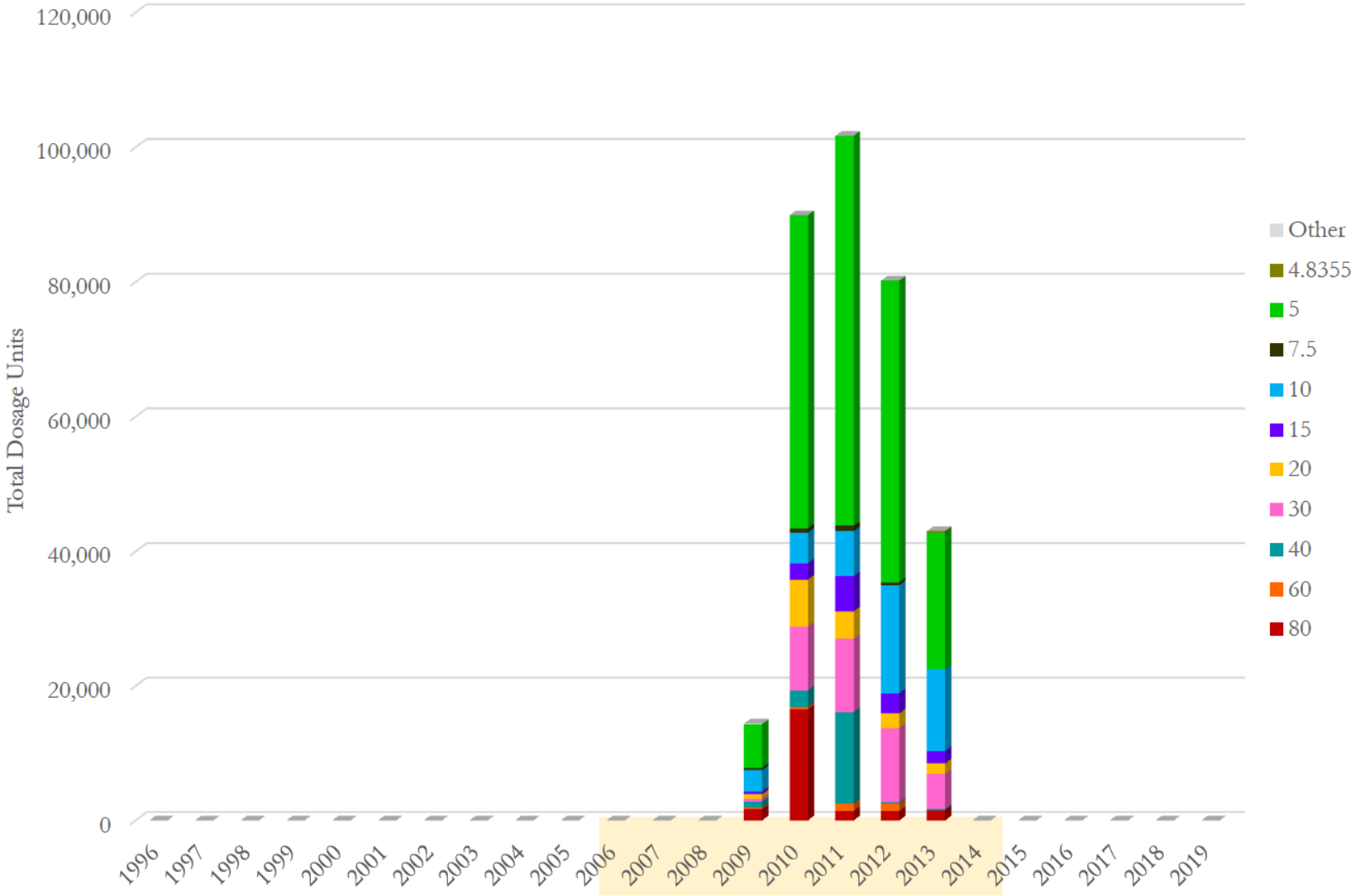

Data source: ARCOS (2006-2014) and Defendant Distribution Data (Walgreens 1/2006 - 3/2014)

Walgreens # 13640 (10/2009 to 8/2014)
DEA: FW1661962
500 Parnassus, I Level, Rm Mu-005
San Francisco, CA 94143

Walgreen Co Oxycodone Shipments to Walgreens # 13640, by Strength

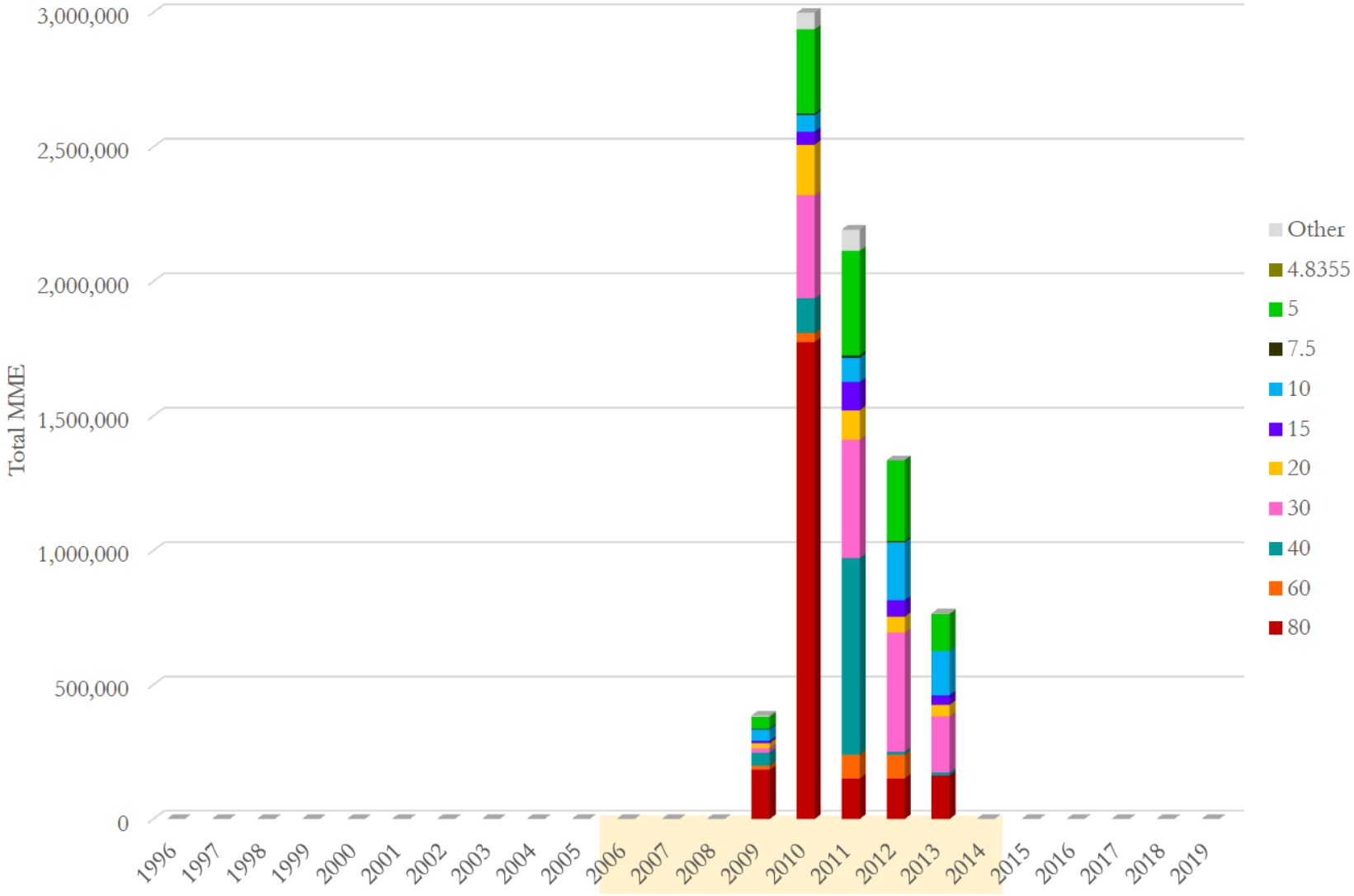

Data source: ARCOS (2006-2014) and Defendant Distribution Data (Walgreens 1/2006 - 3/2014)

Walgreens # 13640 (10/2009 to 8/2014)
DEA: FW1661962
500 Parnassus, I Level, Rm Mu-005
San Francisco, CA 94143

Walgreen Co Oxycodone Shipments to Walgreens # 13640, by Strength

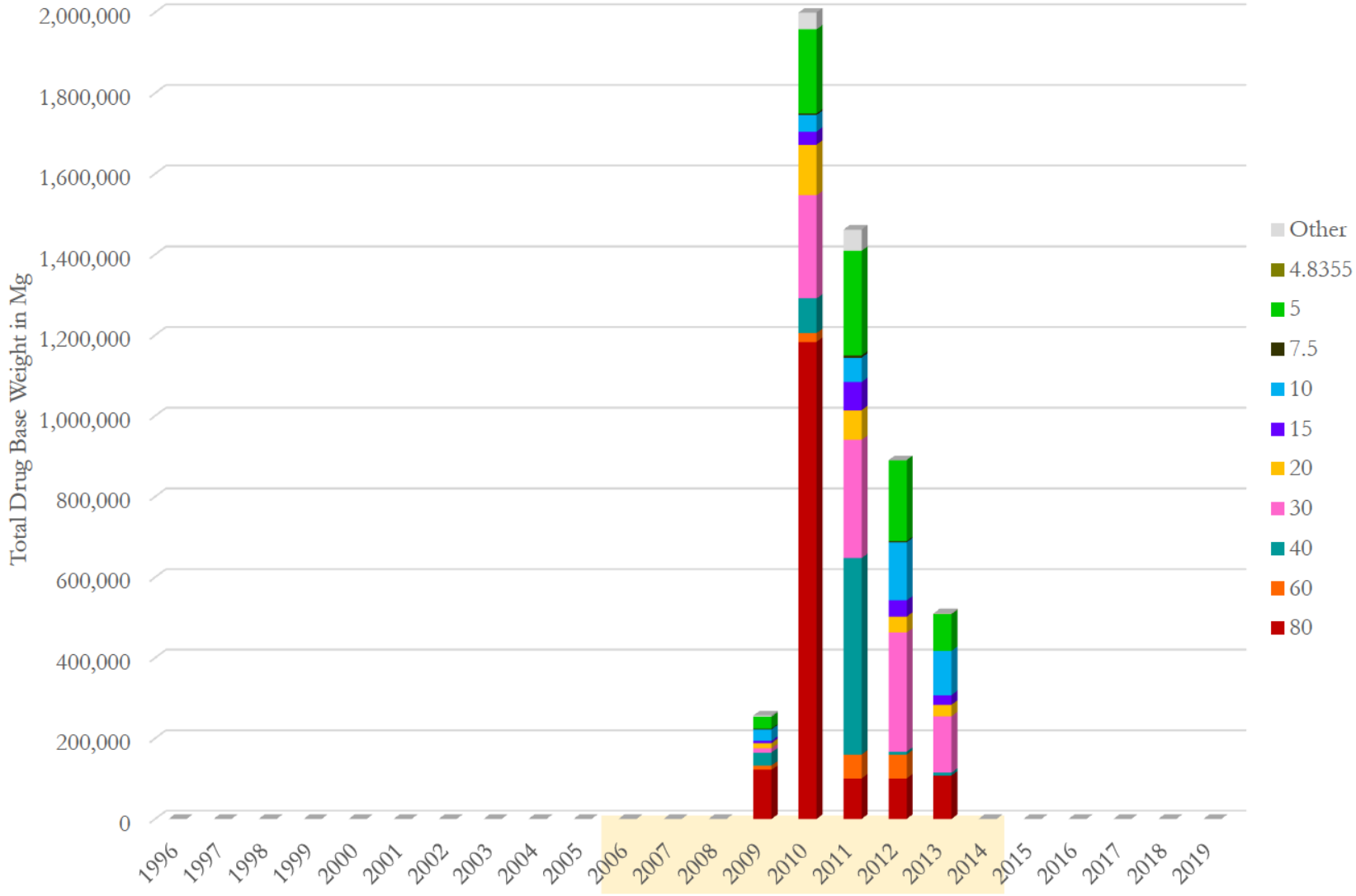

Data source: ARCOS (2006-2014) and Defendant Distribution Data (Walgreens 1/2006 - 3/2014)

Walgreens # 13640 (10/2009 to 8/2014)
DEA: FW1661962
500 Parnassus, I Level, Rm Mu-005
San Francisco, CA 94143

Walgreen Co Oxycodone Shipments to Walgreens # 13640, by Strength
(Total Dosage Units)

Strength Year\	80	60	40	30	20	15	10	7.5	5	4.8355	Other	Total	Avg. Str
1996	0	0	0	0	0	0	0	0	0	0	0	**0**	
1997	0	0	0	0	0	0	0	0	0	0	0	**0**	
1998	0	0	0	0	0	0	0	0	0	0	0	**0**	
1999	0	0	0	0	0	0	0	0	0	0	0	**0**	
2000	0	0	0	0	0	0	0	0	0	0	0	**0**	
2001	0	0	0	0	0	0	0	0	0	0	0	**0**	
2002	0	0	0	0	0	0	0	0	0	0	0	**0**	
2003	0	0	0	0	0	0	0	0	0	0	0	**0**	
2004	0	0	0	0	0	0	0	0	0	0	0	**0**	
2005	0	0	0	0	0	0	0	0	0	0	0	**0**	
2006	0	0	0	0	0	0	0	0	0	0	0	**0**	
2007	0	0	0	0	0	0	0	0	0	0	0	**0**	
2008	0	0	0	0	0	0	0	0	0	0	0	**0**	
2009	1,700	200	900	400	700	400	3,200	300	6,500	0	100	**14,400**	19.77
2010	16,500	400	2,400	9,500	7,000	2,400	4,600	600	46,500	0	0	**89,900**	24.29
2011	1,400	1,100	13,600	10,900	4,100	5,200	6,700	800	57,900	0	0	**101,700**	15.45
2012	1,400	1,100	200	11,000	2,200	3,000	16,100	400	44,800	0	0	**80,200**	12.38
2013	1,500	0	200	5,200	1,600	1,800	12,200	0	20,300	200	0	**43,000**	13.20
2014	0	0	0	0	0	0	0	0	0	0	0	**0**	
2015	0	0	0	0	0	0	0	0	0	0	0	**0**	
2016	0	0	0	0	0	0	0	0	0	0	0	**0**	
2017	0	0	0	0	0	0	0	0	0	0	0	**0**	
2018	0	0	0	0	0	0	0	0	0	0	0	**0**	
2019	0	0	0	0	0	0	0	0	0	0	0	**0**	
Total	**22,500**	**2,800**	**17,300**	**37,000**	**15,600**	**12,800**	**42,800**	**2,100**	**176,000**	**200**	**100**	**329,200**	17.01

Data source: ARCOS (2006-2014) and Defendant Distribution Data (Walgreens 1/2006 - 3/2014)

Walgreens # 13640 (10/2009 to 8/2014)
DEA: FW1661962
500 Parnassus, I Level, Rm Mu-005
San Francisco, CA 94143

Walgreen Co Oxycodone Shipments to Walgreens # 13640, by Strength
(Total MME)

Strength Year\	80	60	40	30	20	15	10	7.5	5	4.8355	Other	Total	Avg. Str
1996	0	0	0	0	0	0	0	0	0	0	0	**0**	
1997	0	0	0	0	0	0	0	0	0	0	0	**0**	
1998	0	0	0	0	0	0	0	0	0	0	0	**0**	
1999	0	0	0	0	0	0	0	0	0	0	0	**0**	
2000	0	0	0	0	0	0	0	0	0	0	0	**0**	
2001	0	0	0	0	0	0	0	0	0	0	0	**0**	
2002	0	0	0	0	0	0	0	0	0	0	0	**0**	
2003	0	0	0	0	0	0	0	0	0	0	0	**0**	
2004	0	0	0	0	0	0	0	0	0	0	0	**0**	
2005	0	0	0	0	0	0	0	0	0	0	0	**0**	
2006	0	0	0	0	0	0	0	0	0	0	0	**0**	
2007	0	0	0	0	0	0	0	0	0	0	0	**0**	
2008	0	0	0	0	0	0	0	0	0	0	0	**0**	
2009	182,886	16,137	48,411	16,137	18,827	8,069	43,032	3,026	43,704	0	5,446	**385,674**	19.77
2010	1,775,070	32,274	129,096	383,254	188,265	48,411	61,859	6,051	312,654	0	62,127	**2,999,061**	24.29
2011	150,612	88,754	731,544	439,733	110,270	104,891	90,098	8,069	389,305	0	79,071	**2,192,346**	15.45
2012	150,612	88,754	10,758	443,768	59,169	60,514	216,505	4,034	301,224	0	0	**1,335,337**	12.38
2013	161,370	0	10,758	209,781	43,032	36,308	164,060	0	136,492	1,301	2,421	**765,522**	13.20
2014	0	0	0	0	0	0	0	0	0	0	0	**0**	
2015	0	0	0	0	0	0	0	0	0	0	0	**0**	
2016	0	0	0	0	0	0	0	0	0	0	0	**0**	
2017	0	0	0	0	0	0	0	0	0	0	0	**0**	
2018	0	0	0	0	0	0	0	0	0	0	0	**0**	
2019	0	0	0	0	0	0	0	0	0	0	0	**0**	
Total	**2,420,550**	**225,918**	**930,567**	**1,492,673**	**419,562**	**258,192**	**575,553**	**21,180**	**1,183,380**	**1,301**	**149,066**	**7,677,940**	17.01

Data source: ARCOS (2006-2014) and Defendant Distribution Data (Walgreens 1/2006 - 3/2014)

Walgreens # 13640 (10/2009 to 8/2014)
DEA: FW1661962
500 Parnassus, I Level, Rm Mu-005
San Francisco, CA 94143

Walgreen Co Oxycodone Shipments to Walgreens # 13640, by Strength
(Total Drug Base Weight in Milligram)

Strength Year\	80	60	40	30	20	15	10	7.5	5	4.8355	Other	Total	Avg. Str
1996	0	0	0	0	0	0	0	0	0	0	0	**0**	
1997	0	0	0	0	0	0	0	0	0	0	0	**0**	
1998	0	0	0	0	0	0	0	0	0	0	0	**0**	
1999	0	0	0	0	0	0	0	0	0	0	0	**0**	
2000	0	0	0	0	0	0	0	0	0	0	0	**0**	
2001	0	0	0	0	0	0	0	0	0	0	0	**0**	
2002	0	0	0	0	0	0	0	0	0	0	0	**0**	
2003	0	0	0	0	0	0	0	0	0	0	0	**0**	
2004	0	0	0	0	0	0	0	0	0	0	0	**0**	
2005	0	0	0	0	0	0	0	0	0	0	0	**0**	
2006	0	0	0	0	0	0	0	0	0	0	0	**0**	
2007	0	0	0	0	0	0	0	0	0	0	0	**0**	
2008	0	0	0	0	0	0	0	0	0	0	0	**0**	
2009	121,924	10,758	32,274	10,758	12,551	5,379	28,688	2,017	29,136	0	3,631	**257,116**	19.77
2010	1,183,380	21,516	86,064	255,503	125,510	32,274	41,239	4,034	208,436	0	41,418	**1,999,374**	24.29
2011	100,408	59,169	487,696	293,156	73,513	69,927	60,066	5,379	259,537	0	52,714	**1,461,564**	15.45
2012	100,408	59,169	7,172	295,845	39,446	40,343	144,337	2,690	200,816	0	0	**890,225**	12.38
2013	107,580	0	7,172	139,854	28,688	24,206	109,373	0	90,995	867	1,614	**510,348**	13.20
2014	0	0	0	0	0	0	0	0	0	0	0	**0**	
2015	0	0	0	0	0	0	0	0	0	0	0	**0**	
2016	0	0	0	0	0	0	0	0	0	0	0	**0**	
2017	0	0	0	0	0	0	0	0	0	0	0	**0**	
2018	0	0	0	0	0	0	0	0	0	0	0	**0**	
2019	0	0	0	0	0	0	0	0	0	0	0	**0**	
Total	**1,613,700**	**150,612**	**620,378**	**995,115**	**279,708**	**172,128**	**383,702**	**14,120**	**788,920**	**867**	**99,377**	**5,118,627**	17.01

Data source: ARCOS (2006-2014) and Defendant Distribution Data (Walgreens 1/2006 - 3/2014)

Walgreens # 13640 (10/2009 to 8/2014)
DEA: FW1661962
500 Parnassus, I Level, Rm Mu-005
San Francisco, CA 94143

Walgreen Co Hydrocodone Shipments to Walgreens # 13640

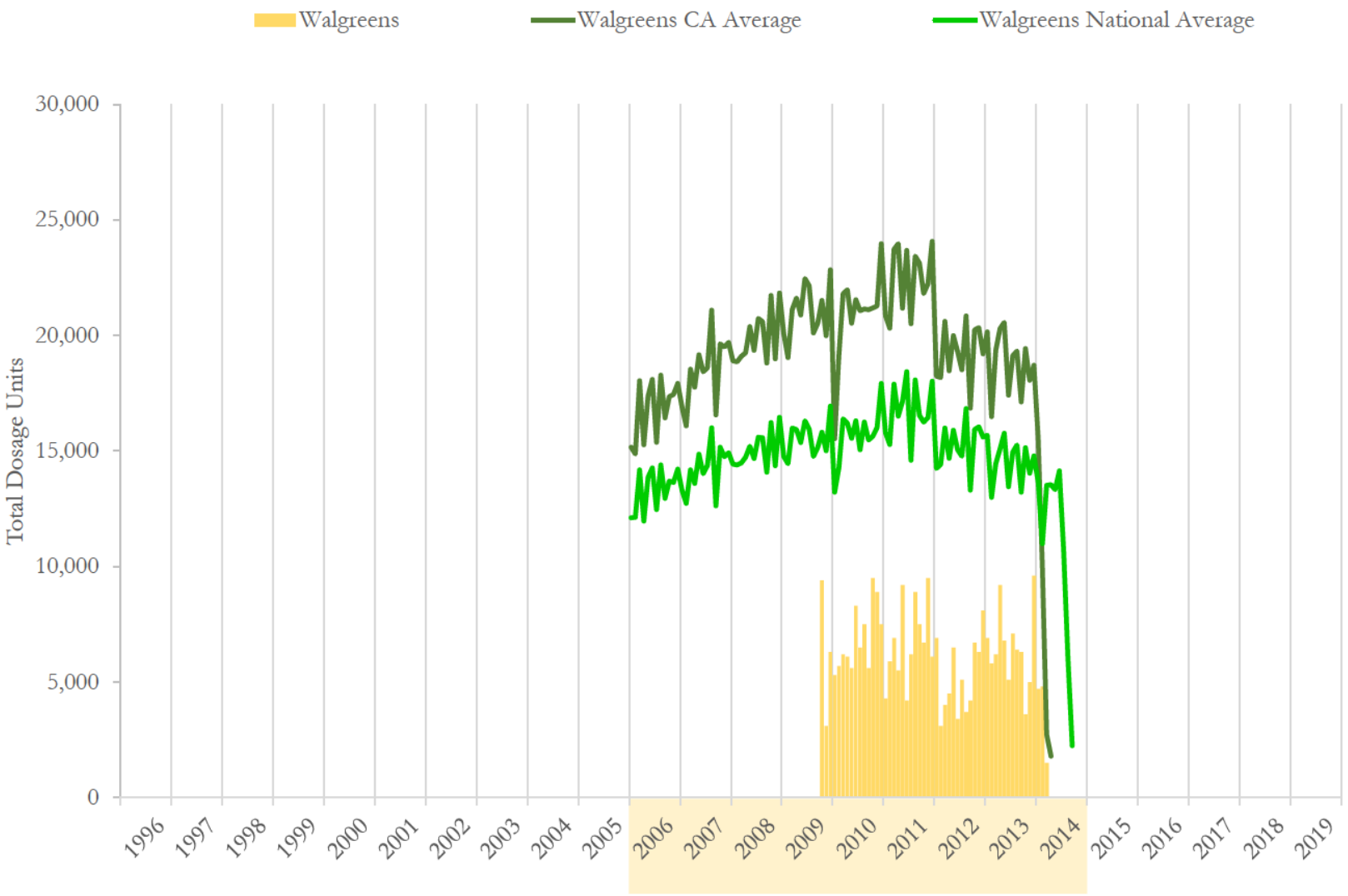

National and state averages reflect hydrocodone shipped from Walgreen Co to all active pharmacies each month.
Data source: ARCOS (2006-2014) and Defendant Distribution Data (Walgreens 1/2006 - 3/2014)

Walgreens # 13640 (10/2009 to 8/2014)
DEA: FW1661962
500 Parnassus, I Level, Rm Mu-005
San Francisco, CA 94143

Walgreen Co Hydrocodone Shipments to Walgreens # 13640

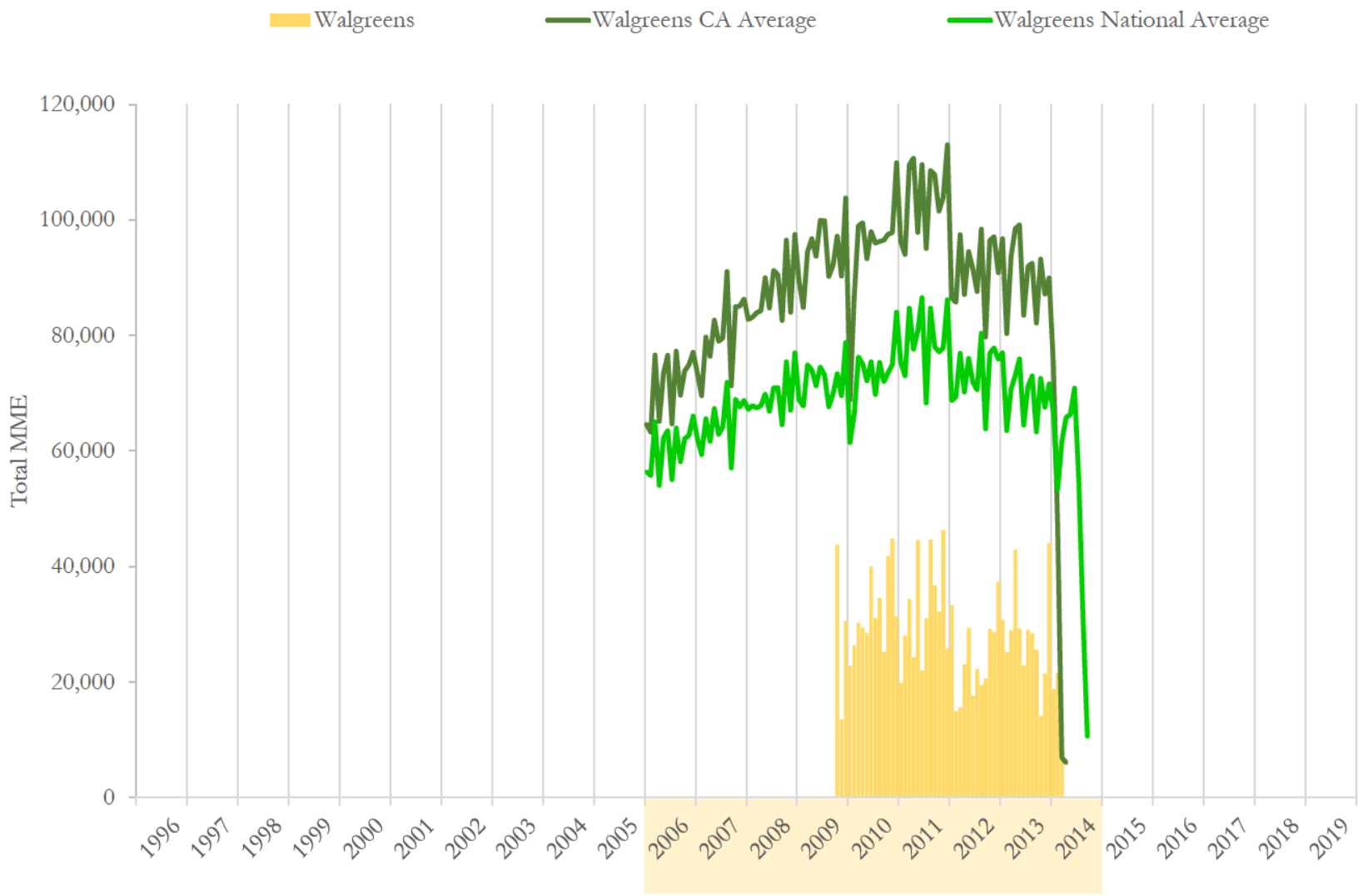

National and state averages reflect hydrocodone shipped from Walgreen Co to all active pharmacies each month.
Data source: ARCOS (2006-2014) and Defendant Distribution Data (Walgreens 1/2006 - 3/2014)

Walgreens # 13640 (10/2009 to 8/2014)
DEA: FW1661962
500 Parnassus, I Level, Rm Mu-005
San Francisco, CA 94143

Walgreen Co Hydrocodone Shipments to Walgreens # 13640

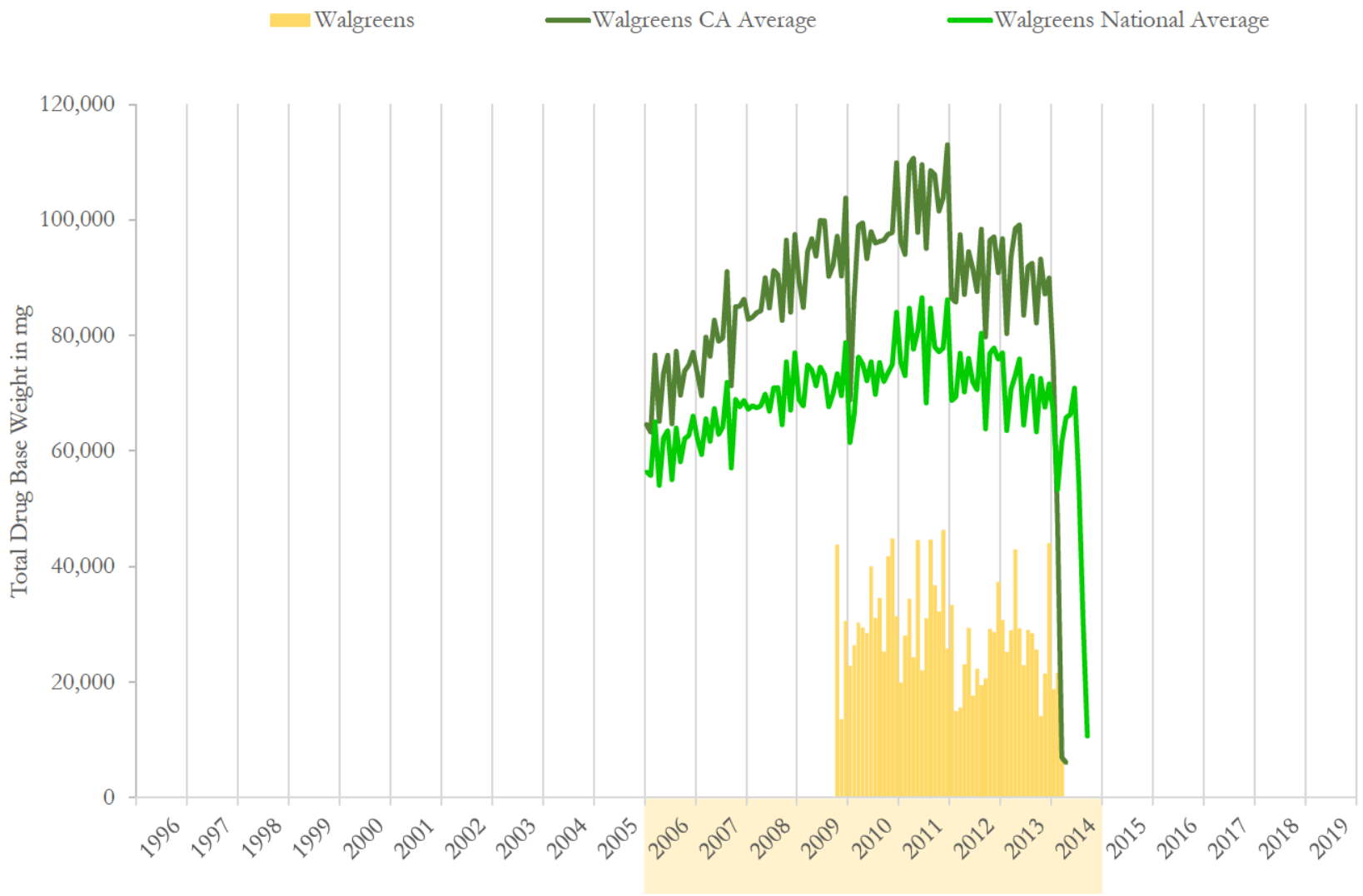

National and state averages reflect hydrocodone shipped from Walgreen Co to all active pharmacies each month.
Data source: ARCOS (2006-2014) and Defendant Distribution Data (Walgreens 1/2006 - 3/2014)

Walgreen Co Hydrocodone Shipments to Walgreens # 13640

	Dosage Units		MME		Drug Base Weight in mg	
Date	Walgreens	% Change	Walgreens	% Change	Walgreens	% Change
01/2008	0	n/a	0	n/a	0	n/a
02/2008	0	n/a	0	n/a	0	n/a
03/2008	0	n/a	0	n/a	0	n/a
04/2008	0	n/a	0	n/a	0	n/a
05/2008	0	n/a	0	n/a	0	n/a
06/2008	0	n/a	0	n/a	0	n/a
07/2008	0	n/a	0	n/a	0	n/a
08/2008	0	n/a	0	n/a	0	n/a
09/2008	0	n/a	0	n/a	0	n/a
10/2008	0	n/a	0	n/a	0	n/a
11/2008	0	n/a	0	n/a	0	n/a
12/2008	0	n/a	0	n/a	0	n/a
01/2009	0	n/a	0	n/a	0	n/a
02/2009	0	n/a	0	n/a	0	n/a
03/2009	0	n/a	0	n/a	0	n/a
04/2009	0	n/a	0	n/a	0	n/a
05/2009	0	n/a	0	n/a	0	n/a
06/2009	0	n/a	0	n/a	0	n/a
07/2009	0	n/a	0	n/a	0	n/a
08/2009	0	n/a	0	n/a	0	n/a
09/2009	0	n/a	0	n/a	0	n/a
10/2009	9,400	n/a	43,810	n/a	43,810	n/a
11/2009	3,100	-67.0%	13,557	-69.1%	13,557	-69.1%
12/2009	6,300	103.2%	30,586	125.6%	30,586	125.6%

Data source: ARCOS (2006-2014) and Defendant Distribution Data (Walgreens 1/2006 - 3/2014)

Walgreens # 13640 (10/2009 to 8/2014)
DEA: FW1661962
500 Parnassus, I Level, Rm Mu-005
San Francisco, CA 94143

Walgreen Co Hydrocodone Shipments to Walgreens # 13640

	Dosage Units		MME		Drug Base Weight in mg	
Date	Walgreens	% Change	Walgreens	% Change	Walgreens	% Change
01/2010	5,300	-15.9%	22,821	-25.4%	22,821	-25.4%
02/2010	5,700	7.5%	26,373	15.6%	26,373	15.6%
03/2010	6,200	8.8%	30,300	14.9%	30,300	14.9%
04/2010	6,100	-1.6%	29,440	-2.8%	29,440	-2.8%
05/2010	5,600	-8.2%	28,475	-3.3%	28,475	-3.3%
06/2010	8,300	48.2%	40,051	40.7%	40,051	40.7%
07/2010	6,500	-21.7%	31,048	-22.5%	31,048	-22.5%
08/2010	7,500	15.4%	34,578	11.4%	34,578	11.4%
09/2010	5,600	-25.3%	25,235	-27.0%	25,235	-27.0%
10/2010	9,500	69.6%	41,764	65.5%	41,764	65.5%
11/2010	8,900	-6.3%	44,813	7.3%	44,813	7.3%
12/2010	7,500	-15.7%	31,416	-29.9%	31,416	-29.9%
01/2011	4,300	-42.7%	19,897	-36.7%	19,897	-36.7%
02/2011	5,900	37.2%	28,029	40.9%	28,029	40.9%
03/2011	6,900	16.9%	34,435	22.9%	34,435	22.9%
04/2011	5,500	-20.3%	24,278	-29.5%	24,278	-29.5%
05/2011	9,200	67.3%	44,559	83.5%	44,559	83.5%
06/2011	4,200	-54.3%	22,000	-50.6%	22,000	-50.6%
07/2011	6,200	47.6%	31,016	41.0%	31,016	41.0%
08/2011	8,900	43.5%	44,653	44.0%	44,653	44.0%
09/2011	7,500	-15.7%	36,775	-17.6%	36,775	-17.6%
10/2011	6,700	-10.7%	32,227	-12.4%	32,227	-12.4%
11/2011	9,500	41.8%	46,326	43.8%	46,326	43.8%
12/2011	6,100	-35.8%	25,816	-44.3%	25,816	-44.3%

Data source: ARCOS (2006-2014) and Defendant Distribution Data (Walgreens 1/2006 - 3/2014)

Walgreens # 13640 (10/2009 to 8/2014)
DEA: FW1661962
500 Parnassus, I Level, Rm Mu-005
San Francisco, CA 94143

Walgreen Co Hydrocodone Shipments to Walgreens # 13640

	Dosage Units		MME		Drug Base Weight in mg	
Date	Walgreens	% Change	Walgreens	% Change	Walgreens	% Change
01/2012	6,900	13.1%	33,351	29.2%	33,351	29.2%
02/2012	3,100	-55.1%	14,989	-55.1%	14,989	-55.1%
03/2012	4,000	29.0%	15,565	3.8%	15,565	3.8%
04/2012	4,500	12.5%	23,051	48.1%	23,051	48.1%
05/2012	6,500	44.4%	29,391	27.5%	29,391	27.5%
06/2012	3,400	-47.7%	17,635	-40.0%	17,635	-40.0%
07/2012	5,100	50.0%	22,278	26.3%	22,278	26.3%
08/2012	3,700	-27.5%	19,464	-12.6%	19,464	-12.6%
09/2012	4,200	13.5%	20,629	6.0%	20,629	6.0%
10/2012	6,700	59.5%	29,216	41.6%	29,216	41.6%
11/2012	6,300	-6.0%	28,643	-2.0%	28,643	-2.0%
12/2012	8,100	28.6%	37,332	30.3%	37,332	30.3%
01/2013	6,900	-14.8%	30,705	-17.8%	30,705	-17.8%
02/2013	5,800	-15.9%	25,210	-17.9%	25,210	-17.9%
03/2013	6,200	6.9%	28,921	14.7%	28,921	14.7%
04/2013	9,200	48.4%	42,935	48.5%	42,935	48.5%
05/2013	6,800	-26.1%	29,297	-31.8%	29,297	-31.8%
06/2013	5,100	-25.0%	22,932	-21.7%	22,932	-21.7%
07/2013	7,100	39.2%	29,059	26.7%	29,059	26.7%
08/2013	6,400	-9.9%	28,454	-2.1%	28,454	-2.1%
09/2013	6,300	-1.6%	25,578	-10.1%	25,578	-10.1%
10/2013	3,600	-42.9%	14,138	-44.7%	14,138	-44.7%
11/2013	5,000	38.9%	21,475	51.9%	21,475	51.9%
12/2013	9,600	92.0%	44,010	104.9%	44,010	104.9%

Data source: ARCOS (2006-2014) and Defendant Distribution Data (Walgreens 1/2006 - 3/2014)

Walgreen Co Hydrocodone Shipments to Walgreens # 13640

	Dosage Units		MME		Drug Base Weight in mg	
Date	Walgreens	% Change	Walgreens	% Change	Walgreens	% Change
01/2014	4,700	-51.0%	18,767	-57.4%	18,767	-57.4%
02/2014	4,800	2.1%	21,586	15.0%	21,586	15.0%
03/2014	1,500	-68.8%	6,627	-69.3%	6,627	-69.3%
04/2014	0	-100.0%	0	-100.0%	0	-100.0%
05/2014	0	n/a	0	n/a	0	n/a
06/2014	0	n/a	0	n/a	0	n/a
07/2014	0	n/a	0	n/a	0	n/a
08/2014	0	n/a	0	n/a	0	n/a
09/2014	0	n/a	0	n/a	0	n/a
10/2014	0	n/a	0	n/a	0	n/a
11/2014	0	n/a	0	n/a	0	n/a
12/2014	0	n/a	0	n/a	0	n/a
01/2015	0	n/a	0	n/a	0	n/a
02/2015	0	n/a	0	n/a	0	n/a
03/2015	0	n/a	0	n/a	0	n/a
04/2015	0	n/a	0	n/a	0	n/a
05/2015	0	n/a	0	n/a	0	n/a
06/2015	0	n/a	0	n/a	0	n/a
07/2015	0	n/a	0	n/a	0	n/a
08/2015	0	n/a	0	n/a	0	n/a
09/2015	0	n/a	0	n/a	0	n/a
10/2015	0	n/a	0	n/a	0	n/a
11/2015	0	n/a	0	n/a	0	n/a
12/2015	0	n/a	0	n/a	0	n/a

Data source: ARCOS (2006-2014) and Defendant Distribution Data (Walgreens 1/2006 - 3/2014)

Walgreens # 13640 (10/2009 to 8/2014)
DEA: FW1661962
500 Parnassus, I Level, Rm Mu-005
San Francisco, CA 94143

Walgreen Co Hydrocodone Shipments to Walgreens # 13640

	Dosage Units		MME		Drug Base Weight in mg	
Date	Walgreens	% Change	Walgreens	% Change	Walgreens	% Change
1996	0		0		0	
1997	0	n/a	0	n/a	0	n/a
1998	0	n/a	0	n/a	0	n/a
1999	0	n/a	0	n/a	0	n/a
2000	0	n/a	0	n/a	0	n/a
2001	0	n/a	0	n/a	0	n/a
2002	0	n/a	0	n/a	0	n/a
2003	0	n/a	0	n/a	0	n/a
2004	0	n/a	0	n/a	0	n/a
2005	0	n/a	0	n/a	0	n/a
2006	0	n/a	0	n/a	0	n/a
2007	0	n/a	0	n/a	0	n/a
2008	0	n/a	0	n/a	0	n/a
2009	18,800	n/a	87,953	n/a	87,953	n/a
2010	82,700	339.9%	386,314	339.2%	386,314	339.2%
2011	80,900	-2.2%	390,011	1.0%	390,011	1.0%
2012	62,500	-22.7%	291,544	-25.2%	291,544	-25.2%
2013	78,000	24.8%	342,715	17.6%	342,715	17.6%
2014	11,000	-85.9%	46,981	-86.3%	46,981	-86.3%
2015	0	-100.0%	0	-100.0%	0	-100.0%
2016	0	n/a	0	n/a	0	n/a
2017	0	n/a	0	n/a	0	n/a
2018	0	n/a	0	n/a	0	n/a
2019	0	n/a	0	n/a	0	n/a
Total	**333,900**		**1,545,517**		**1,545,517**	

Data source: ARCOS (2006-2014) and Defendant Distribution Data (Walgreens 1/2006 - 3/2014)

Walgreens # 13640 (10/2009 to 8/2014)
DEA: FW1661962
500 Parnassus, I Level, Rm Mu-005
San Francisco, CA 94143

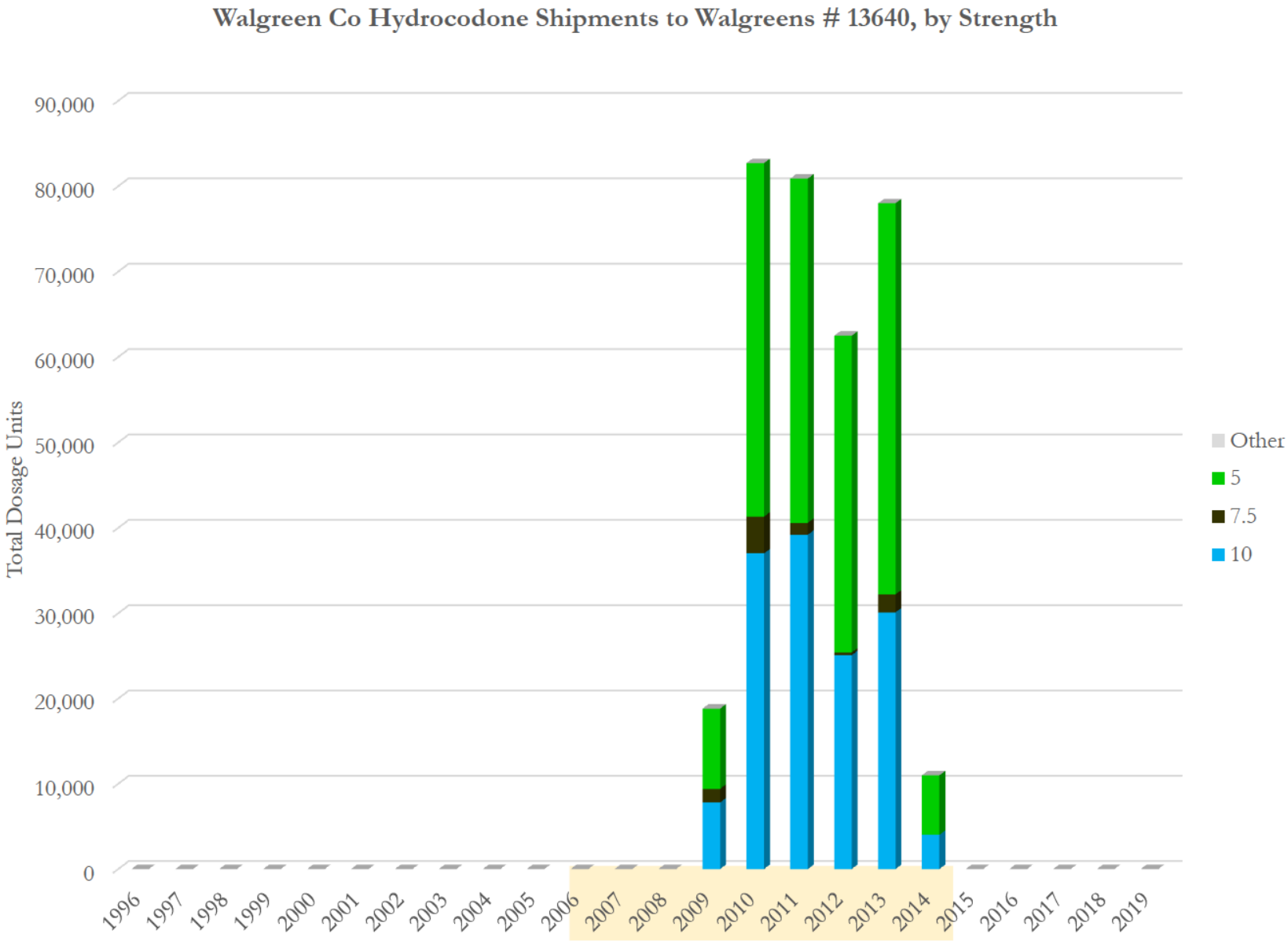

Data source: ARCOS (2006-2014) and Defendant Distribution Data (Walgreens 1/2006 - 3/2014)

Walgreens # 13640 (10/2009 to 8/2014)
DEA: FW1661962
500 Parnassus, I Level, Rm Mu-005
San Francisco, CA 94143

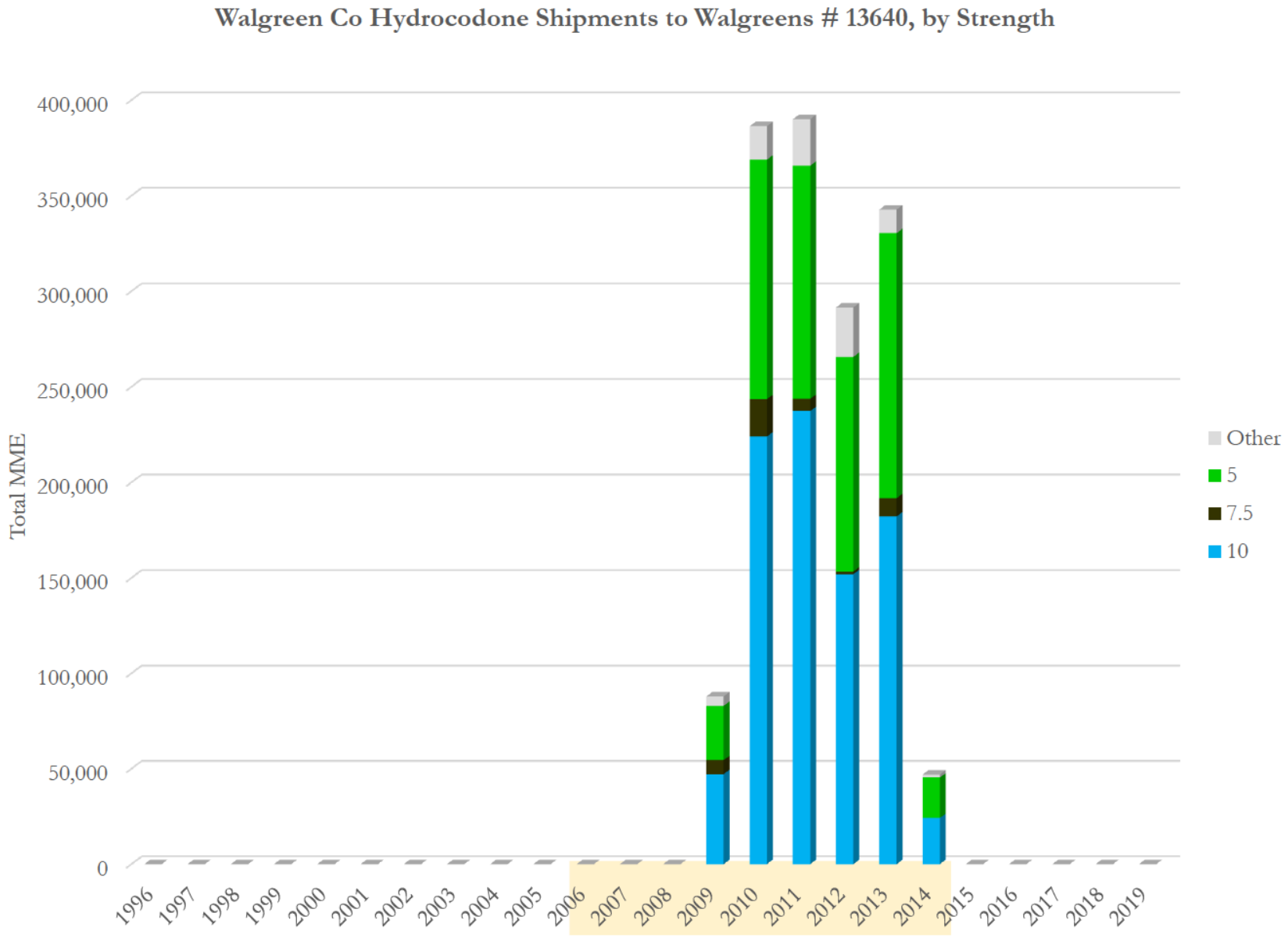

Data source: ARCOS (2006-2014) and Defendant Distribution Data (Walgreens 1/2006 - 3/2014)

Walgreens # 13640 (10/2009 to 8/2014)
DEA: FW1661962
500 Parnassus, I Level, Rm Mu-005
San Francisco, CA 94143

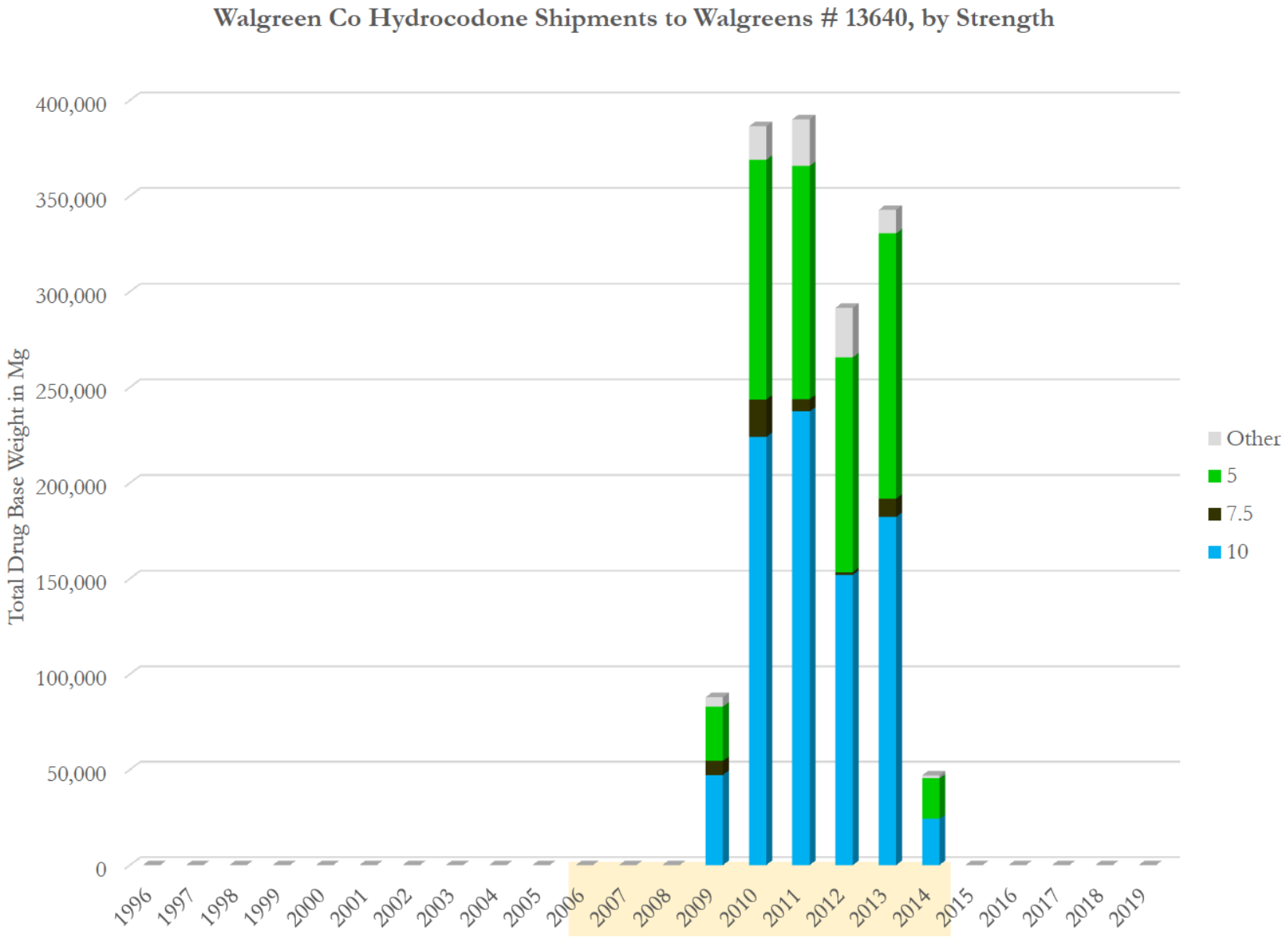

Data source: ARCOS (2006-2014) and Defendant Distribution Data (Walgreens 1/2006 - 3/2014)

Walgreen Co Hydrocodone Shipments to Walgreens # 13640, by Strength
(Total Dosage Units)

Strength Year\	10	7.5	5	Other	Total	Avg. Str
1996	0	0	0	0	**0**	
1997	0	0	0	0	**0**	
1998	0	0	0	0	**0**	
1999	0	0	0	0	**0**	
2000	0	0	0	0	**0**	
2001	0	0	0	0	**0**	
2002	0	0	0	0	**0**	
2003	0	0	0	0	**0**	
2004	0	0	0	0	**0**	
2005	0	0	0	0	**0**	
2006	0	0	0	0	**0**	
2007	0	0	0	0	**0**	
2008	0	0	0	0	**0**	
2009	7,800	1,600	9,400	0	**18,800**	7.29
2010	37,000	4,300	41,400	0	**82,700**	7.37
2011	39,200	1,400	40,300	0	**80,900**	7.47
2012	25,100	300	37,100	0	**62,500**	7.02
2013	30,100	2,100	45,800	0	**78,000**	7.00
2014	4,000	0	7,000	0	**11,000**	6.82
2015	0	0	0	0	**0**	
2016	0	0	0	0	**0**	
2017	0	0	0	0	**0**	
2018	0	0	0	0	**0**	
2019	0	0	0	0	**0**	
Total	**143,200**	**9,700**	**181,000**	**0**	**333,900**	7.22

Data source: ARCOS (2006-2014) and Defendant Distribution Data (Walgreens 1/2006 - 3/2014)

Walgreens # 13640 (10/2009 to 8/2014)
DEA: FW1661962
500 Parnassus, I Level, Rm Mu-005
San Francisco, CA 94143

Walgreen Co Hydrocodone Shipments to Walgreens # 13640, by Strength (Total MME)

Strength Year\	10	7.5	5	Other	Total	Avg. Str
1996	0	0	0	0	**0**	
1997	0	0	0	0	**0**	
1998	0	0	0	0	**0**	
1999	0	0	0	0	**0**	
2000	0	0	0	0	**0**	
2001	0	0	0	0	**0**	
2002	0	0	0	0	**0**	
2003	0	0	0	0	**0**	
2004	0	0	0	0	**0**	
2005	0	0	0	0	**0**	
2006	0	0	0	0	**0**	
2007	0	0	0	0	**0**	
2008	0	0	0	0	**0**	
2009	47,221	7,265	28,454	5,013	**87,953**	7.29
2010	223,998	19,524	125,318	17,474	**386,314**	7.37
2011	237,317	6,357	121,988	24,349	**390,011**	7.47
2012	151,955	1,362	112,302	25,925	**291,544**	7.02
2013	182,225	9,535	138,637	12,318	**342,715**	7.00
2014	24,216	0	21,189	1,576	**46,981**	6.82
2015	0	0	0	0	**0**	
2016	0	0	0	0	**0**	
2017	0	0	0	0	**0**	
2018	0	0	0	0	**0**	
2019	0	0	0	0	**0**	
Total	**866,933**	**44,043**	**547,887**	**86,654**	**1,545,517**	7.22

Data source: ARCOS (2006-2014) and Defendant Distribution Data (Walgreens 1/2006 - 3/2014)

Walgreens # 13640 (10/2009 to 8/2014)
DEA: FW1661962
500 Parnassus, I Level, Rm Mu-005
San Francisco, CA 94143

Walgreen Co Hydrocodone Shipments to Walgreens # 13640, by Strength
(Total Drug Base Weight in Milligram)

Strength Year\	10	7.5	5	Other	Total	Avg. Str
1996	0	0	0	0	**0**	
1997	0	0	0	0	**0**	
1998	0	0	0	0	**0**	
1999	0	0	0	0	**0**	
2000	0	0	0	0	**0**	
2001	0	0	0	0	**0**	
2002	0	0	0	0	**0**	
2003	0	0	0	0	**0**	
2004	0	0	0	0	**0**	
2005	0	0	0	0	**0**	
2006	0	0	0	0	**0**	
2007	0	0	0	0	**0**	
2008	0	0	0	0	**0**	
2009	47,221	7,265	28,454	5,013	**87,953**	7.29
2010	223,998	19,524	125,318	17,474	**386,314**	7.37
2011	237,317	6,357	121,988	24,349	**390,011**	7.47
2012	151,955	1,362	112,302	25,925	**291,544**	7.02
2013	182,225	9,535	138,637	12,318	**342,715**	7.00
2014	24,216	0	21,189	1,576	**46,981**	6.82
2015	0	0	0	0	**0**	
2016	0	0	0	0	**0**	
2017	0	0	0	0	**0**	
2018	0	0	0	0	**0**	
2019	0	0	0	0	**0**	
Total	**866,933**	**44,043**	**547,887**	**86,654**	**1,545,517**	7.22

Data source: ARCOS (2006-2014) and Defendant Distribution Data (Walgreens 1/2006 - 3/2014)

Walgreens # 02244 (1/1996 to 12/2017)
DEA: BW1959482
3801 3rd Street, Suite 550
San Francisco, CA 94124

Walgreen Co Oxycodone Shipments to Walgreens # 02244

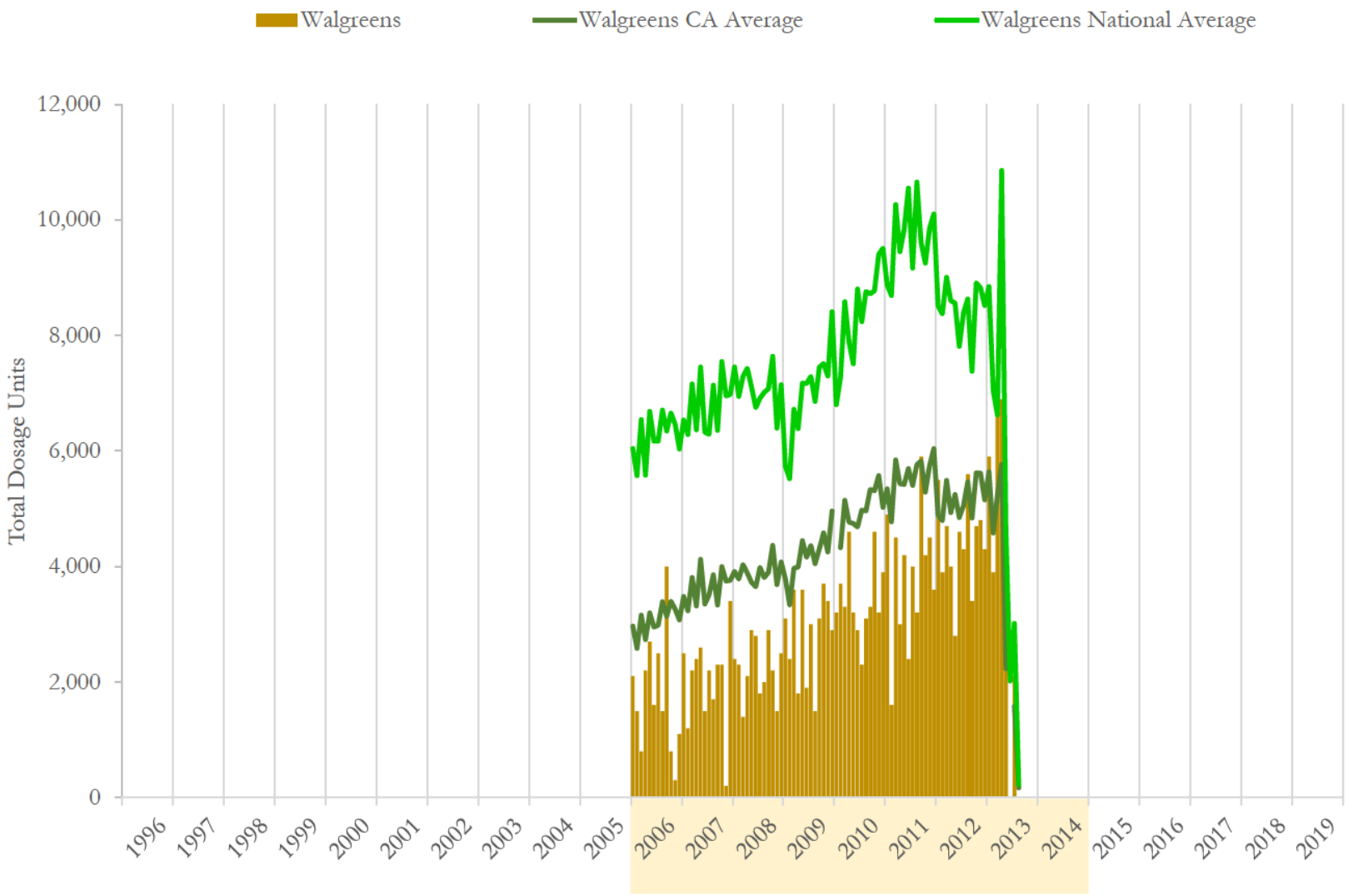

National and state averages reflect oxycodone shipped from Walgreen Co to all active pharmacies each month.
Data source: ARCOS (2006-2014) and Defendant Distribution Data (Walgreens 1/2006 - 3/2014)

Walgreens # 02244 (1/1996 to 12/2017)
DEA: BW1959482
3801 3rd Street, Suite 550
San Francisco, CA 94124

Walgreen Co Oxycodone Shipments to Walgreens # 02244

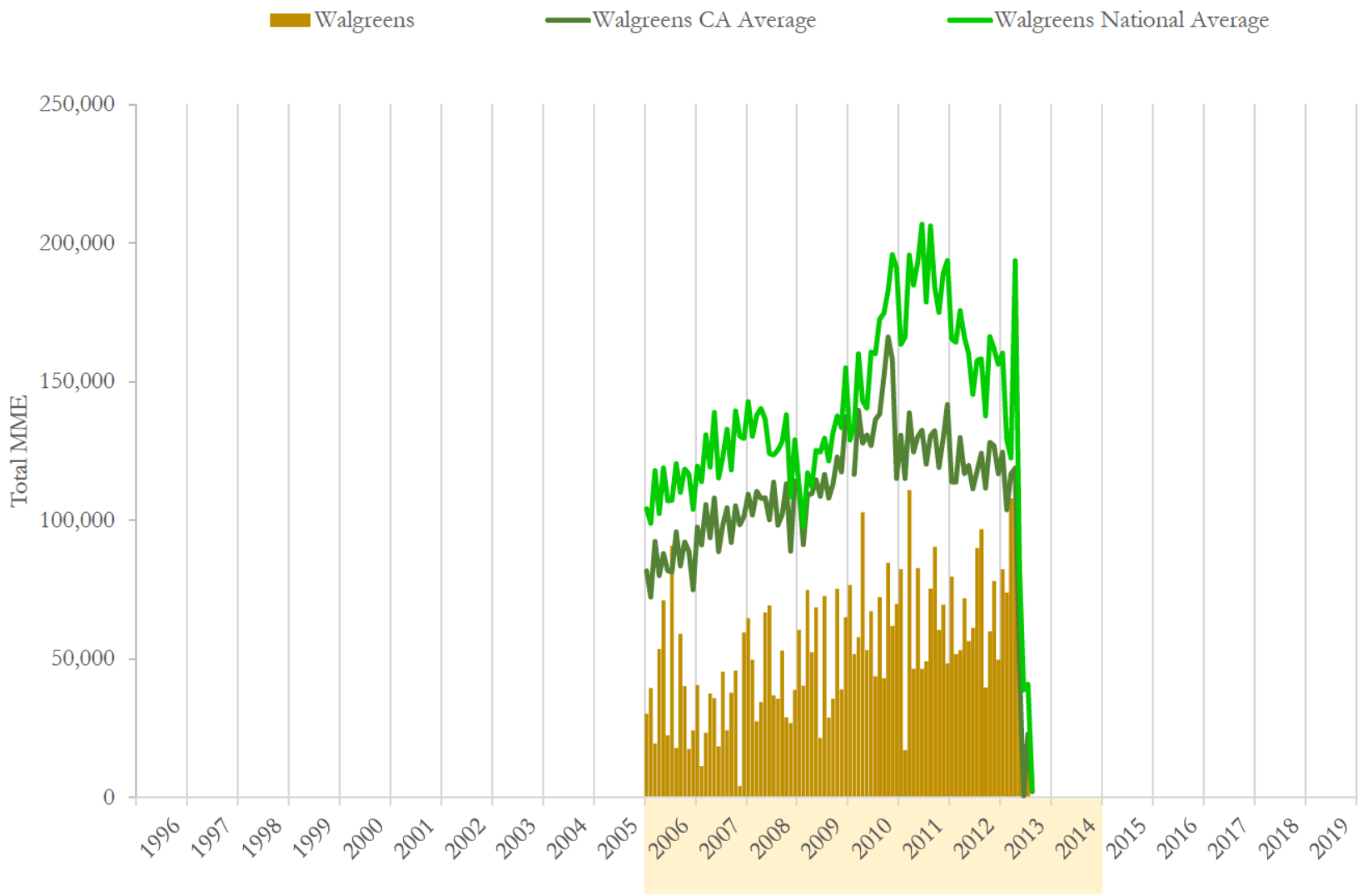

National and state averages reflect oxycodone shipped from Walgreen Co to all active pharmacies each month.
Data source: ARCOS (2006-2014) and Defendant Distribution Data (Walgreens 1/2006 - 3/2014)

Walgreens # 02244 (1/1996 to 12/2017)
DEA: BW1959482
3801 3rd Street, Suite 550
San Francisco, CA 94124

Walgreen Co Oxycodone Shipments to Walgreens # 02244

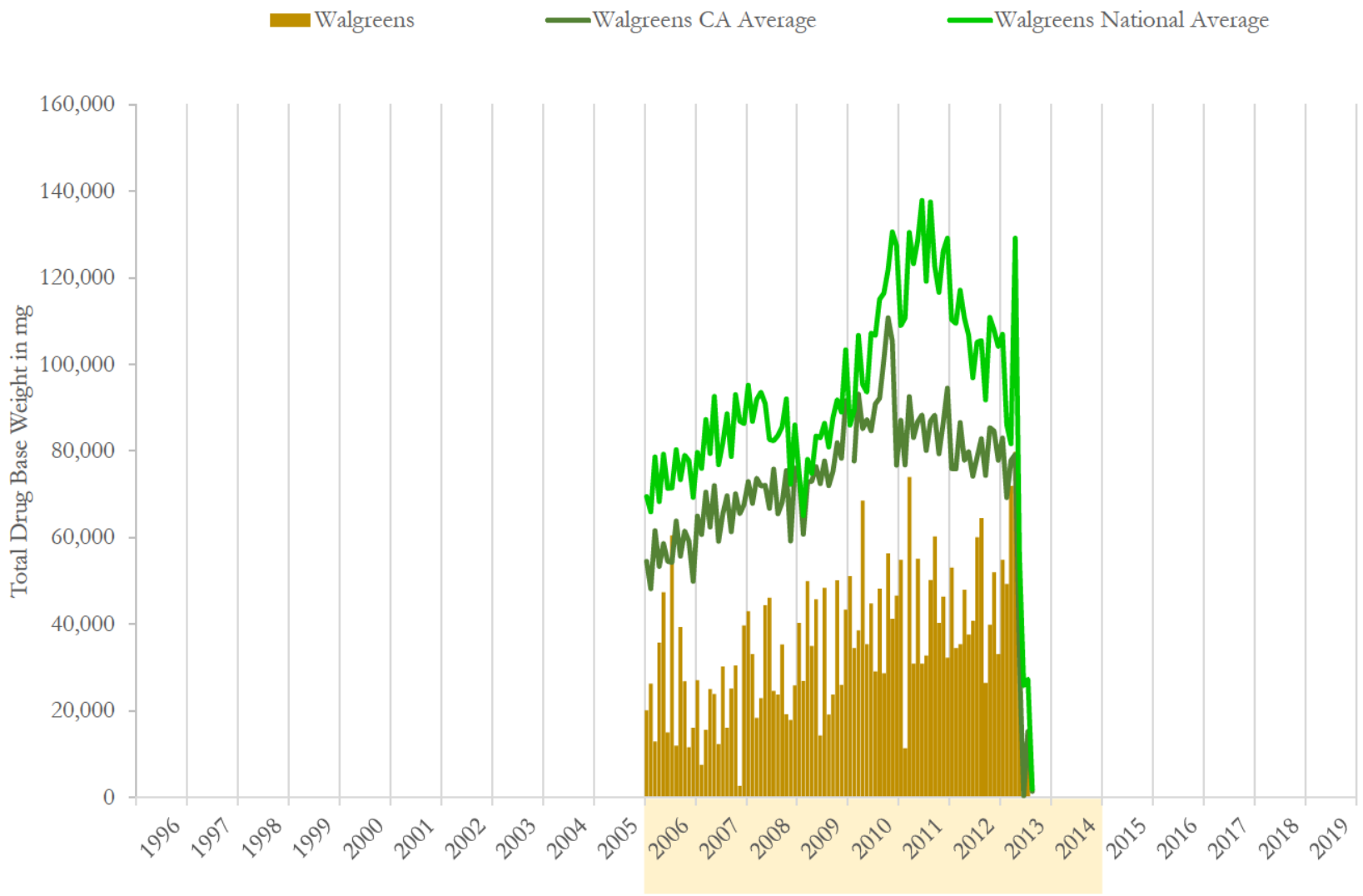

National and state averages reflect oxycodone shipped from Walgreen Co to all active pharmacies each month.
Data source: ARCOS (2006-2014) and Defendant Distribution Data (Walgreens 1/2006 - 3/2014)

Walgreen Co Oxycodone Shipments to Walgreens # 02244

	Dosage Units		MME		Drug Base Weight in mg	
Date	Walgreens	% Change	Walgreens	% Change	Walgreens	% Change
01/2006	2,100	n/a	30,257	n/a	20,171	n/a
02/2006	1,500	-28.6%	39,468	30.4%	26,312	30.4%
03/2006	800	-46.7%	19,432	-50.8%	12,954	-50.8%
04/2006	2,200	175.0%	53,588	175.8%	35,725	175.8%
05/2006	2,700	22.7%	71,137	32.7%	47,425	32.7%
06/2006	1,600	-40.7%	22,525	-68.3%	15,016	-68.3%
07/2006	2,500	56.3%	90,771	303.0%	60,514	303.0%
08/2006	1,500	-40.0%	17,952	-80.2%	11,968	-80.2%
09/2006	4,000	166.7%	59,035	228.8%	39,356	228.8%
10/2006	800	-80.0%	40,208	-31.9%	26,805	-31.9%
11/2006	300	-62.5%	17,482	-56.5%	11,655	-56.5%
12/2006	1,100	266.7%	24,206	38.5%	16,137	38.5%
01/2007	2,500	127.3%	40,544	67.5%	27,029	67.5%
02/2007	1,200	-52.0%	11,363	-72.0%	7,575	-72.0%
03/2007	2,200	83.3%	23,399	105.9%	15,599	105.9%
04/2007	2,400	9.1%	37,519	60.3%	25,012	60.3%
05/2007	2,600	8.3%	35,850	-4.4%	23,900	-4.4%
06/2007	1,500	-42.3%	18,490	-48.4%	12,327	-48.4%
07/2007	2,200	46.7%	45,385	145.5%	30,257	145.5%
08/2007	1,700	-22.7%	24,206	-46.7%	16,137	-46.7%
09/2007	2,300	35.3%	37,747	55.9%	25,165	55.9%
10/2007	2,300	0.0%	45,768	21.3%	30,512	21.3%
11/2007	200	-91.3%	4,034	-91.2%	2,690	-91.2%
12/2007	3,400	1600.0%	59,552	1376.2%	39,701	1376.2%

Data source: ARCOS (2006-2014) and Defendant Distribution Data (Walgreens 1/2006 - 3/2014)

Walgreen Co Oxycodone Shipments to Walgreens # 02244

	Dosage Units		MME		Drug Base Weight in mg	
Date	Walgreens	% Change	Walgreens	% Change	Walgreens	% Change
01/2008	2,400	-29.4%	64,595	8.5%	43,063	8.5%
02/2008	2,300	-4.2%	49,735	-23.0%	33,157	-23.0%
03/2008	1,400	-39.1%	27,527	-44.7%	18,351	-44.7%
04/2008	2,100	50.0%	34,432	25.1%	22,955	25.1%
05/2008	2,900	38.1%	66,659	93.6%	44,439	93.6%
06/2008	2,800	-3.4%	69,255	3.9%	46,170	3.9%
07/2008	1,800	-35.7%	36,913	-46.7%	24,609	-46.7%
08/2008	2,000	11.1%	35,636	-3.5%	23,757	-3.5%
09/2008	2,900	45.0%	52,983	48.7%	35,322	48.7%
10/2008	2,200	-24.1%	28,845	-45.6%	19,230	-45.6%
11/2008	1,500	-31.8%	26,895	-6.8%	17,930	-6.8%
12/2008	2,500	66.7%	38,863	44.5%	25,909	44.5%
01/2009	3,100	24.0%	60,514	55.7%	40,343	55.7%
02/2009	2,400	-22.6%	40,343	-33.3%	26,895	-33.3%
03/2009	3,600	50.0%	74,903	85.7%	49,935	85.7%
04/2009	1,800	-50.0%	52,445	-30.0%	34,964	-30.0%
05/2009	3,600	100.0%	68,582	30.8%	45,722	30.8%
06/2009	1,900	-47.2%	21,516	-68.6%	14,344	-68.6%
07/2009	3,000	57.9%	72,617	237.5%	48,411	237.5%
08/2009	1,500	-50.0%	28,778	-60.4%	19,185	-60.4%
09/2009	3,100	106.7%	35,636	23.8%	23,757	23.8%
10/2009	3,700	19.4%	75,239	111.1%	50,159	111.1%
11/2009	3,400	-8.1%	38,998	-48.2%	25,999	-48.2%
12/2009	2,900	-14.7%	65,086	66.9%	43,391	66.9%

Data source: ARCOS (2006-2014) and Defendant Distribution Data (Walgreens 1/2006 - 3/2014)

Walgreen Co Oxycodone Shipments to Walgreens # 02244

	Dosage Units		MME		Drug Base Weight in mg	
Date	Walgreens	% Change	Walgreens	% Change	Walgreens	% Change
01/2010	3,200	10.3%	76,651	17.8%	51,101	17.8%
02/2010	3,700	15.6%	51,773	-32.5%	34,515	-32.5%
03/2010	3,300	-10.8%	57,824	11.7%	38,550	11.7%
04/2010	4,600	39.4%	102,806	77.8%	68,537	77.8%
05/2010	3,200	-30.4%	53,118	-48.3%	35,412	-48.3%
06/2010	2,900	-9.4%	67,238	26.6%	44,825	26.6%
07/2010	2,300	-20.7%	43,704	-35.0%	29,136	-35.0%
08/2010	3,100	34.8%	72,280	65.4%	48,187	65.4%
09/2010	3,300	6.5%	43,032	-40.5%	28,688	-40.5%
10/2010	4,600	39.4%	84,585	96.6%	56,390	96.6%
11/2010	3,200	-30.4%	61,859	-26.9%	41,239	-26.9%
12/2010	3,900	21.9%	69,860	12.9%	46,573	12.9%
01/2011	4,900	25.6%	82,366	17.9%	54,911	17.9%
02/2011	1,600	-67.3%	17,146	-79.2%	11,430	-79.2%
03/2011	4,500	181.3%	110,942	547.1%	73,961	547.1%
04/2011	3,000	-33.3%	46,394	-58.2%	30,929	-58.2%
05/2011	4,200	40.0%	82,702	78.3%	55,135	78.3%
06/2011	2,400	-42.9%	46,394	-43.9%	30,929	-43.9%
07/2011	4,000	66.7%	49,083	5.8%	32,722	5.8%
08/2011	3,200	-20.0%	75,306	53.4%	50,204	53.4%
09/2011	5,900	84.4%	90,434	20.1%	60,290	20.1%
10/2011	4,200	-28.8%	60,514	-33.1%	40,343	-33.1%
11/2011	4,500	7.1%	69,591	15.0%	46,394	15.0%
12/2011	3,600	-20.0%	48,411	-30.4%	32,274	-30.4%

Data source: ARCOS (2006-2014) and Defendant Distribution Data (Walgreens 1/2006 - 3/2014)

Walgreen Co Oxycodone Shipments to Walgreens # 02244

	Dosage Units		MME		Drug Base Weight in mg	
Date	Walgreens	% Change	Walgreens	% Change	Walgreens	% Change
01/2012	5,500	52.8%	79,676	64.6%	53,118	64.6%
02/2012	3,900	-29.1%	51,773	-35.0%	34,515	-35.0%
03/2012	4,700	20.5%	53,118	2.6%	35,412	2.6%
04/2012	4,000	-14.9%	71,944	35.4%	47,963	35.4%
05/2012	2,800	-30.0%	56,480	-21.5%	37,653	-21.5%
06/2012	4,600	64.3%	61,186	8.3%	40,791	8.3%
07/2012	4,300	-6.5%	90,098	47.3%	60,066	47.3%
08/2012	5,600	30.2%	96,822	7.5%	64,548	7.5%
09/2012	3,400	-39.3%	39,670	-59.0%	26,447	-59.0%
10/2012	4,700	38.2%	59,841	50.8%	39,894	50.8%
11/2012	4,800	2.1%	77,996	30.3%	51,997	30.3%
12/2012	4,300	-10.4%	49,756	-36.2%	33,171	-36.2%
01/2013	5,900	37.2%	82,366	65.5%	54,911	65.5%
02/2013	3,900	-33.9%	73,961	-10.2%	49,308	-10.2%
03/2013	6,700	71.8%	107,916	45.9%	71,944	45.9%
04/2013	6,900	3.0%	119,683	10.9%	79,789	10.9%
05/2013	2,500	-63.8%	47,739	-60.1%	31,826	-60.1%
06/2013	0	-100.0%	0	-100.0%	0	-100.0%
07/2013	2,100	n/a	20,844	n/a	13,896	n/a
08/2013	0	-100.0%	0	-100.0%	0	-100.0%
09/2013	0	n/a	0	n/a	0	n/a
10/2013	0	n/a	0	n/a	0	n/a
11/2013	0	n/a	0	n/a	0	n/a
12/2013	0	n/a	0	n/a	0	n/a

Data source: ARCOS (2006-2014) and Defendant Distribution Data (Walgreens 1/2006 - 3/2014)

Walgreen Co Oxycodone Shipments to Walgreens # 02244

	Dosage Units		MME		Drug Base Weight in mg	
Date	Walgreens	% Change	Walgreens	% Change	Walgreens	% Change
1996	0		0		0	
1997	0	n/a	0	n/a	0	n/a
1998	0	n/a	0	n/a	0	n/a
1999	0	n/a	0	n/a	0	n/a
2000	0	n/a	0	n/a	0	n/a
2001	0	n/a	0	n/a	0	n/a
2002	0	n/a	0	n/a	0	n/a
2003	0	n/a	0	n/a	0	n/a
2004	0	n/a	0	n/a	0	n/a
2005	0	n/a	0	n/a	0	n/a
2006	21,100	n/a	486,060	n/a	324,040	n/a
2007	24,500	16.1%	383,858	-21.0%	255,905	-21.0%
2008	26,800	9.4%	532,339	38.7%	354,892	38.7%
2009	34,000	26.9%	634,655	19.2%	423,103	19.2%
2010	41,300	21.5%	784,729	23.6%	523,153	23.6%
2011	46,000	11.4%	779,283	-0.7%	519,522	-0.7%
2012	52,600	14.3%	788,360	1.2%	525,573	1.2%
2013	28,000	-46.8%	452,508	-42.6%	301,672	-42.6%
2014	0	-100.0%	0	-100.0%	0	-100.0%
2015	0	n/a	0	n/a	0	n/a
2016	0	n/a	0	n/a	0	n/a
2017	0	n/a	0	n/a	0	n/a
2018	0	n/a	0	n/a	0	n/a
2019	0	n/a	0	n/a	0	n/a
Total	**274,300**		**4,841,790**		**3,227,860**	

Data source: ARCOS (2006-2014) and Defendant Distribution Data (Walgreens 1/2006 - 3/2014)

Walgreens # 02244 (1/1996 to 12/2017)
DEA: BW1959482
3801 3rd Street, Suite 550
San Francisco, CA 94124

Walgreen Co Oxycodone Shipments to Walgreens # 02244, by Strength

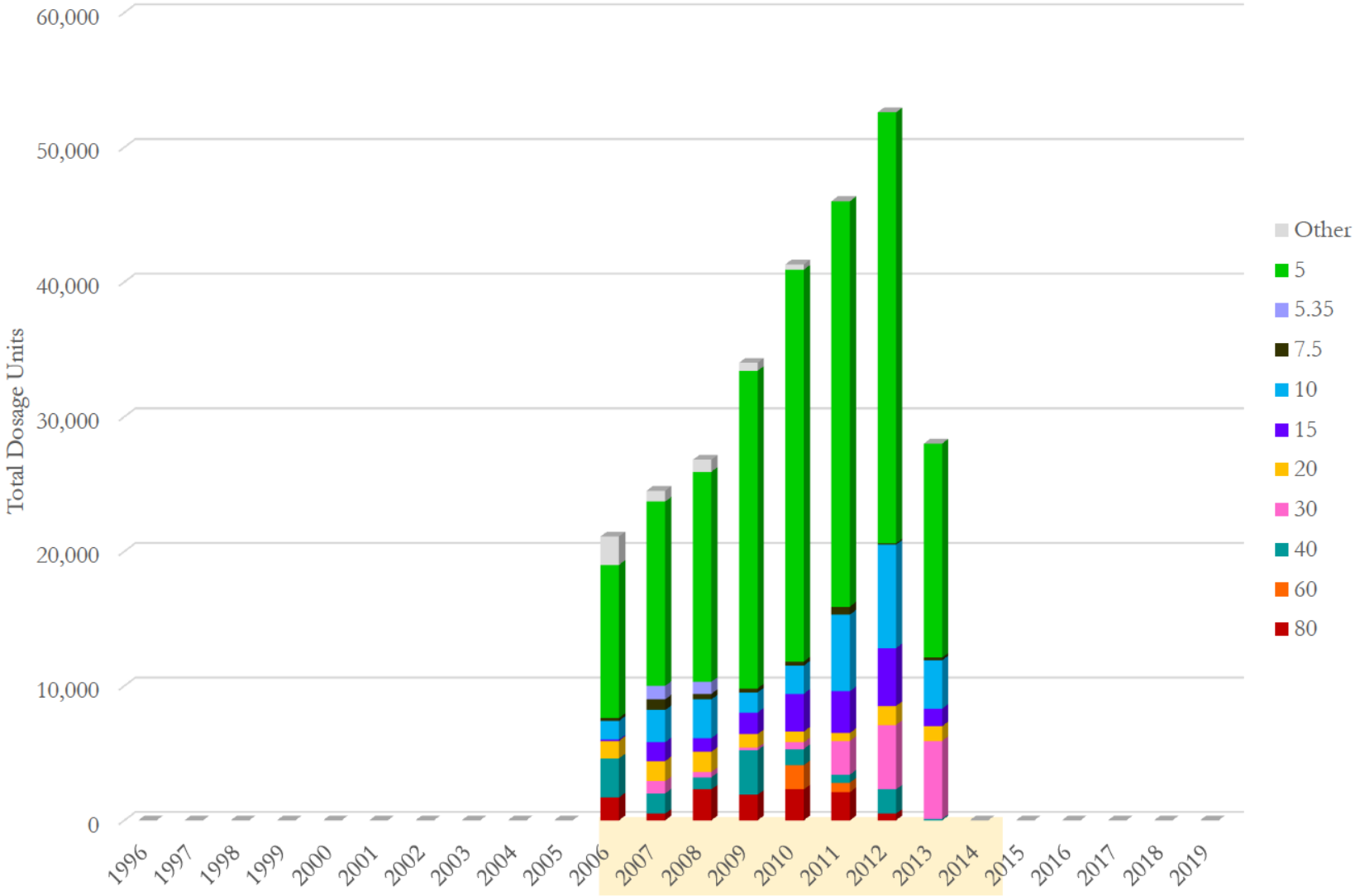

Data source: ARCOS (2006-2014) and Defendant Distribution Data (Walgreens 1/2006 - 3/2014)

Walgreens # 02244 (1/1996 to 12/2017)
DEA: BW1959482
3801 3rd Street, Suite 550
San Francisco, CA 94124

Walgreen Co Oxycodone Shipments to Walgreens # 02244, by Strength

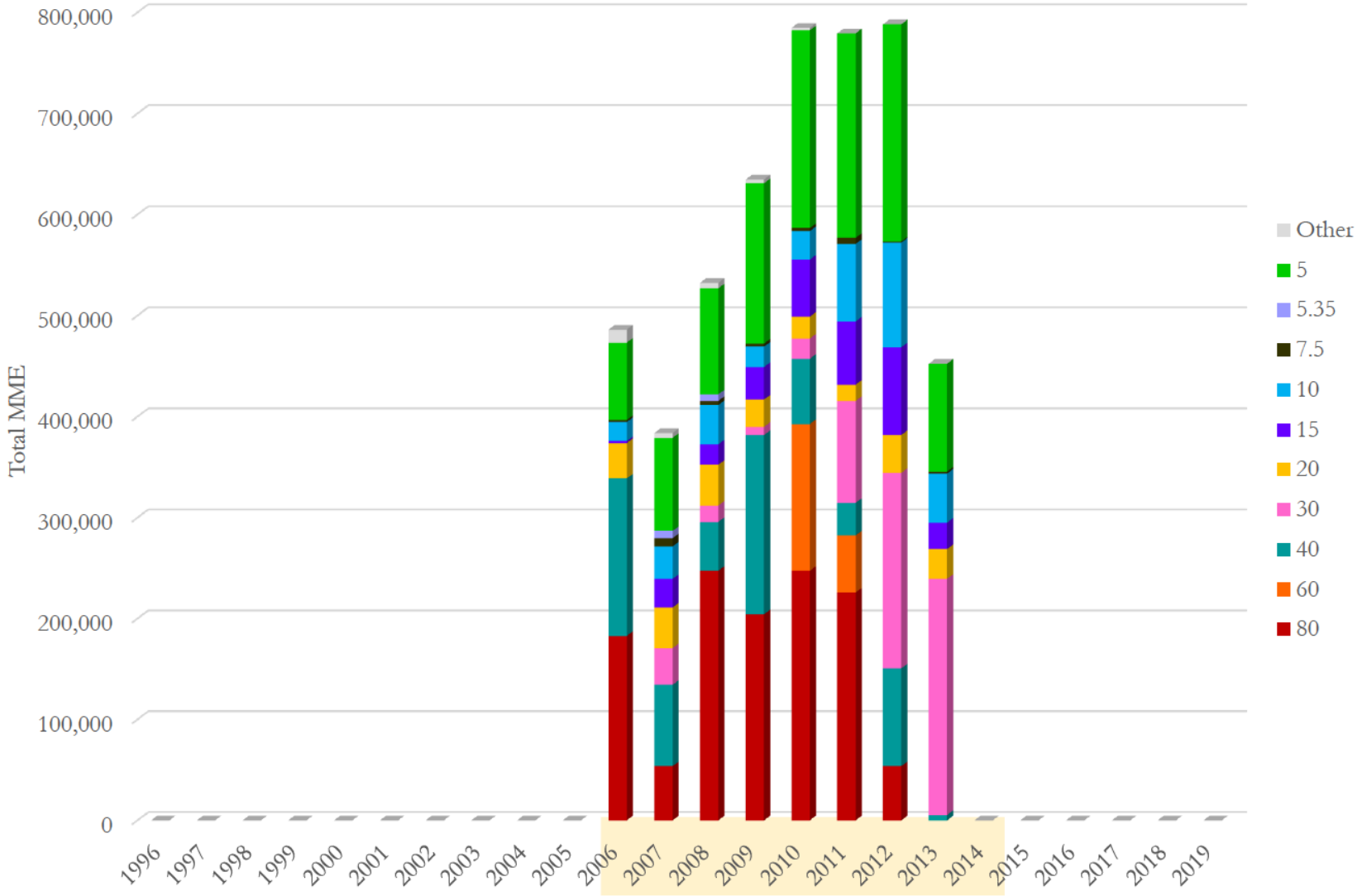

Data source: ARCOS (2006-2014) and Defendant Distribution Data (Walgreens 1/2006 - 3/2014)

Walgreens # 02244 (1/1996 to 12/2017)
DEA: BW1959482
3801 3rd Street, Suite 550
San Francisco, CA 94124

Walgreen Co Oxycodone Shipments to Walgreens # 02244, by Strength

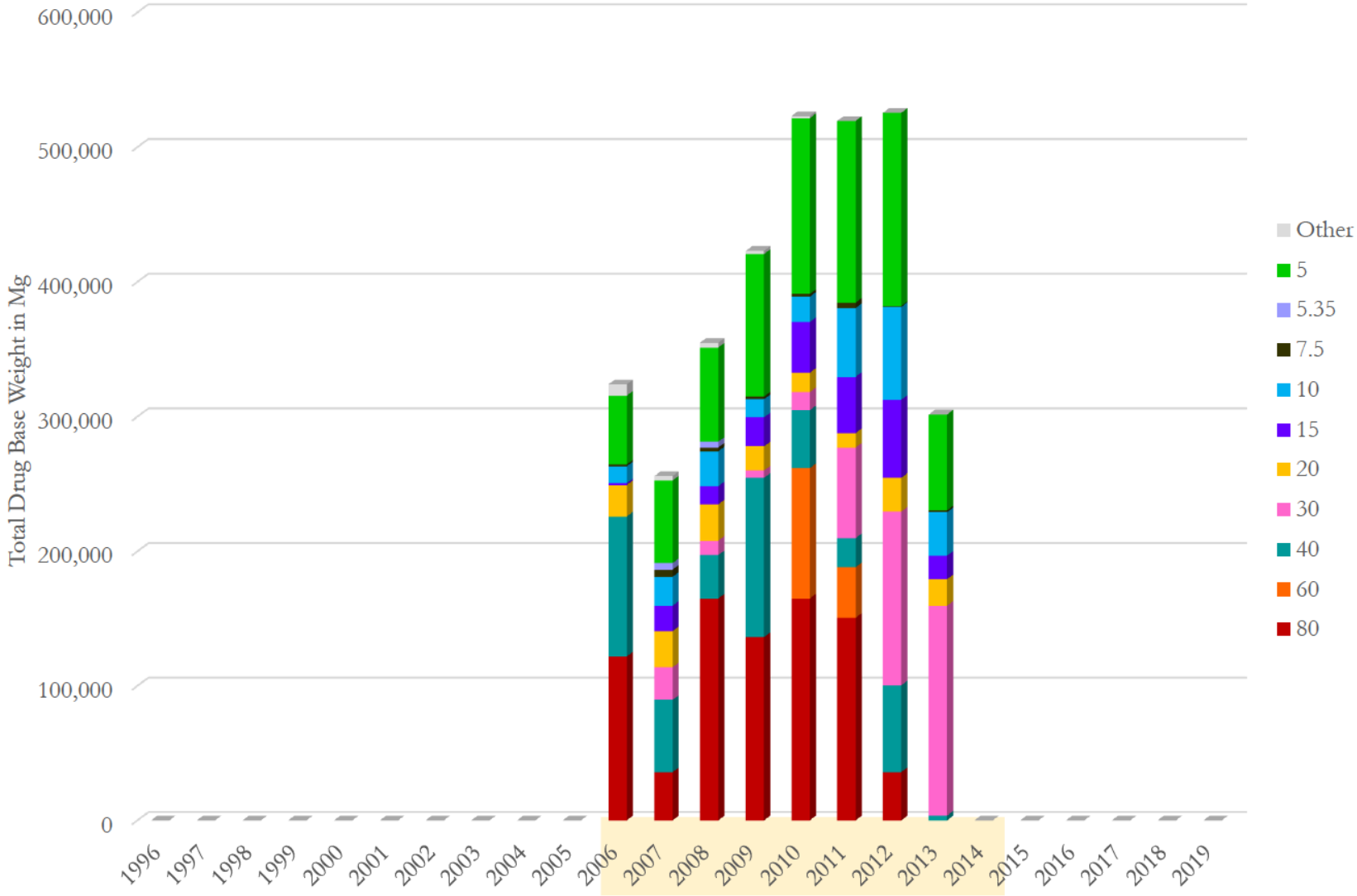

Data source: ARCOS (2006-2014) and Defendant Distribution Data (Walgreens 1/2006 - 3/2014)

Walgreens # 02244 (1/1996 to 12/2017)
DEA: BW1959482
3801 3rd Street, Suite 550
San Francisco, CA 94124

Walgreen Co Oxycodone Shipments to Walgreens # 02244, by Strength
(Total Dosage Units)

Strength Year\	80	60	40	30	20	15	10	7.5	5.35	5	Other	Total	Avg. Str
1996	0	0	0	0	0	0	0	0	0	0	0	**0**	
1997	0	0	0	0	0	0	0	0	0	0	0	**0**	
1998	0	0	0	0	0	0	0	0	0	0	0	**0**	
1999	0	0	0	0	0	0	0	0	0	0	0	**0**	
2000	0	0	0	0	0	0	0	0	0	0	0	**0**	
2001	0	0	0	0	0	0	0	0	0	0	0	**0**	
2002	0	0	0	0	0	0	0	0	0	0	0	**0**	
2003	0	0	0	0	0	0	0	0	0	0	0	**0**	
2004	0	0	0	0	0	0	0	0	0	0	0	**0**	
2005	0	0	0	0	0	0	0	0	0	0	0	**0**	
2006	1,700	0	2,900	0	1,300	100	1,400	200	0	11,400	2,100	**21,100**	18.53
2007	500	0	1,500	900	1,500	1,400	2,400	800	1,000	13,700	800	**24,500**	11.89
2008	2,300	0	900	400	1,500	1,000	2,900	400	900	15,600	900	**26,800**	15.13
2009	1,900	0	3,300	200	1,000	1,600	1,500	300	0	23,600	600	**34,000**	14.05
2010	2,300	1,800	1,200	500	800	2,800	2,100	300	0	29,100	400	**41,300**	14.22
2011	2,100	700	600	2,500	600	3,100	5,700	600	0	30,100	0	**46,000**	12.60
2012	500	0	1,800	4,800	1,400	4,300	7,700	100	0	32,000	0	**52,600**	11.15
2013	0	0	100	5,800	1,100	1,300	3,600	200	0	15,900	0	**28,000**	12.02
2014	0	0	0	0	0	0	0	0	0	0	0	**0**	
2015	0	0	0	0	0	0	0	0	0	0	0	**0**	
2016	0	0	0	0	0	0	0	0	0	0	0	**0**	
2017	0	0	0	0	0	0	0	0	0	0	0	**0**	
2018	0	0	0	0	0	0	0	0	0	0	0	**0**	
2019	0	0	0	0	0	0	0	0	0	0	0	**0**	
Total	**11,300**	**2,500**	**12,300**	**15,100**	**9,200**	**15,600**	**27,300**	**2,900**	**1,900**	**171,400**	**4,800**	**274,300**	13.28

Data source: ARCOS (2006-2014) and Defendant Distribution Data (Walgreens 1/2006 - 3/2014)

Walgreens # 02244 (1/1996 to 12/2017)
DEA: BW1959482
3801 3rd Street, Suite 550
San Francisco, CA 94124

Walgreen Co Oxycodone Shipments to Walgreens # 02244, by Strength
(Total MME)

Strength Year\	80	60	40	30	20	15	10	7.5	5.35	5	Other	Total	Avg. Str
1996	0	0	0	0	0	0	0	0	0	0	0	**0**	
1997	0	0	0	0	0	0	0	0	0	0	0	**0**	
1998	0	0	0	0	0	0	0	0	0	0	0	**0**	
1999	0	0	0	0	0	0	0	0	0	0	0	**0**	
2000	0	0	0	0	0	0	0	0	0	0	0	**0**	
2001	0	0	0	0	0	0	0	0	0	0	0	**0**	
2002	0	0	0	0	0	0	0	0	0	0	0	**0**	
2003	0	0	0	0	0	0	0	0	0	0	0	**0**	
2004	0	0	0	0	0	0	0	0	0	0	0	**0**	
2005	0	0	0	0	0	0	0	0	0	0	0	**0**	
2006	182,886	0	155,991	0	34,964	2,017	18,827	2,017	0	76,650	12,708	**486,060**	18.53
2007	53,790	0	80,685	36,308	40,343	28,240	32,274	8,069	7,194	92,115	4,841	**383,858**	11.89
2008	247,434	0	48,411	16,137	40,343	20,171	38,998	4,034	6,474	104,890	5,446	**532,339**	15.13
2009	204,402	0	177,507	8,069	26,895	32,274	20,171	3,026	0	158,681	3,631	**634,655**	14.05
2010	247,434	145,233	64,548	20,171	21,516	56,480	28,240	3,026	0	195,661	2,421	**784,729**	14.22
2011	225,918	56,480	32,274	100,856	16,137	62,531	76,651	6,051	0	202,385	0	**779,283**	12.60
2012	53,790	0	96,822	193,644	37,653	86,736	103,546	1,009	0	215,160	0	**788,360**	11.15
2013	0	0	5,379	233,987	29,585	26,223	48,411	2,017	0	106,908	0	**452,508**	12.02
2014	0	0	0	0	0	0	0	0	0	0	0	**0**	
2015	0	0	0	0	0	0	0	0	0	0	0	**0**	
2016	0	0	0	0	0	0	0	0	0	0	0	**0**	
2017	0	0	0	0	0	0	0	0	0	0	0	**0**	
2018	0	0	0	0	0	0	0	0	0	0	0	**0**	
2019	0	0	0	0	0	0	0	0	0	0	0	**0**	
Total	**1,215,654**	**201,713**	**661,617**	**609,172**	**247,434**	**314,672**	**367,117**	**29,248**	**13,668**	**1,152,450**	**29,047**	**4,841,790**	13.28

Data source: ARCOS (2006-2014) and Defendant Distribution Data (Walgreens 1/2006 - 3/2014)

Walgreens # 02244 (1/1996 to 12/2017)
DEA: BW1959482
3801 3rd Street, Suite 550
San Francisco, CA 94124

Walgreen Co Oxycodone Shipments to Walgreens # 02244, by Strength
(Total Drug Base Weight in Milligram)

Strength Year\	80	60	40	30	20	15	10	7.5	5.35	5	Other	Total	Avg. Str
1996	0	0	0	0	0	0	0	0	0	0	0	**0**	
1997	0	0	0	0	0	0	0	0	0	0	0	**0**	
1998	0	0	0	0	0	0	0	0	0	0	0	**0**	
1999	0	0	0	0	0	0	0	0	0	0	0	**0**	
2000	0	0	0	0	0	0	0	0	0	0	0	**0**	
2001	0	0	0	0	0	0	0	0	0	0	0	**0**	
2002	0	0	0	0	0	0	0	0	0	0	0	**0**	
2003	0	0	0	0	0	0	0	0	0	0	0	**0**	
2004	0	0	0	0	0	0	0	0	0	0	0	**0**	
2005	0	0	0	0	0	0	0	0	0	0	0	**0**	
2006	121,924	0	103,994	0	23,309	1,345	12,551	1,345	0	51,100	8,472	**324,040**	18.53
2007	35,860	0	53,790	24,206	26,895	18,827	21,516	5,379	4,796	61,410	3,227	**255,905**	11.89
2008	164,956	0	32,274	10,758	26,895	13,448	25,999	2,690	4,316	69,927	3,631	**354,892**	15.13
2009	136,268	0	118,338	5,379	17,930	21,516	13,448	2,017	0	105,787	2,421	**423,103**	14.05
2010	164,956	96,822	43,032	13,448	14,344	37,653	18,827	2,017	0	130,441	1,614	**523,153**	14.22
2011	150,612	37,653	21,516	67,238	10,758	41,687	51,101	4,034	0	134,923	0	**519,522**	12.60
2012	35,860	0	64,548	129,096	25,102	57,824	69,031	672	0	143,440	0	**525,573**	11.15
2013	0	0	3,586	155,991	19,723	17,482	32,274	1,345	0	71,272	0	**301,672**	12.02
2014	0	0	0	0	0	0	0	0	0	0	0	**0**	
2015	0	0	0	0	0	0	0	0	0	0	0	**0**	
2016	0	0	0	0	0	0	0	0	0	0	0	**0**	
2017	0	0	0	0	0	0	0	0	0	0	0	**0**	
2018	0	0	0	0	0	0	0	0	0	0	0	**0**	
2019	0	0	0	0	0	0	0	0	0	0	0	**0**	
Total	**810,436**	**134,475**	**441,078**	**406,115**	**164,956**	**209,781**	**244,745**	**19,499**	**9,112**	**768,300**	**19,364**	**3,227,860**	13.28

Data source: ARCOS (2006-2014) and Defendant Distribution Data (Walgreens 1/2006 - 3/2014)

Walgreens # 02244 (1/1996 to 12/2017)
DEA: BW1959482
3801 3rd Street, Suite 550
San Francisco, CA 94124

Anda, Inc Hydrocodone Shipments to Walgreens # 02244

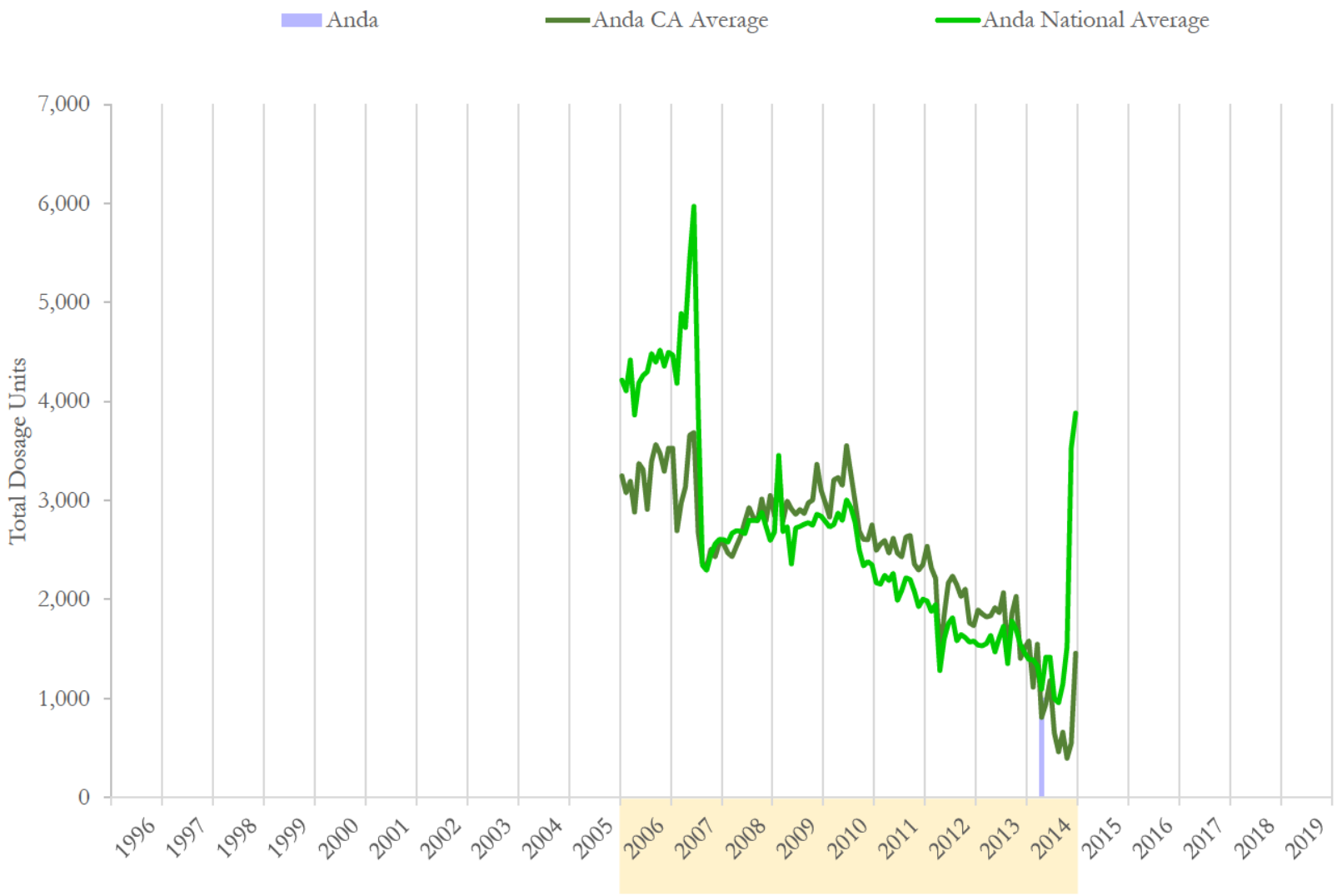

National and state averages reflect hydrocodone shipped from Anda, Inc to all active pharmacies each month.
Data source: ARCOS (2006-2014) and Defendant Distribution Data (Anda 12/1996 - 1/2015)

Walgreens # 02244 (1/1996 to 12/2017)
DEA: BW1959482
3801 3rd Street, Suite 550
San Francisco, CA 94124

Anda, Inc Hydrocodone Shipments to Walgreens # 02244

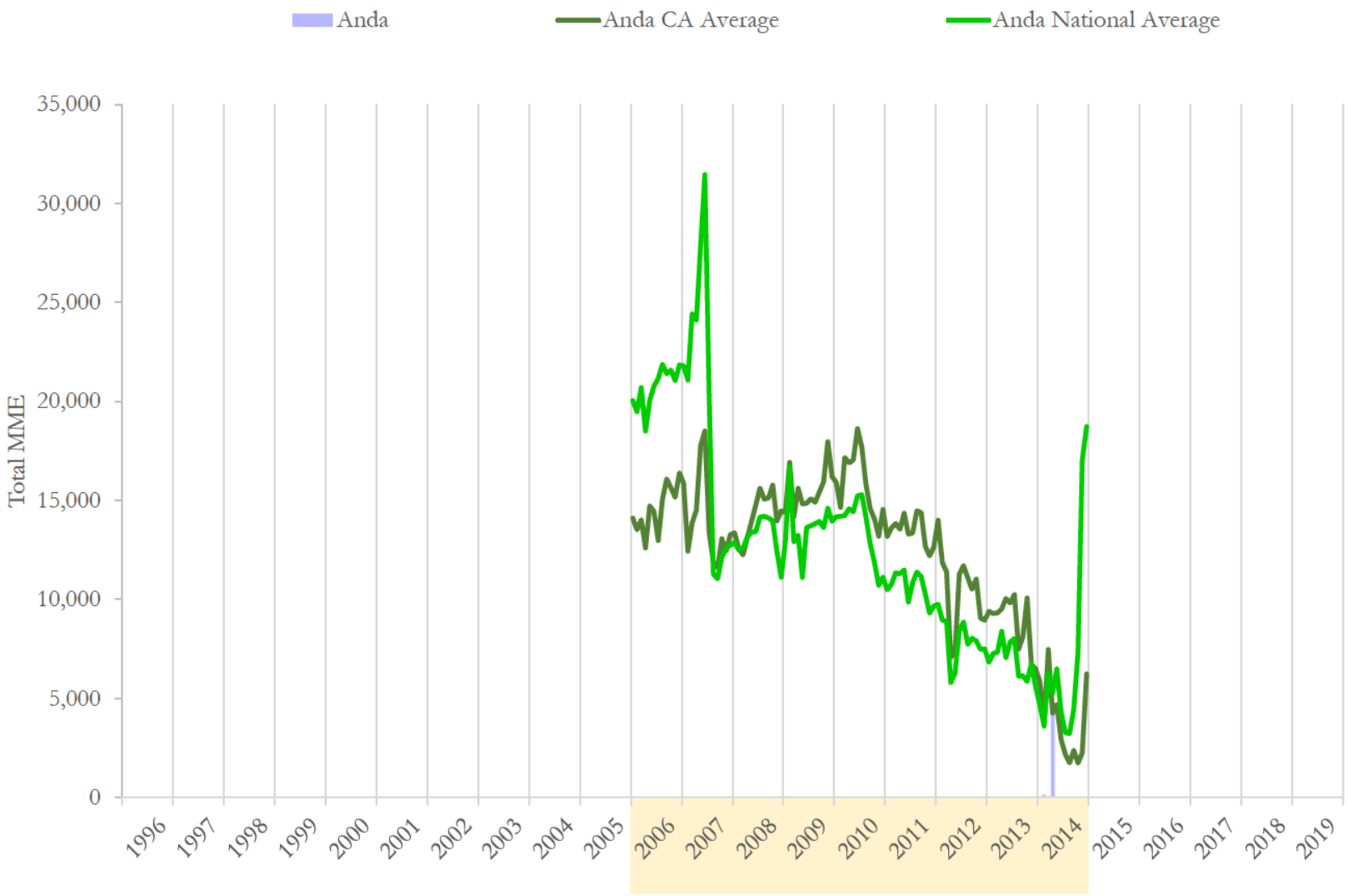

National and state averages reflect hydrocodone shipped from Anda, Inc to all active pharmacies each month.
Data source: ARCOS (2006-2014) and Defendant Distribution Data (Anda 12/1996 - 1/2015)

Walgreens # 02244 (1/1996 to 12/2017)
DEA: BW1959482
3801 3rd Street, Suite 550
San Francisco, CA 94124

Anda, Inc Hydrocodone Shipments to Walgreens # 02244

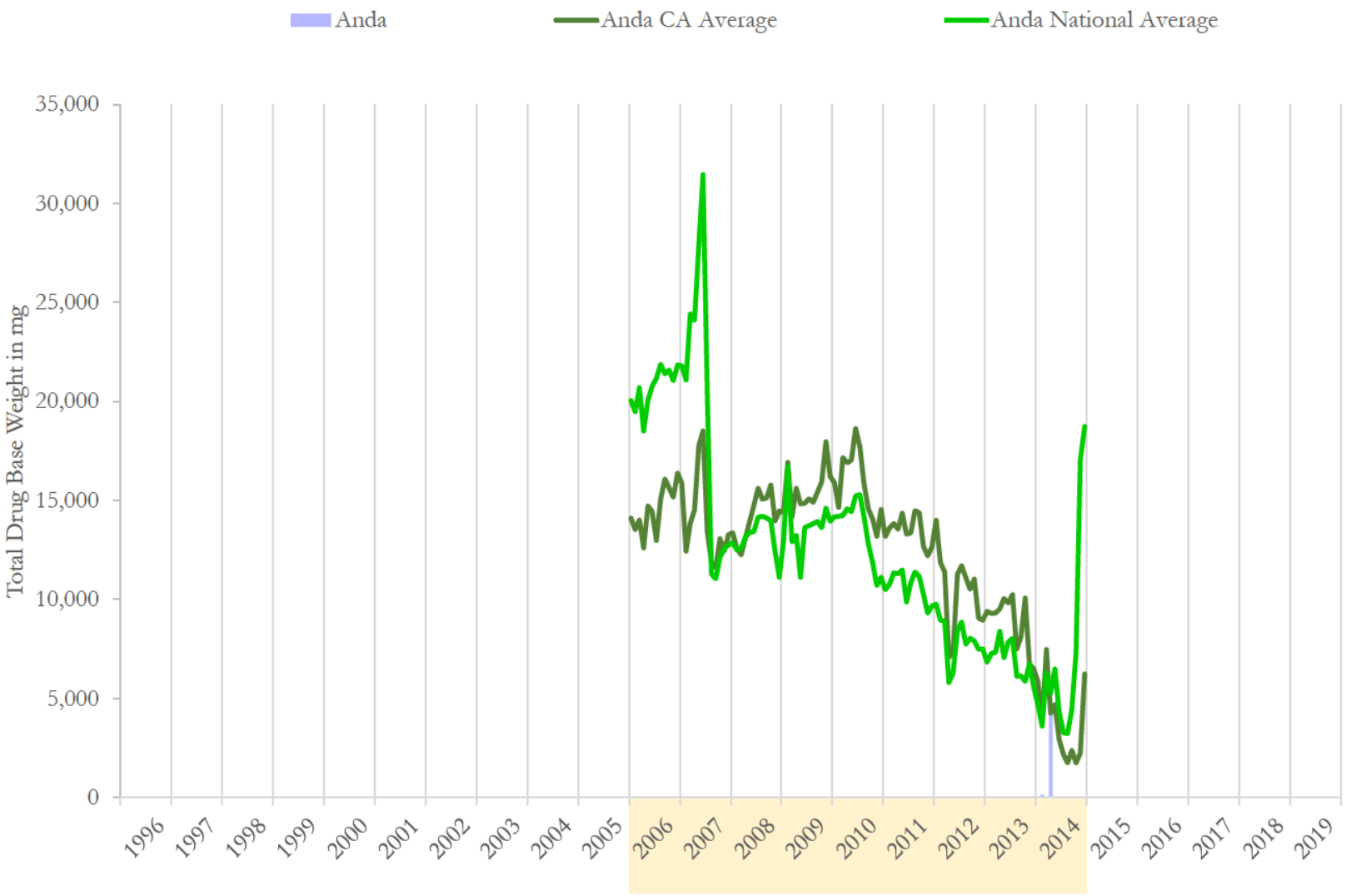

National and state averages reflect hydrocodone shipped from Anda, Inc to all active pharmacies each month.
Data source: ARCOS (2006-2014) and Defendant Distribution Data (Anda 12/1996 - 1/2015)

Anda, Inc Hydrocodone Shipments to Walgreens # 02244

	Dosage Units		MME		Drug Base Weight in mg	
Date	Anda	% Change	Anda	% Change	Anda	% Change
01/2014	0	n/a	0	n/a	0	n/a
02/2014	0	n/a	143	n/a	143	n/a
03/2014	0	n/a	0	-100.0%	0	-100.0%
04/2014	1,000	n/a	4,541	n/a	4,541	n/a
05/2014	0	-100.0%	0	-100.0%	0	-100.0%
06/2014	0	n/a	0	n/a	0	n/a
07/2014	0	n/a	0	n/a	0	n/a
08/2014	0	n/a	0	n/a	0	n/a
09/2014	0	n/a	0	n/a	0	n/a
10/2014	0	n/a	0	n/a	0	n/a
11/2014	0	n/a	0	n/a	0	n/a
12/2014	0	n/a	0	n/a	0	n/a
01/2015	0	n/a	0	n/a	0	n/a
02/2015	0	n/a	0	n/a	0	n/a
03/2015	0	n/a	0	n/a	0	n/a
04/2015	0	n/a	0	n/a	0	n/a
05/2015	0	n/a	0	n/a	0	n/a
06/2015	0	n/a	0	n/a	0	n/a
07/2015	0	n/a	0	n/a	0	n/a
08/2015	0	n/a	0	n/a	0	n/a
09/2015	0	n/a	0	n/a	0	n/a
10/2015	0	n/a	0	n/a	0	n/a
11/2015	0	n/a	0	n/a	0	n/a
12/2015	0	n/a	0	n/a	0	n/a

Data source: ARCOS (2006-2014) and Defendant Distribution Data (Anda 12/1996 - 1/2015)

Anda, Inc Hydrocodone Shipments to Walgreens # 02244

	Dosage Units		MME		Drug Base Weight in mg	
Date	Anda	% Change	Anda	% Change	Anda	% Change
1996	0		0		0	
1997	0	n/a	0	n/a	0	n/a
1998	0	n/a	0	n/a	0	n/a
1999	0	n/a	0	n/a	0	n/a
2000	0	n/a	0	n/a	0	n/a
2001	0	n/a	0	n/a	0	n/a
2002	0	n/a	0	n/a	0	n/a
2003	0	n/a	0	n/a	0	n/a
2004	0	n/a	0	n/a	0	n/a
2005	0	n/a	0	n/a	0	n/a
2006	0	n/a	0	n/a	0	n/a
2007	0	n/a	0	n/a	0	n/a
2008	0	n/a	0	n/a	0	n/a
2009	0	n/a	0	n/a	0	n/a
2010	0	n/a	0	n/a	0	n/a
2011	0	n/a	0	n/a	0	n/a
2012	0	n/a	0	n/a	0	n/a
2013	0	n/a	0	n/a	0	n/a
2014	1,000	n/a	4,684	n/a	4,684	n/a
2015	0	-100.0%	0	-100.0%	0	-100.0%
2016	0	n/a	0	n/a	0	n/a
2017	0	n/a	0	n/a	0	n/a
2018	0	n/a	0	n/a	0	n/a
2019	0	n/a	0	n/a	0	n/a
Total	**1,000**		**4,684**		**4,684**	

Data source: ARCOS (2006-2014) and Defendant Distribution Data (Anda 12/1996 - 1/2015)

Walgreens # 02244 (1/1996 to 12/2017)
DEA: BW1959482
3801 3rd Street, Suite 550
San Francisco, CA 94124

Anda, Inc Hydrocodone Shipments to Walgreens # 02244, by Strength

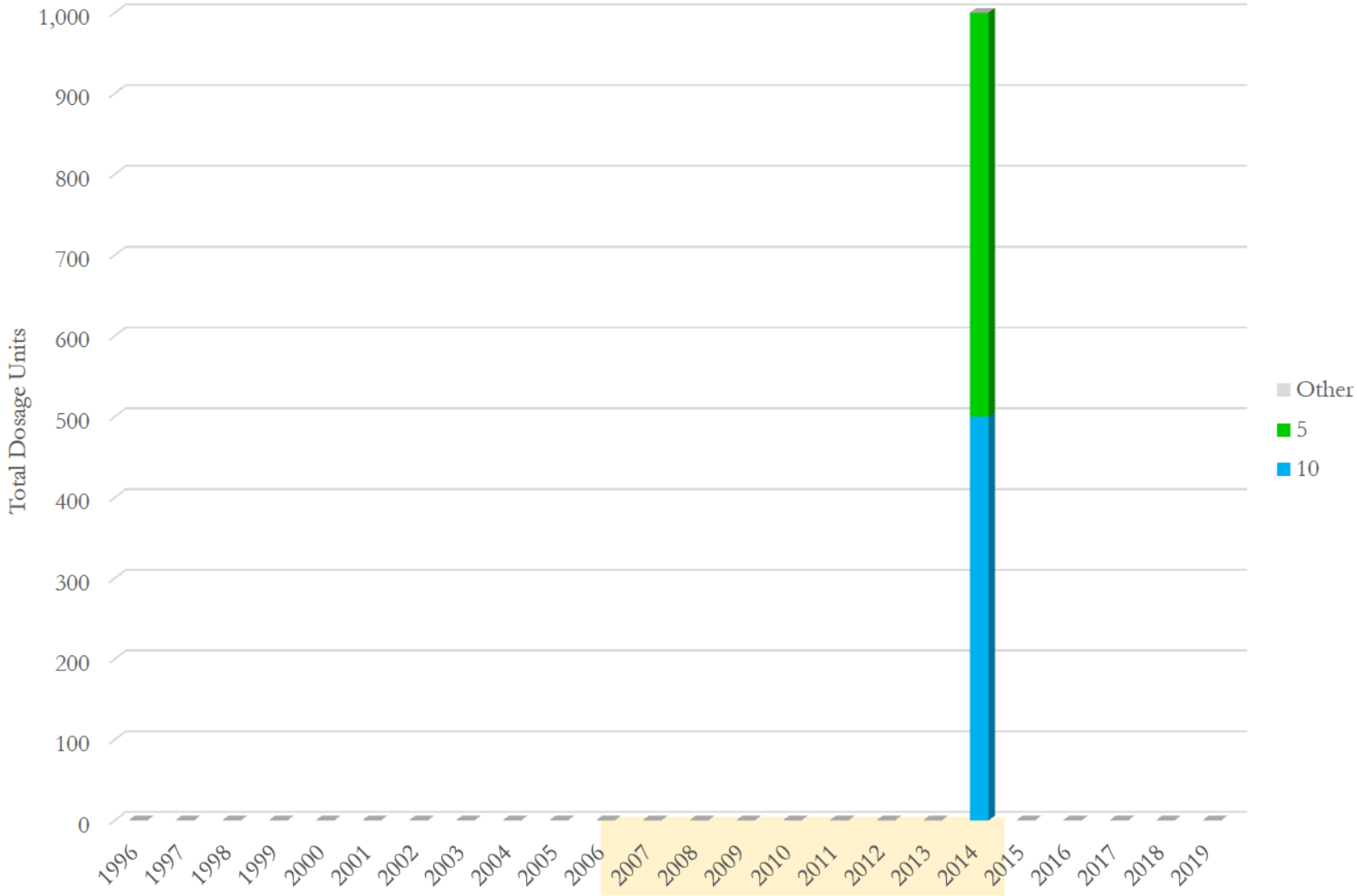

Data source: ARCOS (2006-2014) and Defendant Distribution Data (Anda 12/1996 - 1/2015)

Walgreens # 02244 (1/1996 to 12/2017)
DEA: BW1959482
3801 3rd Street, Suite 550
San Francisco, CA 94124

Anda, Inc Hydrocodone Shipments to Walgreens # 02244, by Strength

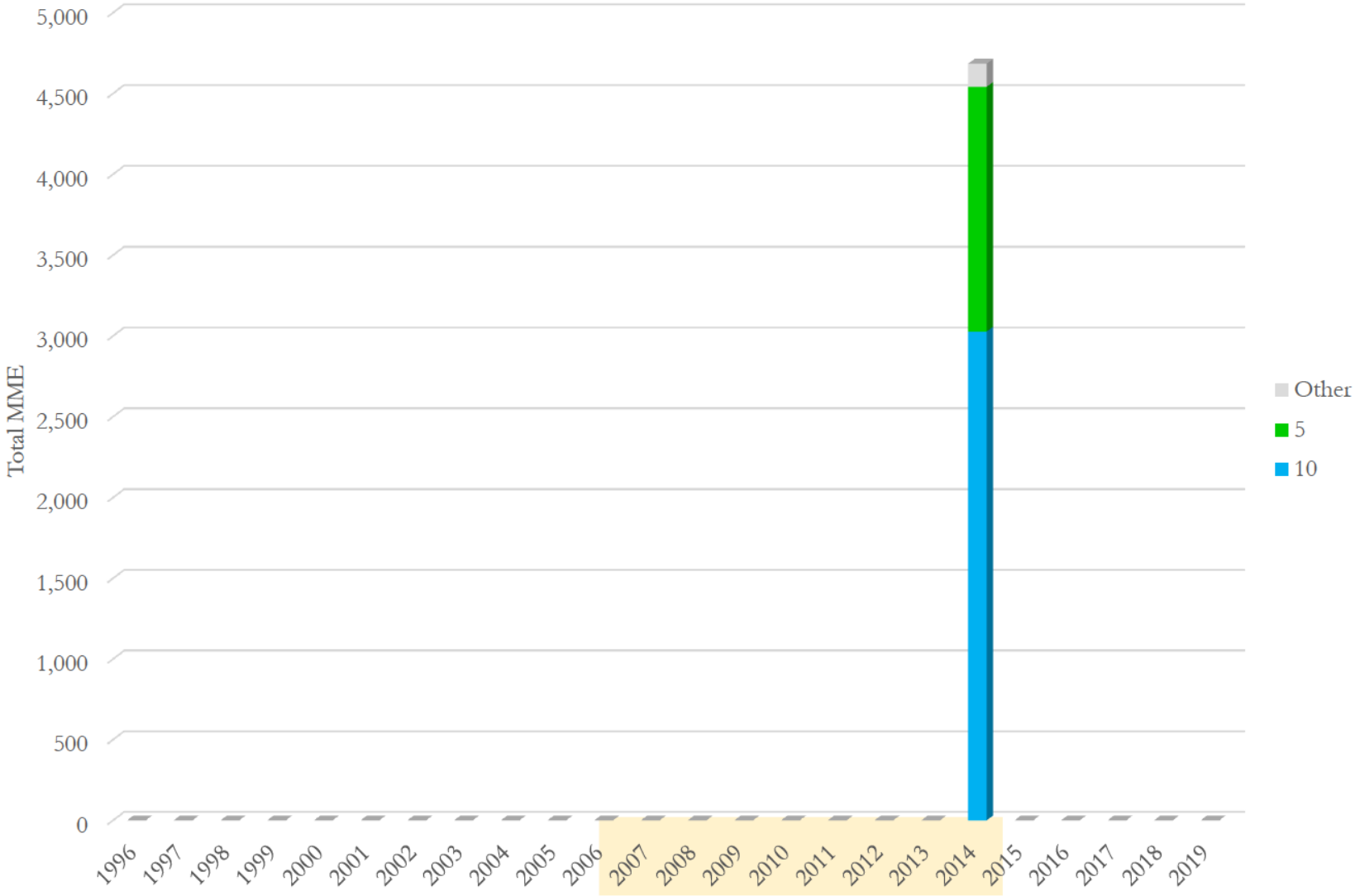

Data source: ARCOS (2006-2014) and Defendant Distribution Data (Anda 12/1996 - 1/2015)

Walgreens # 02244 (1/1996 to 12/2017)
DEA: BW1959482
3801 3rd Street, Suite 550
San Francisco, CA 94124

Anda, Inc Hydrocodone Shipments to Walgreens # 02244, by Strength

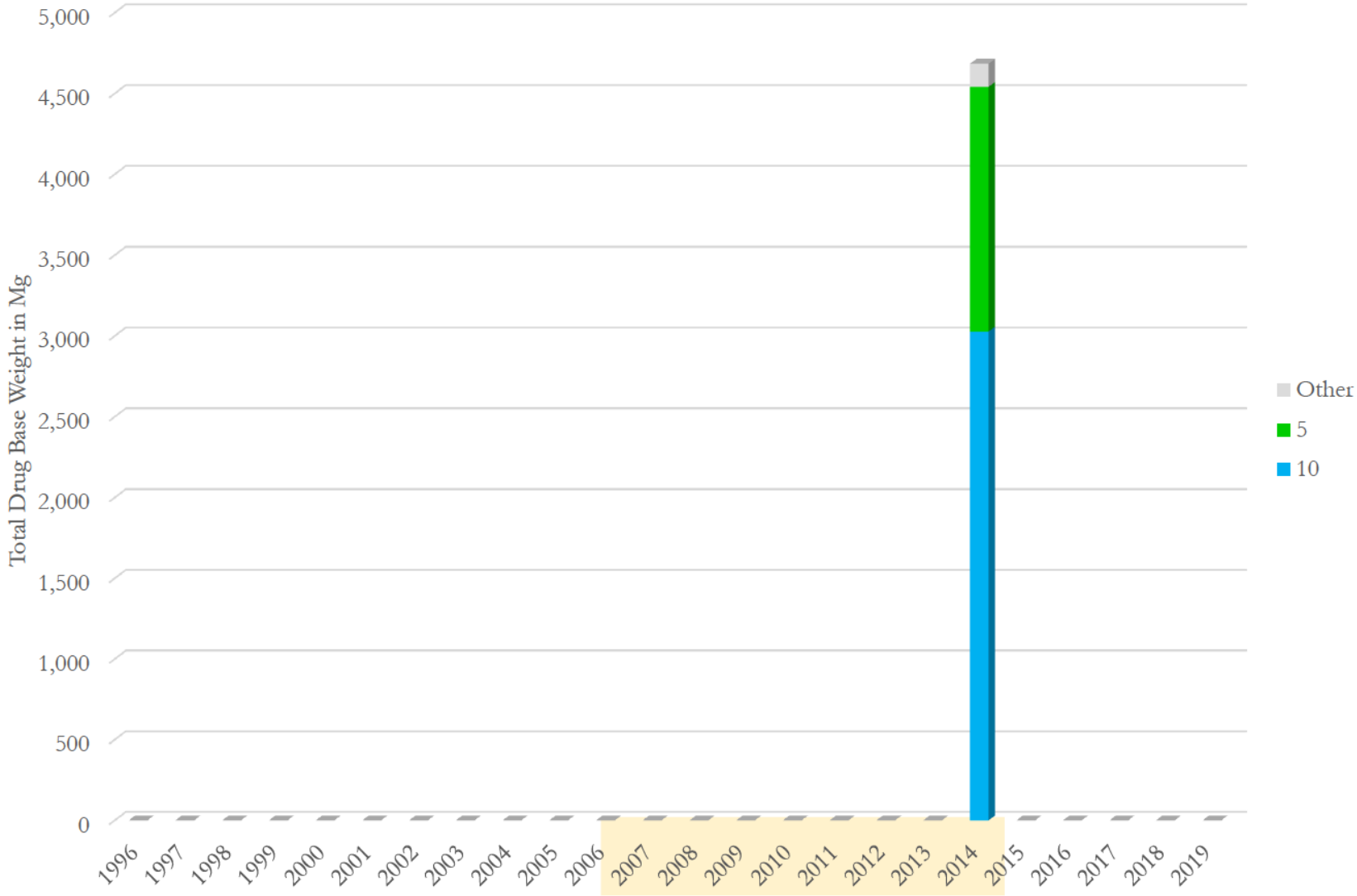

Data source: ARCOS (2006-2014) and Defendant Distribution Data (Anda 12/1996 - 1/2015)

Anda, Inc Hydrocodone Shipments to Walgreens # 02244, by Strength
(Total Dosage Units)

Strength Year\	10	5	Other	Total	Avg. Str
1996	0	0	0	**0**	
1997	0	0	0	**0**	
1998	0	0	0	**0**	
1999	0	0	0	**0**	
2000	0	0	0	**0**	
2001	0	0	0	**0**	
2002	0	0	0	**0**	
2003	0	0	0	**0**	
2004	0	0	0	**0**	
2005	0	0	0	**0**	
2006	0	0	0	**0**	
2007	0	0	0	**0**	
2008	0	0	0	**0**	
2009	0	0	0	**0**	
2010	0	0	0	**0**	
2011	0	0	0	**0**	
2012	0	0	0	**0**	
2013	0	0	0	**0**	
2014	500	500	0	**1,000**	7.50
2015	0	0	0	**0**	
2016	0	0	0	**0**	
2017	0	0	0	**0**	
2018	0	0	0	**0**	
2019	0	0	0	**0**	
Total	**500**	**500**	**0**	**1,000**	7.50

Data source: ARCOS (2006-2014) and Defendant Distribution Data (Anda 12/1996 - 1/2015)

Anda, Inc Hydrocodone Shipments to Walgreens # 02244, by Strength
(Total MME)

Strength Year\	10	5	Other	Total	Avg. Str
1996	0	0	0	**0**	
1997	0	0	0	**0**	
1998	0	0	0	**0**	
1999	0	0	0	**0**	
2000	0	0	0	**0**	
2001	0	0	0	**0**	
2002	0	0	0	**0**	
2003	0	0	0	**0**	
2004	0	0	0	**0**	
2005	0	0	0	**0**	
2006	0	0	0	**0**	
2007	0	0	0	**0**	
2008	0	0	0	**0**	
2009	0	0	0	**0**	
2010	0	0	0	**0**	
2011	0	0	0	**0**	
2012	0	0	0	**0**	
2013	0	0	0	**0**	
2014	3,027	1,514	143	**4,684**	7.50
2015	0	0	0	**0**	
2016	0	0	0	**0**	
2017	0	0	0	**0**	
2018	0	0	0	**0**	
2019	0	0	0	**0**	
Total	**3,027**	**1,514**	**143**	**4,684**	7.50

Data source: ARCOS (2006-2014) and Defendant Distribution Data (Anda 12/1996 - 1/2015)

Anda, Inc Hydrocodone Shipments to Walgreens # 02244, by Strength
(Total Drug Base Weight in Milligram)

Strength Year\	10	5	Other	Total	Avg. Str
1996	0	0	0	**0**	
1997	0	0	0	**0**	
1998	0	0	0	**0**	
1999	0	0	0	**0**	
2000	0	0	0	**0**	
2001	0	0	0	**0**	
2002	0	0	0	**0**	
2003	0	0	0	**0**	
2004	0	0	0	**0**	
2005	0	0	0	**0**	
2006	0	0	0	**0**	
2007	0	0	0	**0**	
2008	0	0	0	**0**	
2009	0	0	0	**0**	
2010	0	0	0	**0**	
2011	0	0	0	**0**	
2012	0	0	0	**0**	
2013	0	0	0	**0**	
2014	3,027	1,514	143	**4,684**	7.50
2015	0	0	0	**0**	
2016	0	0	0	**0**	
2017	0	0	0	**0**	
2018	0	0	0	**0**	
2019	0	0	0	**0**	
Total	**3,027**	**1,514**	**143**	**4,684**	7.50

Data source: ARCOS (2006-2014) and Defendant Distribution Data (Anda 12/1996 - 1/2015)

Walgreens # 02244 (1/1996 to 12/2017)
DEA: BW1959482
3801 3rd Street, Suite 550
San Francisco, CA 94124

Walgreen Co Hydrocodone Shipments to Walgreens # 02244

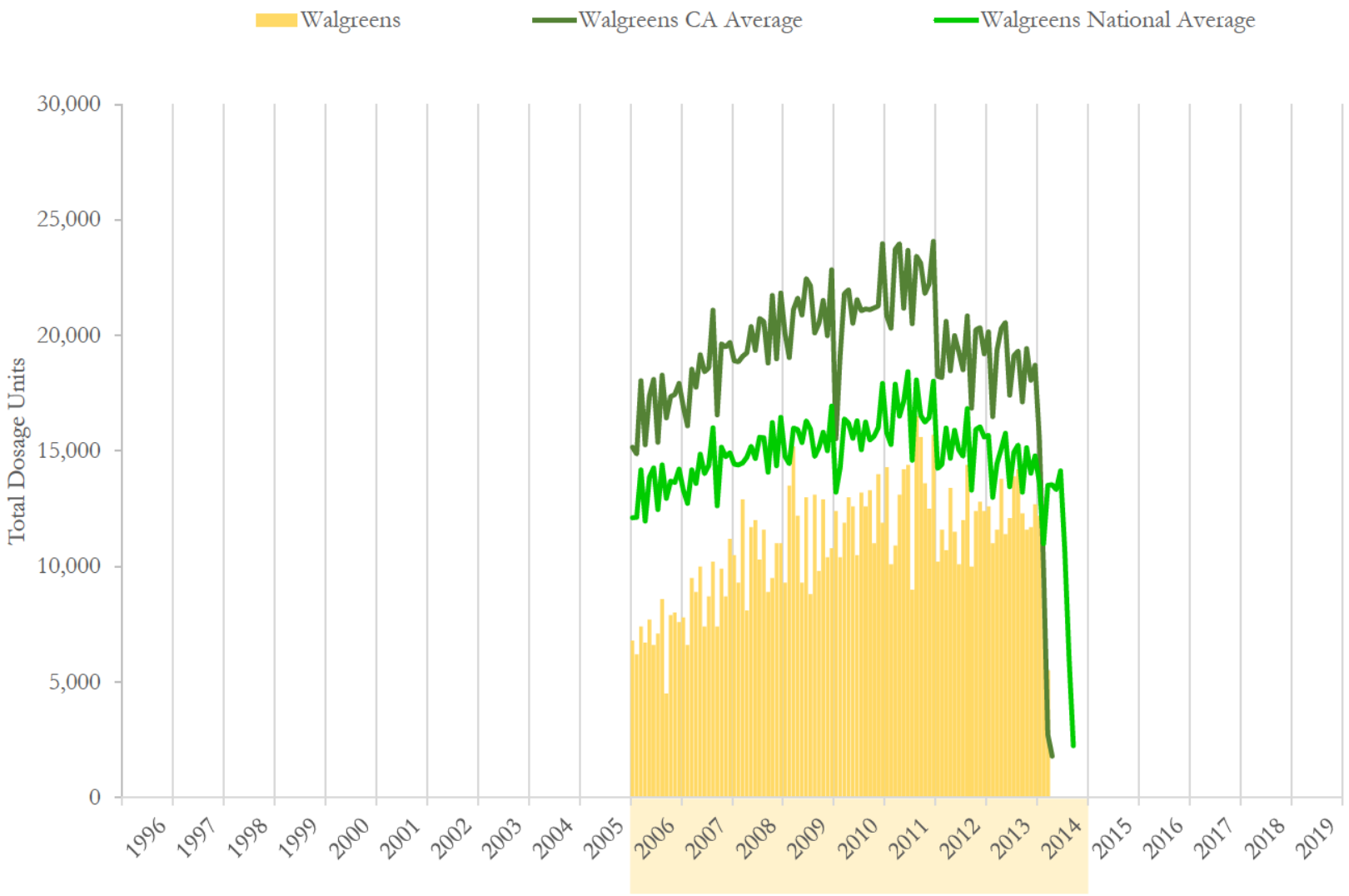

National and state averages reflect hydrocodone shipped from Walgreen Co to all active pharmacies each month.
Data source: ARCOS (2006-2014) and Defendant Distribution Data (Walgreens 1/2006 - 3/2014)

Walgreens # 02244 (1/1996 to 12/2017)
DEA: BW1959482
3801 3rd Street, Suite 550
San Francisco, CA 94124

Walgreen Co Hydrocodone Shipments to Walgreens # 02244

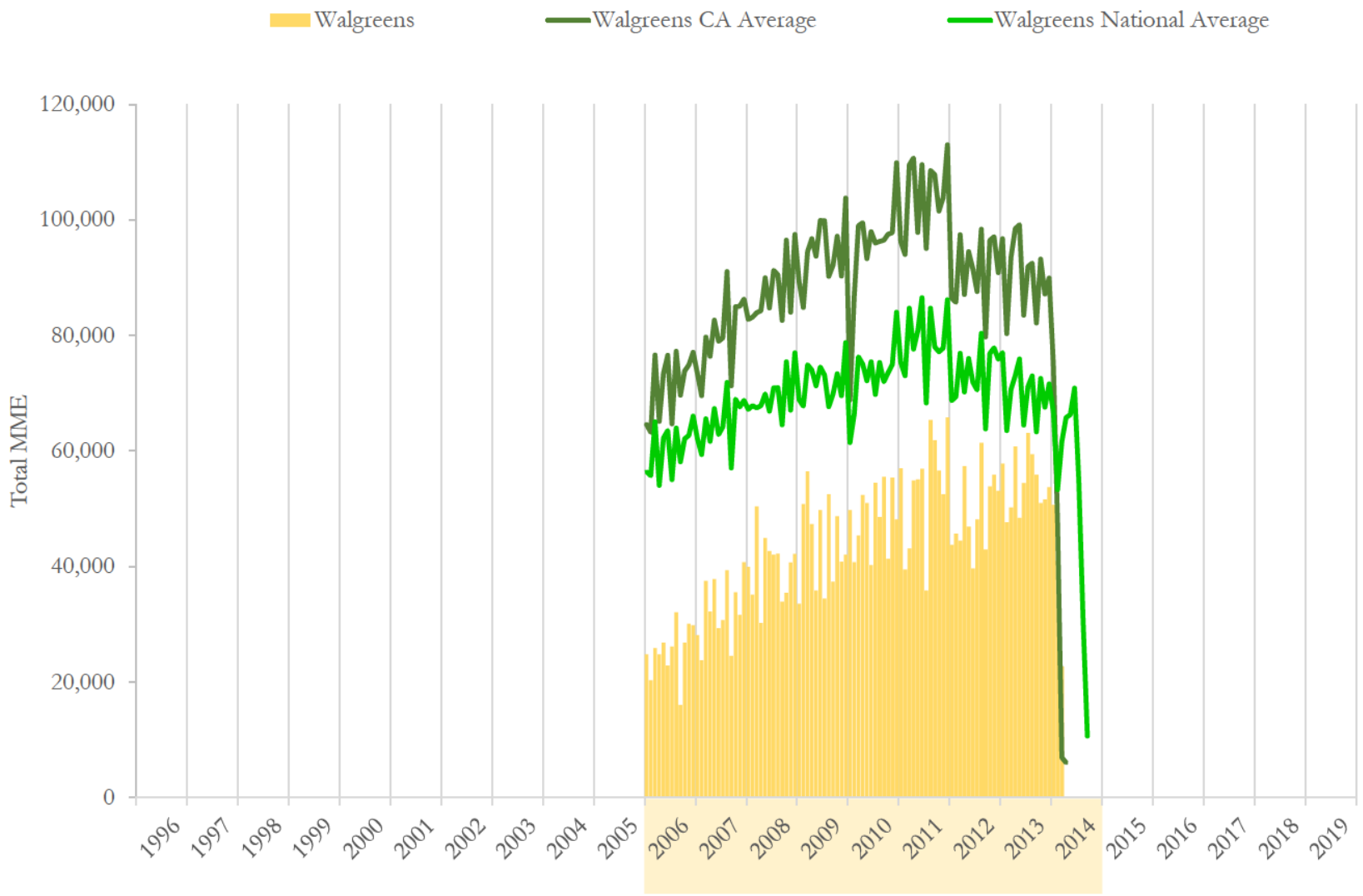

National and state averages reflect hydrocodone shipped from Walgreen Co to all active pharmacies each month.
Data source: ARCOS (2006-2014) and Defendant Distribution Data (Walgreens 1/2006 - 3/2014)

Walgreens # 02244 (1/1996 to 12/2017)
DEA: BW1959482
3801 3rd Street, Suite 550
San Francisco, CA 94124

Walgreen Co Hydrocodone Shipments to Walgreens # 02244

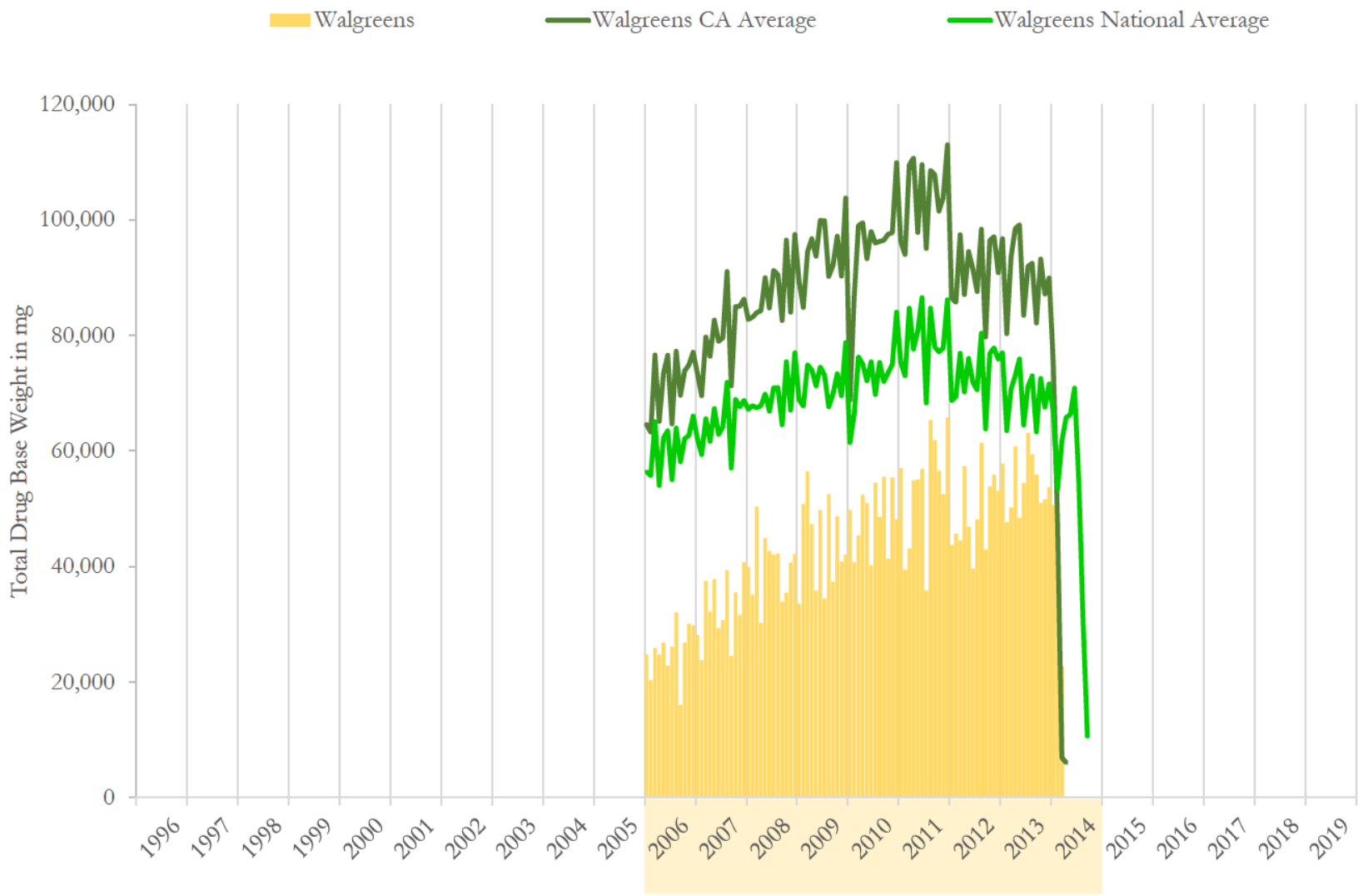

National and state averages reflect hydrocodone shipped from Walgreen Co to all active pharmacies each month.
Data source: ARCOS (2006-2014) and Defendant Distribution Data (Walgreens 1/2006 - 3/2014)

Walgreen Co Hydrocodone Shipments to Walgreens # 02244

	Dosage Units		MME		Drug Base Weight in mg	
Date	Walgreens	% Change	Walgreens	% Change	Walgreens	% Change
01/2006	6,800	n/a	24,821	n/a	24,821	n/a
02/2006	6,200	-8.8%	20,281	-18.3%	20,281	-18.3%
03/2006	7,400	19.4%	25,881	27.6%	25,881	27.6%
04/2006	6,700	-9.5%	24,821	-4.1%	24,821	-4.1%
05/2006	7,700	14.9%	26,781	7.9%	26,781	7.9%
06/2006	6,600	-14.3%	22,854	-14.7%	22,854	-14.7%
07/2006	7,100	7.6%	26,135	14.4%	26,135	14.4%
08/2006	8,600	21.1%	32,070	22.7%	32,070	22.7%
09/2006	4,500	-47.7%	16,035	-50.0%	16,035	-50.0%
10/2006	7,900	75.6%	26,789	67.1%	26,789	67.1%
11/2006	8,000	1.3%	30,119	12.4%	30,119	12.4%
12/2006	7,600	-5.0%	29,816	-1.0%	29,816	-1.0%
01/2007	7,800	2.6%	28,135	-5.6%	28,135	-5.6%
02/2007	6,600	-15.4%	23,762	-15.5%	23,762	-15.5%
03/2007	9,500	43.9%	37,478	57.7%	37,478	57.7%
04/2007	8,900	-6.3%	32,213	-14.0%	32,213	-14.0%
05/2007	10,000	12.4%	37,821	17.4%	37,821	17.4%
06/2007	7,400	-26.0%	29,362	-22.4%	29,362	-22.4%
07/2007	8,700	17.6%	30,724	4.6%	30,724	4.6%
08/2007	10,200	17.2%	39,351	28.1%	39,351	28.1%
09/2007	7,400	-27.5%	24,519	-37.7%	24,519	-37.7%
10/2007	9,900	33.8%	35,567	45.1%	35,567	45.1%
11/2007	8,700	-12.1%	31,632	-11.1%	31,632	-11.1%
12/2007	11,200	28.7%	40,713	28.7%	40,713	28.7%

Data source: ARCOS (2006-2014) and Defendant Distribution Data (Walgreens 1/2006 - 3/2014)

Walgreen Co Hydrocodone Shipments to Walgreens # 02244

	Dosage Units		MME		Drug Base Weight in mg	
Date	Walgreens	% Change	Walgreens	% Change	Walgreens	% Change
01/2008	10,500	-6.3%	39,940	-1.9%	39,940	-1.9%
02/2008	9,300	-11.4%	35,113	-12.1%	35,113	-12.1%
03/2008	12,900	38.7%	50,391	43.5%	50,391	43.5%
04/2008	8,100	-37.2%	30,246	-40.0%	30,246	-40.0%
05/2008	11,700	44.4%	44,935	48.6%	44,935	48.6%
06/2008	12,000	2.6%	42,681	-5.0%	42,681	-5.0%
07/2008	10,300	-14.2%	42,075	-1.4%	42,075	-1.4%
08/2008	11,600	12.6%	42,227	0.4%	42,227	0.4%
09/2008	8,900	-23.3%	33,902	-19.7%	33,902	-19.7%
10/2008	9,500	6.7%	35,416	4.5%	35,416	4.5%
11/2008	11,000	15.8%	40,697	14.9%	40,697	14.9%
12/2008	11,000	0.0%	42,186	3.7%	42,186	3.7%
01/2009	9,300	-15.5%	33,583	-20.4%	33,583	-20.4%
02/2009	13,500	45.2%	50,837	51.4%	50,837	51.4%
03/2009	15,200	12.6%	56,454	11.0%	56,454	11.0%
04/2009	12,200	-19.7%	47,364	-16.1%	47,364	-16.1%
05/2009	9,300	-23.8%	35,870	-24.3%	35,870	-24.3%
06/2009	13,000	39.8%	49,786	38.8%	49,786	38.8%
07/2009	8,800	-32.3%	34,492	-30.7%	34,492	-30.7%
08/2009	13,100	48.9%	52,518	52.3%	52,518	52.3%
09/2009	9,800	-25.2%	37,375	-28.8%	37,375	-28.8%
10/2009	12,900	31.6%	48,718	30.3%	48,718	30.3%
11/2009	10,400	-19.4%	40,824	-16.2%	40,824	-16.2%
12/2009	10,800	3.8%	42,059	3.0%	42,059	3.0%

Data source: ARCOS (2006-2014) and Defendant Distribution Data (Walgreens 1/2006 - 3/2014)

Walgreen Co Hydrocodone Shipments to Walgreens # 02244

	Dosage Units		MME		Drug Base Weight in mg	
Date	Walgreens	% Change	Walgreens	% Change	Walgreens	% Change
01/2010	12,400	14.8%	49,778	18.4%	49,778	18.4%
02/2010	10,400	-16.1%	40,713	-18.2%	40,713	-18.2%
03/2010	11,900	14.4%	45,373	11.4%	45,373	11.4%
04/2010	13,000	9.2%	52,367	15.4%	52,367	15.4%
05/2010	12,600	-3.1%	51,005	-2.6%	51,005	-2.6%
06/2010	10,500	-16.7%	40,243	-21.1%	40,243	-21.1%
07/2010	13,200	25.7%	54,486	35.4%	54,486	35.4%
08/2010	12,600	-4.5%	48,583	-10.8%	48,583	-10.8%
09/2010	13,300	5.6%	55,545	14.3%	55,545	14.3%
10/2010	11,000	-17.3%	41,319	-25.6%	41,319	-25.6%
11/2010	14,000	27.3%	55,394	34.1%	55,394	34.1%
12/2010	11,900	-15.0%	48,129	-13.1%	48,129	-13.1%
01/2011	14,300	20.2%	57,035	18.5%	57,035	18.5%
02/2011	10,100	-29.4%	39,470	-30.8%	39,470	-30.8%
03/2011	10,900	7.9%	43,135	9.3%	43,135	9.3%
04/2011	13,100	20.2%	54,916	27.3%	54,916	27.3%
05/2011	14,200	8.4%	55,091	0.3%	55,091	0.3%
06/2011	14,400	1.4%	56,883	3.3%	56,883	3.3%
07/2011	9,000	-37.5%	35,854	-37.0%	35,854	-37.0%
08/2011	16,500	83.3%	65,367	82.3%	65,367	82.3%
09/2011	15,600	-5.5%	61,886	-5.3%	61,886	-5.3%
10/2011	13,600	-12.8%	56,589	-8.6%	56,589	-8.6%
11/2011	12,500	-8.1%	52,502	-7.2%	52,502	-7.2%
12/2011	15,700	25.6%	65,837	25.4%	65,837	25.4%

Data source: ARCOS (2006-2014) and Defendant Distribution Data (Walgreens 1/2006 - 3/2014)

Walgreens # 02244 (1/1996 to 12/2017)
DEA: BW1959482
3801 3rd Street, Suite 550
San Francisco, CA 94124

Walgreen Co Hydrocodone Shipments to Walgreens # 02244

	Dosage Units		MME		Drug Base Weight in mg	
Date	Walgreens	% Change	Walgreens	% Change	Walgreens	% Change
01/2012	10,200	-35.0%	43,740	-33.6%	43,740	-33.6%
02/2012	11,600	13.7%	45,708	4.5%	45,708	4.5%
03/2012	10,700	-7.8%	44,497	-2.6%	44,497	-2.6%
04/2012	13,400	25.2%	57,362	28.9%	57,362	28.9%
05/2012	11,500	-14.2%	46,919	-18.2%	46,919	-18.2%
06/2012	10,100	-12.2%	39,654	-15.5%	39,654	-15.5%
07/2012	12,000	18.8%	48,129	21.4%	48,129	21.4%
08/2012	14,400	20.0%	61,440	27.7%	61,440	27.7%
09/2012	10,000	-30.6%	42,935	-30.1%	42,935	-30.1%
10/2012	12,400	24.0%	53,872	25.5%	53,872	25.5%
11/2012	12,800	3.2%	55,848	3.7%	55,848	3.7%
12/2012	12,400	-3.1%	53,108	-4.9%	53,108	-4.9%
01/2013	12,600	1.6%	57,799	8.8%	57,799	8.8%
02/2013	11,000	-12.7%	47,675	-17.5%	47,675	-17.5%
03/2013	11,600	5.5%	50,240	5.4%	50,240	5.4%
04/2013	13,800	19.0%	60,802	21.0%	60,802	21.0%
05/2013	11,400	-17.4%	48,432	-20.3%	48,432	-20.3%
06/2013	12,100	6.1%	54,462	12.4%	54,462	12.4%
07/2013	13,900	14.9%	63,113	15.9%	63,113	15.9%
08/2013	14,200	2.2%	59,464	-5.8%	59,464	-5.8%
09/2013	12,300	-13.4%	55,848	-6.1%	55,848	-6.1%
10/2013	11,600	-5.7%	50,997	-8.7%	50,997	-8.7%
11/2013	11,700	0.9%	51,610	1.2%	51,610	1.2%
12/2013	12,700	8.5%	53,729	4.1%	53,729	4.1%

Data source: ARCOS (2006-2014) and Defendant Distribution Data (Walgreens 1/2006 - 3/2014)

Walgreen Co Hydrocodone Shipments to Walgreens # 02244

	Dosage Units		MME		Drug Base Weight in mg	
Date	Walgreens	% Change	Walgreens	% Change	Walgreens	% Change
01/2014	12,200	-3.9%	50,702	-5.6%	50,702	-5.6%
02/2014	9,000	-26.2%	40,983	-19.2%	40,983	-19.2%
03/2014	5,500	-38.9%	22,703	-44.6%	22,703	-44.6%
04/2014	0	-100.0%	0	-100.0%	0	-100.0%
05/2014	0	n/a	0	n/a	0	n/a
06/2014	0	n/a	0	n/a	0	n/a
07/2014	0	n/a	0	n/a	0	n/a
08/2014	0	n/a	0	n/a	0	n/a
09/2014	0	n/a	0	n/a	0	n/a
10/2014	0	n/a	0	n/a	0	n/a
11/2014	0	n/a	0	n/a	0	n/a
12/2014	0	n/a	0	n/a	0	n/a
01/2015	0	n/a	0	n/a	0	n/a
02/2015	0	n/a	0	n/a	0	n/a
03/2015	0	n/a	0	n/a	0	n/a
04/2015	0	n/a	0	n/a	0	n/a
05/2015	0	n/a	0	n/a	0	n/a
06/2015	0	n/a	0	n/a	0	n/a
07/2015	0	n/a	0	n/a	0	n/a
08/2015	0	n/a	0	n/a	0	n/a
09/2015	0	n/a	0	n/a	0	n/a
10/2015	0	n/a	0	n/a	0	n/a
11/2015	0	n/a	0	n/a	0	n/a
12/2015	0	n/a	0	n/a	0	n/a

Data source: ARCOS (2006-2014) and Defendant Distribution Data (Walgreens 1/2006 - 3/2014)

Walgreen Co Hydrocodone Shipments to Walgreens # 02244

	Dosage Units		MME		Drug Base Weight in mg	
Date	Walgreens	% Change	Walgreens	% Change	Walgreens	% Change
1996	0		0		0	
1997	0	n/a	0	n/a	0	n/a
1998	0	n/a	0	n/a	0	n/a
1999	0	n/a	0	n/a	0	n/a
2000	0	n/a	0	n/a	0	n/a
2001	0	n/a	0	n/a	0	n/a
2002	0	n/a	0	n/a	0	n/a
2003	0	n/a	0	n/a	0	n/a
2004	0	n/a	0	n/a	0	n/a
2005	0	n/a	0	n/a	0	n/a
2006	85,100	n/a	306,402	n/a	306,402	n/a
2007	106,300	24.9%	391,277	27.7%	391,277	27.7%
2008	126,800	19.3%	479,809	22.6%	479,809	22.6%
2009	138,300	9.1%	529,882	10.4%	529,882	10.4%
2010	146,800	6.1%	582,935	10.0%	582,935	10.0%
2011	159,900	8.9%	644,564	10.6%	644,564	10.6%
2012	141,500	-11.5%	593,211	-8.0%	593,211	-8.0%
2013	148,900	5.2%	654,172	10.3%	654,172	10.3%
2014	26,700	-82.1%	114,388	-82.5%	114,388	-82.5%
2015	0	-100.0%	0	-100.0%	0	-100.0%
2016	0	n/a	0	n/a	0	n/a
2017	0	n/a	0	n/a	0	n/a
2018	0	n/a	0	n/a	0	n/a
2019	0	n/a	0	n/a	0	n/a
Total	**1,080,300**		**4,296,641**		**4,296,641**	

Data source: ARCOS (2006-2014) and Defendant Distribution Data (Walgreens 1/2006 - 3/2014)

Walgreens # 02244 (1/1996 to 12/2017)
DEA: BW1959482
3801 3rd Street, Suite 550
San Francisco, CA 94124

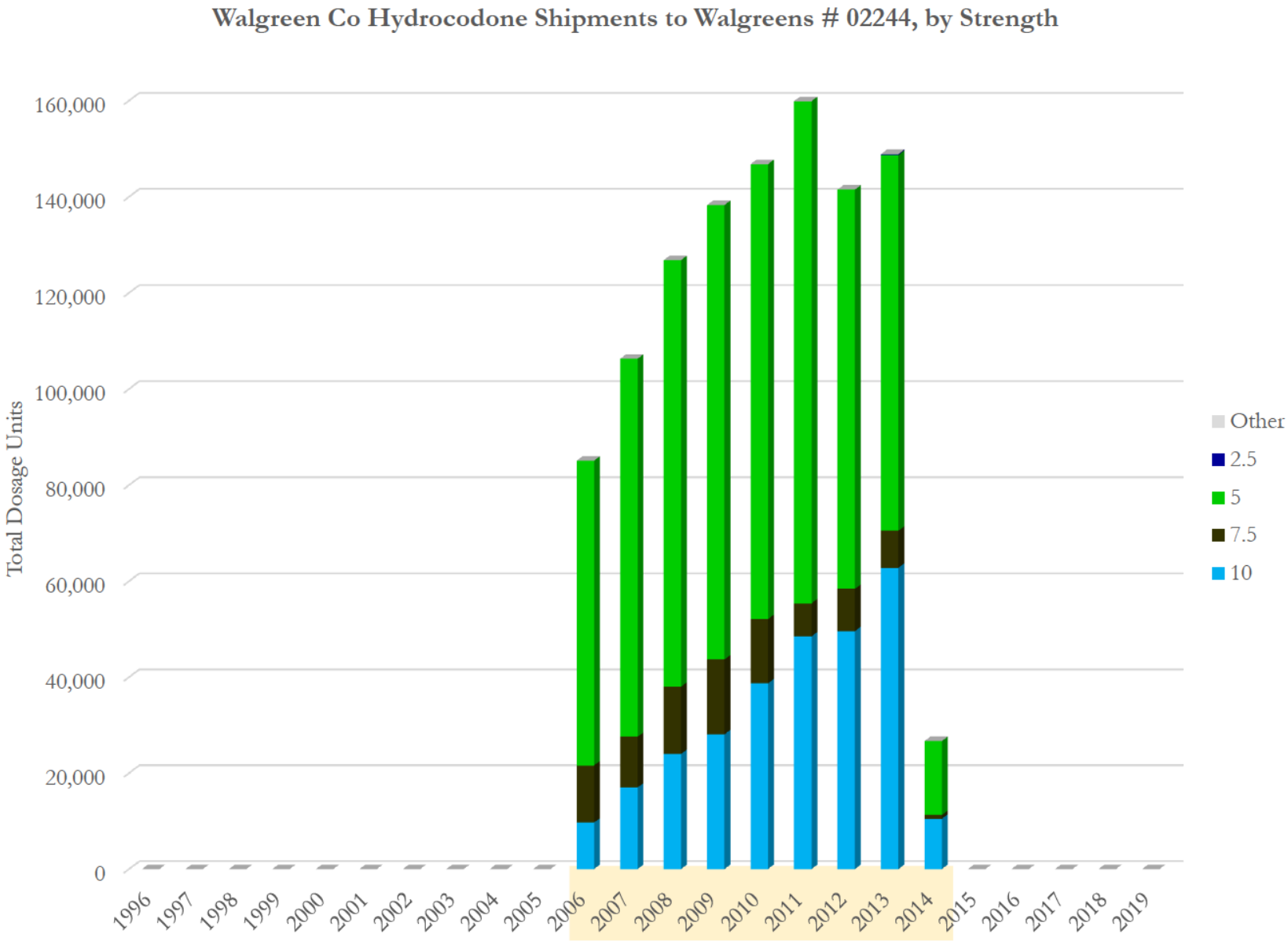

Data source: ARCOS (2006-2014) and Defendant Distribution Data (Walgreens 1/2006 - 3/2014)

Walgreens # 02244 (1/1996 to 12/2017)
DEA: BW1959482
3801 3rd Street, Suite 550
San Francisco, CA 94124

Walgreen Co Hydrocodone Shipments to Walgreens # 02244, by Strength

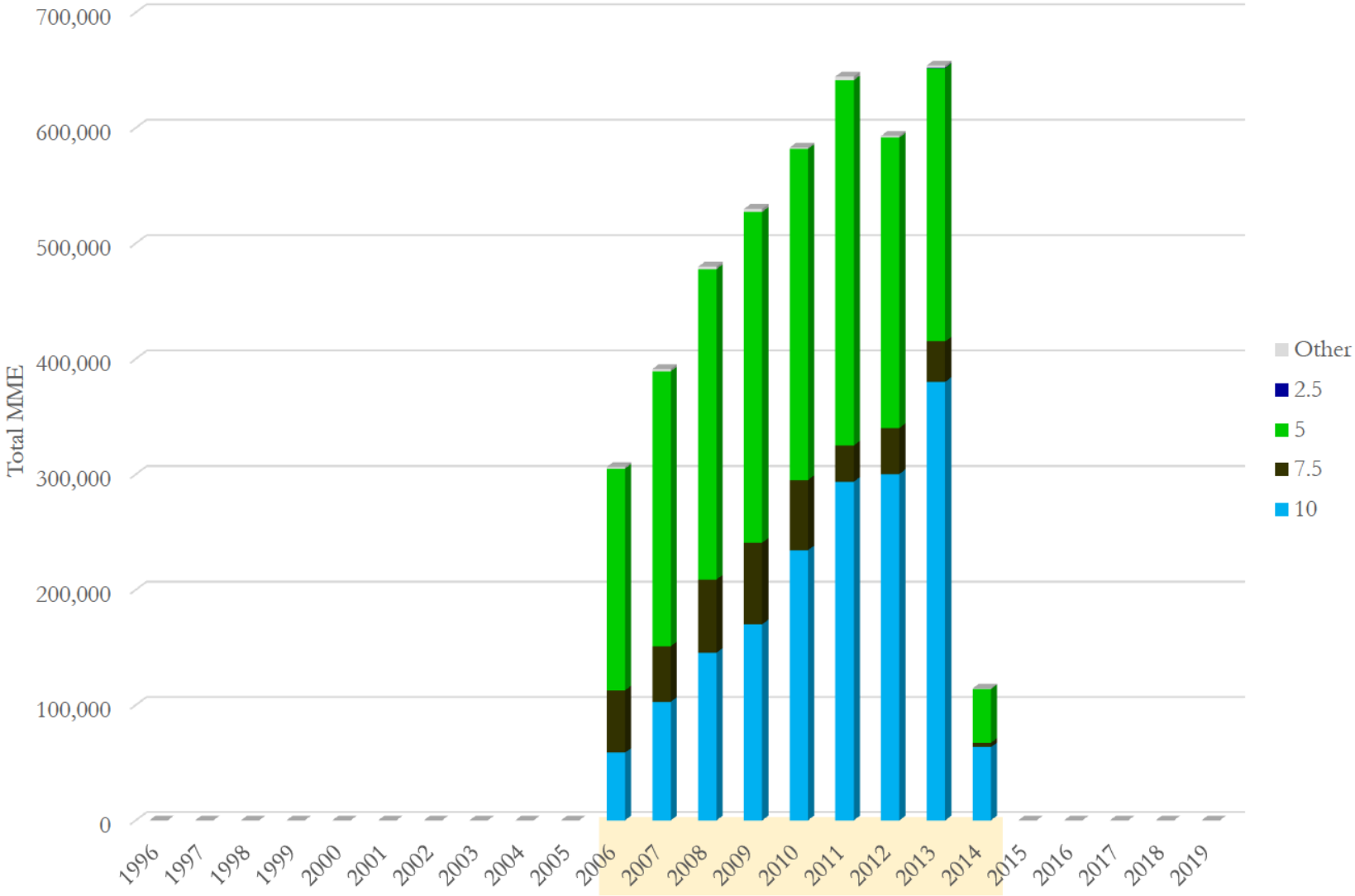

Data source: ARCOS (2006-2014) and Defendant Distribution Data (Walgreens 1/2006 - 3/2014)

Walgreens # 02244 (1/1996 to 12/2017)
DEA: BW1959482
3801 3rd Street, Suite 550
San Francisco, CA 94124

Walgreen Co Hydrocodone Shipments to Walgreens # 02244, by Strength

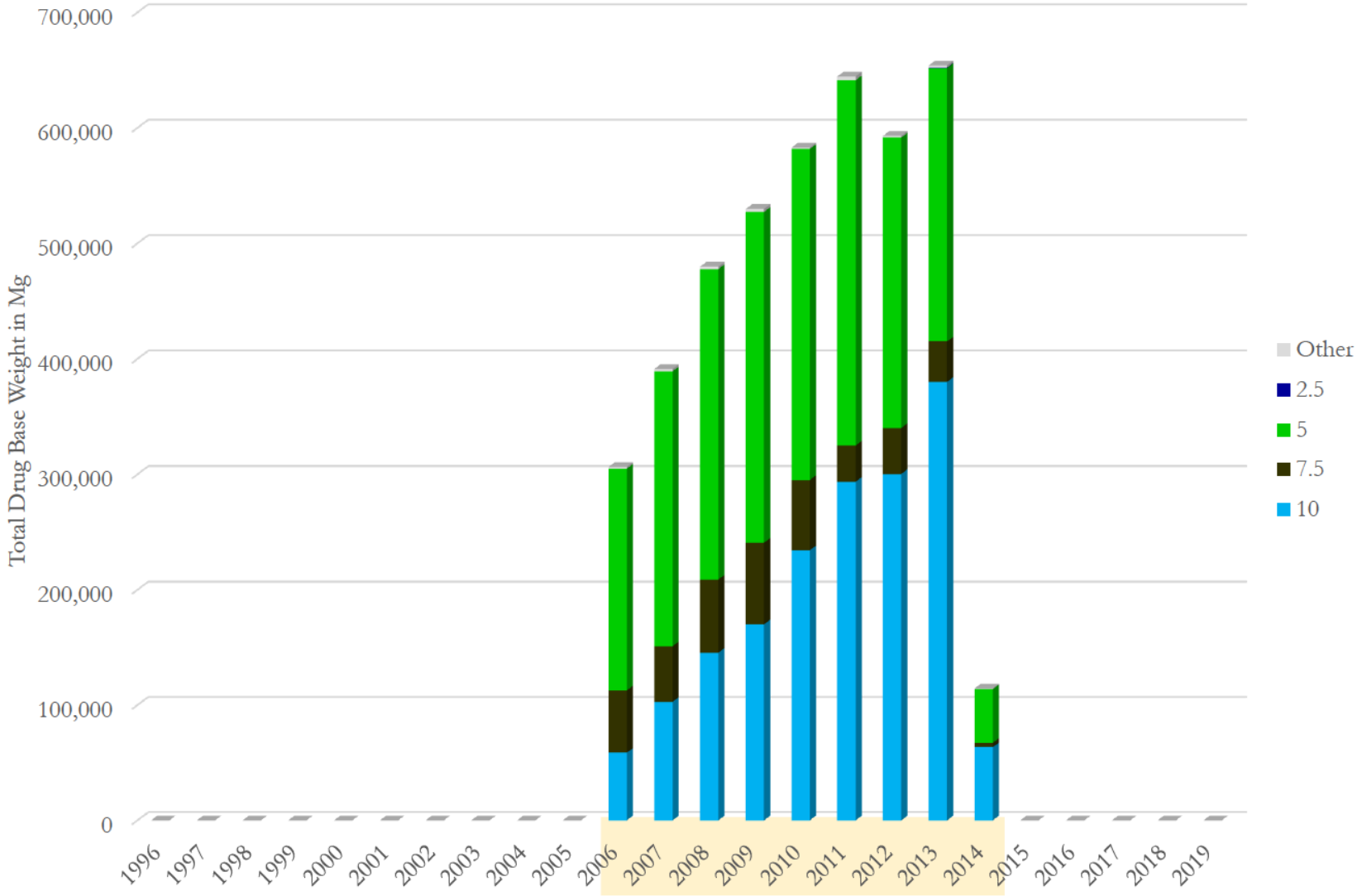

Data source: ARCOS (2006-2014) and Defendant Distribution Data (Walgreens 1/2006 - 3/2014)

Walgreens # 02244 (1/1996 to 12/2017)
DEA: BW1959482
3801 3rd Street, Suite 550
San Francisco, CA 94124

Walgreen Co Hydrocodone Shipments to Walgreens # 02244, by Strength
(Total Dosage Units)

Strength Year\	10	7.5	5	2.5	Other	Total	Avg. Str
1996	0	0	0	0	0	**0**	
1997	0	0	0	0	0	**0**	
1998	0	0	0	0	0	**0**	
1999	0	0	0	0	0	**0**	
2000	0	0	0	0	0	**0**	
2001	0	0	0	0	0	**0**	
2002	0	0	0	0	0	**0**	
2003	0	0	0	0	0	**0**	
2004	0	0	0	0	0	**0**	
2005	0	0	0	0	0	**0**	
2006	9,700	11,900	63,500	0	0	**85,100**	5.92
2007	17,000	10,600	78,700	0	0	**106,300**	6.05
2008	24,000	14,000	88,800	0	0	**126,800**	6.22
2009	28,100	15,600	94,600	0	0	**138,300**	6.30
2010	38,700	13,400	94,700	0	0	**146,800**	6.55
2011	48,500	6,900	104,500	0	0	**159,900**	6.62
2012	49,600	8,800	83,100	0	0	**141,500**	6.91
2013	62,800	7,700	78,200	200	0	**148,900**	7.23
2014	10,500	800	15,400	0	0	**26,700**	7.04
2015	0	0	0	0	0	**0**	
2016	0	0	0	0	0	**0**	
2017	0	0	0	0	0	**0**	
2018	0	0	0	0	0	**0**	
2019	0	0	0	0	0	**0**	
Total	**288,900**	**89,700**	**701,500**	**200**	**0**	**1,080,300**	6.54

Data source: ARCOS (2006-2014) and Defendant Distribution Data (Walgreens 1/2006 - 3/2014)

Walgreens # 02244 (1/1996 to 12/2017)
DEA: BW1959482
3801 3rd Street, Suite 550
San Francisco, CA 94124

Walgreen Co Hydrocodone Shipments to Walgreens # 02244, by Strength (Total MME)

Strength / Year\	10	7.5	5	2.5	Other	Total	Avg. Str
1996	0	0	0	0	0	**0**	
1997	0	0	0	0	0	**0**	
1998	0	0	0	0	0	**0**	
1999	0	0	0	0	0	**0**	
2000	0	0	0	0	0	**0**	
2001	0	0	0	0	0	**0**	
2002	0	0	0	0	0	**0**	
2003	0	0	0	0	0	**0**	
2004	0	0	0	0	0	**0**	
2005	0	0	0	0	0	**0**	
2006	58,724	54,032	192,215	0	1,432	**306,402**	5.92
2007	102,918	48,129	238,225	0	2,005	**391,277**	6.05
2008	145,296	63,567	268,798	0	2,148	**479,809**	6.22
2009	170,117	70,832	286,354	0	2,578	**529,882**	6.30
2010	234,290	60,843	286,657	0	1,146	**582,935**	6.55
2011	293,619	31,329	316,322	0	3,294	**644,564**	6.62
2012	300,278	39,956	251,544	0	1,432	**593,211**	6.91
2013	380,191	34,962	236,711	303	2,005	**654,172**	7.23
2014	63,567	3,632	46,616	0	573	**114,388**	7.04
2015	0	0	0	0	0	**0**	
2016	0	0	0	0	0	**0**	
2017	0	0	0	0	0	**0**	
2018	0	0	0	0	0	**0**	
2019	0	0	0	0	0	**0**	
Total	**1,749,001**	**407,283**	**2,123,441**	**303**	**16,615**	**4,296,641**	6.54

Data source: ARCOS (2006-2014) and Defendant Distribution Data (Walgreens 1/2006 - 3/2014)

Walgreens # 02244 (1/1996 to 12/2017)
DEA: BW1959482
3801 3rd Street, Suite 550
San Francisco, CA 94124

Walgreen Co Hydrocodone Shipments to Walgreens # 02244, by Strength
(Total Drug Base Weight in Milligram)

Strength Year\	10	7.5	5	2.5	Other	Total	Avg. Str
1996	0	0	0	0	0	**0**	
1997	0	0	0	0	0	**0**	
1998	0	0	0	0	0	**0**	
1999	0	0	0	0	0	**0**	
2000	0	0	0	0	0	**0**	
2001	0	0	0	0	0	**0**	
2002	0	0	0	0	0	**0**	
2003	0	0	0	0	0	**0**	
2004	0	0	0	0	0	**0**	
2005	0	0	0	0	0	**0**	
2006	58,724	54,032	192,215	0	1,432	**306,402**	5.92
2007	102,918	48,129	238,225	0	2,005	**391,277**	6.05
2008	145,296	63,567	268,798	0	2,148	**479,809**	6.22
2009	170,117	70,832	286,354	0	2,578	**529,882**	6.30
2010	234,290	60,843	286,657	0	1,146	**582,935**	6.55
2011	293,619	31,329	316,321	0	3,294	**644,564**	6.62
2012	300,278	39,956	251,544	0	1,432	**593,211**	6.91
2013	380,191	34,962	236,711	303	2,005	**654,172**	7.23
2014	63,567	3,632	46,616	0	573	**114,388**	7.04
2015	0	0	0	0	0	**0**	
2016	0	0	0	0	0	**0**	
2017	0	0	0	0	0	**0**	
2018	0	0	0	0	0	**0**	
2019	0	0	0	0	0	**0**	
Total	**1,749,001**	**407,283**	**2,123,441**	**303**	**16,615**	**4,296,641**	6.54

Data source: ARCOS (2006-2014) and Defendant Distribution Data (Walgreens 1/2006 - 3/2014)

Walgreens # 13666 (5/2009 to 12/2017)
DEA: FW1295042
1300 Bush Street
San Francisco, CA 94109

Walgreen Co Oxycodone Shipments to Walgreens # 13666

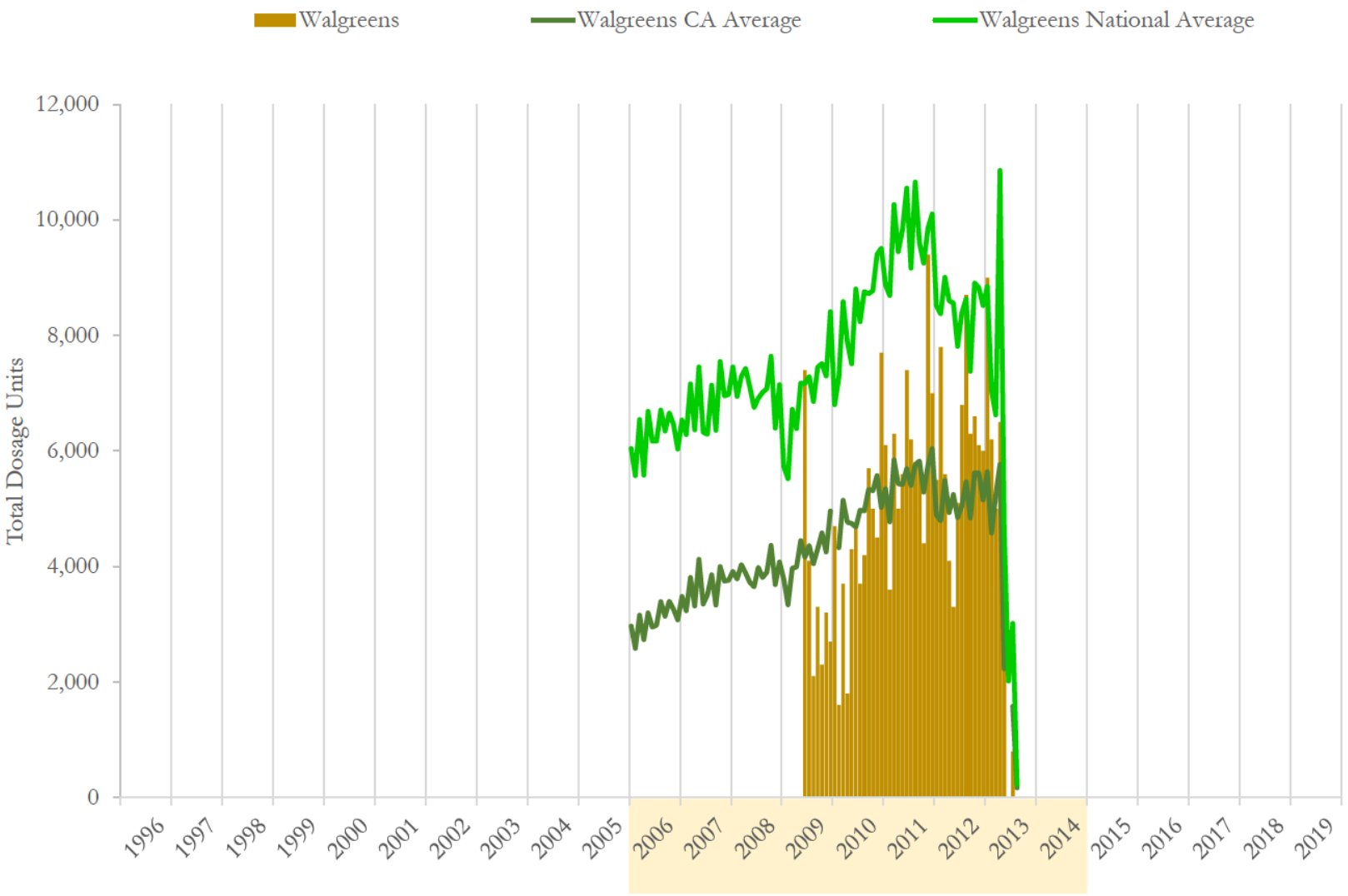

National and state averages reflect oxycodone shipped from Walgreen Co to all active pharmacies each month.
Data source: ARCOS (2006-2014) and Defendant Distribution Data (Walgreens 1/2006 - 3/2014)

Walgreens # 13666 (5/2009 to 12/2017)
DEA: FW1295042
1300 Bush Street
San Francisco, CA 94109

Walgreen Co Oxycodone Shipments to Walgreens # 13666

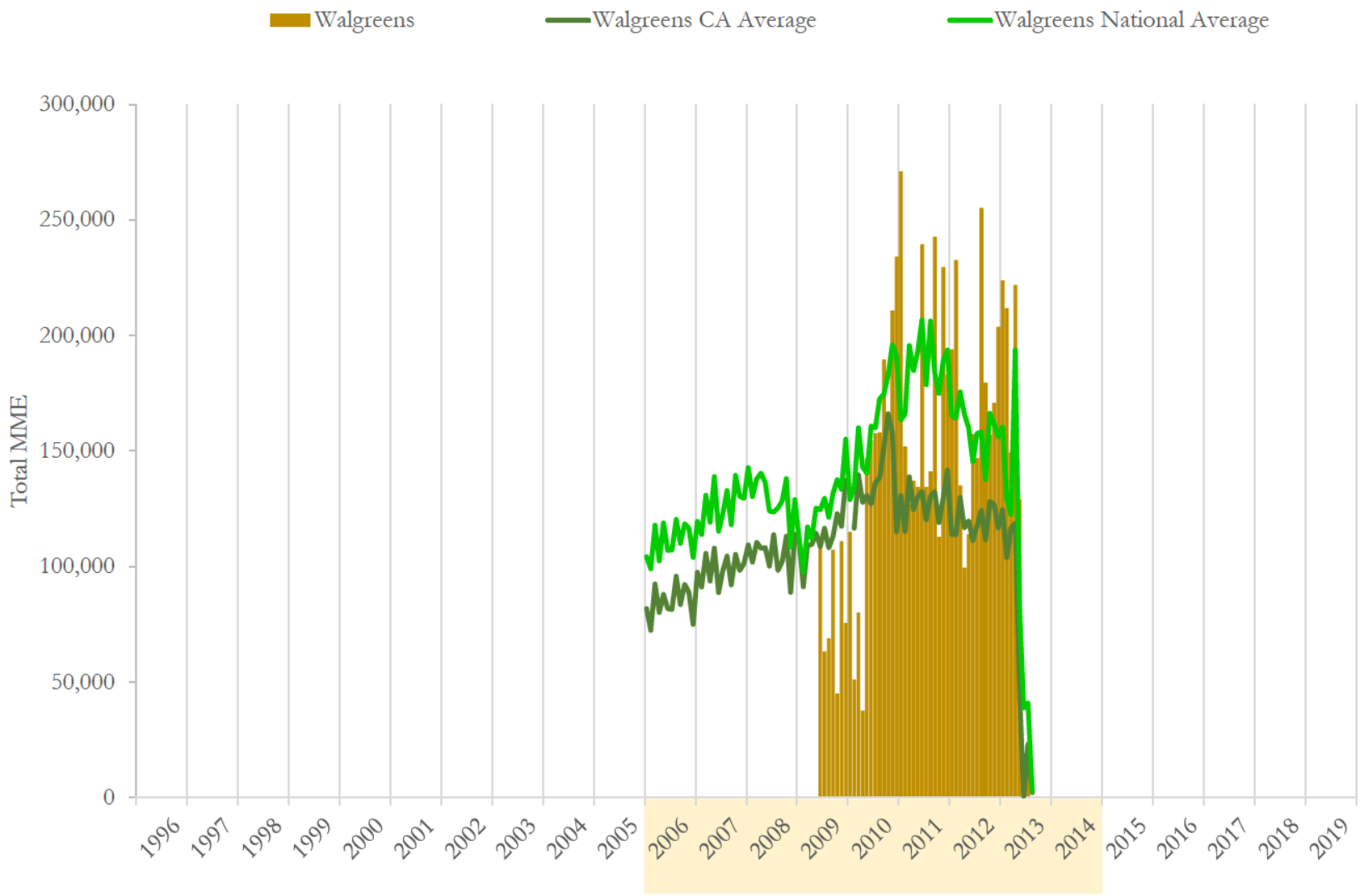

National and state averages reflect oxycodone shipped from Walgreen Co to all active pharmacies each month.
Data source: ARCOS (2006-2014) and Defendant Distribution Data (Walgreens 1/2006 - 3/2014)

Walgreens # 13666 (5/2009 to 12/2017)
DEA: FW1295042
1300 Bush Street
San Francisco, CA 94109

Walgreen Co Oxycodone Shipments to Walgreens # 13666

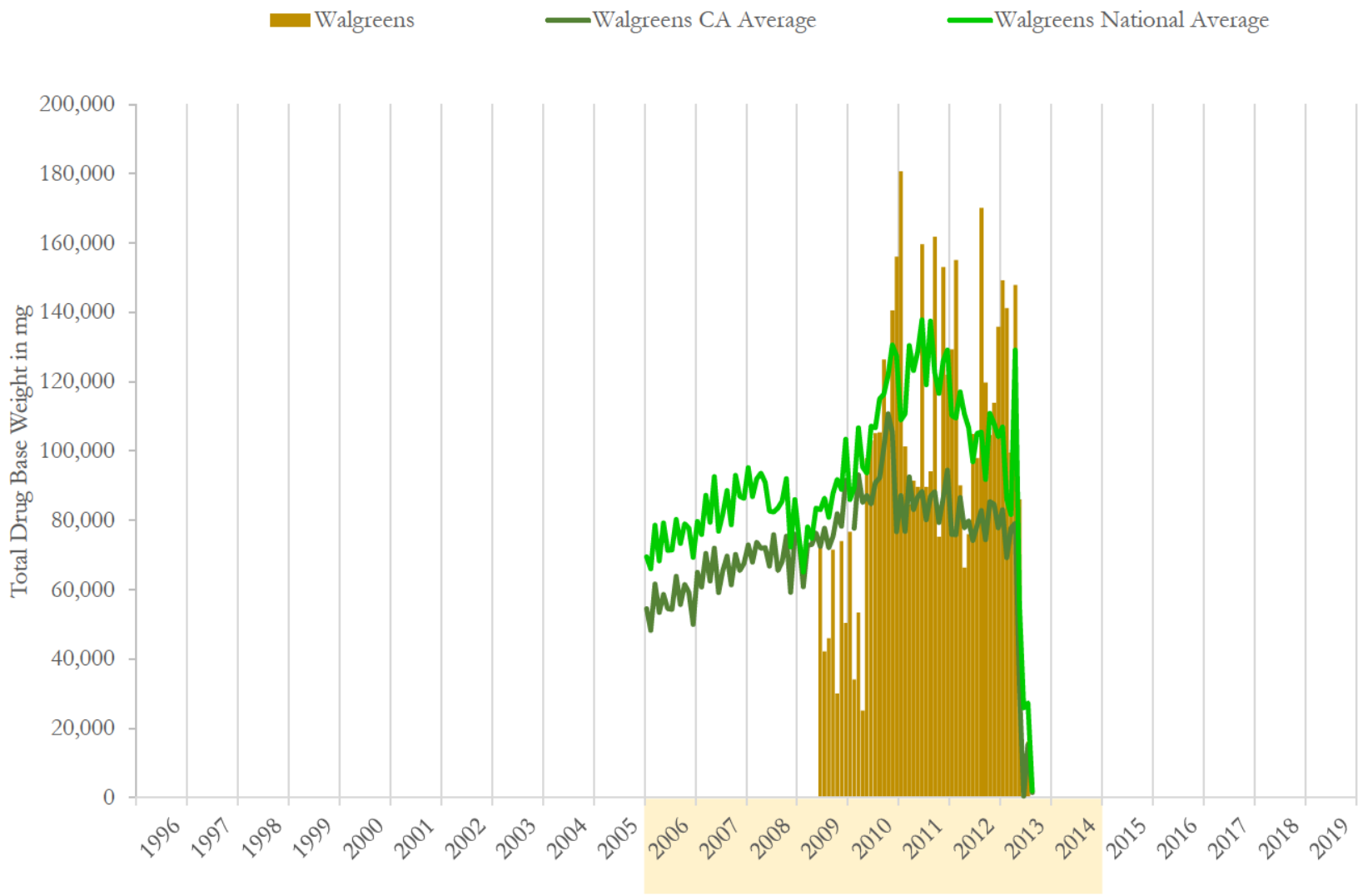

National and state averages reflect oxycodone shipped from Walgreen Co to all active pharmacies each month.
Data source: ARCOS (2006-2014) and Defendant Distribution Data (Walgreens 1/2006 - 3/2014)

Walgreen Co Oxycodone Shipments to Walgreens # 13666

	Dosage Units		MME		Drug Base Weight in mg	
Date	Walgreens	% Change	Walgreens	% Change	Walgreens	% Change
01/2008	0	n/a	0	n/a	0	n/a
02/2008	0	n/a	0	n/a	0	n/a
03/2008	0	n/a	0	n/a	0	n/a
04/2008	0	n/a	0	n/a	0	n/a
05/2008	0	n/a	0	n/a	0	n/a
06/2008	0	n/a	0	n/a	0	n/a
07/2008	0	n/a	0	n/a	0	n/a
08/2008	0	n/a	0	n/a	0	n/a
09/2008	0	n/a	0	n/a	0	n/a
10/2008	0	n/a	0	n/a	0	n/a
11/2008	0	n/a	0	n/a	0	n/a
12/2008	0	n/a	0	n/a	0	n/a
01/2009	0	n/a	0	n/a	0	n/a
02/2009	0	n/a	0	n/a	0	n/a
03/2009	0	n/a	0	n/a	0	n/a
04/2009	0	n/a	0	n/a	0	n/a
05/2009	0	n/a	0	n/a	0	n/a
06/2009	7,400	n/a	109,866	n/a	73,244	n/a
07/2009	4,100	-44.6%	63,203	-42.5%	42,136	-42.5%
08/2009	2,100	-48.8%	68,918	9.0%	45,946	9.0%
09/2009	3,300	57.1%	107,244	55.6%	71,496	55.6%
10/2009	2,300	-30.3%	45,049	-58.0%	30,033	-58.0%
11/2009	3,200	39.1%	110,942	146.3%	73,961	146.3%
12/2009	2,700	-15.6%	75,642	-31.8%	50,428	-31.8%

Data source: ARCOS (2006-2014) and Defendant Distribution Data (Walgreens 1/2006 - 3/2014)

Walgreens # 13666 (5/2009 to 12/2017)
DEA: FW1295042
1300 Bush Street
San Francisco, CA 94109

Walgreen Co Oxycodone Shipments to Walgreens # 13666

	Dosage Units		MME		Drug Base Weight in mg	
Date	Walgreens	% Change	Walgreens	% Change	Walgreens	% Change
01/2010	4,700	74.1%	114,976	52.0%	76,651	52.0%
02/2010	1,600	-66.0%	51,101	-55.6%	34,067	-55.6%
03/2010	3,700	131.3%	80,013	56.6%	53,342	56.6%
04/2010	1,800	-51.4%	37,653	-52.9%	25,102	-52.9%
05/2010	4,300	138.9%	146,914	290.2%	97,943	290.2%
06/2010	4,700	9.3%	154,579	5.2%	103,053	5.2%
07/2010	3,700	-21.3%	157,672	2.0%	105,115	2.0%
08/2010	4,200	13.5%	158,008	0.2%	105,339	0.2%
09/2010	5,700	35.7%	189,610	20.0%	126,407	20.0%
10/2010	5,000	-12.3%	164,060	-13.5%	109,373	-13.5%
11/2010	4,500	-10.0%	210,790	28.5%	140,526	28.5%
12/2010	7,700	71.1%	233,987	11.0%	155,991	11.0%
01/2011	6,100	-20.8%	270,967	15.8%	180,645	15.8%
02/2011	3,600	-41.0%	151,957	-43.9%	101,305	-43.9%
03/2011	6,300	75.0%	127,079	-16.4%	84,719	-16.4%
04/2011	5,000	-20.6%	137,165	7.9%	91,443	7.9%
05/2011	5,600	12.0%	134,475	-2.0%	89,650	-2.0%
06/2011	7,400	32.1%	239,366	78.0%	159,577	78.0%
07/2011	6,200	-16.2%	134,475	-43.8%	89,650	-43.8%
08/2011	5,800	-6.5%	141,199	5.0%	94,133	5.0%
09/2011	5,800	0.0%	242,727	71.9%	161,818	71.9%
10/2011	4,400	-24.1%	112,959	-53.5%	75,306	-53.5%
11/2011	9,400	113.6%	229,616	103.3%	153,077	103.3%
12/2011	7,000	-25.5%	182,886	-20.4%	121,924	-20.4%

Data source: ARCOS (2006-2014) and Defendant Distribution Data (Walgreens 1/2006 - 3/2014)

Walgreen Co Oxycodone Shipments to Walgreens # 13666

	Dosage Units		MME		Drug Base Weight in mg	
Date	Walgreens	% Change	Walgreens	% Change	Walgreens	% Change
01/2012	5,500	-21.4%	193,980	6.1%	129,320	6.1%
02/2012	7,800	41.8%	232,642	19.9%	155,095	19.9%
03/2012	5,600	-28.2%	135,125	-41.9%	90,084	-41.9%
04/2012	4,100	-26.8%	99,512	-26.4%	66,341	-26.4%
05/2012	3,300	-19.5%	113,968	14.5%	75,978	14.5%
06/2012	5,100	54.5%	157,336	38.1%	104,891	38.1%
07/2012	6,800	33.3%	146,914	-6.6%	97,943	-6.6%
08/2012	8,700	27.9%	255,166	73.7%	170,111	73.7%
09/2012	6,300	-27.6%	179,524	-29.6%	119,683	-29.6%
10/2012	6,600	4.8%	157,000	-12.5%	104,666	-12.5%
11/2012	6,100	-7.6%	170,783	8.8%	113,856	8.8%
12/2012	6,000	-1.6%	203,730	19.3%	135,820	19.3%
01/2013	9,000	50.0%	223,901	9.9%	149,267	9.9%
02/2013	6,200	-31.1%	211,798	-5.4%	141,199	-5.4%
03/2013	5,000	-19.4%	149,267	-29.5%	99,512	-29.5%
04/2013	6,500	30.0%	221,884	48.6%	147,923	48.6%
05/2013	3,200	-50.8%	129,096	-41.8%	86,064	-41.8%
06/2013	0	-100.0%	0	-100.0%	0	-100.0%
07/2013	800	n/a	24,206	n/a	16,137	n/a
08/2013	0	-100.0%	0	-100.0%	0	-100.0%
09/2013	0	n/a	0	n/a	0	n/a
10/2013	0	n/a	0	n/a	0	n/a
11/2013	0	n/a	0	n/a	0	n/a
12/2013	0	n/a	0	n/a	0	n/a

Data source: ARCOS (2006-2014) and Defendant Distribution Data (Walgreens 1/2006 - 3/2014)

Walgreen Co Oxycodone Shipments to Walgreens # 13666

	Dosage Units		MME		Drug Base Weight in mg	
Date	Walgreens	% Change	Walgreens	% Change	Walgreens	% Change
1996	0		0		0	
1997	0	n/a	0	n/a	0	n/a
1998	0	n/a	0	n/a	0	n/a
1999	0	n/a	0	n/a	0	n/a
2000	0	n/a	0	n/a	0	n/a
2001	0	n/a	0	n/a	0	n/a
2002	0	n/a	0	n/a	0	n/a
2003	0	n/a	0	n/a	0	n/a
2004	0	n/a	0	n/a	0	n/a
2005	0	n/a	0	n/a	0	n/a
2006	0	n/a	0	n/a	0	n/a
2007	0	n/a	0	n/a	0	n/a
2008	0	n/a	0	n/a	0	n/a
2009	25,100	n/a	580,865	n/a	387,243	n/a
2010	51,600	105.6%	1,699,361	192.6%	1,132,907	192.6%
2011	72,600	40.7%	2,104,870	23.9%	1,403,247	23.9%
2012	71,900	-1.0%	2,045,679	-2.8%	1,363,786	-2.8%
2013	30,700	-57.3%	960,152	-53.1%	640,101	-53.1%
2014	0	-100.0%	0	-100.0%	0	-100.0%
2015	0	n/a	0	n/a	0	n/a
2016	0	n/a	0	n/a	0	n/a
2017	0	n/a	0	n/a	0	n/a
2018	0	n/a	0	n/a	0	n/a
2019	0	n/a	0	n/a	0	n/a
Total	**251,900**		**7,390,926**		**4,927,284**	

Data source: ARCOS (2006-2014) and Defendant Distribution Data (Walgreens 1/2006 - 3/2014)

Walgreens # 13666 (5/2009 to 12/2017)
DEA: FW1295042
1300 Bush Street
San Francisco, CA 94109

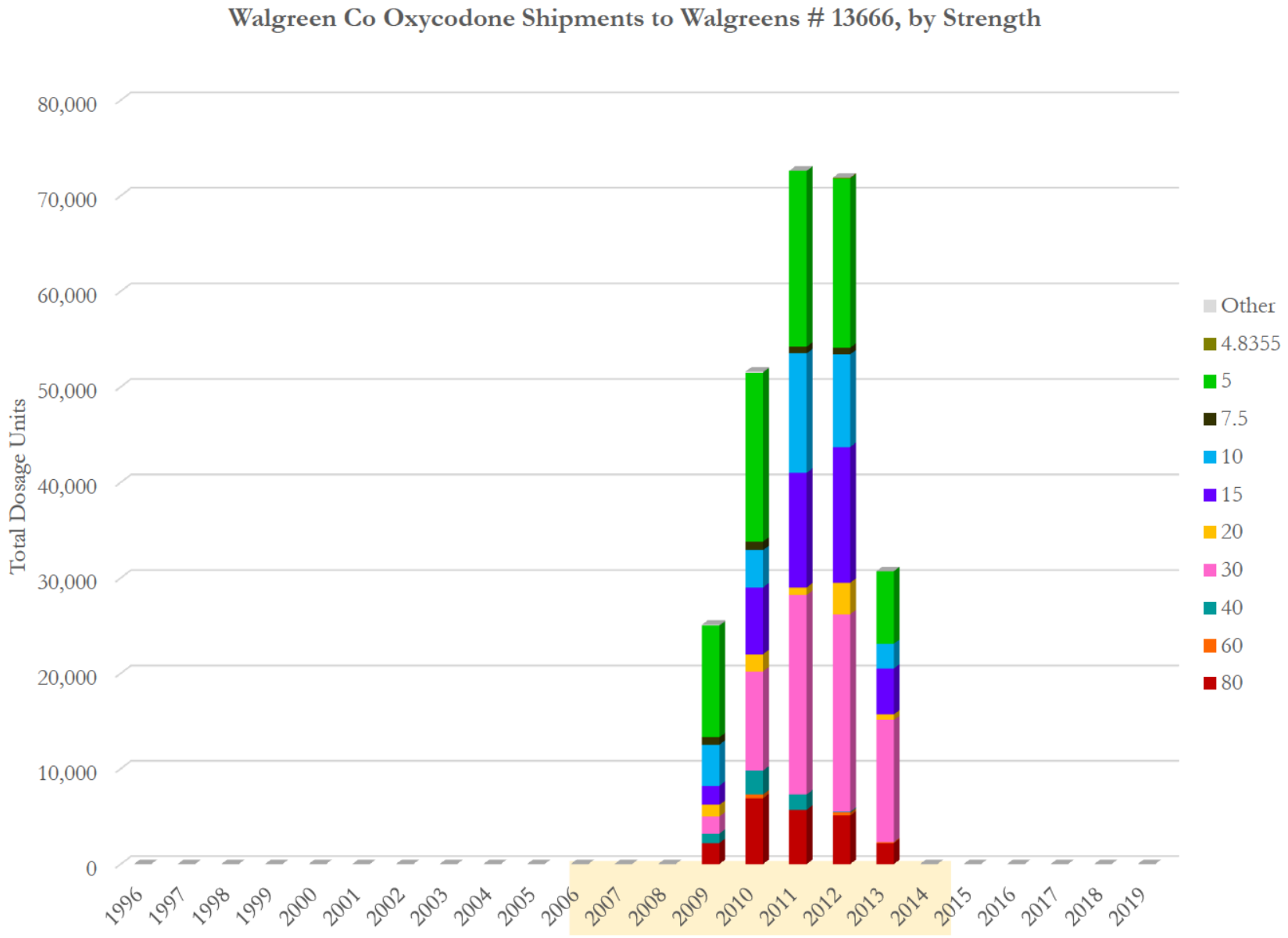

Data source: ARCOS (2006-2014) and Defendant Distribution Data (Walgreens 1/2006 - 3/2014)

Walgreens # 13666 (5/2009 to 12/2017)
DEA: FW1295042
1300 Bush Street
San Francisco, CA 94109

Walgreen Co Oxycodone Shipments to Walgreens # 13666, by Strength

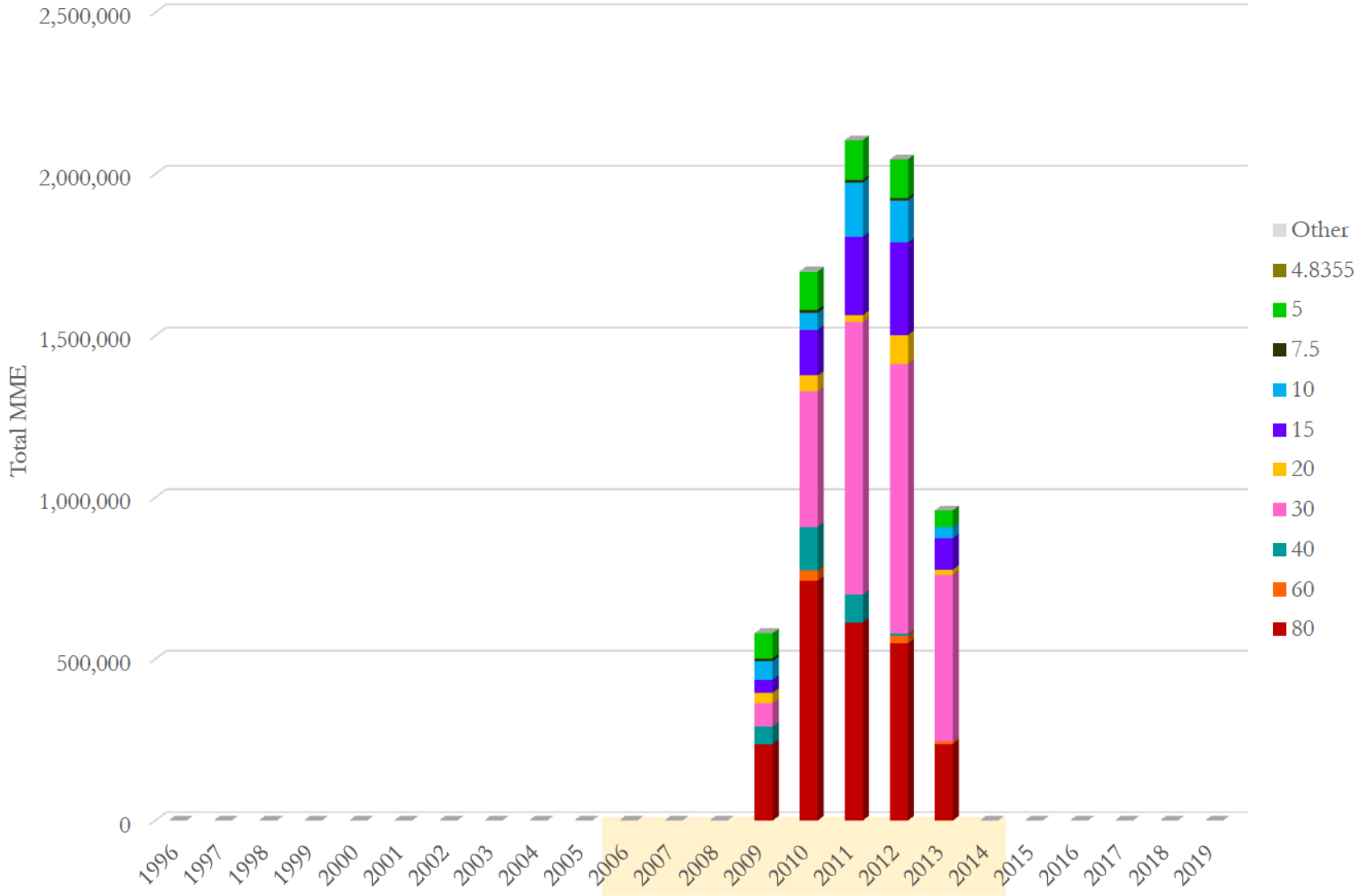

Data source: ARCOS (2006-2014) and Defendant Distribution Data (Walgreens 1/2006 - 3/2014)

Walgreens # 13666 (5/2009 to 12/2017)
DEA: FW1295042
1300 Bush Street
San Francisco, CA 94109

Walgreen Co Oxycodone Shipments to Walgreens # 13666, by Strength

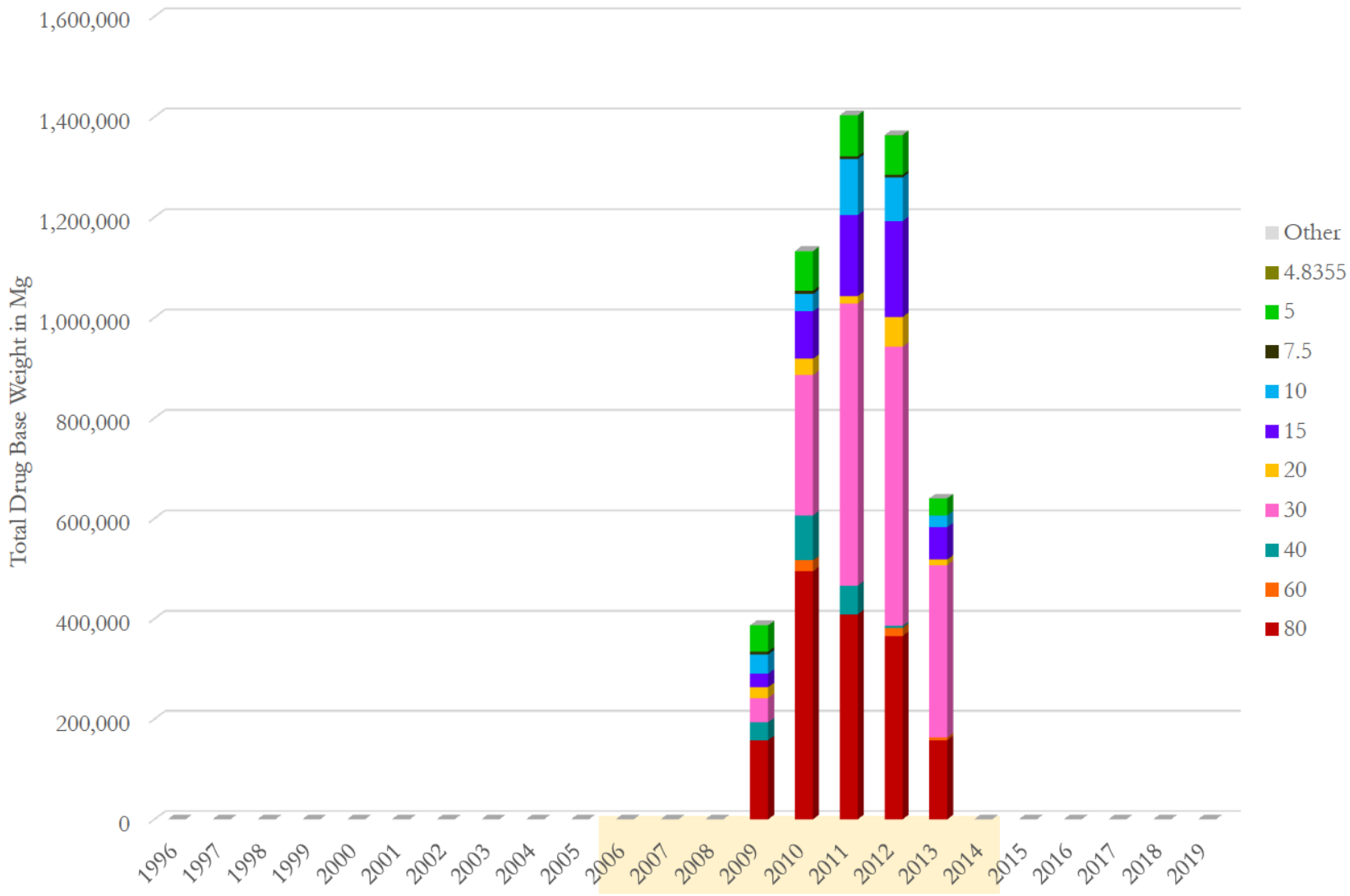

Data source: ARCOS (2006-2014) and Defendant Distribution Data (Walgreens 1/2006 - 3/2014)

Walgreens # 13666 (5/2009 to 12/2017)
DEA: FW1295042
1300 Bush Street
San Francisco, CA 94109

Walgreen Co Oxycodone Shipments to Walgreens # 13666, by Strength
(Total Dosage Units)

Strength Year\	80	60	40	30	20	15	10	7.5	5	4.8355	Other	Total	Avg. Str
1996	0	0	0	0	0	0	0	0	0	0	0	**0**	
1997	0	0	0	0	0	0	0	0	0	0	0	**0**	
1998	0	0	0	0	0	0	0	0	0	0	0	**0**	
1999	0	0	0	0	0	0	0	0	0	0	0	**0**	
2000	0	0	0	0	0	0	0	0	0	0	0	**0**	
2001	0	0	0	0	0	0	0	0	0	0	0	**0**	
2002	0	0	0	0	0	0	0	0	0	0	0	**0**	
2003	0	0	0	0	0	0	0	0	0	0	0	**0**	
2004	0	0	0	0	0	0	0	0	0	0	0	**0**	
2005	0	0	0	0	0	0	0	0	0	0	0	**0**	
2006	0	0	0	0	0	0	0	0	0	0	0	**0**	
2007	0	0	0	0	0	0	0	0	0	0	0	**0**	
2008	0	0	0	0	0	0	0	0	0	0	0	**0**	
2009	2,200	0	1,000	1,800	1,200	2,000	4,300	800	11,700	0	100	**25,100**	17.26
2010	6,900	400	2,500	10,400	1,800	7,000	3,900	900	17,700	0	100	**51,600**	24.53
2011	5,700	0	1,600	20,900	800	12,000	12,500	700	18,400	0	0	**72,600**	21.56
2012	5,100	300	100	20,700	3,300	14,200	9,700	700	17,700	100	0	**71,900**	21.16
2013	2,200	100	0	12,800	600	4,800	2,600	0	7,600	0	0	**30,700**	23.26
2014	0	0	0	0	0	0	0	0	0	0	0	**0**	
2015	0	0	0	0	0	0	0	0	0	0	0	**0**	
2016	0	0	0	0	0	0	0	0	0	0	0	**0**	
2017	0	0	0	0	0	0	0	0	0	0	0	**0**	
2018	0	0	0	0	0	0	0	0	0	0	0	**0**	
2019	0	0	0	0	0	0	0	0	0	0	0	**0**	
Total	**22,100**	**800**	**5,200**	**66,600**	**7,700**	**40,000**	**33,000**	**3,100**	**73,100**	**100**	**200**	**251,900**	21.83

Data source: ARCOS (2006-2014) and Defendant Distribution Data (Walgreens 1/2006 - 3/2014)

Walgreens # 13666 (5/2009 to 12/2017)
DEA: FW1295042
1300 Bush Street
San Francisco, CA 94109

Walgreen Co Oxycodone Shipments to Walgreens # 13666, by Strength
(Total MME)

Strength Year\	80	60	40	30	20	15	10	7.5	5	4.8355	Other	Total	Avg. Str
1996	0	0	0	0	0	0	0	0	0	0	0	**0**	
1997	0	0	0	0	0	0	0	0	0	0	0	**0**	
1998	0	0	0	0	0	0	0	0	0	0	0	**0**	
1999	0	0	0	0	0	0	0	0	0	0	0	**0**	
2000	0	0	0	0	0	0	0	0	0	0	0	**0**	
2001	0	0	0	0	0	0	0	0	0	0	0	**0**	
2002	0	0	0	0	0	0	0	0	0	0	0	**0**	
2003	0	0	0	0	0	0	0	0	0	0	0	**0**	
2004	0	0	0	0	0	0	0	0	0	0	0	**0**	
2005	0	0	0	0	0	0	0	0	0	0	0	**0**	
2006	0	0	0	0	0	0	0	0	0	0	0	**0**	
2007	0	0	0	0	0	0	0	0	0	0	0	**0**	
2008	0	0	0	0	0	0	0	0	0	0	0	**0**	
2009	236,676	0	53,790	72,617	32,274	40,343	57,824	8,069	78,668	0	605	**580,865**	17.26
2010	742,302	32,274	134,475	419,562	48,411	141,199	52,445	9,077	119,010	0	605	**1,699,361**	24.53
2011	613,206	0	86,064	843,158	21,516	242,055	168,094	7,060	123,717	0	0	**2,104,870**	21.56
2012	548,658	24,206	5,379	835,090	88,754	286,432	130,441	7,060	119,010	650	0	**2,045,679**	21.16
2013	236,676	8,069	0	516,384	16,137	96,822	34,964	0	51,101	0	0	**960,152**	23.26
2014	0	0	0	0	0	0	0	0	0	0	0	**0**	
2015	0	0	0	0	0	0	0	0	0	0	0	**0**	
2016	0	0	0	0	0	0	0	0	0	0	0	**0**	
2017	0	0	0	0	0	0	0	0	0	0	0	**0**	
2018	0	0	0	0	0	0	0	0	0	0	0	**0**	
2019	0	0	0	0	0	0	0	0	0	0	0	**0**	
Total	**2,377,518**	**64,548**	**279,708**	**2,686,811**	**207,092**	**806,850**	**443,768**	**31,265**	**491,506**	**650**	**1,210**	**7,390,926**	21.83

Data source: ARCOS (2006-2014) and Defendant Distribution Data (Walgreens 1/2006 - 3/2014)

Walgreens # 13666 (5/2009 to 12/2017)
DEA: FW1295042
1300 Bush Street
San Francisco, CA 94109

Walgreen Co Oxycodone Shipments to Walgreens # 13666, by Strength
(Total Drug Base Weight in Milligram)

Strength Year\	80	60	40	30	20	15	10	7.5	5	4.8355	Other	Total	Avg. Str
1996	0	0	0	0	0	0	0	0	0	0	0	**0**	
1997	0	0	0	0	0	0	0	0	0	0	0	**0**	
1998	0	0	0	0	0	0	0	0	0	0	0	**0**	
1999	0	0	0	0	0	0	0	0	0	0	0	**0**	
2000	0	0	0	0	0	0	0	0	0	0	0	**0**	
2001	0	0	0	0	0	0	0	0	0	0	0	**0**	
2002	0	0	0	0	0	0	0	0	0	0	0	**0**	
2003	0	0	0	0	0	0	0	0	0	0	0	**0**	
2004	0	0	0	0	0	0	0	0	0	0	0	**0**	
2005	0	0	0	0	0	0	0	0	0	0	0	**0**	
2006	0	0	0	0	0	0	0	0	0	0	0	**0**	
2007	0	0	0	0	0	0	0	0	0	0	0	**0**	
2008	0	0	0	0	0	0	0	0	0	0	0	**0**	
2009	157,784	0	35,860	48,411	21,516	26,895	38,550	5,379	52,445	0	403	**387,243**	17.26
2010	494,868	21,516	89,650	279,708	32,274	94,133	34,964	6,051	79,340	0	403	**1,132,907**	24.53
2011	408,804	0	57,376	562,106	14,344	161,370	112,063	4,707	82,478	0	0	**1,403,247**	21.56
2012	365,772	16,137	3,586	556,727	59,169	190,955	86,961	4,707	79,340	434	0	**1,363,786**	21.16
2013	157,784	5,379	0	344,256	10,758	64,548	23,309	0	34,067	0	0	**640,101**	23.26
2014	0	0	0	0	0	0	0	0	0	0	0	**0**	
2015	0	0	0	0	0	0	0	0	0	0	0	**0**	
2016	0	0	0	0	0	0	0	0	0	0	0	**0**	
2017	0	0	0	0	0	0	0	0	0	0	0	**0**	
2018	0	0	0	0	0	0	0	0	0	0	0	**0**	
2019	0	0	0	0	0	0	0	0	0	0	0	**0**	
Total	**1,585,012**	**43,032**	**186,472**	**1,791,207**	**138,061**	**537,900**	**295,845**	**20,844**	**327,671**	**434**	**807**	**4,927,284**	21.83

Data source: ARCOS (2006-2014) and Defendant Distribution Data (Walgreens 1/2006 - 3/2014)

Walgreens # 13666 (5/2009 to 12/2017)
DEA: FW1295042
1300 Bush Street
San Francisco, CA 94109

Anda, Inc Hydrocodone Shipments to Walgreens # 13666

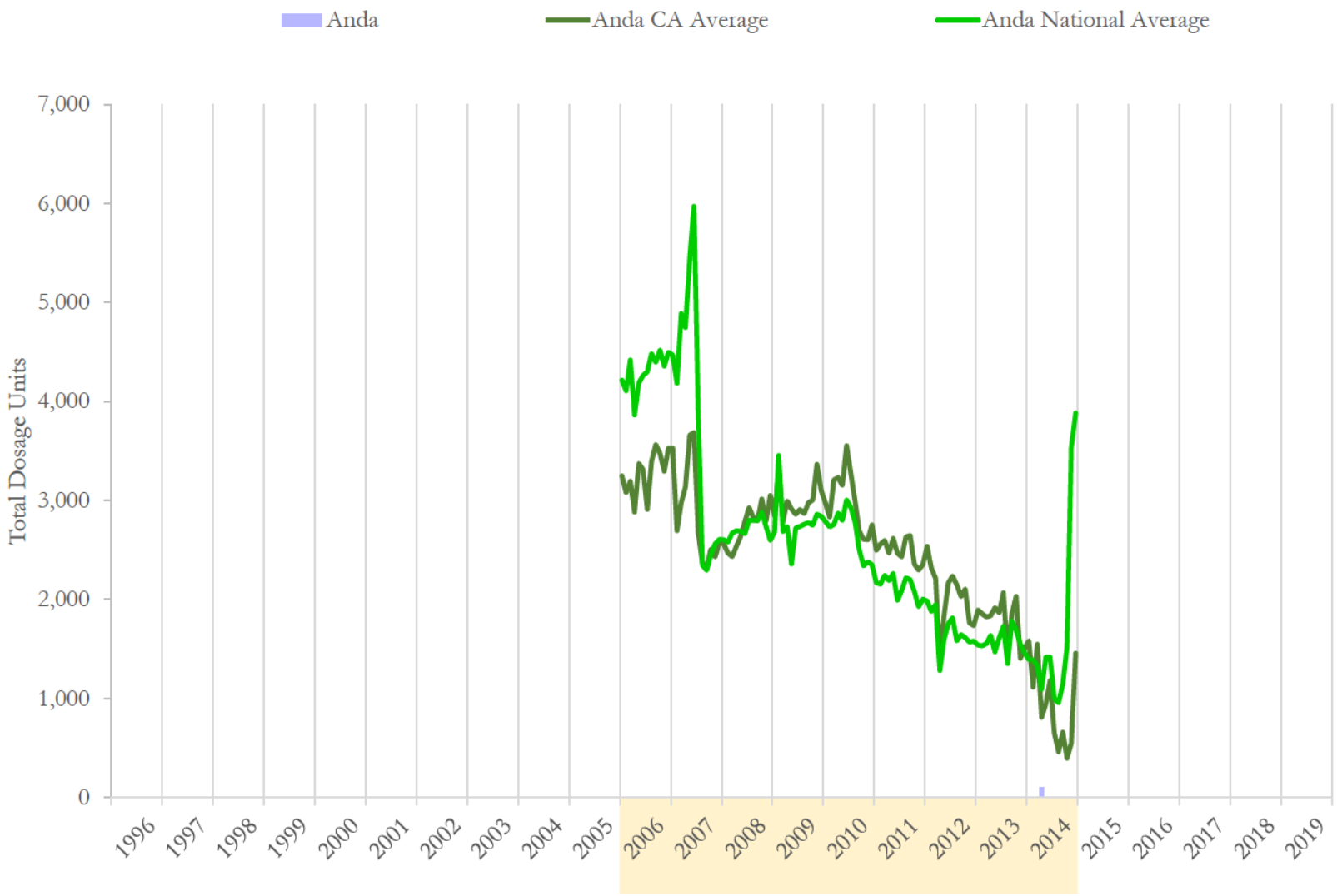

National and state averages reflect hydrocodone shipped from Anda, Inc to all active pharmacies each month.
Data source: ARCOS (2006-2014) and Defendant Distribution Data (Anda 12/1996 - 1/2015)

Walgreens # 13666 (5/2009 to 12/2017)
DEA: FW1295042
1300 Bush Street
San Francisco, CA 94109

Anda, Inc Hydrocodone Shipments to Walgreens # 13666

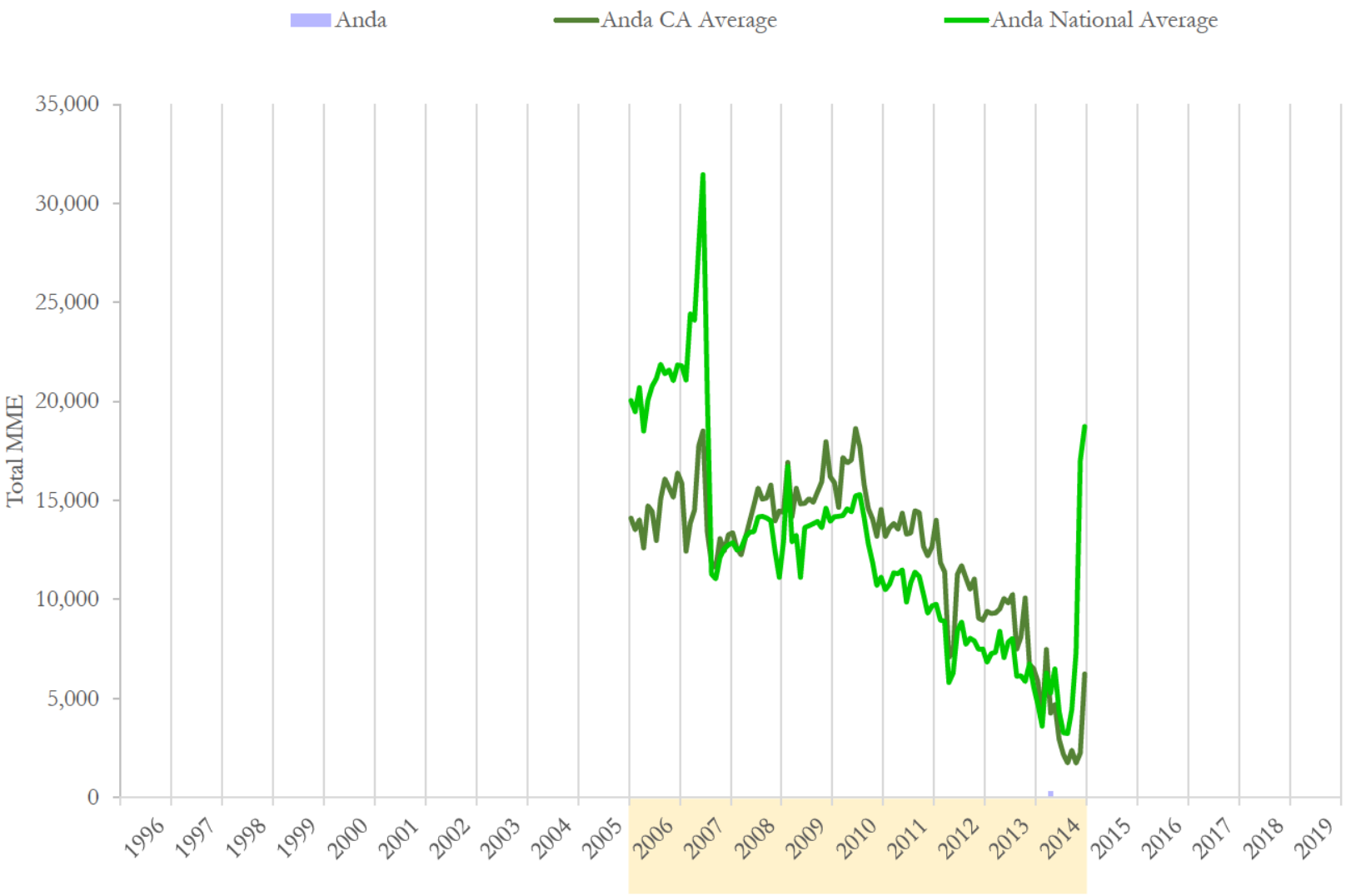

National and state averages reflect hydrocodone shipped from Anda, Inc to all active pharmacies each month.
Data source: ARCOS (2006-2014) and Defendant Distribution Data (Anda 12/1996 - 1/2015)

Walgreens # 13666 (5/2009 to 12/2017)
DEA: FW1295042
1300 Bush Street
San Francisco, CA 94109

Anda, Inc Hydrocodone Shipments to Walgreens # 13666

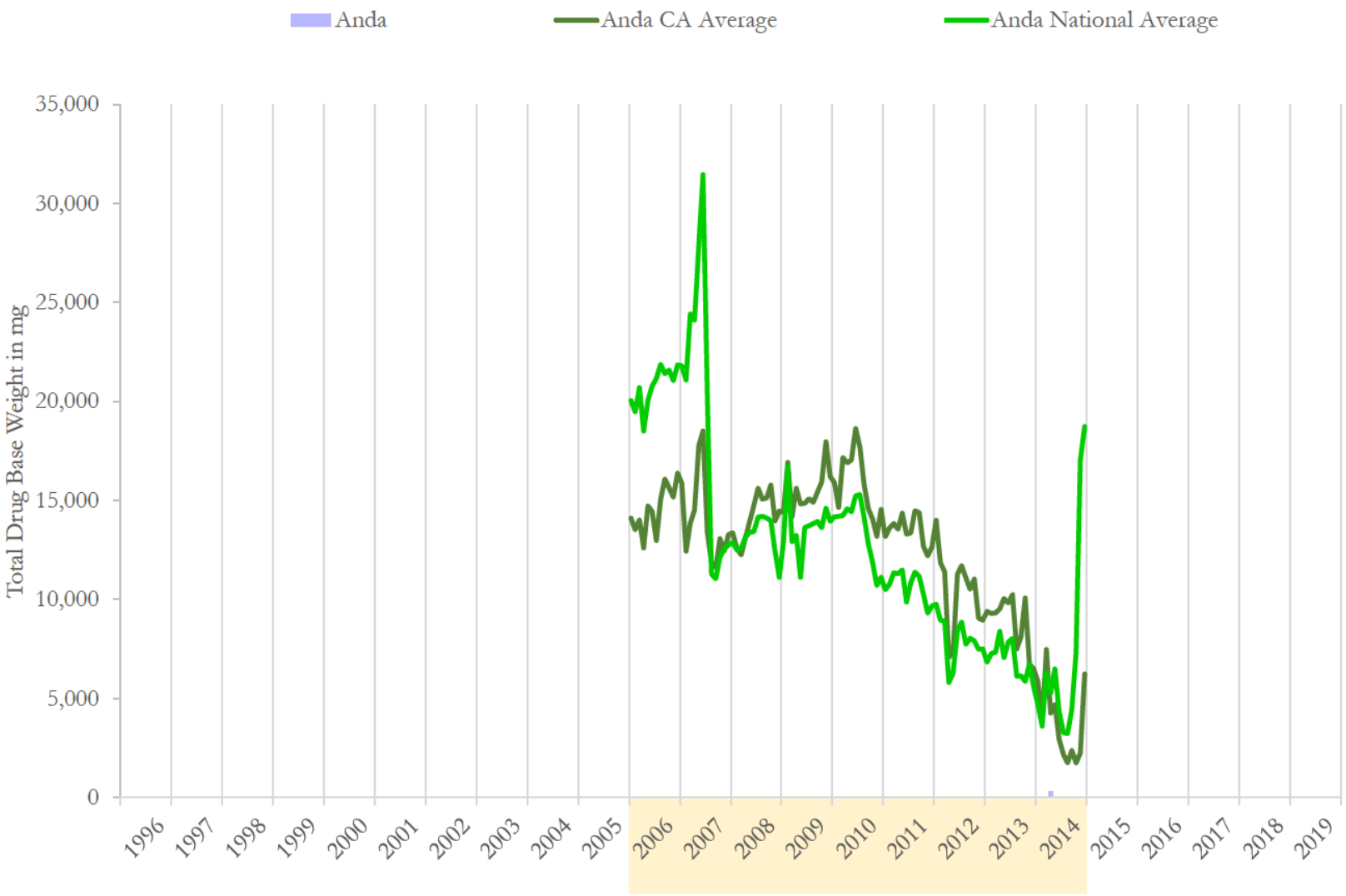

National and state averages reflect hydrocodone shipped from Anda, Inc to all active pharmacies each month.
Data source: ARCOS (2006-2014) and Defendant Distribution Data (Anda 12/1996 - 1/2015)

Anda, Inc Hydrocodone Shipments to Walgreens # 13666

	Dosage Units		MME		Drug Base Weight in mg	
Date	Anda	% Change	Anda	% Change	Anda	% Change
01/2014	0	n/a	0	n/a	0	n/a
02/2014	0	n/a	0	n/a	0	n/a
03/2014	0	n/a	0	n/a	0	n/a
04/2014	100	n/a	303	n/a	303	n/a
05/2014	0	-100.0%	0	-100.0%	0	-100.0%
06/2014	0	n/a	0	n/a	0	n/a
07/2014	0	n/a	0	n/a	0	n/a
08/2014	0	n/a	0	n/a	0	n/a
09/2014	0	n/a	0	n/a	0	n/a
10/2014	0	n/a	0	n/a	0	n/a
11/2014	0	n/a	0	n/a	0	n/a
12/2014	0	n/a	0	n/a	0	n/a
01/2015	0	n/a	0	n/a	0	n/a
02/2015	0	n/a	0	n/a	0	n/a
03/2015	0	n/a	0	n/a	0	n/a
04/2015	0	n/a	0	n/a	0	n/a
05/2015	0	n/a	0	n/a	0	n/a
06/2015	0	n/a	0	n/a	0	n/a
07/2015	0	n/a	0	n/a	0	n/a
08/2015	0	n/a	0	n/a	0	n/a
09/2015	0	n/a	0	n/a	0	n/a
10/2015	0	n/a	0	n/a	0	n/a
11/2015	0	n/a	0	n/a	0	n/a
12/2015	0	n/a	0	n/a	0	n/a

Data source: ARCOS (2006-2014) and Defendant Distribution Data (Anda 12/1996 - 1/2015)

Walgreens # 13666 (5/2009 to 12/2017)
DEA: FW1295042
1300 Bush Street
San Francisco, CA 94109

Anda, Inc Hydrocodone Shipments to Walgreens # 13666

	Dosage Units		MME		Drug Base Weight in mg	
Date	**Anda**	**% Change**	**Anda**	**% Change**	**Anda**	**% Change**
1996	0		0		0	
1997	0	n/a	0	n/a	0	n/a
1998	0	n/a	0	n/a	0	n/a
1999	0	n/a	0	n/a	0	n/a
2000	0	n/a	0	n/a	0	n/a
2001	0	n/a	0	n/a	0	n/a
2002	0	n/a	0	n/a	0	n/a
2003	0	n/a	0	n/a	0	n/a
2004	0	n/a	0	n/a	0	n/a
2005	0	n/a	0	n/a	0	n/a
2006	0	n/a	0	n/a	0	n/a
2007	0	n/a	0	n/a	0	n/a
2008	0	n/a	0	n/a	0	n/a
2009	0	n/a	0	n/a	0	n/a
2010	0	n/a	0	n/a	0	n/a
2011	0	n/a	0	n/a	0	n/a
2012	0	n/a	0	n/a	0	n/a
2013	0	n/a	0	n/a	0	n/a
2014	100	n/a	303	n/a	303	n/a
2015	0	-100.0%	0	-100.0%	0	-100.0%
2016	0	n/a	0	n/a	0	n/a
2017	0	n/a	0	n/a	0	n/a
2018	0	n/a	0	n/a	0	n/a
2019	0	n/a	0	n/a	0	n/a
Total	**100**		**303**		**303**	

Data source: ARCOS (2006-2014) and Defendant Distribution Data (Anda 12/1996 - 1/2015)

Walgreens # 13666 (5/2009 to 12/2017)
DEA: FW1295042
1300 Bush Street
San Francisco, CA 94109

Anda, Inc Hydrocodone Shipments to Walgreens # 13666, by Strength

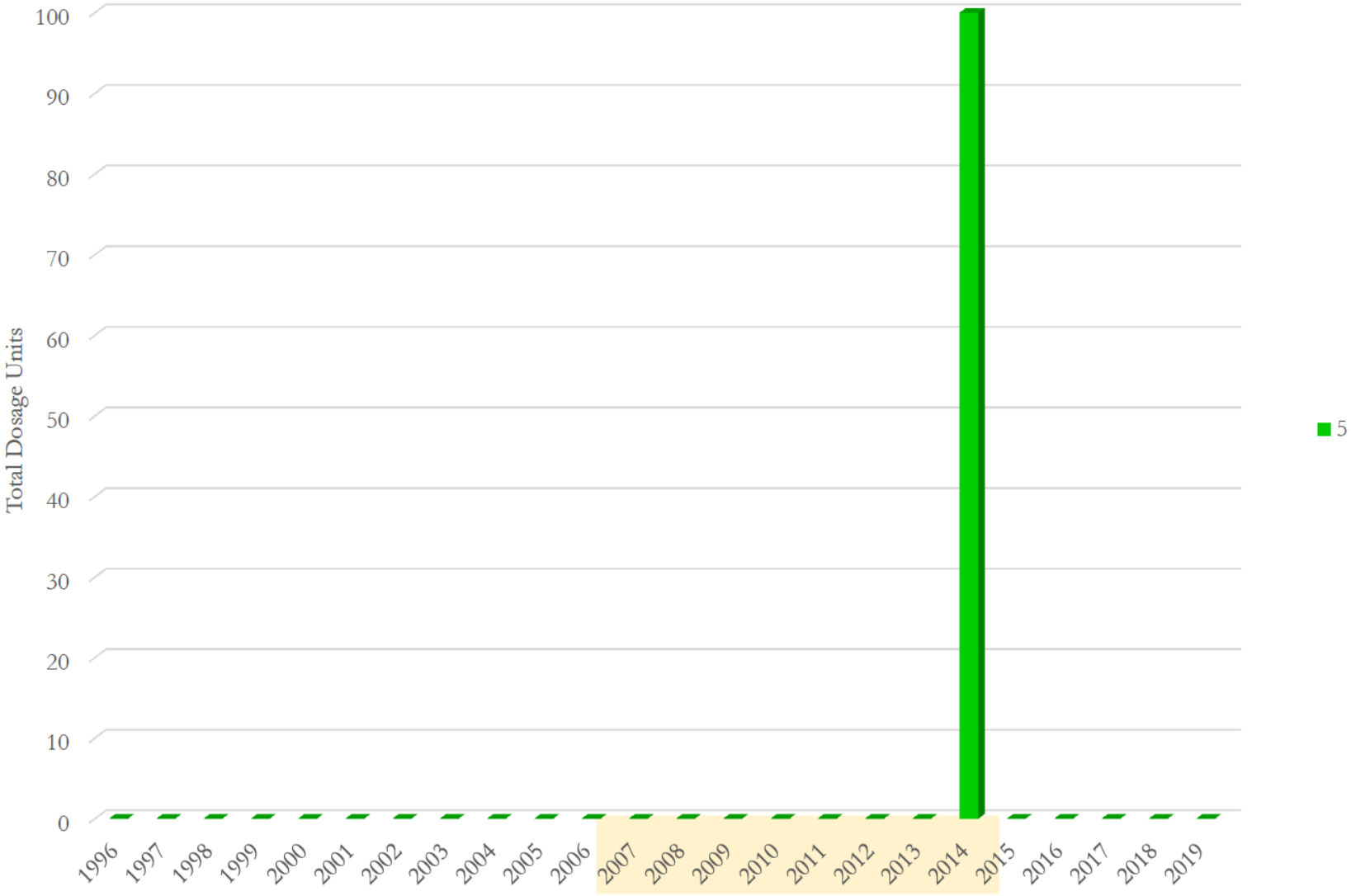

Data source: ARCOS (2006-2014) and Defendant Distribution Data (Anda 12/1996 - 1/2015)

Walgreens # 13666 (5/2009 to 12/2017)
DEA: FW1295042
1300 Bush Street
San Francisco, CA 94109

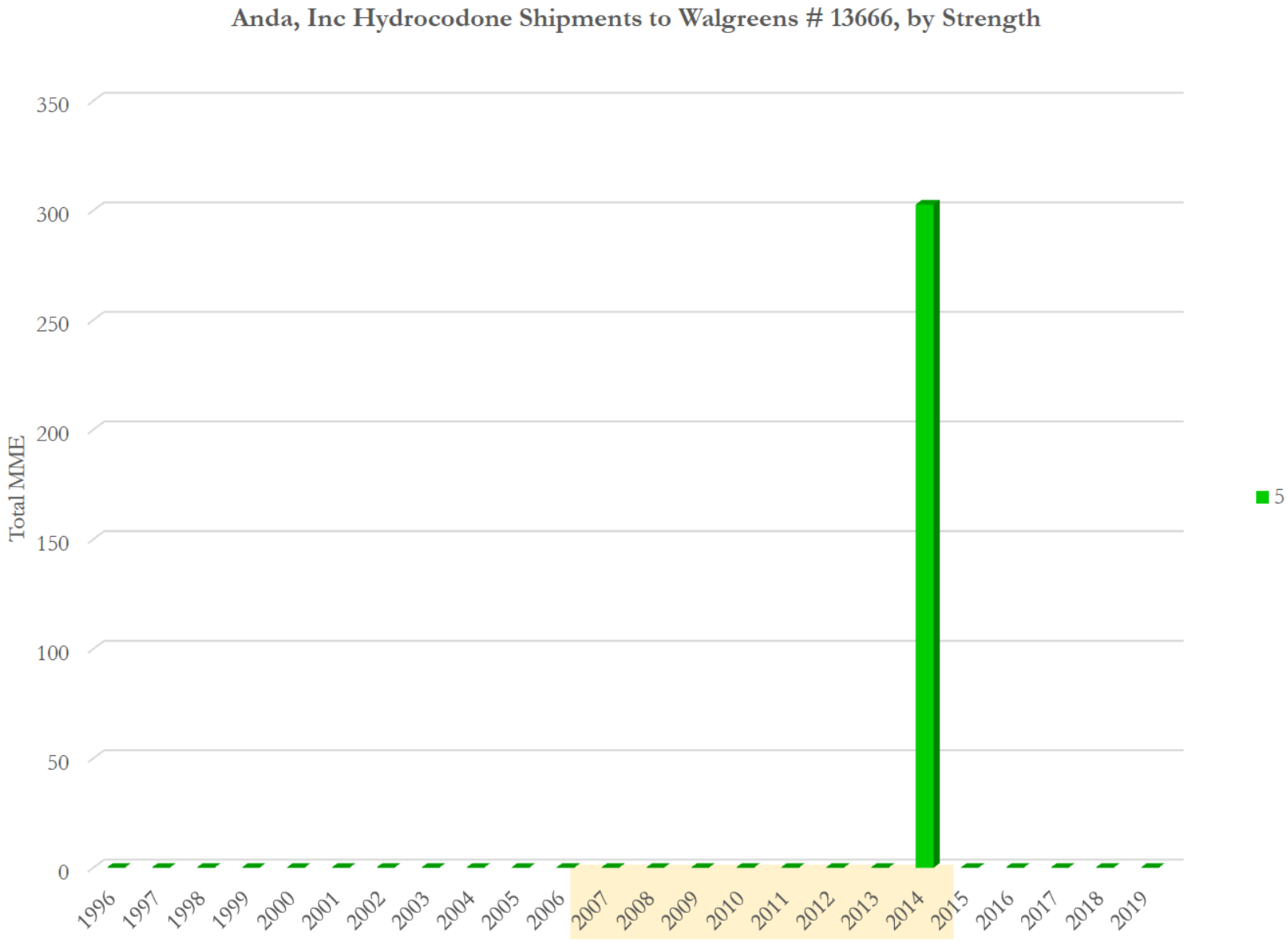

Data source: ARCOS (2006-2014) and Defendant Distribution Data (Anda 12/1996 - 1/2015)

Walgreens # 13666 (5/2009 to 12/2017)
DEA: FW1295042
1300 Bush Street
San Francisco, CA 94109

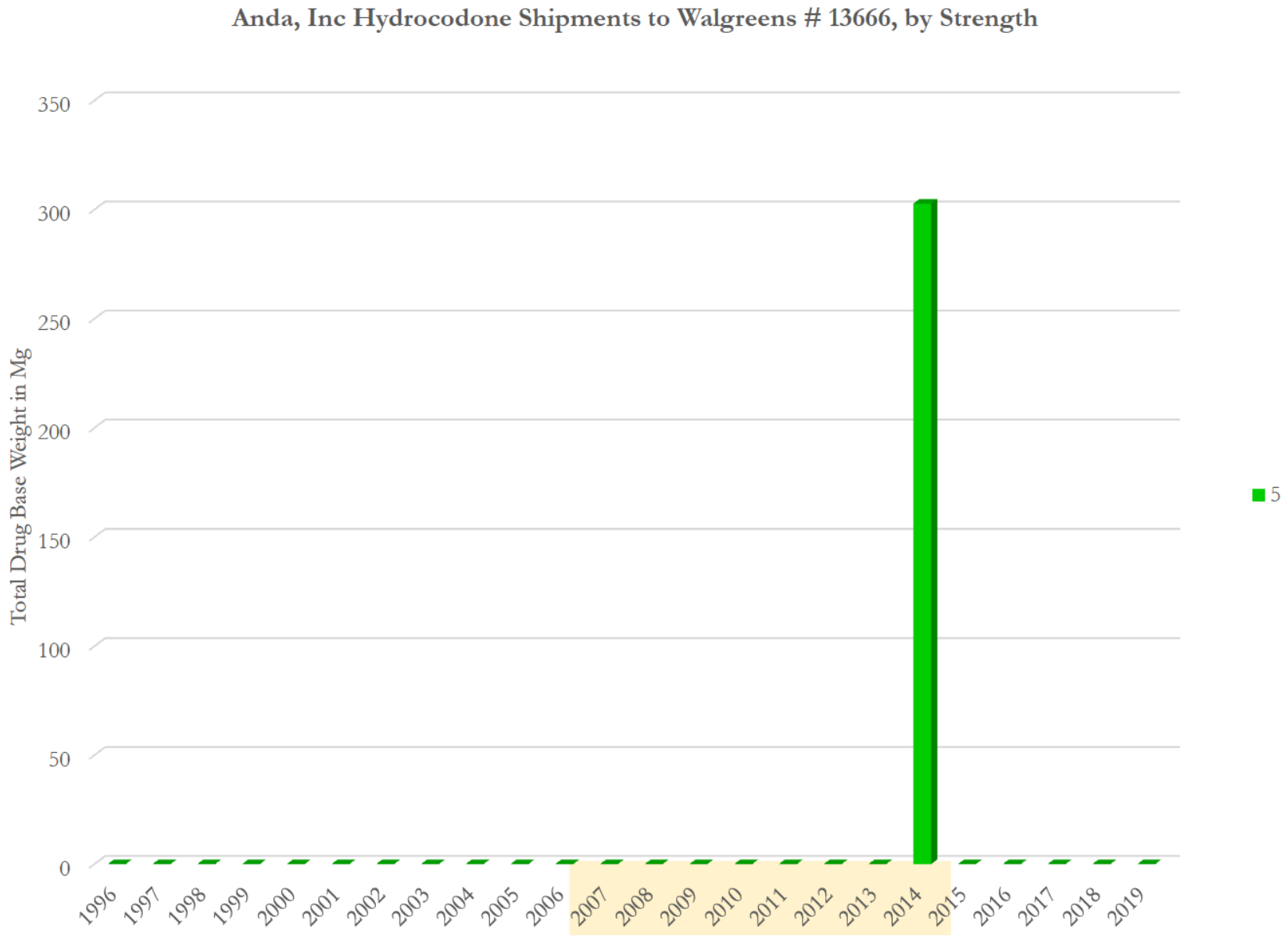

Data source: ARCOS (2006-2014) and Defendant Distribution Data (Anda 12/1996 - 1/2015)

Anda, Inc Hydrocodone Shipments to Walgreens # 13666, by Strength
(Total Dosage Units)

Strength Year\	5	Total	Avg. Str
1996	0	**0**	
1997	0	**0**	
1998	0	**0**	
1999	0	**0**	
2000	0	**0**	
2001	0	**0**	
2002	0	**0**	
2003	0	**0**	
2004	0	**0**	
2005	0	**0**	
2006	0	**0**	
2007	0	**0**	
2008	0	**0**	
2009	0	**0**	
2010	0	**0**	
2011	0	**0**	
2012	0	**0**	
2013	0	**0**	
2014	100	**100**	5.00
2015	0	**0**	
2016	0	**0**	
2017	0	**0**	
2018	0	**0**	
2019	0	**0**	
Total	**100**	**100**	5.00

Data source: ARCOS (2006-2014) and Defendant Distribution Data (Anda 12/1996 - 1/2015)

Anda, Inc Hydrocodone Shipments to Walgreens # 13666, by Strength
(Total MME)

Strength Year\	5	Total	Avg. Str
1996	0	**0**	
1997	0	**0**	
1998	0	**0**	
1999	0	**0**	
2000	0	**0**	
2001	0	**0**	
2002	0	**0**	
2003	0	**0**	
2004	0	**0**	
2005	0	**0**	
2006	0	**0**	
2007	0	**0**	
2008	0	**0**	
2009	0	**0**	
2010	0	**0**	
2011	0	**0**	
2012	0	**0**	
2013	0	**0**	
2014	303	**303**	5.00
2015	0	**0**	
2016	0	**0**	
2017	0	**0**	
2018	0	**0**	
2019	0	**0**	
Total	**303**	**303**	5.00

Data source: ARCOS (2006-2014) and Defendant Distribution Data (Anda 12/1996 - 1/2015)

Anda, Inc Hydrocodone Shipments to Walgreens # 13666, by Strength
(Total Drug Base Weight in Milligram)

Strength Year\	5	Total	Avg. Str
1996	0	**0**	
1997	0	**0**	
1998	0	**0**	
1999	0	**0**	
2000	0	**0**	
2001	0	**0**	
2002	0	**0**	
2003	0	**0**	
2004	0	**0**	
2005	0	**0**	
2006	0	**0**	
2007	0	**0**	
2008	0	**0**	
2009	0	**0**	
2010	0	**0**	
2011	0	**0**	
2012	0	**0**	
2013	0	**0**	
2014	303	**303**	5.00
2015	0	**0**	
2016	0	**0**	
2017	0	**0**	
2018	0	**0**	
2019	0	**0**	
Total	**303**	**303**	5.00

Data source: ARCOS (2006-2014) and Defendant Distribution Data (Anda 12/1996 - 1/2015)

Walgreens # 13666 (5/2009 to 12/2017)
DEA: FW1295042
1300 Bush Street
San Francisco, CA 94109

Walgreen Co Hydrocodone Shipments to Walgreens # 13666

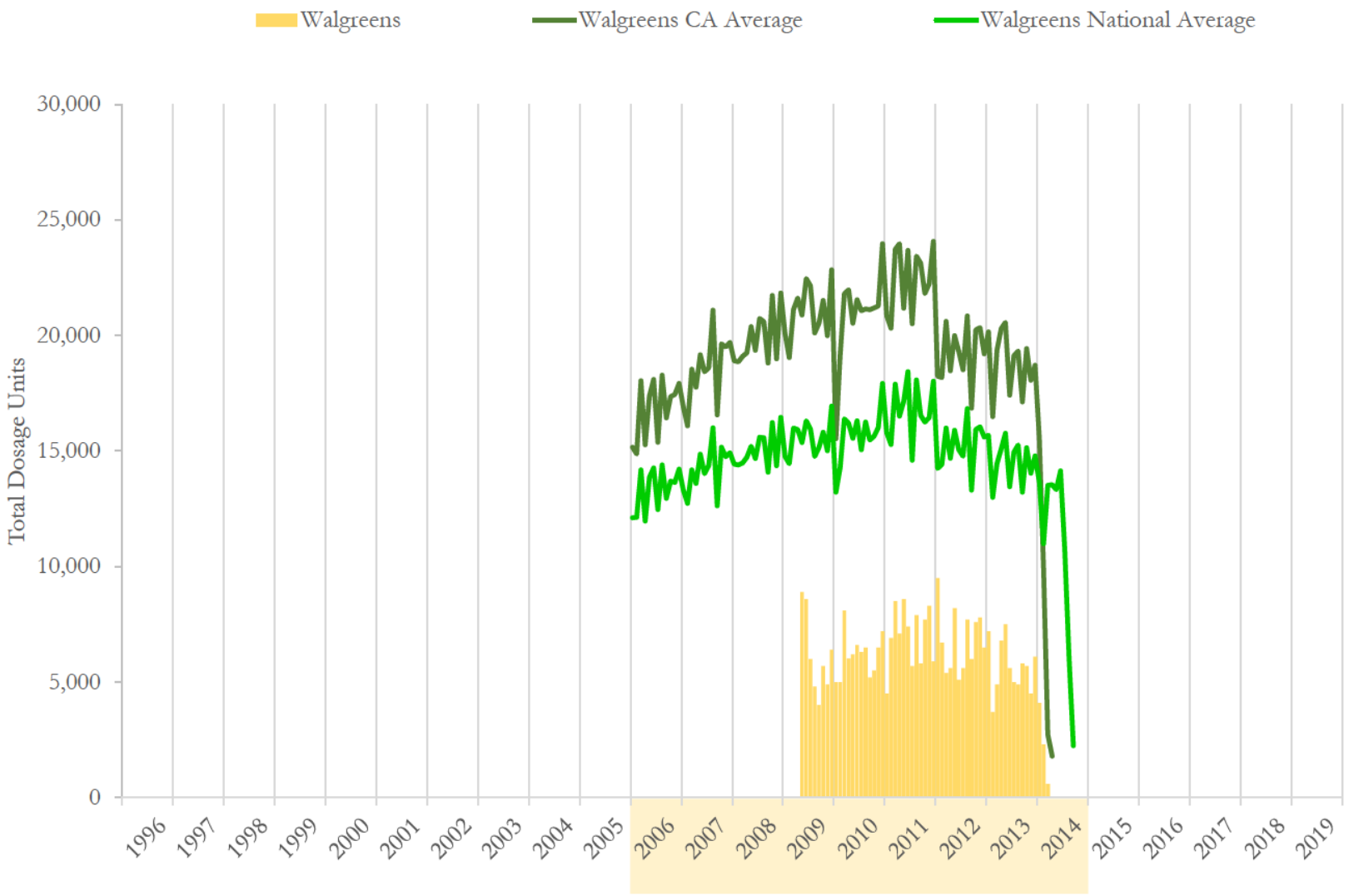

National and state averages reflect hydrocodone shipped from Walgreen Co to all active pharmacies each month.
Data source: ARCOS (2006-2014) and Defendant Distribution Data (Walgreens 1/2006 - 3/2014)

Walgreens # 13666 (5/2009 to 12/2017)
DEA: FW1295042
1300 Bush Street
San Francisco, CA 94109

Walgreen Co Hydrocodone Shipments to Walgreens # 13666

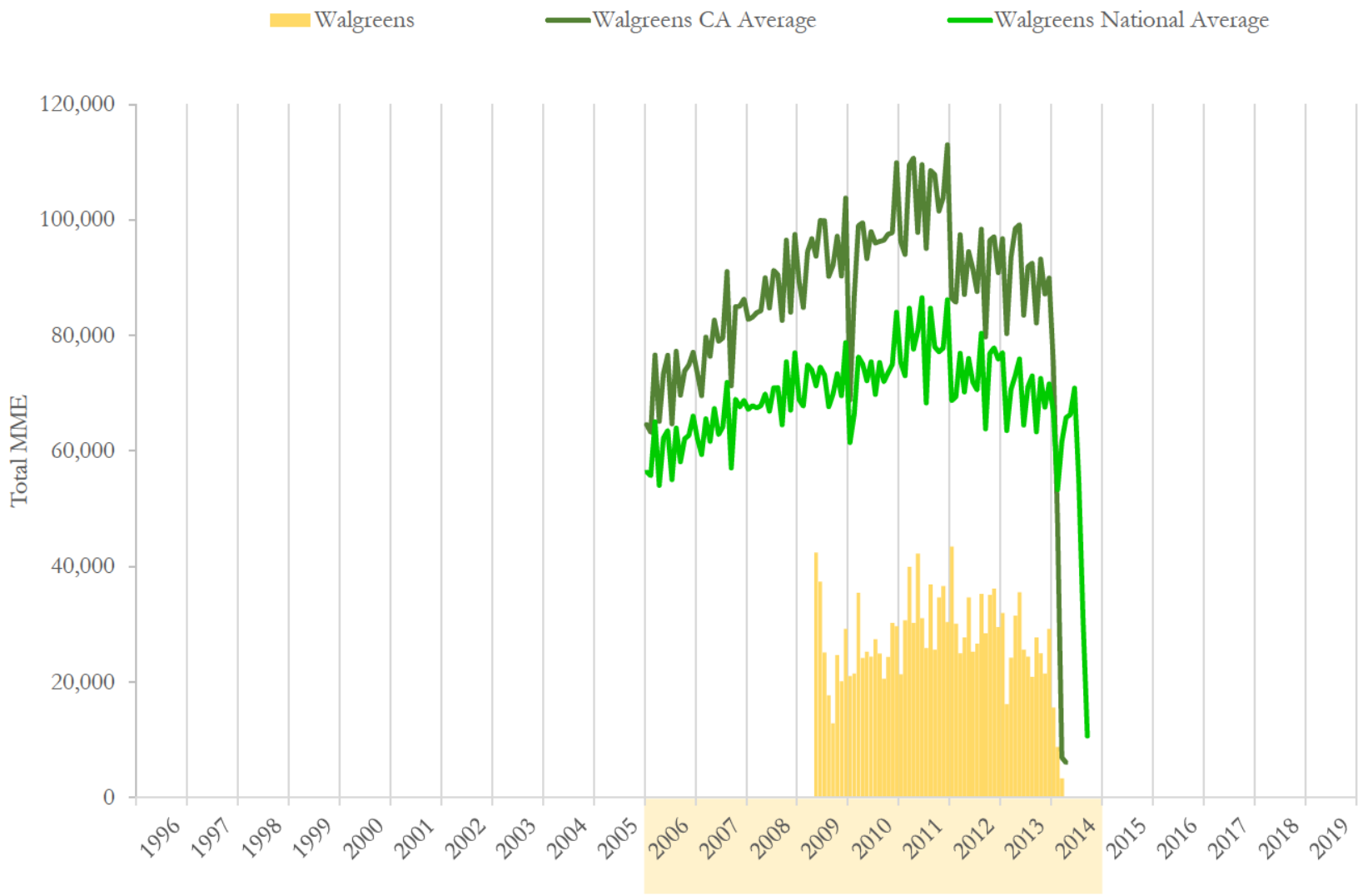

National and state averages reflect hydrocodone shipped from Walgreen Co to all active pharmacies each month.
Data source: ARCOS (2006-2014) and Defendant Distribution Data (Walgreens 1/2006 - 3/2014)

Walgreens # 13666 (5/2009 to 12/2017)
DEA: FW1295042
1300 Bush Street
San Francisco, CA 94109

Walgreen Co Hydrocodone Shipments to Walgreens # 13666

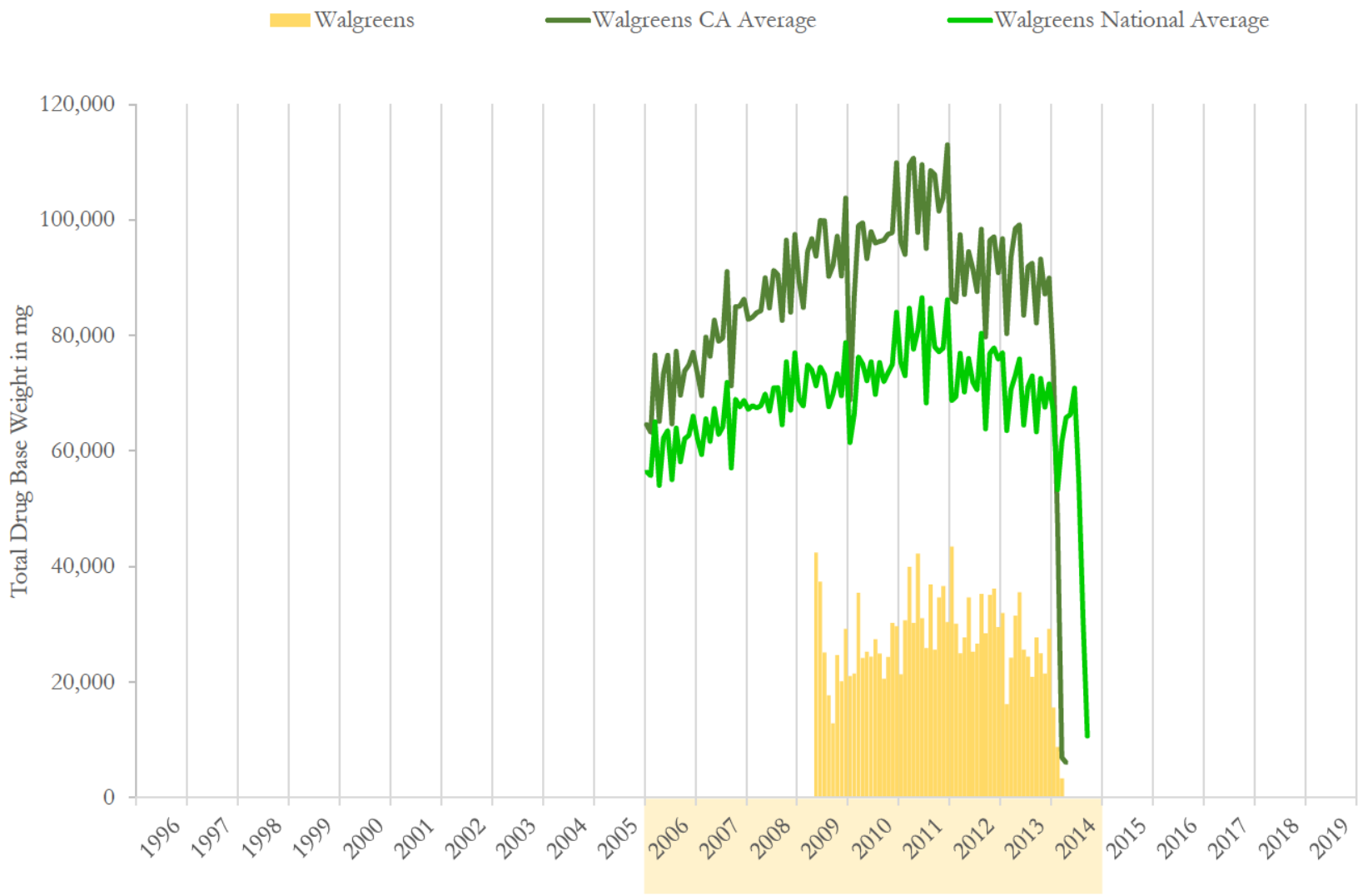

National and state averages reflect hydrocodone shipped from Walgreen Co to all active pharmacies each month.
Data source: ARCOS (2006-2014) and Defendant Distribution Data (Walgreens 1/2006 - 3/2014)

Walgreen Co Hydrocodone Shipments to Walgreens # 13666

	Dosage Units		MME		Drug Base Weight in mg	
Date	Walgreens	% Change	Walgreens	% Change	Walgreens	% Change
01/2008	0	n/a	0	n/a	0	n/a
02/2008	0	n/a	0	n/a	0	n/a
03/2008	0	n/a	0	n/a	0	n/a
04/2008	0	n/a	0	n/a	0	n/a
05/2008	0	n/a	0	n/a	0	n/a
06/2008	0	n/a	0	n/a	0	n/a
07/2008	0	n/a	0	n/a	0	n/a
08/2008	0	n/a	0	n/a	0	n/a
09/2008	0	n/a	0	n/a	0	n/a
10/2008	0	n/a	0	n/a	0	n/a
11/2008	0	n/a	0	n/a	0	n/a
12/2008	0	n/a	0	n/a	0	n/a
01/2009	0	n/a	0	n/a	0	n/a
02/2009	0	n/a	0	n/a	0	n/a
03/2009	0	n/a	0	n/a	0	n/a
04/2009	0	n/a	0	n/a	0	n/a
05/2009	8,900	n/a	42,416	n/a	42,416	n/a
06/2009	8,600	-3.4%	37,383	-11.9%	37,383	-11.9%
07/2009	6,000	-30.2%	25,124	-32.8%	25,124	-32.8%
08/2009	4,800	-20.0%	17,708	-29.5%	17,708	-29.5%
09/2009	4,000	-16.7%	12,865	-27.4%	12,865	-27.4%
10/2009	5,700	42.5%	24,670	91.8%	24,670	91.8%
11/2009	4,900	-14.0%	20,130	-18.4%	20,130	-18.4%
12/2009	6,400	30.6%	29,211	45.1%	29,211	45.1%

Data source: ARCOS (2006-2014) and Defendant Distribution Data (Walgreens 1/2006 - 3/2014)

Walgreens # 13666 (5/2009 to 12/2017)
DEA: FW1295042
1300 Bush Street
San Francisco, CA 94109

Walgreen Co Hydrocodone Shipments to Walgreens # 13666

	Dosage Units		MME		Drug Base Weight in mg	
Date	Walgreens	% Change	Walgreens	% Change	Walgreens	% Change
01/2010	5,000	-21.9%	21,038	-28.0%	21,038	-28.0%
02/2010	5,000	0.0%	21,492	2.2%	21,492	2.2%
03/2010	8,100	62.0%	35,416	64.8%	35,416	64.8%
04/2010	6,020	-25.7%	24,186	-31.7%	24,186	-31.7%
05/2010	6,200	3.0%	25,267	4.5%	25,267	4.5%
06/2010	6,600	6.5%	24,367	-3.6%	24,367	-3.6%
07/2010	6,300	-4.5%	27,386	12.4%	27,386	12.4%
08/2010	6,500	3.2%	24,965	-8.8%	24,965	-8.8%
09/2010	5,200	-20.0%	20,584	-17.5%	20,584	-17.5%
10/2010	5,500	5.8%	24,335	18.2%	24,335	18.2%
11/2010	6,500	18.2%	30,270	24.4%	30,270	24.4%
12/2010	7,200	10.8%	29,656	-2.0%	29,656	-2.0%
01/2011	4,500	-37.5%	21,332	-28.1%	21,332	-28.1%
02/2011	6,900	53.3%	30,691	43.9%	30,691	43.9%
03/2011	8,500	23.2%	39,956	30.2%	39,956	30.2%
04/2011	7,100	-16.5%	30,270	-24.2%	30,270	-24.2%
05/2011	8,600	21.1%	42,227	39.5%	42,227	39.5%
06/2011	7,400	-14.0%	31,011	-26.6%	31,011	-26.6%
07/2011	5,700	-23.0%	25,873	-16.6%	25,873	-16.6%
08/2011	7,900	38.6%	36,889	42.6%	36,889	42.6%
09/2011	5,800	-26.6%	25,578	-30.7%	25,578	-30.7%
10/2011	7,700	32.8%	34,659	35.5%	34,659	35.5%
11/2011	8,300	7.8%	36,627	5.7%	36,627	5.7%
12/2011	5,900	-28.9%	30,397	-17.0%	30,397	-17.0%

Data source: ARCOS (2006-2014) and Defendant Distribution Data (Walgreens 1/2006 - 3/2014)

Walgreens # 13666 (5/2009 to 12/2017)
DEA: FW1295042
1300 Bush Street
San Francisco, CA 94109

Walgreen Co Hydrocodone Shipments to Walgreens # 13666

	Dosage Units		MME		Drug Base Weight in mg	
Date	Walgreens	% Change	Walgreens	% Change	Walgreens	% Change
01/2012	9,500	61.0%	43,437	42.9%	43,437	42.9%
02/2012	6,700	-29.5%	30,119	-30.7%	30,119	-30.7%
03/2012	5,400	-19.4%	24,973	-17.1%	24,973	-17.1%
04/2012	5,600	3.7%	27,697	10.9%	27,697	10.9%
05/2012	8,200	46.4%	34,659	25.1%	34,659	25.1%
06/2012	5,100	-37.8%	25,259	-27.1%	25,259	-27.1%
07/2012	5,600	9.8%	26,621	5.4%	26,621	5.4%
08/2012	7,700	37.5%	35,265	32.5%	35,265	32.5%
09/2012	6,000	-22.1%	28,438	-19.4%	28,438	-19.4%
10/2012	7,600	26.7%	35,089	23.4%	35,089	23.4%
11/2012	7,800	2.6%	36,173	3.1%	36,173	3.1%
12/2012	6,500	-16.7%	29,513	-18.4%	29,513	-18.4%
01/2013	7,200	10.8%	31,935	8.2%	31,935	8.2%
02/2013	3,700	-48.6%	16,194	-49.3%	16,194	-49.3%
03/2013	4,900	32.4%	24,208	49.5%	24,208	49.5%
04/2013	6,800	38.8%	31,481	30.0%	31,481	30.0%
05/2013	7,500	10.3%	35,551	12.9%	35,551	12.9%
06/2013	5,600	-25.3%	25,578	-28.1%	25,578	-28.1%
07/2013	5,000	-10.7%	24,367	-4.7%	24,367	-4.7%
08/2013	4,900	-2.0%	20,886	-14.3%	20,886	-14.3%
09/2013	5,800	18.4%	27,697	32.6%	27,697	32.6%
10/2013	5,700	-1.7%	24,973	-9.8%	24,973	-9.8%
11/2013	4,500	-21.1%	21,492	-13.9%	21,492	-13.9%
12/2013	6,100	35.6%	29,211	35.9%	29,211	35.9%

Data source: ARCOS (2006-2014) and Defendant Distribution Data (Walgreens 1/2006 - 3/2014)

Walgreens # 13666 (5/2009 to 12/2017)
DEA: FW1295042
1300 Bush Street
San Francisco, CA 94109

Walgreen Co Hydrocodone Shipments to Walgreens # 13666

	Dosage Units		MME		Drug Base Weight in mg	
Date	Walgreens	% Change	Walgreens	% Change	Walgreens	% Change
01/2014	4,100	-32.8%	15,589	-46.6%	15,589	-46.6%
02/2014	2,300	-43.9%	8,778	-43.7%	8,778	-43.7%
03/2014	600	-73.9%	3,330	-62.1%	3,330	-62.1%
04/2014	0	-100.0%	0	-100.0%	0	-100.0%
05/2014	0	n/a	0	n/a	0	n/a
06/2014	0	n/a	0	n/a	0	n/a
07/2014	0	n/a	0	n/a	0	n/a
08/2014	0	n/a	0	n/a	0	n/a
09/2014	0	n/a	0	n/a	0	n/a
10/2014	0	n/a	0	n/a	0	n/a
11/2014	0	n/a	0	n/a	0	n/a
12/2014	0	n/a	0	n/a	0	n/a
01/2015	0	n/a	0	n/a	0	n/a
02/2015	0	n/a	0	n/a	0	n/a
03/2015	0	n/a	0	n/a	0	n/a
04/2015	0	n/a	0	n/a	0	n/a
05/2015	0	n/a	0	n/a	0	n/a
06/2015	0	n/a	0	n/a	0	n/a
07/2015	0	n/a	0	n/a	0	n/a
08/2015	0	n/a	0	n/a	0	n/a
09/2015	0	n/a	0	n/a	0	n/a
10/2015	0	n/a	0	n/a	0	n/a
11/2015	0	n/a	0	n/a	0	n/a
12/2015	0	n/a	0	n/a	0	n/a

Data source: ARCOS (2006-2014) and Defendant Distribution Data (Walgreens 1/2006 - 3/2014)

Walgreens # 13666 (5/2009 to 12/2017)
DEA: FW1295042
1300 Bush Street
San Francisco, CA 94109

Walgreen Co Hydrocodone Shipments to Walgreens # 13666

	Dosage Units		MME		Drug Base Weight in mg	
Date	Walgreens	% Change	Walgreens	% Change	Walgreens	% Change
1996	0		0		0	
1997	0	n/a	0	n/a	0	n/a
1998	0	n/a	0	n/a	0	n/a
1999	0	n/a	0	n/a	0	n/a
2000	0	n/a	0	n/a	0	n/a
2001	0	n/a	0	n/a	0	n/a
2002	0	n/a	0	n/a	0	n/a
2003	0	n/a	0	n/a	0	n/a
2004	0	n/a	0	n/a	0	n/a
2005	0	n/a	0	n/a	0	n/a
2006	0	n/a	0	n/a	0	n/a
2007	0	n/a	0	n/a	0	n/a
2008	0	n/a	0	n/a	0	n/a
2009	49,300	n/a	209,506	n/a	209,506	n/a
2010	74,120	50.3%	308,961	47.5%	308,961	47.5%
2011	84,300	13.7%	385,510	24.8%	385,510	24.8%
2012	81,700	-3.1%	377,242	-2.1%	377,242	-2.1%
2013	67,700	-17.1%	313,573	-16.9%	313,573	-16.9%
2014	7,000	-89.7%	27,697	-91.2%	27,697	-91.2%
2015	0	-100.0%	0	-100.0%	0	-100.0%
2016	0	n/a	0	n/a	0	n/a
2017	0	n/a	0	n/a	0	n/a
2018	0	n/a	0	n/a	0	n/a
2019	0	n/a	0	n/a	0	n/a
Total	**364,120**		**1,622,489**		**1,622,489**	

Data source: ARCOS (2006-2014) and Defendant Distribution Data (Walgreens 1/2006 - 3/2014)

Walgreens # 13666 (5/2009 to 12/2017)
DEA: FW1295042
1300 Bush Street
San Francisco, CA 94109

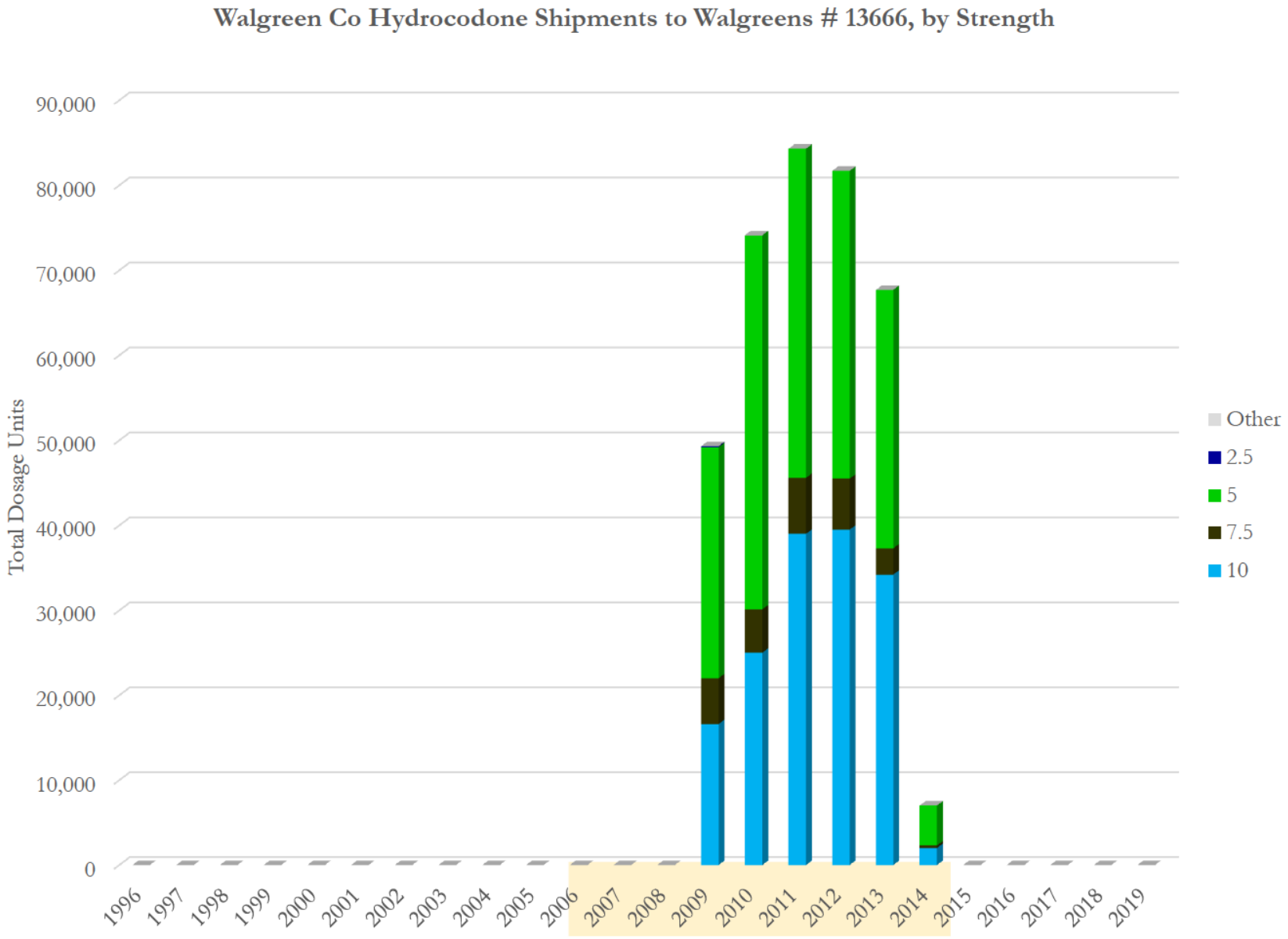

Data source: ARCOS (2006-2014) and Defendant Distribution Data (Walgreens 1/2006 - 3/2014)

Walgreens # 13666 (5/2009 to 12/2017)
DEA: FW1295042
1300 Bush Street
San Francisco, CA 94109

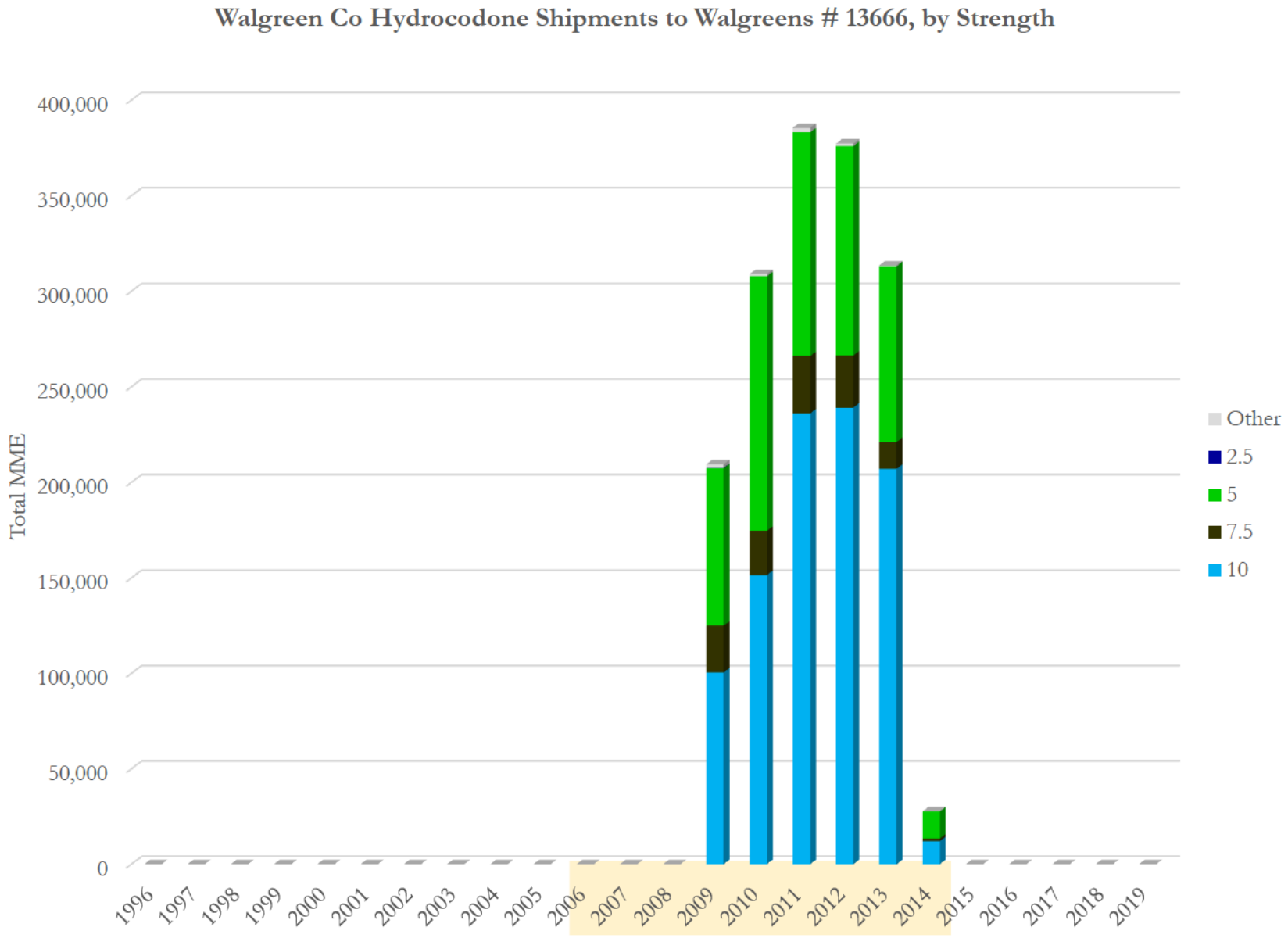

Data source: ARCOS (2006-2014) and Defendant Distribution Data (Walgreens 1/2006 - 3/2014)

Walgreens # 13666 (5/2009 to 12/2017)
DEA: FW1295042
1300 Bush Street
San Francisco, CA 94109

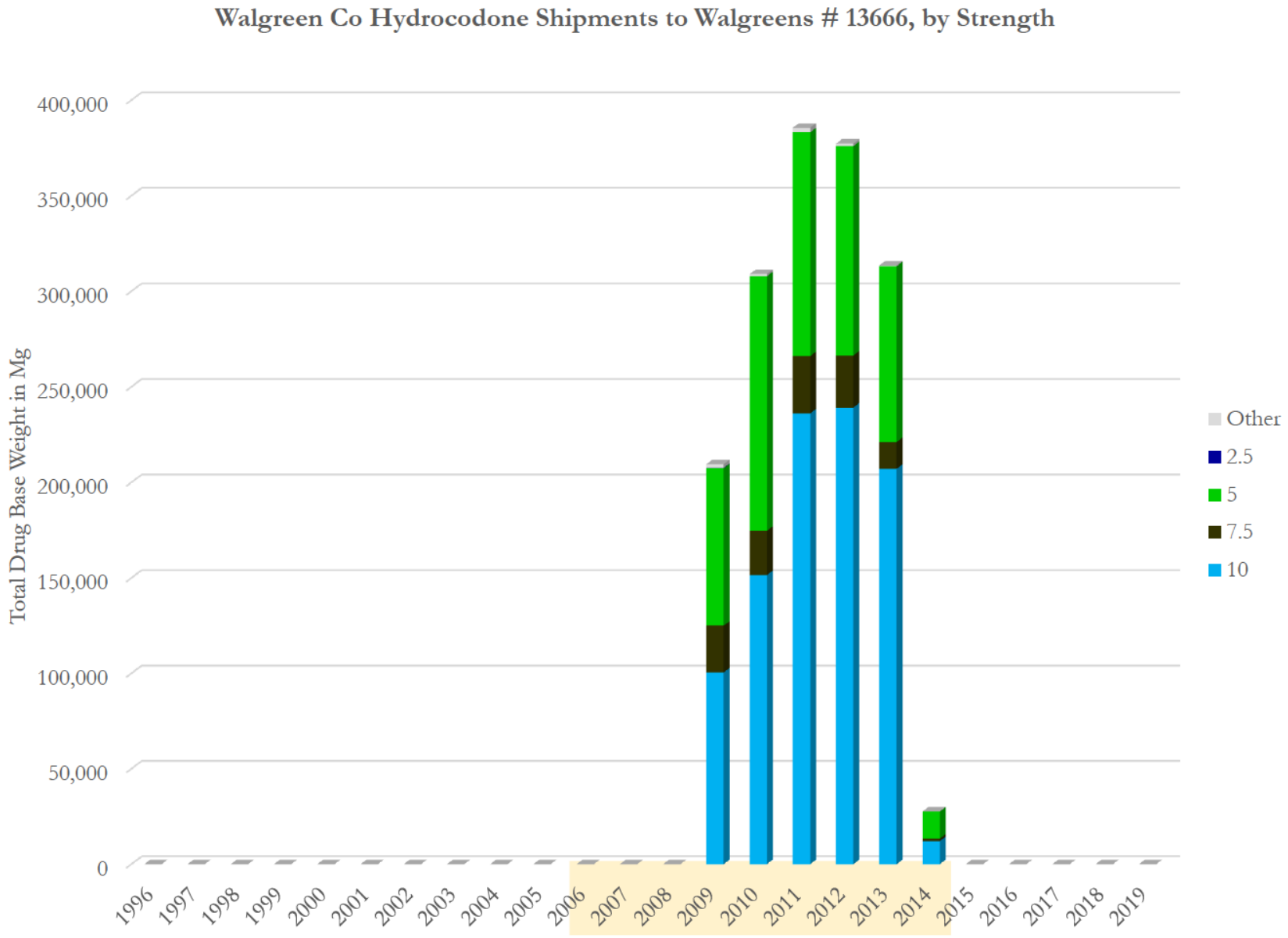

Data source: ARCOS (2006-2014) and Defendant Distribution Data (Walgreens 1/2006 - 3/2014)

Walgreens # 13666 (5/2009 to 12/2017)
DEA: FW1295042
1300 Bush Street
San Francisco, CA 94109

Walgreen Co Hydrocodone Shipments to Walgreens # 13666, by Strength
(Total Dosage Units)

Strength Year\	10	7.5	5	2.5	Other	Total	Avg. Str
1996	0	0	0	0	0	**0**	
1997	0	0	0	0	0	**0**	
1998	0	0	0	0	0	**0**	
1999	0	0	0	0	0	**0**	
2000	0	0	0	0	0	**0**	
2001	0	0	0	0	0	**0**	
2002	0	0	0	0	0	**0**	
2003	0	0	0	0	0	**0**	
2004	0	0	0	0	0	**0**	
2005	0	0	0	0	0	**0**	
2006	0	0	0	0	0	**0**	
2007	0	0	0	0	0	**0**	
2008	0	0	0	0	0	**0**	
2009	16,600	5,400	27,200	100	0	**49,300**	6.95
2010	25,020	5,100	44,000	0	0	**74,120**	6.86
2011	39,000	6,600	38,700	0	0	**84,300**	7.51
2012	39,500	6,000	36,200	0	0	**81,700**	7.60
2013	34,200	3,100	30,400	0	0	**67,700**	7.64
2014	2,000	300	4,700	0	0	**7,000**	6.54
2015	0	0	0	0	0	**0**	
2016	0	0	0	0	0	**0**	
2017	0	0	0	0	0	**0**	
2018	0	0	0	0	0	**0**	
2019	0	0	0	0	0	**0**	
Total	**156,320**	**26,500**	**181,200**	**100**	**0**	**364,120**	7.33

Data source: ARCOS (2006-2014) and Defendant Distribution Data (Walgreens 1/2006 - 3/2014)

Walgreens # 13666 (5/2009 to 12/2017)
DEA: FW1295042
1300 Bush Street
San Francisco, CA 94109

Walgreen Co Hydrocodone Shipments to Walgreens # 13666, by Strength (Total MME)

Strength Year\	10	7.5	5	2.5	Other	Total	Avg. Str
1996	0	0	0	0	0	**0**	
1997	0	0	0	0	0	**0**	
1998	0	0	0	0	0	**0**	
1999	0	0	0	0	0	**0**	
2000	0	0	0	0	0	**0**	
2001	0	0	0	0	0	**0**	
2002	0	0	0	0	0	**0**	
2003	0	0	0	0	0	**0**	
2004	0	0	0	0	0	**0**	
2005	0	0	0	0	0	**0**	
2006	0	0	0	0	0	**0**	
2007	0	0	0	0	0	**0**	
2008	0	0	0	0	0	**0**	
2009	100,496	24,519	82,334	151	2,005	**209,506**	6.95
2010	151,471	23,157	133,188	0	1,146	**308,961**	6.86
2011	236,106	29,967	117,145	0	2,291	**385,510**	7.51
2012	239,133	27,243	109,577	0	1,289	**377,242**	7.60
2013	207,047	14,076	92,021	0	430	**313,573**	7.64
2014	12,108	1,362	14,227	0	0	**27,697**	6.54
2015	0	0	0	0	0	**0**	
2016	0	0	0	0	0	**0**	
2017	0	0	0	0	0	**0**	
2018	0	0	0	0	0	**0**	
2019	0	0	0	0	0	**0**	
Total	**946,361**	**120,323**	**548,492**	**151**	**7,161**	**1,622,489**	7.33

Data source: ARCOS (2006-2014) and Defendant Distribution Data (Walgreens 1/2006 - 3/2014)

Walgreens # 13666 (5/2009 to 12/2017)
DEA: FW1295042
1300 Bush Street
San Francisco, CA 94109

Walgreen Co Hydrocodone Shipments to Walgreens # 13666, by Strength
(Total Drug Base Weight in Milligram)

Strength Year\	10	7.5	5	2.5	Other	Total	Avg. Str
1996	0	0	0	0	0	**0**	
1997	0	0	0	0	0	**0**	
1998	0	0	0	0	0	**0**	
1999	0	0	0	0	0	**0**	
2000	0	0	0	0	0	**0**	
2001	0	0	0	0	0	**0**	
2002	0	0	0	0	0	**0**	
2003	0	0	0	0	0	**0**	
2004	0	0	0	0	0	**0**	
2005	0	0	0	0	0	**0**	
2006	0	0	0	0	0	**0**	
2007	0	0	0	0	0	**0**	
2008	0	0	0	0	0	**0**	
2009	100,496	24,519	82,334	151	2,005	**209,506**	6.95
2010	151,471	23,157	133,188	0	1,146	**308,961**	6.86
2011	236,106	29,967	117,145	0	2,291	**385,510**	7.51
2012	239,133	27,243	109,577	0	1,289	**377,242**	7.60
2013	207,047	14,076	92,021	0	430	**313,573**	7.64
2014	12,108	1,362	14,227	0	0	**27,697**	6.54
2015	0	0	0	0	0	**0**	
2016	0	0	0	0	0	**0**	
2017	0	0	0	0	0	**0**	
2018	0	0	0	0	0	**0**	
2019	0	0	0	0	0	**0**	
Total	**946,361**	**120,323**	**548,492**	**151**	**7,161**	**1,622,489**	7.33

Data source: ARCOS (2006-2014) and Defendant Distribution Data (Walgreens 1/2006 - 3/2014)

Walgreens # 01283 (1/1996 to 12/2017)
DEA: AW2653310
500 Geary St
San Francisco, CA 94102

Walgreen Co Oxycodone Shipments to Walgreens # 01283

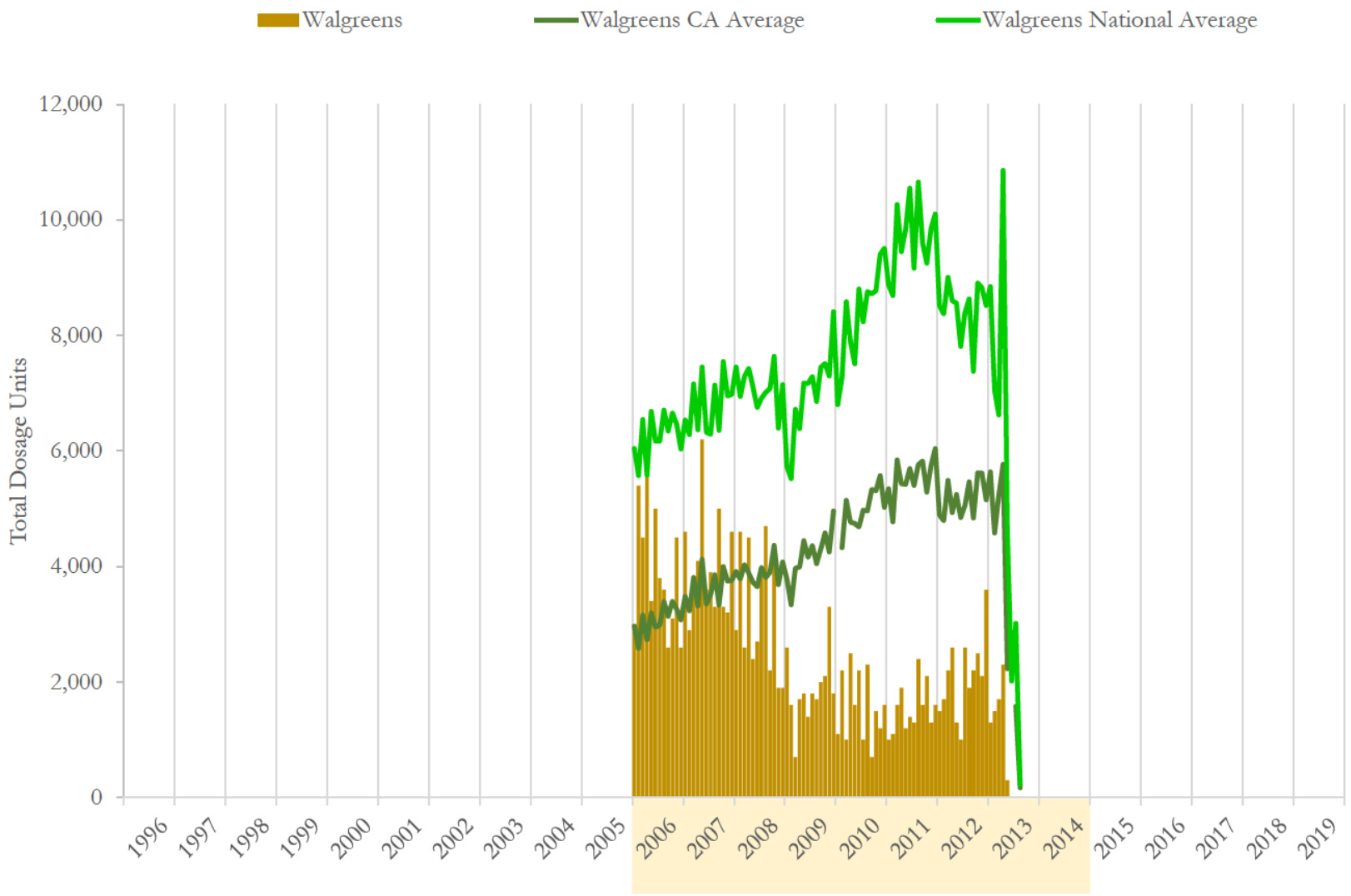

National and state averages reflect oxycodone shipped from Walgreen Co to all active pharmacies each month.
Data source: ARCOS (2006-2014) and Defendant Distribution Data (Walgreens 1/2006 - 3/2014)

Walgreens # 01283 (1/1996 to 12/2017)
DEA: AW2653310
500 Geary St
San Francisco, CA 94102

Walgreen Co Oxycodone Shipments to Walgreens # 01283

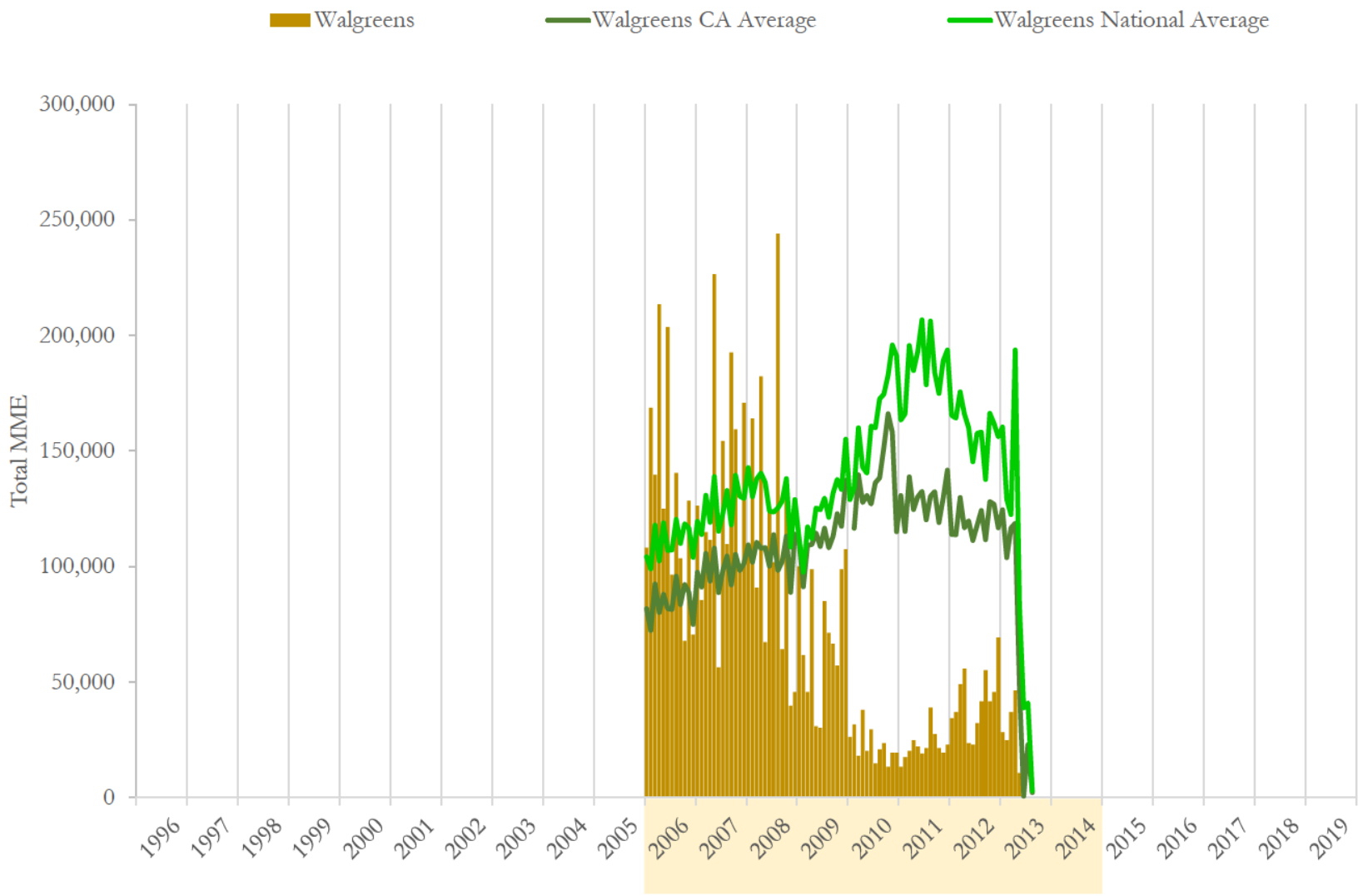

National and state averages reflect oxycodone shipped from Walgreen Co to all active pharmacies each month.
Data source: ARCOS (2006-2014) and Defendant Distribution Data (Walgreens 1/2006 - 3/2014)

Walgreens # 01283 (1/1996 to 12/2017)
DEA: AW2653310
500 Geary St
San Francisco, CA 94102

Walgreen Co Oxycodone Shipments to Walgreens # 01283

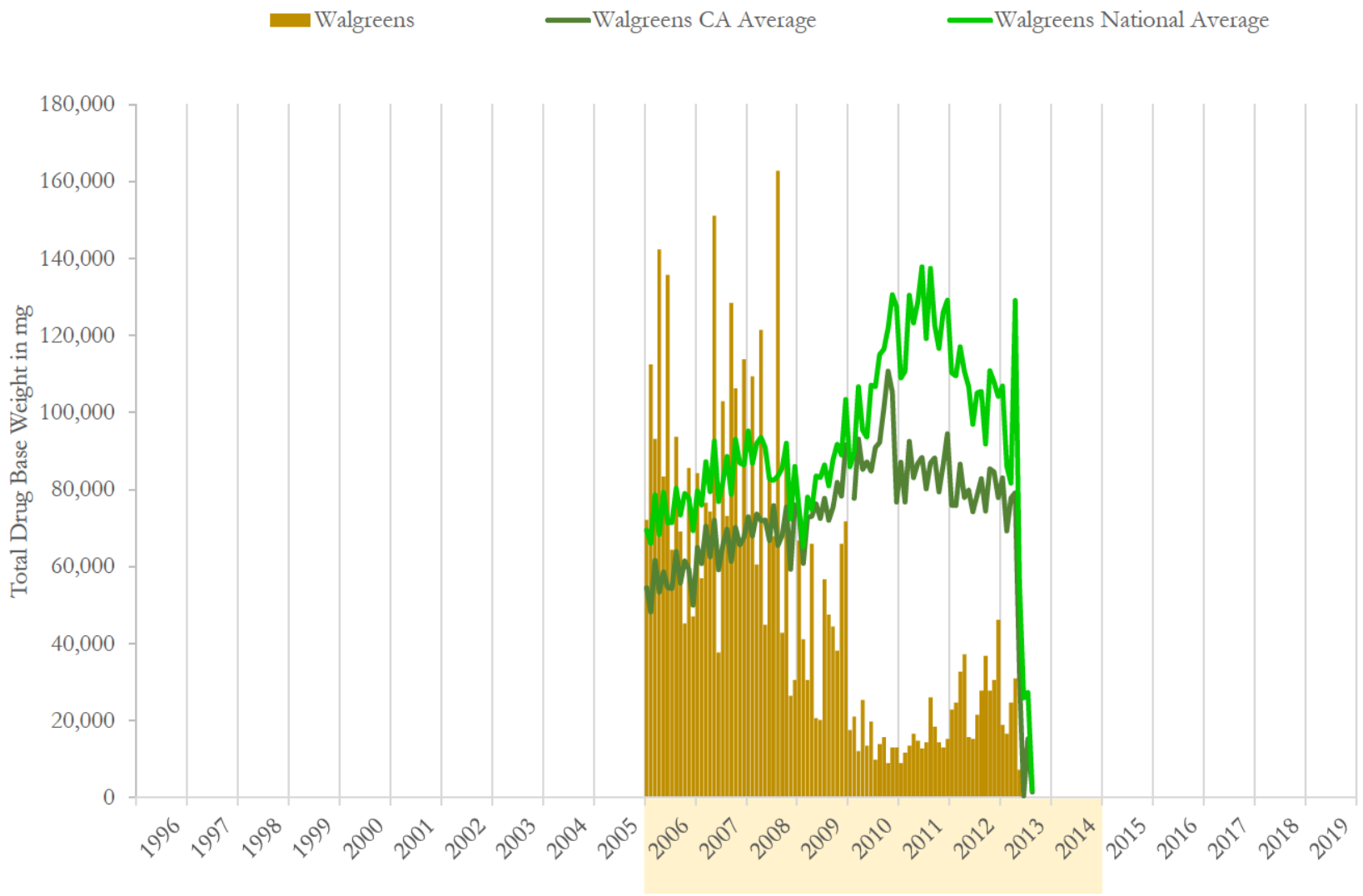

National and state averages reflect oxycodone shipped from Walgreen Co to all active pharmacies each month.
Data source: ARCOS (2006-2014) and Defendant Distribution Data (Walgreens 1/2006 - 3/2014)

Walgreen Co Oxycodone Shipments to Walgreens # 01283

	Dosage Units		MME		Drug Base Weight in mg	
Date	Walgreens	% Change	Walgreens	% Change	Walgreens	% Change
01/2006	3,000	n/a	108,185	n/a	72,123	n/a
02/2006	5,400	80.0%	168,698	55.9%	112,465	55.9%
03/2006	4,500	-16.7%	139,719	-17.2%	93,146	-17.2%
04/2006	5,900	31.1%	213,546	52.8%	142,364	52.8%
05/2006	3,400	-42.4%	125,061	-41.4%	83,374	-41.4%
06/2006	5,000	47.1%	203,595	62.8%	135,730	62.8%
07/2006	3,800	-24.0%	96,485	-52.6%	64,324	-52.6%
08/2006	3,600	-5.3%	140,526	45.6%	93,684	45.6%
09/2006	2,600	-27.8%	103,545	-26.3%	69,030	-26.3%
10/2006	3,100	19.2%	67,910	-34.4%	45,273	-34.4%
11/2006	4,500	45.2%	128,423	89.1%	85,616	89.1%
12/2006	2,600	-42.2%	70,599	-45.0%	47,066	-45.0%
01/2007	4,600	76.9%	126,406	79.0%	84,271	79.0%
02/2007	2,900	-37.0%	85,392	-32.4%	56,928	-32.4%
03/2007	3,700	27.6%	114,842	34.5%	76,561	34.5%
04/2007	4,100	10.8%	111,479	-2.9%	74,319	-2.9%
05/2007	6,200	51.2%	226,590	103.3%	151,060	103.3%
06/2007	3,600	-41.9%	56,479	-75.1%	37,653	-75.1%
07/2007	3,900	8.3%	154,356	173.3%	102,904	173.3%
08/2007	3,300	-15.4%	109,691	-28.9%	73,127	-28.9%
09/2007	5,000	51.5%	192,635	75.6%	128,424	75.6%
10/2007	3,300	-34.0%	159,400	-17.3%	106,267	-17.3%
11/2007	3,200	-3.0%	99,558	-37.5%	66,372	-37.5%
12/2007	4,600	43.8%	170,783	71.5%	113,855	71.5%

Data source: ARCOS (2006-2014) and Defendant Distribution Data (Walgreens 1/2006 - 3/2014)

Walgreens # 01283 (1/1996 to 12/2017)
DEA: AW2653310
500 Geary St
San Francisco, CA 94102

Walgreen Co Oxycodone Shipments to Walgreens # 01283

	Dosage Units		MME		Drug Base Weight in mg	
Date	Walgreens	% Change	Walgreens	% Change	Walgreens	% Change
01/2008	2,900	-37.0%	108,972	-36.2%	72,648	-36.2%
02/2008	4,600	58.6%	164,059	50.6%	109,373	50.6%
03/2008	2,600	-43.5%	90,818	-44.6%	60,545	-44.6%
04/2008	4,500	73.1%	182,213	100.6%	121,476	100.6%
05/2008	2,400	-46.7%	67,331	-63.0%	44,888	-63.0%
06/2008	2,700	12.5%	123,717	83.7%	82,478	83.7%
07/2008	3,900	44.4%	101,865	-17.7%	67,910	-17.7%
08/2008	4,700	20.5%	244,072	139.6%	162,715	139.6%
09/2008	2,200	-53.2%	64,212	-73.7%	42,808	-73.7%
10/2008	4,100	86.4%	129,768	102.1%	86,512	102.1%
11/2008	1,900	-53.7%	39,670	-69.4%	26,447	-69.4%
12/2008	1,900	0.0%	45,722	15.3%	30,481	15.3%
01/2009	2,600	36.8%	100,117	119.0%	66,744	119.0%
02/2009	1,600	-38.5%	61,657	-38.4%	41,105	-38.4%
03/2009	700	-56.3%	45,722	-25.8%	30,481	-25.8%
04/2009	1,700	142.9%	98,839	116.2%	65,893	116.2%
05/2009	1,800	5.9%	30,929	-68.7%	20,620	-68.7%
06/2009	1,400	-22.2%	30,257	-2.2%	20,171	-2.2%
07/2009	1,800	28.6%	85,055	181.1%	56,704	181.1%
08/2009	1,700	-5.6%	71,272	-16.2%	47,515	-16.2%
09/2009	2,000	17.6%	66,565	-6.6%	44,377	-6.6%
10/2009	2,100	5.0%	57,152	-14.1%	38,101	-14.1%
11/2009	3,300	57.1%	98,839	72.9%	65,893	72.9%
12/2009	1,800	-45.5%	107,580	8.8%	71,720	8.8%

Data source: ARCOS (2006-2014) and Defendant Distribution Data (Walgreens 1/2006 - 3/2014)

Walgreen Co Oxycodone Shipments to Walgreens # 01283

	Dosage Units		MME		Drug Base Weight in mg	
Date	Walgreens	% Change	Walgreens	% Change	Walgreens	% Change
01/2010	1,100	-38.9%	26,223	-75.6%	17,482	-75.6%
02/2010	2,200	100.0%	31,602	20.5%	21,068	20.5%
03/2010	1,000	-54.5%	18,087	-42.8%	12,058	-42.8%
04/2010	2,500	150.0%	37,989	110.0%	25,326	110.0%
05/2010	1,600	-36.0%	20,171	-46.9%	13,448	-46.9%
06/2010	2,200	37.5%	29,585	46.7%	19,723	46.7%
07/2010	1,000	-54.5%	14,792	-50.0%	9,862	-50.0%
08/2010	2,300	130.0%	20,844	40.9%	13,896	40.9%
09/2010	700	-69.6%	23,533	12.9%	15,689	12.9%
10/2010	1,500	114.3%	13,448	-42.9%	8,965	-42.9%
11/2010	1,200	-20.0%	19,499	45.0%	12,999	45.0%
12/2010	1,600	33.3%	19,499	0.0%	12,999	0.0%
01/2011	1,000	-37.5%	13,448	-31.0%	8,965	-31.0%
02/2011	1,100	10.0%	17,482	30.0%	11,655	30.0%
03/2011	1,600	45.5%	20,171	15.4%	13,448	15.4%
04/2011	1,900	18.8%	24,878	23.3%	16,585	23.3%
05/2011	1,200	-36.8%	22,188	-10.8%	14,792	-10.8%
06/2011	1,400	16.7%	19,163	-13.6%	12,775	-13.6%
07/2011	1,300	-7.1%	21,516	12.3%	14,344	12.3%
08/2011	2,400	84.6%	38,998	81.3%	25,999	81.3%
09/2011	1,600	-33.3%	27,567	-29.3%	18,378	-29.3%
10/2011	2,100	31.3%	21,516	-22.0%	14,344	-22.0%
11/2011	1,300	-38.1%	19,499	-9.4%	12,999	-9.4%
12/2011	1,600	23.1%	22,861	17.2%	15,241	17.2%

Data source: ARCOS (2006-2014) and Defendant Distribution Data (Walgreens 1/2006 - 3/2014)

Walgreen Co Oxycodone Shipments to Walgreens # 01283

	Dosage Units		MME		Drug Base Weight in mg	
Date	Walgreens	% Change	Walgreens	% Change	Walgreens	% Change
01/2012	1,500	-6.3%	34,291	50.0%	22,861	50.0%
02/2012	1,700	13.3%	36,981	7.8%	24,654	7.8%
03/2012	2,200	29.4%	49,083	32.7%	32,722	32.7%
04/2012	2,600	18.2%	55,807	13.7%	37,205	13.7%
05/2012	1,300	-50.0%	23,533	-57.8%	15,689	-57.8%
06/2012	1,000	-23.1%	22,861	-2.9%	15,241	-2.9%
07/2012	2,600	160.0%	32,274	41.2%	21,516	41.2%
08/2012	1,900	-26.9%	41,687	29.2%	27,792	29.2%
09/2012	2,200	15.8%	55,135	32.3%	36,757	32.3%
10/2012	2,500	13.6%	41,687	-24.4%	27,792	-24.4%
11/2012	2,100	-16.0%	45,722	9.7%	30,481	9.7%
12/2012	3,600	71.4%	69,255	51.5%	46,170	51.5%
01/2013	1,300	-63.9%	28,240	-59.2%	18,827	-59.2%
02/2013	1,500	15.4%	24,878	-11.9%	16,585	-11.9%
03/2013	1,700	13.3%	36,981	48.6%	24,654	48.6%
04/2013	2,300	35.3%	46,394	25.5%	30,929	25.5%
05/2013	300	-87.0%	10,758	-76.8%	7,172	-76.8%
06/2013	0	-100.0%	0	-100.0%	0	-100.0%
07/2013	0	n/a	0	n/a	0	n/a
08/2013	0	n/a	0	n/a	0	n/a
09/2013	0	n/a	0	n/a	0	n/a
10/2013	0	n/a	0	n/a	0	n/a
11/2013	0	n/a	0	n/a	0	n/a
12/2013	0	n/a	0	n/a	0	n/a

Data source: ARCOS (2006-2014) and Defendant Distribution Data (Walgreens 1/2006 - 3/2014)

Walgreens # 01283 (1/1996 to 12/2017)
DEA: AW2653310
500 Geary St
San Francisco, CA 94102

Walgreen Co Oxycodone Shipments to Walgreens # 01283

	Dosage Units		MME		Drug Base Weight in mg	
Date	Walgreens	% Change	Walgreens	% Change	Walgreens	% Change
1996	0		0		0	
1997	0	n/a	0	n/a	0	n/a
1998	0	n/a	0	n/a	0	n/a
1999	0	n/a	0	n/a	0	n/a
2000	0	n/a	0	n/a	0	n/a
2001	0	n/a	0	n/a	0	n/a
2002	0	n/a	0	n/a	0	n/a
2003	0	n/a	0	n/a	0	n/a
2004	0	n/a	0	n/a	0	n/a
2005	0	n/a	0	n/a	0	n/a
2006	47,400	n/a	1,566,292	n/a	1,044,195	n/a
2007	48,400	2.1%	1,607,610	2.6%	1,071,740	2.6%
2008	38,400	-20.7%	1,362,419	-15.3%	908,279	-15.3%
2009	22,500	-41.4%	853,983	-37.3%	569,322	-37.3%
2010	18,900	-16.0%	275,270	-67.8%	183,514	-67.8%
2011	18,500	-2.1%	269,286	-2.2%	179,524	-2.2%
2012	25,200	36.2%	508,316	88.8%	338,877	88.8%
2013	7,100	-71.8%	147,250	-71.0%	98,167	-71.0%
2014	0	-100.0%	0	-100.0%	0	-100.0%
2015	0	n/a	0	n/a	0	n/a
2016	0	n/a	0	n/a	0	n/a
2017	0	n/a	0	n/a	0	n/a
2018	0	n/a	0	n/a	0	n/a
2019	0	n/a	0	n/a	0	n/a
Total	**226,400**		**6,590,427**		**4,393,618**	

Data source: ARCOS (2006-2014) and Defendant Distribution Data (Walgreens 1/2006 - 3/2014)

Walgreens # 01283 (1/1996 to 12/2017)
DEA: AW2653310
500 Geary St
San Francisco, CA 94102

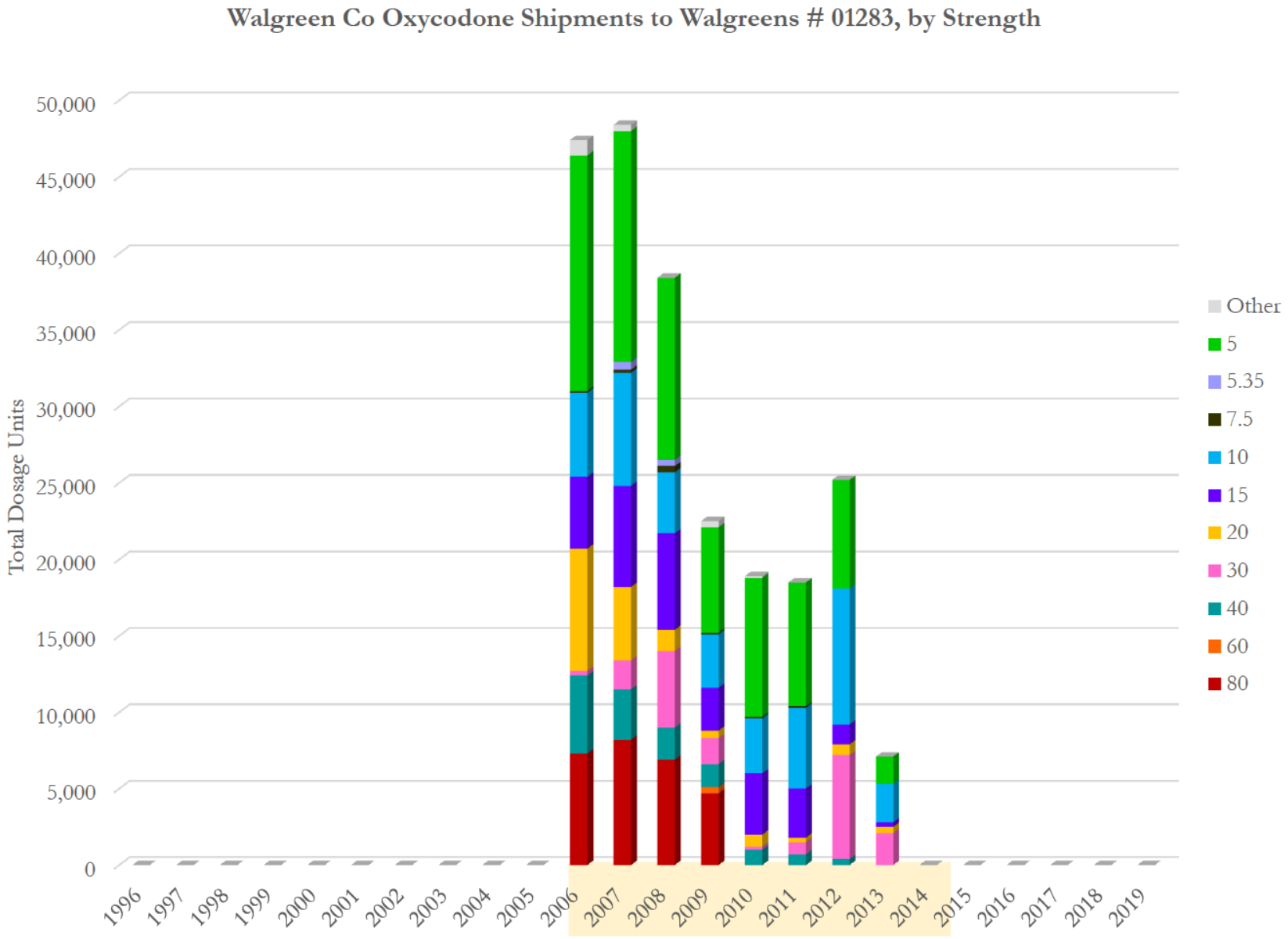

Data source: ARCOS (2006-2014) and Defendant Distribution Data (Walgreens 1/2006 - 3/2014)

Walgreens # 01283 (1/1996 to 12/2017)
DEA: AW2653310
500 Geary St
San Francisco, CA 94102

Walgreen Co Oxycodone Shipments to Walgreens # 01283, by Strength

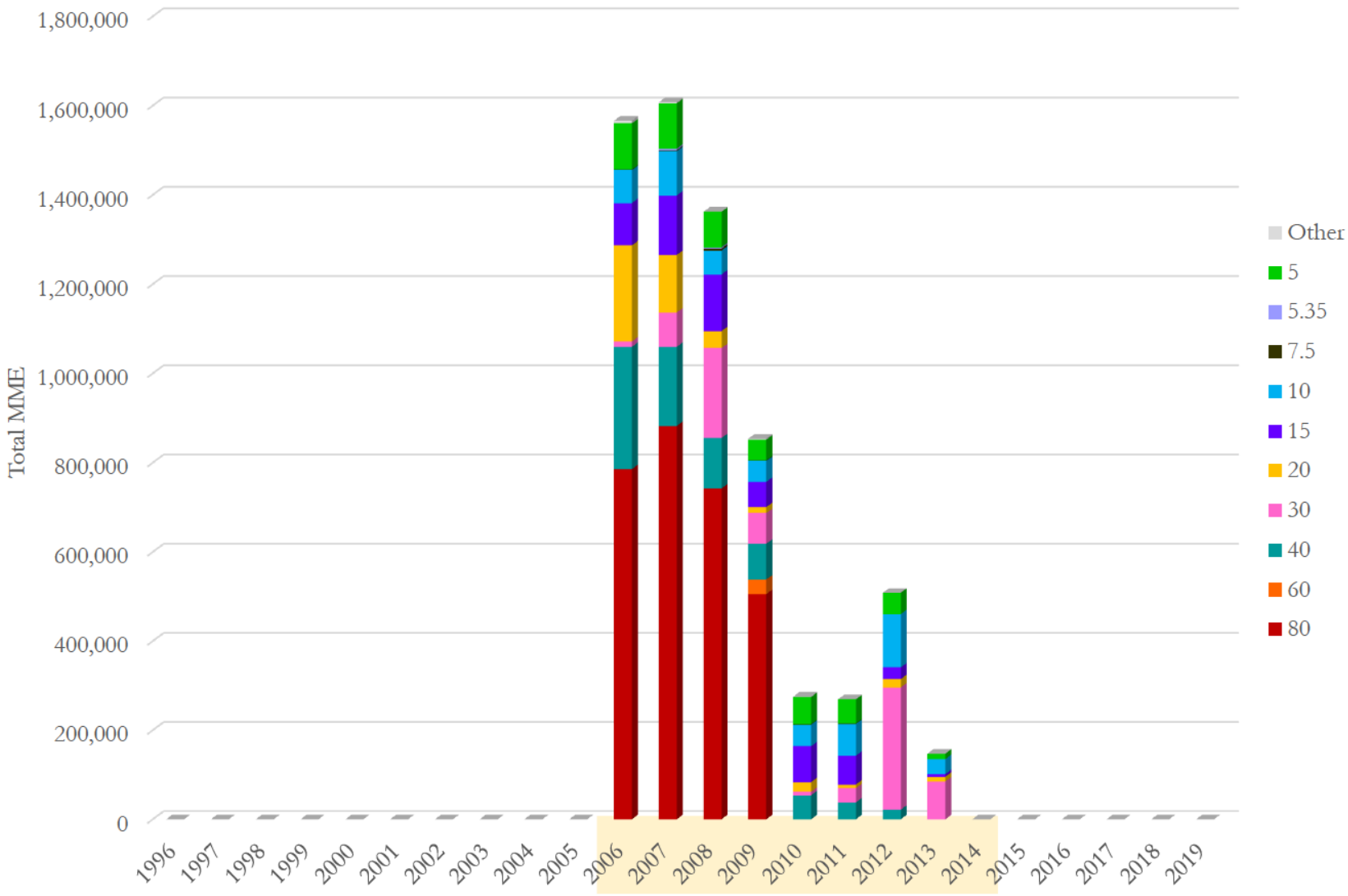

Data source: ARCOS (2006-2014) and Defendant Distribution Data (Walgreens 1/2006 - 3/2014)

Walgreens # 01283 (1/1996 to 12/2017)
DEA: AW2653310
500 Geary St
San Francisco, CA 94102

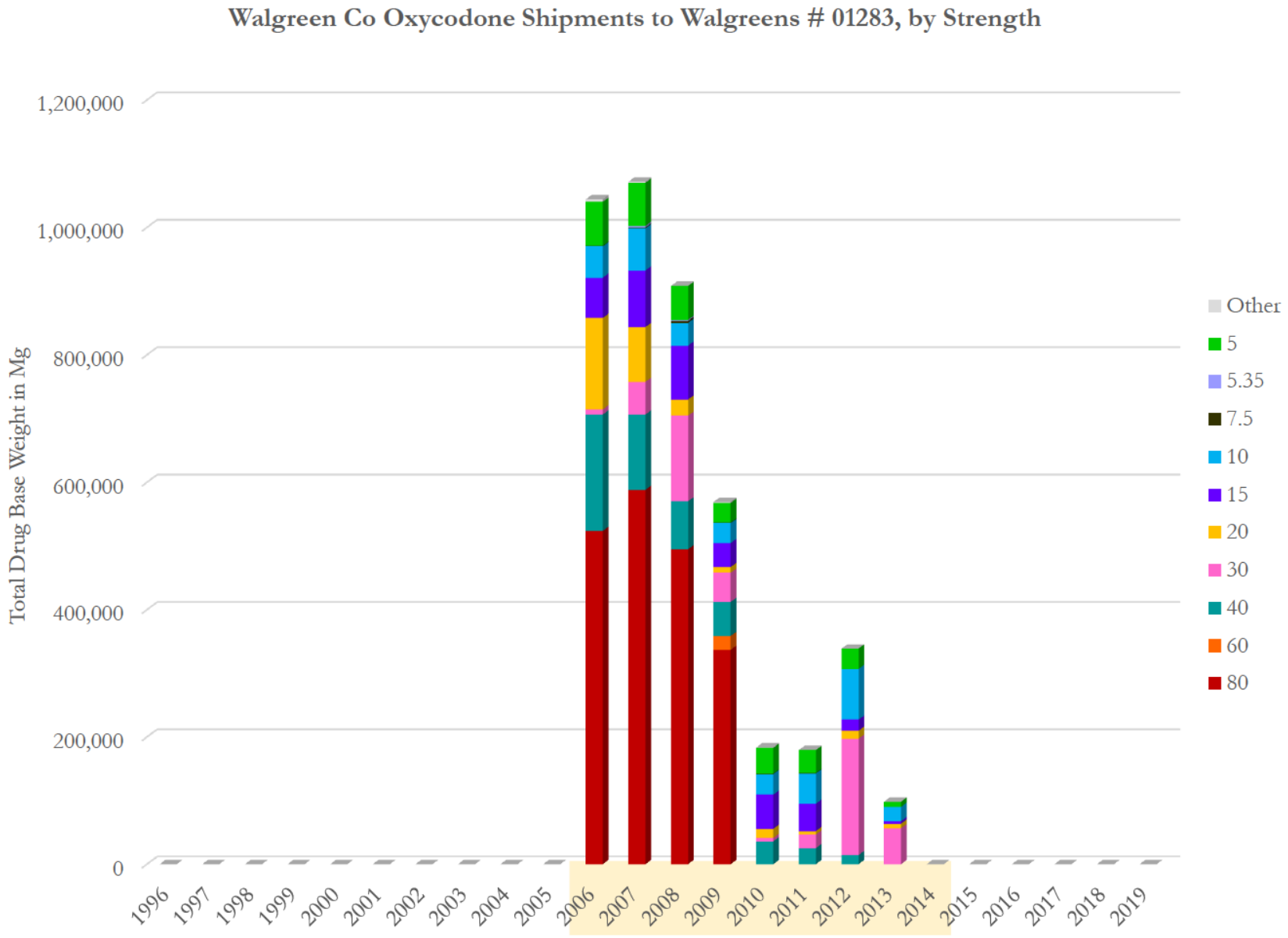

Data source: ARCOS (2006-2014) and Defendant Distribution Data (Walgreens 1/2006 - 3/2014)

Walgreens # 01283 (1/1996 to 12/2017)
DEA: AW2653310
500 Geary St
San Francisco, CA 94102

Walgreen Co Oxycodone Shipments to Walgreens # 01283, by Strength
(Total Dosage Units)

Strength Year\	80	60	40	30	20	15	10	7.5	5.35	5	Other	Total	Avg. Str
1996	0	0	0	0	0	0	0	0	0	0	0	**0**	
1997	0	0	0	0	0	0	0	0	0	0	0	**0**	
1998	0	0	0	0	0	0	0	0	0	0	0	**0**	
1999	0	0	0	0	0	0	0	0	0	0	0	**0**	
2000	0	0	0	0	0	0	0	0	0	0	0	**0**	
2001	0	0	0	0	0	0	0	0	0	0	0	**0**	
2002	0	0	0	0	0	0	0	0	0	0	0	**0**	
2003	0	0	0	0	0	0	0	0	0	0	0	**0**	
2004	0	0	0	0	0	0	0	0	0	0	0	**0**	
2005	0	0	0	0	0	0	0	0	0	0	0	**0**	
2006	7,300	0	5,100	300	8,000	4,700	5,500	100	0	15,400	1,000	**47,400**	25.01
2007	8,200	0	3,300	1,900	4,800	6,600	7,400	200	500	15,100	400	**48,400**	24.87
2008	6,900	0	2,100	5,000	1,400	6,300	4,000	400	400	11,900	0	**38,400**	26.38
2009	4,700	400	1,500	1,700	500	2,800	3,500	100	0	6,900	400	**22,500**	28.65
2010	0	0	1,000	200	800	4,000	3,600	100	0	9,100	100	**18,900**	10.86
2011	0	0	700	800	300	3,200	5,300	100	0	8,100	0	**18,500**	10.82
2012	0	0	400	6,800	700	1,300	8,900	0	0	7,100	0	**25,200**	15.00
2013	0	0	0	2,100	400	300	2,500	0	0	1,800	0	**7,100**	15.42
2014	0	0	0	0	0	0	0	0	0	0	0	**0**	
2015	0	0	0	0	0	0	0	0	0	0	0	**0**	
2016	0	0	0	0	0	0	0	0	0	0	0	**0**	
2017	0	0	0	0	0	0	0	0	0	0	0	**0**	
2018	0	0	0	0	0	0	0	0	0	0	0	**0**	
2019	0	0	0	0	0	0	0	0	0	0	0	**0**	
Total	**27,100**	**400**	**14,100**	**18,800**	**16,900**	**29,200**	**40,700**	**1,000**	**900**	**75,400**	**1,900**	**226,400**	21.79

Data source: ARCOS (2006-2014) and Defendant Distribution Data (Walgreens 1/2006 - 3/2014)

Walgreens # 01283 (1/1996 to 12/2017)
DEA: AW2653310
500 Geary St
San Francisco, CA 94102

Walgreen Co Oxycodone Shipments to Walgreens # 01283, by Strength
(Total MME)

Strength Year\	80	60	40	30	20	15	10	7.5	5.35	5	Other	Total	Avg. Str
1996	0	0	0	0	0	0	0	0	0	0	0	**0**	
1997	0	0	0	0	0	0	0	0	0	0	0	**0**	
1998	0	0	0	0	0	0	0	0	0	0	0	**0**	
1999	0	0	0	0	0	0	0	0	0	0	0	**0**	
2000	0	0	0	0	0	0	0	0	0	0	0	**0**	
2001	0	0	0	0	0	0	0	0	0	0	0	**0**	
2002	0	0	0	0	0	0	0	0	0	0	0	**0**	
2003	0	0	0	0	0	0	0	0	0	0	0	**0**	
2004	0	0	0	0	0	0	0	0	0	0	0	**0**	
2005	0	0	0	0	0	0	0	0	0	0	0	**0**	
2006	785,334	0	274,329	12,103	215,160	94,805	73,961	1,009	0	103,541	6,051	**1,566,292**	25.01
2007	882,156	0	177,507	76,651	129,096	133,130	99,512	2,017	3,597	101,524	2,421	**1,607,610**	24.87
2008	742,302	0	112,959	201,713	37,653	127,079	53,790	4,034	2,877	80,012	0	**1,362,419**	26.38
2009	505,626	32,274	80,685	68,582	13,448	56,480	47,066	1,009	0	46,394	2,421	**853,983**	28.65
2010	0	0	53,790	8,069	21,516	80,685	48,411	1,009	0	61,186	605	**275,270**	10.86
2011	0	0	37,653	32,274	8,069	64,548	71,272	1,009	0	54,462	0	**269,286**	10.82
2012	0	0	21,516	274,329	18,827	26,223	119,683	0	0	47,739	0	**508,316**	15.00
2013	0	0	0	84,719	10,758	6,051	33,619	0	0	12,103	0	**147,250**	15.42
2014	0	0	0	0	0	0	0	0	0	0	0	**0**	
2015	0	0	0	0	0	0	0	0	0	0	0	**0**	
2016	0	0	0	0	0	0	0	0	0	0	0	**0**	
2017	0	0	0	0	0	0	0	0	0	0	0	**0**	
2018	0	0	0	0	0	0	0	0	0	0	0	**0**	
2019	0	0	0	0	0	0	0	0	0	0	0	**0**	
Total	**2,915,418**	**32,274**	**758,439**	**758,439**	**454,526**	**589,001**	**547,313**	**10,086**	**6,474**	**506,960**	**11,498**	**6,590,427**	21.79

Data source: ARCOS (2006-2014) and Defendant Distribution Data (Walgreens 1/2006 - 3/2014)

Walgreens # 01283 (1/1996 to 12/2017)
DEA: AW2653310
500 Geary St
San Francisco, CA 94102

Walgreen Co Oxycodone Shipments to Walgreens # 01283, by Strength
(Total Drug Base Weight in Milligram)

Strength Year\	80	60	40	30	20	15	10	7.5	5.35	5	Other	Total	Avg. Str
1996	0	0	0	0	0	0	0	0	0	0	0	**0**	
1997	0	0	0	0	0	0	0	0	0	0	0	**0**	
1998	0	0	0	0	0	0	0	0	0	0	0	**0**	
1999	0	0	0	0	0	0	0	0	0	0	0	**0**	
2000	0	0	0	0	0	0	0	0	0	0	0	**0**	
2001	0	0	0	0	0	0	0	0	0	0	0	**0**	
2002	0	0	0	0	0	0	0	0	0	0	0	**0**	
2003	0	0	0	0	0	0	0	0	0	0	0	**0**	
2004	0	0	0	0	0	0	0	0	0	0	0	**0**	
2005	0	0	0	0	0	0	0	0	0	0	0	**0**	
2006	523,556	0	182,886	8,069	143,440	63,203	49,308	672	0	69,027	4,034	**1,044,195**	25.01
2007	588,104	0	118,338	51,101	86,064	88,754	66,341	1,345	2,398	67,683	1,614	**1,071,740**	24.87
2008	494,868	0	75,306	134,475	25,102	84,719	35,860	2,690	1,918	53,341	0	**908,279**	26.38
2009	337,084	21,516	53,790	45,722	8,965	37,653	31,378	672	0	30,929	1,614	**569,322**	28.65
2010	0	0	35,860	5,379	14,344	53,790	32,274	672	0	40,791	403	**183,514**	10.86
2011	0	0	25,102	21,516	5,379	43,032	47,515	672	0	36,308	0	**179,524**	10.82
2012	0	0	14,344	182,886	12,551	17,482	79,789	0	0	31,826	0	**338,877**	15.00
2013	0	0	0	56,480	7,172	4,034	22,413	0	0	8,069	0	**98,167**	15.42
2014	0	0	0	0	0	0	0	0	0	0	0	**0**	
2015	0	0	0	0	0	0	0	0	0	0	0	**0**	
2016	0	0	0	0	0	0	0	0	0	0	0	**0**	
2017	0	0	0	0	0	0	0	0	0	0	0	**0**	
2018	0	0	0	0	0	0	0	0	0	0	0	**0**	
2019	0	0	0	0	0	0	0	0	0	0	0	**0**	
Total	**1,943,612**	**21,516**	**505,626**	**505,626**	**303,017**	**392,667**	**364,876**	**6,724**	**4,316**	**337,974**	**7,665**	**4,393,618**	21.79

Data source: ARCOS (2006-2014) and Defendant Distribution Data (Walgreens 1/2006 - 3/2014)

Walgreens # 01283 (1/1996 to 12/2017)
DEA: AW2653310
500 Geary St
San Francisco, CA 94102

Walgreen Co Hydrocodone Shipments to Walgreens # 01283

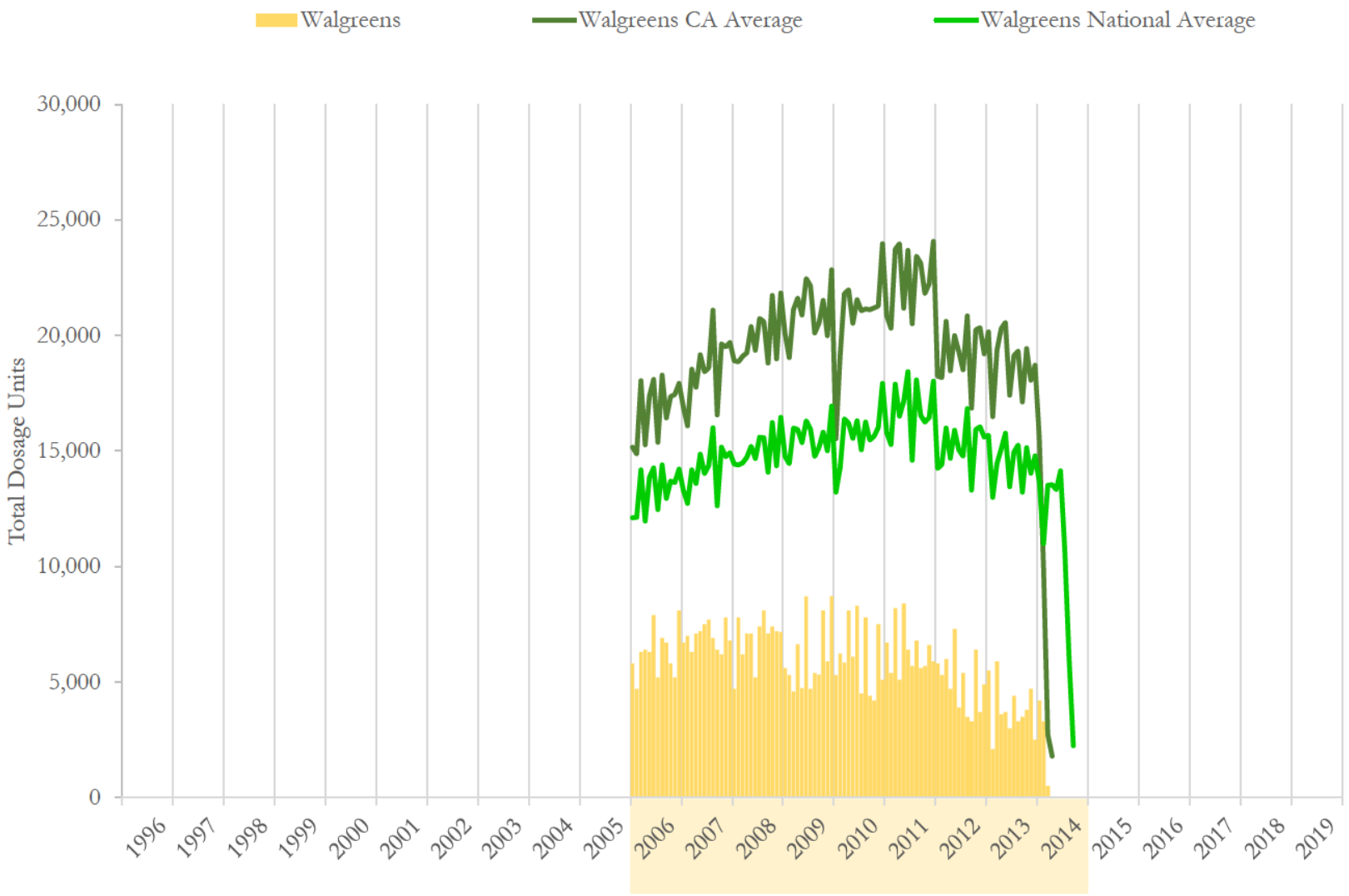

National and state averages reflect hydrocodone shipped from Walgreen Co to all active pharmacies each month.
Data source: ARCOS (2006-2014) and Defendant Distribution Data (Walgreens 1/2006 - 3/2014)

Walgreens # 01283 (1/1996 to 12/2017)
DEA: AW2653310
500 Geary St
San Francisco, CA 94102

Walgreen Co Hydrocodone Shipments to Walgreens # 01283

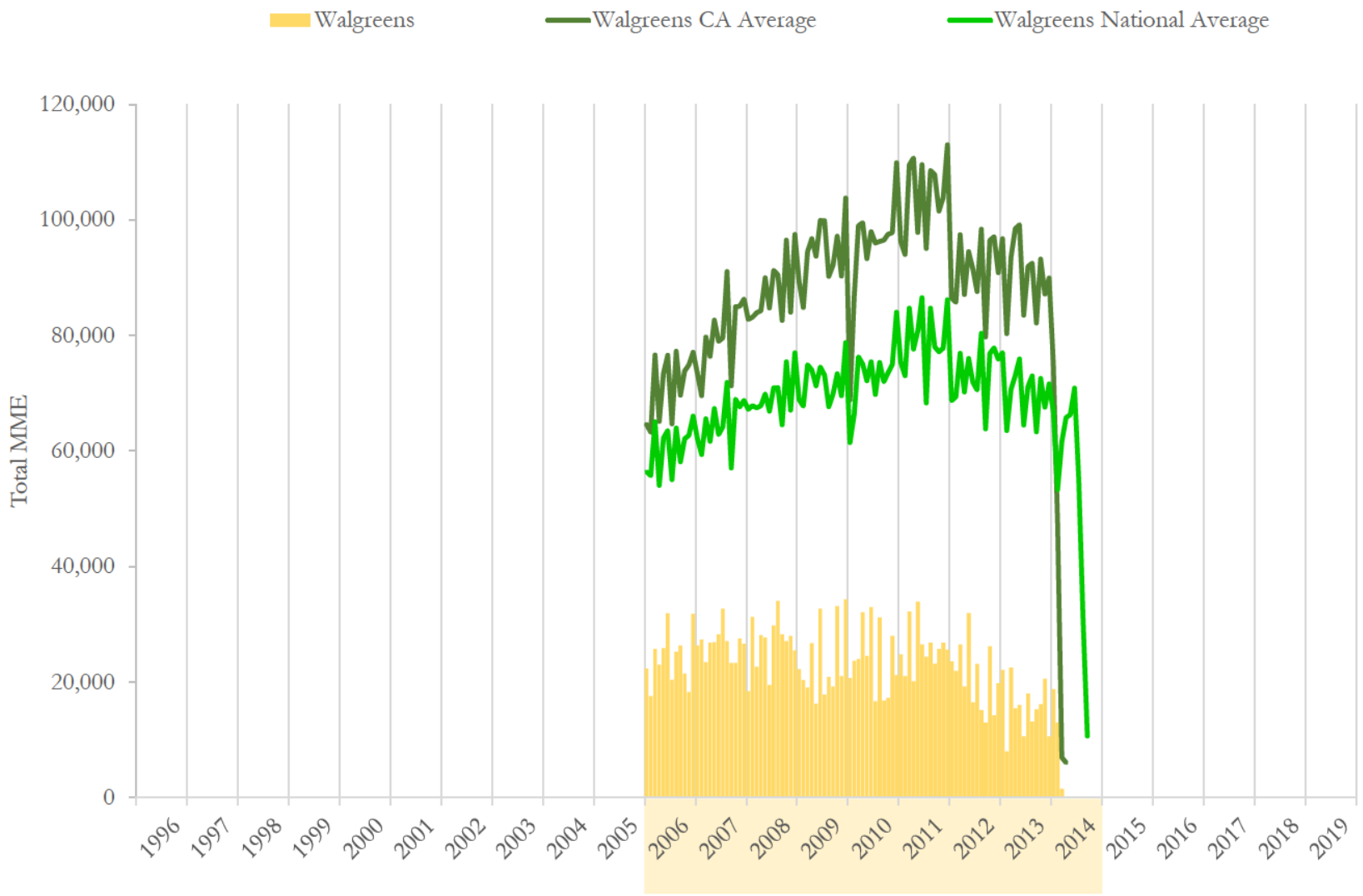

National and state averages reflect hydrocodone shipped from Walgreen Co to all active pharmacies each month.
Data source: ARCOS (2006-2014) and Defendant Distribution Data (Walgreens 1/2006 - 3/2014)

Walgreens # 01283 (1/1996 to 12/2017)
DEA: AW2653310
500 Geary St
San Francisco, CA 94102

Walgreen Co Hydrocodone Shipments to Walgreens # 01283

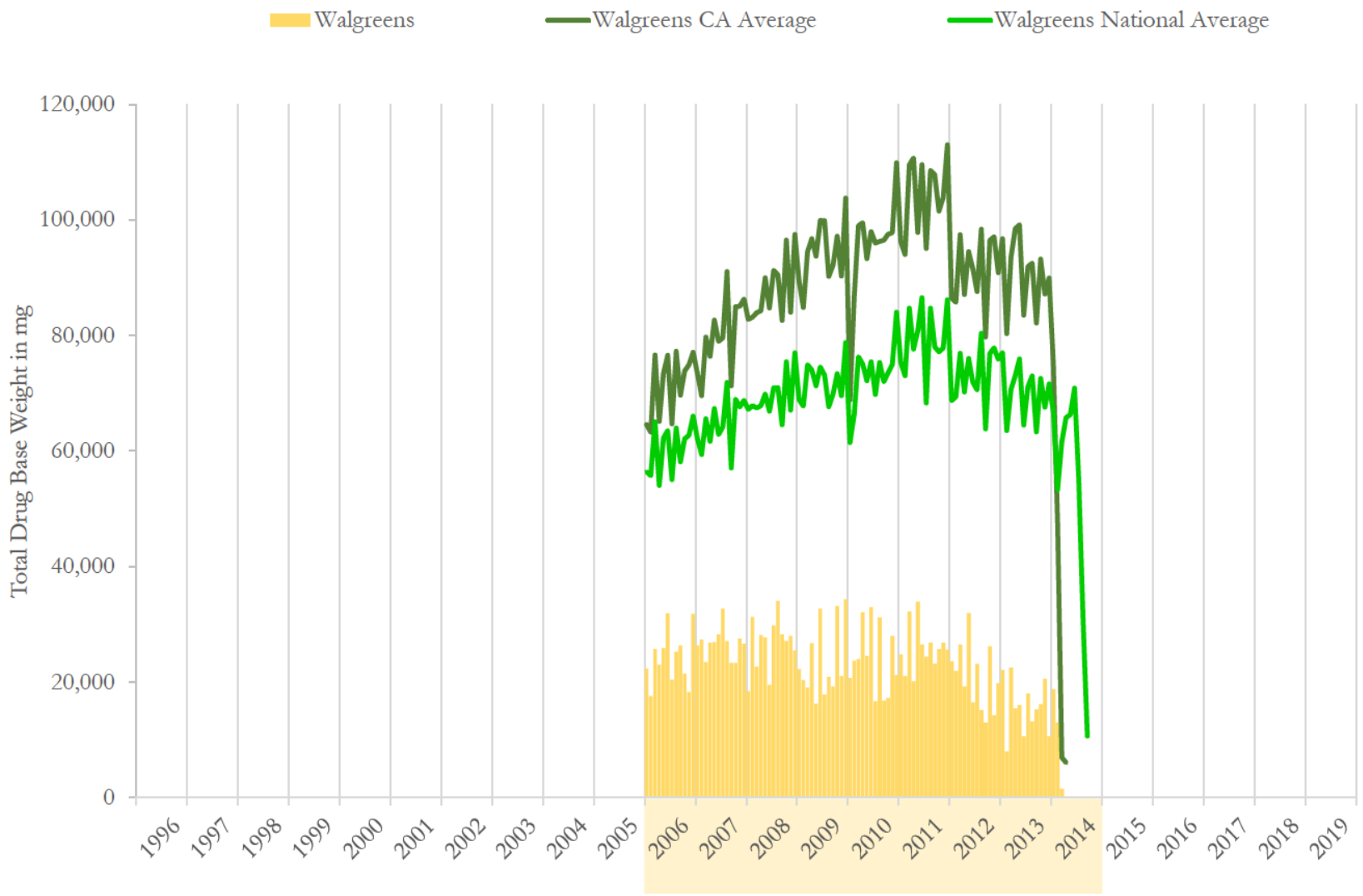

National and state averages reflect hydrocodone shipped from Walgreen Co to all active pharmacies each month.
Data source: ARCOS (2006-2014) and Defendant Distribution Data (Walgreens 1/2006 - 3/2014)

Walgreens # 01283 (1/1996 to 12/2017)
DEA: AW2653310
500 Geary St
San Francisco, CA 94102

Walgreen Co Hydrocodone Shipments to Walgreens # 01283

	Dosage Units		MME		Drug Base Weight in mg	
Date	Walgreens	% Change	Walgreens	% Change	Walgreens	% Change
01/2006	5,800	n/a	22,318	n/a	22,318	n/a
02/2006	4,700	-19.0%	17,548	-21.4%	17,548	-21.4%
03/2006	6,300	34.0%	25,705	46.5%	25,705	46.5%
04/2006	6,400	1.6%	22,997	-10.5%	22,997	-10.5%
05/2006	6,300	-1.6%	25,881	12.5%	25,881	12.5%
06/2006	7,900	25.4%	31,894	23.2%	31,894	23.2%
07/2006	5,200	-34.2%	20,432	-35.9%	20,432	-35.9%
08/2006	6,900	32.7%	25,259	23.6%	25,259	23.6%
09/2006	6,700	-2.9%	26,311	4.2%	26,311	4.2%
10/2006	5,800	-13.4%	21,492	-18.3%	21,492	-18.3%
11/2006	5,200	-10.3%	18,313	-14.8%	18,313	-14.8%
12/2006	8,100	55.8%	31,784	73.6%	31,784	73.6%
01/2007	6,700	-17.3%	26,335	-17.1%	26,335	-17.1%
02/2007	7,000	4.5%	27,362	3.9%	27,362	3.9%
03/2007	6,300	-10.0%	23,427	-14.4%	23,427	-14.4%
04/2007	7,100	12.7%	26,789	14.4%	26,789	14.4%
05/2007	7,200	1.4%	26,924	0.5%	26,924	0.5%
06/2007	7,500	4.2%	28,286	5.1%	28,286	5.1%
07/2007	7,700	2.7%	32,692	15.6%	32,692	15.6%
08/2007	6,900	-10.4%	27,092	-17.1%	27,092	-17.1%
09/2007	6,400	-7.2%	23,308	-14.0%	23,308	-14.0%
10/2007	6,200	-3.1%	23,308	0.0%	23,308	0.0%
11/2007	7,800	25.8%	27,546	18.2%	27,546	18.2%
12/2007	6,800	-12.8%	26,638	-3.3%	26,638	-3.3%

Data source: ARCOS (2006-2014) and Defendant Distribution Data (Walgreens 1/2006 - 3/2014)

Walgreen Co Hydrocodone Shipments to Walgreens # 01283

	Dosage Units		MME		Drug Base Weight in mg	
Date	Walgreens	% Change	Walgreens	% Change	Walgreens	% Change
01/2008	4,700	-30.9%	18,448	-30.7%	18,448	-30.7%
02/2008	7,800	66.0%	31,289	69.6%	31,289	69.6%
03/2008	6,200	-20.5%	22,662	-27.6%	22,662	-27.6%
04/2008	7,100	14.5%	28,119	24.1%	28,119	24.1%
05/2008	7,100	0.0%	27,697	-1.5%	27,697	-1.5%
06/2008	5,200	-26.8%	19,524	-29.5%	19,524	-29.5%
07/2008	7,400	42.3%	29,775	52.5%	29,775	52.5%
08/2008	8,100	9.5%	34,038	14.3%	34,038	14.3%
09/2008	7,100	-12.3%	28,270	-16.9%	28,270	-16.9%
10/2008	7,400	4.2%	27,092	-4.2%	27,092	-4.2%
11/2008	7,200	-2.7%	28,000	3.4%	28,000	3.4%
12/2008	7,160	-0.6%	25,463	-9.1%	25,463	-9.1%
01/2009	5,600	-21.8%	22,216	-12.8%	22,216	-12.8%
02/2009	5,300	-5.4%	20,334	-8.5%	20,334	-8.5%
03/2009	4,600	-13.2%	19,046	-6.3%	19,046	-6.3%
04/2009	6,640	44.3%	26,712	40.3%	26,712	40.3%
05/2009	4,740	-28.6%	16,285	-39.0%	16,285	-39.0%
06/2009	8,700	83.5%	32,692	100.7%	32,692	100.7%
07/2009	4,700	-46.0%	17,843	-45.4%	17,843	-45.4%
08/2009	5,400	14.9%	20,886	17.1%	20,886	17.1%
09/2009	5,320	-1.5%	19,191	-8.1%	19,191	-8.1%
10/2009	8,100	52.3%	33,129	72.6%	33,129	72.6%
11/2009	5,900	-27.2%	21,038	-36.5%	21,038	-36.5%
12/2009	8,720	47.8%	34,310	63.1%	34,310	63.1%

Data source: ARCOS (2006-2014) and Defendant Distribution Data (Walgreens 1/2006 - 3/2014)

Walgreen Co Hydrocodone Shipments to Walgreens # 01283

	Dosage Units		MME		Drug Base Weight in mg	
Date	Walgreens	% Change	Walgreens	% Change	Walgreens	% Change
01/2010	5,300	-39.2%	20,735	-39.6%	20,735	-39.6%
02/2010	6,240	17.7%	23,701	14.3%	23,701	14.3%
03/2010	5,840	-6.4%	24,004	1.3%	24,004	1.3%
04/2010	8,100	38.7%	32,054	33.5%	32,054	33.5%
05/2010	6,100	-24.7%	24,494	-23.6%	24,494	-23.6%
06/2010	8,300	36.1%	32,978	34.6%	32,978	34.6%
07/2010	4,500	-45.8%	16,649	-49.5%	16,649	-49.5%
08/2010	7,800	73.3%	31,178	87.3%	31,178	87.3%
09/2010	4,400	-43.6%	16,800	-46.1%	16,800	-46.1%
10/2010	4,200	-4.5%	17,254	2.7%	17,254	2.7%
11/2010	7,500	78.6%	28,000	62.3%	28,000	62.3%
12/2010	5,100	-32.0%	21,173	-24.4%	21,173	-24.4%
01/2011	6,700	31.4%	24,821	17.2%	24,821	17.2%
02/2011	5,400	-19.4%	21,038	-15.2%	21,038	-15.2%
03/2011	8,200	51.9%	32,205	53.1%	32,205	53.1%
04/2011	5,100	-37.8%	20,121	-37.5%	20,121	-37.5%
05/2011	8,400	64.7%	33,902	68.5%	33,902	68.5%
06/2011	6,400	-23.8%	26,486	-21.9%	26,486	-21.9%
07/2011	5,700	-10.9%	24,367	-8.0%	24,367	-8.0%
08/2011	6,800	19.3%	26,789	9.9%	26,789	9.9%
09/2011	5,600	-17.6%	23,157	-13.6%	23,157	-13.6%
10/2011	5,700	1.8%	25,730	11.1%	25,730	11.1%
11/2011	6,600	15.8%	26,789	4.1%	26,789	4.1%
12/2011	5,900	-10.6%	25,578	-4.5%	25,578	-4.5%

Data source: ARCOS (2006-2014) and Defendant Distribution Data (Walgreens 1/2006 - 3/2014)

Walgreens # 01283 (1/1996 to 12/2017)
DEA: AW2653310
500 Geary St
San Francisco, CA 94102

Walgreen Co Hydrocodone Shipments to Walgreens # 01283

	Dosage Units		MME		Drug Base Weight in mg	
Date	Walgreens	% Change	Walgreens	% Change	Walgreens	% Change
01/2012	5,800	-1.7%	23,611	-7.7%	23,611	-7.7%
02/2012	5,300	-8.6%	21,913	-7.2%	21,913	-7.2%
03/2012	6,000	13.2%	26,486	20.9%	26,486	20.9%
04/2012	4,700	-21.7%	19,213	-27.5%	19,213	-27.5%
05/2012	7,300	55.3%	31,935	66.2%	31,935	66.2%
06/2012	3,900	-46.6%	16,497	-48.3%	16,497	-48.3%
07/2012	5,400	38.5%	23,124	40.2%	23,124	40.2%
08/2012	3,500	-35.2%	15,135	-34.5%	15,135	-34.5%
09/2012	3,300	-5.7%	13,016	-14.0%	13,016	-14.0%
10/2012	6,400	93.9%	26,184	101.2%	26,184	101.2%
11/2012	3,700	-42.2%	14,227	-45.7%	14,227	-45.7%
12/2012	4,900	32.4%	19,827	39.4%	19,827	39.4%
01/2013	5,500	12.2%	22,097	11.5%	22,097	11.5%
02/2013	2,100	-61.8%	8,013	-63.7%	8,013	-63.7%
03/2013	5,900	181.0%	22,543	181.3%	22,543	181.3%
04/2013	3,600	-39.0%	15,438	-31.5%	15,438	-31.5%
05/2013	3,700	2.8%	16,043	3.9%	16,043	3.9%
06/2013	3,000	-18.9%	10,595	-34.0%	10,595	-34.0%
07/2013	4,400	46.7%	18,011	70.0%	18,011	70.0%
08/2013	3,300	-25.0%	13,167	-26.9%	13,167	-26.9%
09/2013	3,500	6.1%	15,286	16.1%	15,286	16.1%
10/2013	3,800	8.6%	16,194	5.9%	16,194	5.9%
11/2013	4,700	23.7%	20,584	27.1%	20,584	27.1%
12/2013	2,500	-46.8%	10,595	-48.5%	10,595	-48.5%

Data source: ARCOS (2006-2014) and Defendant Distribution Data (Walgreens 1/2006 - 3/2014)

Walgreen Co Hydrocodone Shipments to Walgreens # 01283

	Dosage Units		MME		Drug Base Weight in mg	
Date	Walgreens	% Change	Walgreens	% Change	Walgreens	% Change
01/2014	4,200	68.0%	18,767	77.1%	18,767	77.1%
02/2014	3,300	-21.4%	13,016	-30.6%	13,016	-30.6%
03/2014	500	-84.8%	1,514	-88.4%	1,514	-88.4%
04/2014	0	-100.0%	0	-100.0%	0	-100.0%
05/2014	0	n/a	0	n/a	0	n/a
06/2014	0	n/a	0	n/a	0	n/a
07/2014	0	n/a	0	n/a	0	n/a
08/2014	0	n/a	0	n/a	0	n/a
09/2014	0	n/a	0	n/a	0	n/a
10/2014	0	n/a	0	n/a	0	n/a
11/2014	0	n/a	0	n/a	0	n/a
12/2014	0	n/a	0	n/a	0	n/a
01/2015	0	n/a	0	n/a	0	n/a
02/2015	0	n/a	0	n/a	0	n/a
03/2015	0	n/a	0	n/a	0	n/a
04/2015	0	n/a	0	n/a	0	n/a
05/2015	0	n/a	0	n/a	0	n/a
06/2015	0	n/a	0	n/a	0	n/a
07/2015	0	n/a	0	n/a	0	n/a
08/2015	0	n/a	0	n/a	0	n/a
09/2015	0	n/a	0	n/a	0	n/a
10/2015	0	n/a	0	n/a	0	n/a
11/2015	0	n/a	0	n/a	0	n/a
12/2015	0	n/a	0	n/a	0	n/a

Data source: ARCOS (2006-2014) and Defendant Distribution Data (Walgreens 1/2006 - 3/2014)

Walgreens # 01283 (1/1996 to 12/2017)
DEA: AW2653310
500 Geary St
San Francisco, CA 94102

Walgreen Co Hydrocodone Shipments to Walgreens # 01283

	Dosage Units		MME		Drug Base Weight in mg	
Date	Walgreens	% Change	Walgreens	% Change	Walgreens	% Change
1996	0		0		0	
1997	0	n/a	0	n/a	0	n/a
1998	0	n/a	0	n/a	0	n/a
1999	0	n/a	0	n/a	0	n/a
2000	0	n/a	0	n/a	0	n/a
2001	0	n/a	0	n/a	0	n/a
2002	0	n/a	0	n/a	0	n/a
2003	0	n/a	0	n/a	0	n/a
2004	0	n/a	0	n/a	0	n/a
2005	0	n/a	0	n/a	0	n/a
2006	75,300	n/a	289,934	n/a	289,934	n/a
2007	83,600	11.0%	319,705	10.3%	319,705	10.3%
2008	82,460	-1.4%	320,376	0.2%	320,376	0.2%
2009	73,720	-10.6%	283,683	-11.5%	283,683	-11.5%
2010	73,380	-0.5%	289,019	1.9%	289,019	1.9%
2011	76,500	4.3%	310,984	7.6%	310,984	7.6%
2012	60,200	-21.3%	251,168	-19.2%	251,168	-19.2%
2013	46,000	-23.6%	188,566	-24.9%	188,566	-24.9%
2014	8,000	-82.6%	33,297	-82.3%	33,297	-82.3%
2015	0	-100.0%	0	-100.0%	0	-100.0%
2016	0	n/a	0	n/a	0	n/a
2017	0	n/a	0	n/a	0	n/a
2018	0	n/a	0	n/a	0	n/a
2019	0	n/a	0	n/a	0	n/a
Total	**579,160**		**2,286,732**		**2,286,732**	

Data source: ARCOS (2006-2014) and Defendant Distribution Data (Walgreens 1/2006 - 3/2014)

Walgreens # 01283 (1/1996 to 12/2017)
DEA: AW2653310
500 Geary St
San Francisco, CA 94102

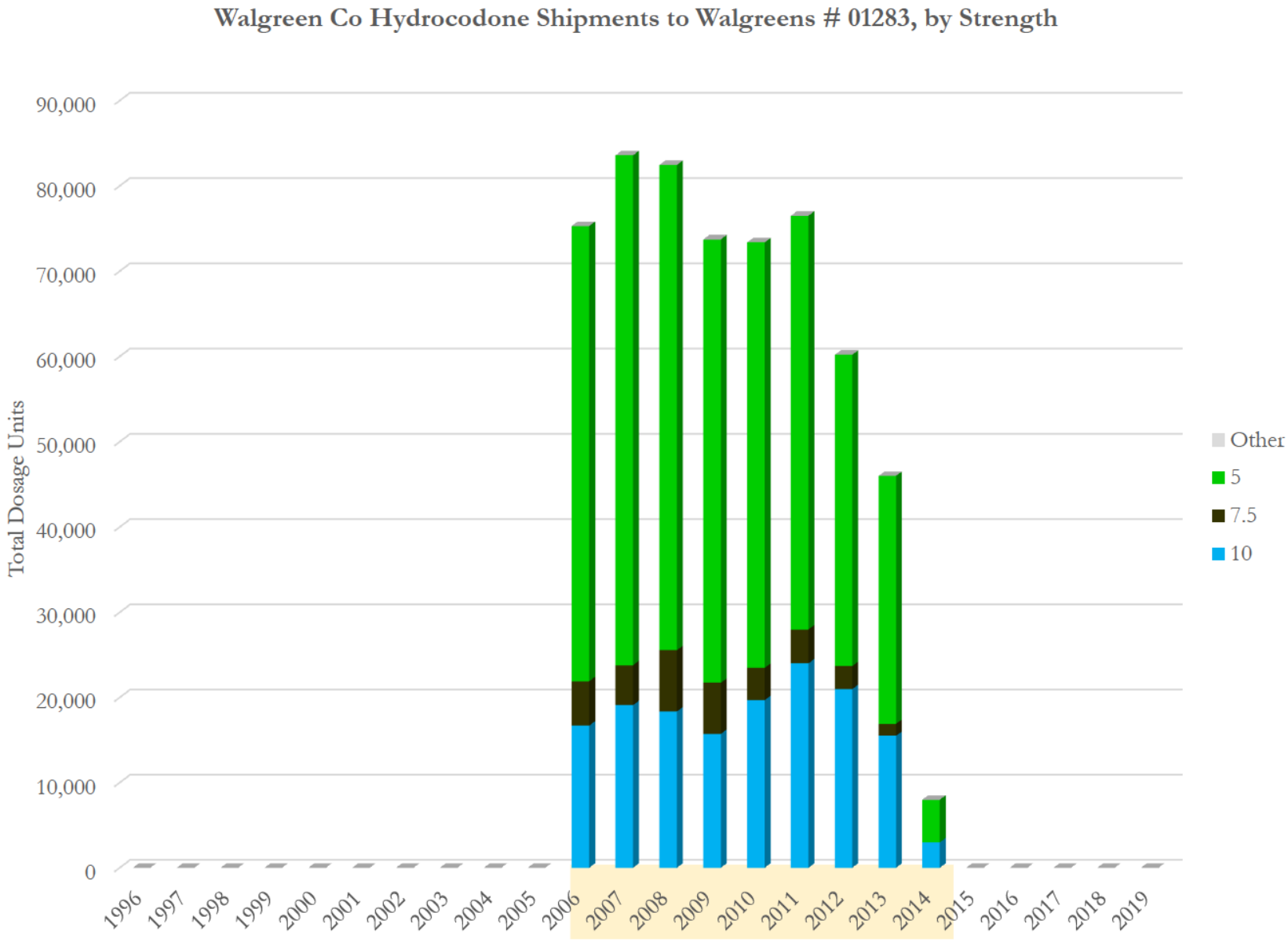

Data source: ARCOS (2006-2014) and Defendant Distribution Data (Walgreens 1/2006 - 3/2014)

Walgreens # 01283 (1/1996 to 12/2017)
DEA: AW2653310
500 Geary St
San Francisco, CA 94102

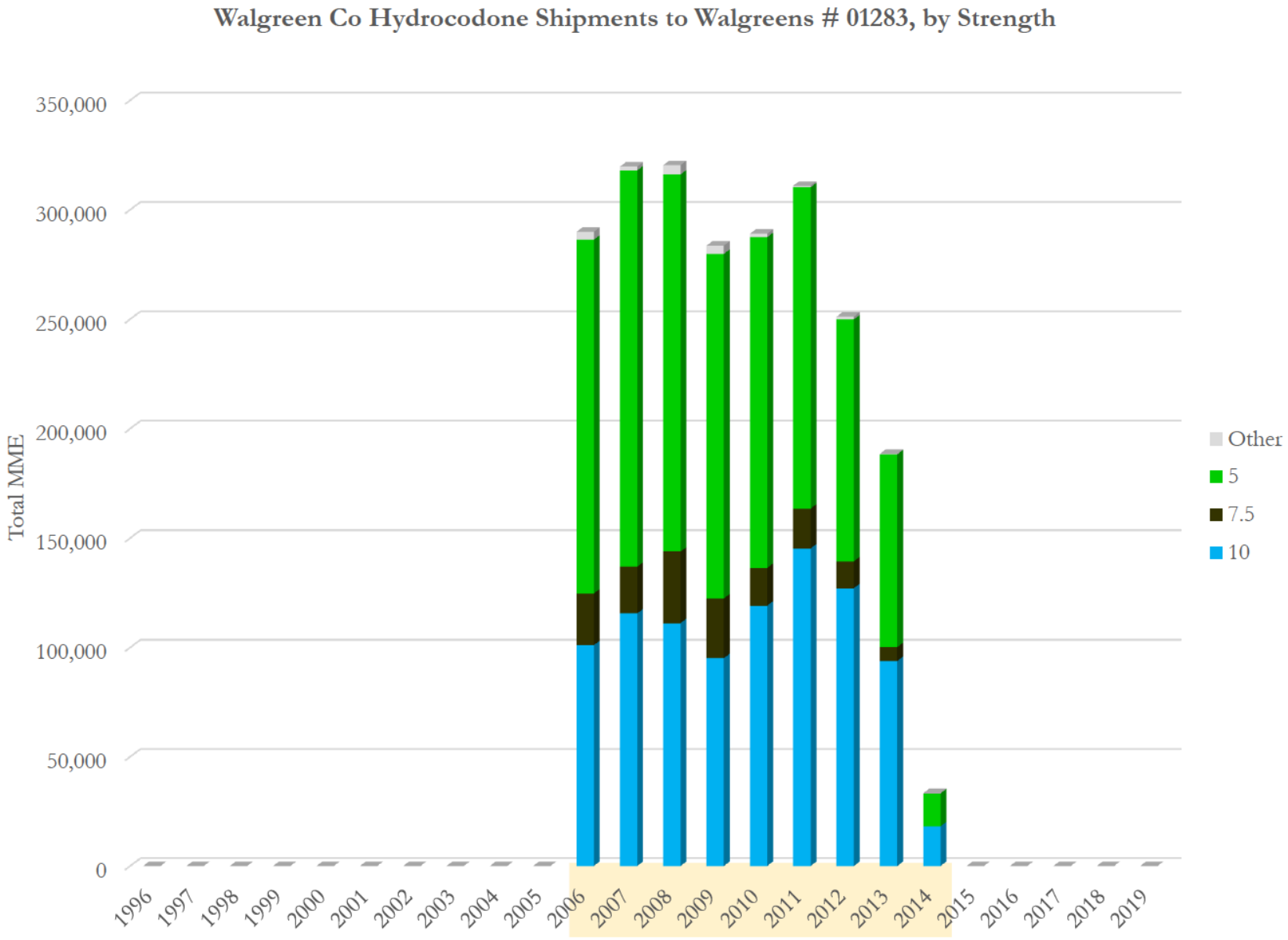

Data source: ARCOS (2006-2014) and Defendant Distribution Data (Walgreens 1/2006 - 3/2014)

Walgreens # 01283 (1/1996 to 12/2017)
DEA: AW2653310
500 Geary St
San Francisco, CA 94102

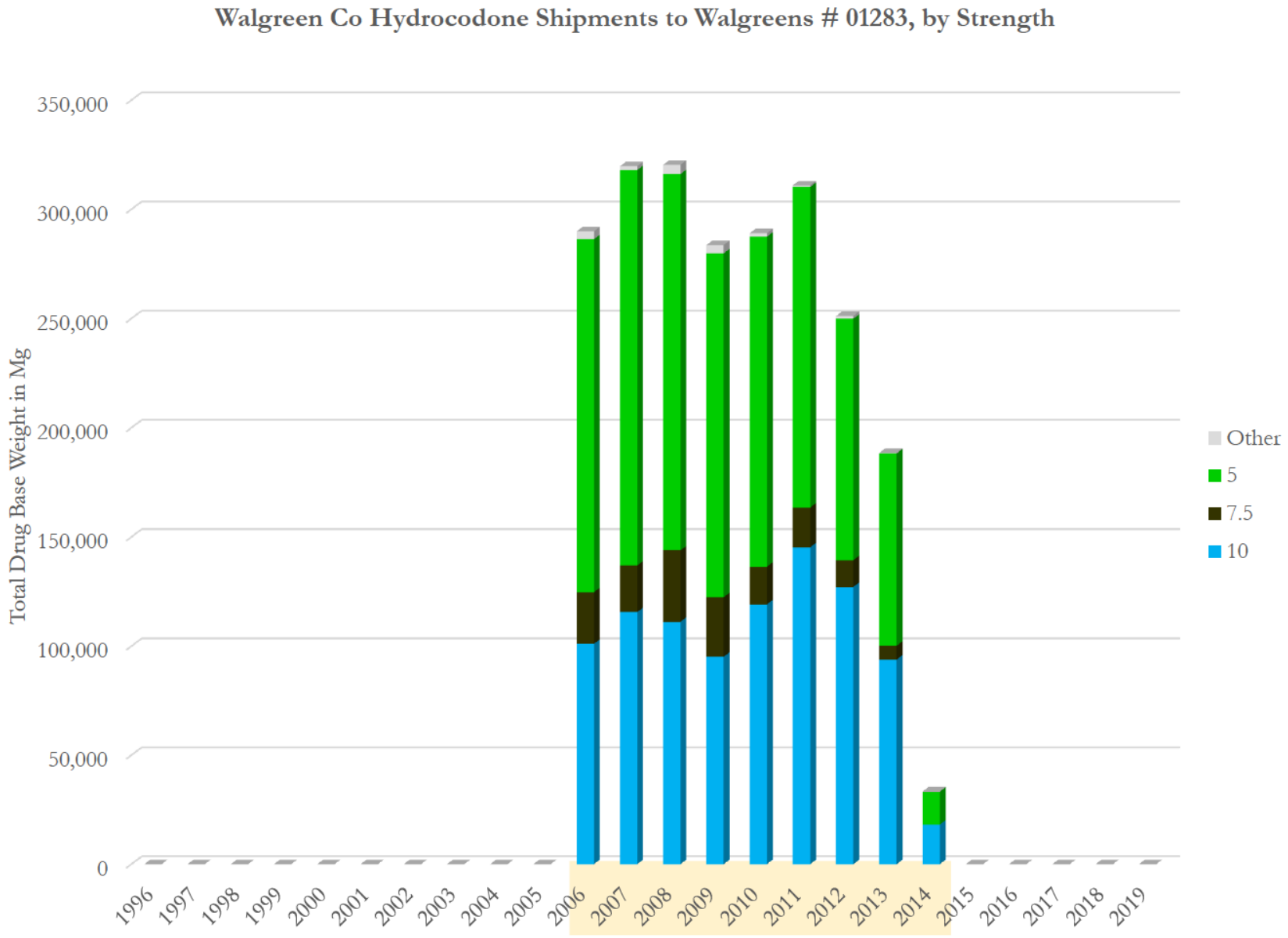

Data source: ARCOS (2006-2014) and Defendant Distribution Data (Walgreens 1/2006 - 3/2014)

Walgreens # 01283 (1/1996 to 12/2017)
DEA: AW2653310
500 Geary St
San Francisco, CA 94102

Walgreen Co Hydrocodone Shipments to Walgreens # 01283, by Strength
(Total Dosage Units)

Strength Year\	10	7.5	5	Other	Total	Avg. Str
1996	0	0	0	0	**0**	
1997	0	0	0	0	**0**	
1998	0	0	0	0	**0**	
1999	0	0	0	0	**0**	
2000	0	0	0	0	**0**	
2001	0	0	0	0	**0**	
2002	0	0	0	0	**0**	
2003	0	0	0	0	**0**	
2004	0	0	0	0	**0**	
2005	0	0	0	0	**0**	
2006	16,700	5,200	53,400	0	**75,300**	6.28
2007	19,100	4,700	59,800	0	**83,600**	6.28
2008	18,360	7,200	56,900	0	**82,460**	6.33
2009	15,720	6,000	52,000	0	**73,720**	6.27
2010	19,680	3,800	49,900	0	**73,380**	6.47
2011	24,000	4,000	48,500	0	**76,500**	6.70
2012	21,000	2,700	36,500	0	**60,200**	6.86
2013	15,500	1,400	29,100	0	**46,000**	6.76
2014	3,000	0	5,000	0	**8,000**	6.88
2015	0	0	0	0	**0**	
2016	0	0	0	0	**0**	
2017	0	0	0	0	**0**	
2018	0	0	0	0	**0**	
2019	0	0	0	0	**0**	
Total	**153,060**	**35,000**	**391,100**	**0**	**579,160**	6.47

Data source: ARCOS (2006-2014) and Defendant Distribution Data (Walgreens 1/2006 - 3/2014)

Walgreens # 01283 (1/1996 to 12/2017)
DEA: AW2653310
500 Geary St
San Francisco, CA 94102

Walgreen Co Hydrocodone Shipments to Walgreens # 01283, by Strength (Total MME)

Strength Year\	10	7.5	5	Other	Total	Avg. Str
1996	0	0	0	0	**0**	
1997	0	0	0	0	**0**	
1998	0	0	0	0	**0**	
1999	0	0	0	0	**0**	
2000	0	0	0	0	**0**	
2001	0	0	0	0	**0**	
2002	0	0	0	0	**0**	
2003	0	0	0	0	**0**	
2004	0	0	0	0	**0**	
2005	0	0	0	0	**0**	
2006	101,102	23,611	161,642	3,580	**289,934**	6.28
2007	115,631	21,340	181,015	1,719	**319,705**	6.28
2008	111,151	32,692	172,236	4,297	**320,376**	6.33
2009	95,169	27,243	157,404	3,867	**283,683**	6.27
2010	119,143	17,254	151,047	1,576	**289,019**	6.47
2011	145,296	18,162	146,810	716	**310,984**	6.70
2012	127,134	12,259	110,486	1,289	**251,168**	6.86
2013	93,837	6,357	88,086	286	**188,566**	6.76
2014	18,162	0	15,135	0	**33,297**	6.88
2015	0	0	0	0	**0**	
2016	0	0	0	0	**0**	
2017	0	0	0	0	**0**	
2018	0	0	0	0	**0**	
2019	0	0	0	0	**0**	
Total	**926,625**	**158,918**	**1,183,860**	**17,329**	**2,286,732**	6.47

Data source: ARCOS (2006-2014) and Defendant Distribution Data (Walgreens 1/2006 - 3/2014)

Walgreens # 01283 (1/1996 to 12/2017)
DEA: AW2653310
500 Geary St
San Francisco, CA 94102

Walgreen Co Hydrocodone Shipments to Walgreens # 01283, by Strength
(Total Drug Base Weight in Milligram)

Strength Year\	10	7.5	5	Other	Total	Avg. Str
1996	0	0	0	0	**0**	
1997	0	0	0	0	**0**	
1998	0	0	0	0	**0**	
1999	0	0	0	0	**0**	
2000	0	0	0	0	**0**	
2001	0	0	0	0	**0**	
2002	0	0	0	0	**0**	
2003	0	0	0	0	**0**	
2004	0	0	0	0	**0**	
2005	0	0	0	0	**0**	
2006	101,102	23,611	161,642	3,580	**289,934**	6.28
2007	115,631	21,340	181,015	1,719	**319,705**	6.28
2008	111,151	32,692	172,236	4,297	**320,376**	6.33
2009	95,169	27,243	157,404	3,867	**283,683**	6.27
2010	119,143	17,254	151,047	1,576	**289,019**	6.47
2011	145,296	18,162	146,810	716	**310,984**	6.70
2012	127,134	12,259	110,486	1,289	**251,168**	6.86
2013	93,837	6,357	88,086	286	**188,566**	6.76
2014	18,162	0	15,135	0	**33,297**	6.88
2015	0	0	0	0	**0**	
2016	0	0	0	0	**0**	
2017	0	0	0	0	**0**	
2018	0	0	0	0	**0**	
2019	0	0	0	0	**0**	
Total	**926,625**	**158,918**	**1,183,860**	**17,329**	**2,286,732**	6.47

Data source: ARCOS (2006-2014) and Defendant Distribution Data (Walgreens 1/2006 - 3/2014)

Walgreens # 01393 (11/1998 to 12/2017)
DEA: AW2915847
1630 Ocean Ave
San Francisco, CA 94112

Walgreen Co Oxycodone Shipments to Walgreens # 01393

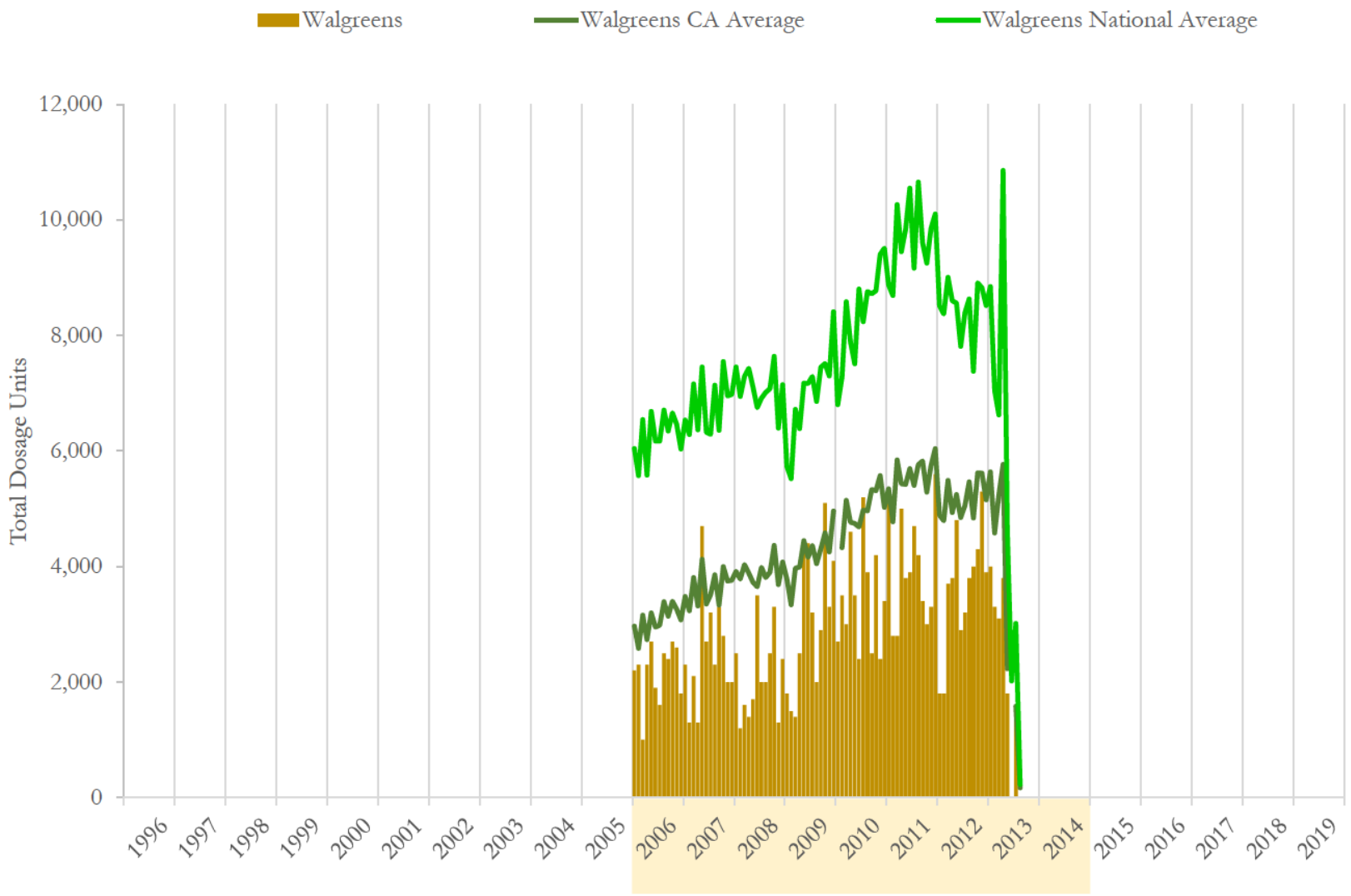

National and state averages reflect oxycodone shipped from Walgreen Co to all active pharmacies each month.
Data source: ARCOS (2006-2014) and Defendant Distribution Data (Walgreens 1/2006 - 3/2014)

Walgreens # 01393 (11/1998 to 12/2017)
DEA: AW2915847
1630 Ocean Ave
San Francisco, CA 94112

Walgreen Co Oxycodone Shipments to Walgreens # 01393

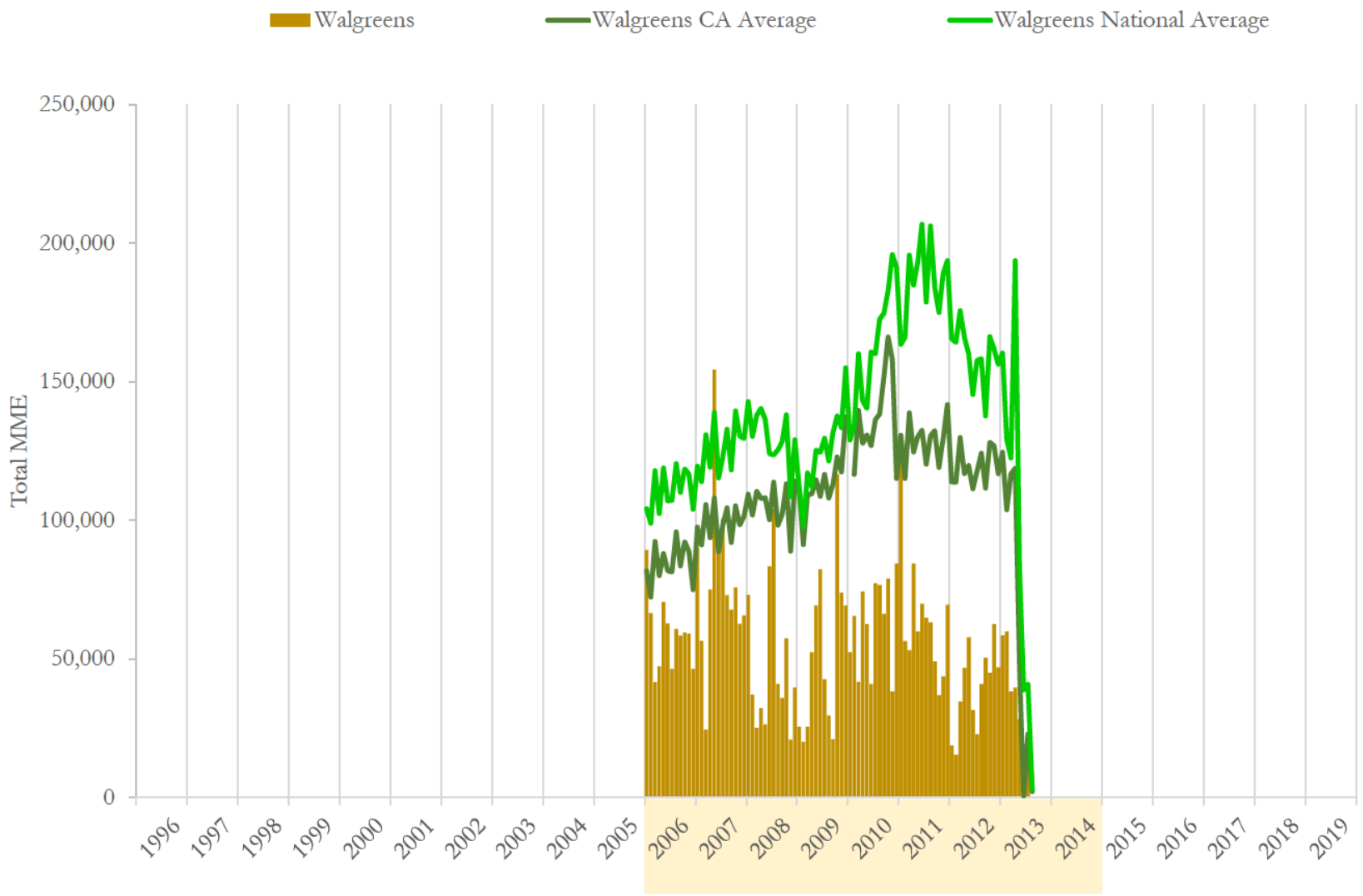

National and state averages reflect oxycodone shipped from Walgreen Co to all active pharmacies each month.
Data source: ARCOS (2006-2014) and Defendant Distribution Data (Walgreens 1/2006 - 3/2014)

Walgreens # 01393 (11/1998 to 12/2017)
DEA: AW2915847
1630 Ocean Ave
San Francisco, CA 94112

Walgreen Co Oxycodone Shipments to Walgreens # 01393

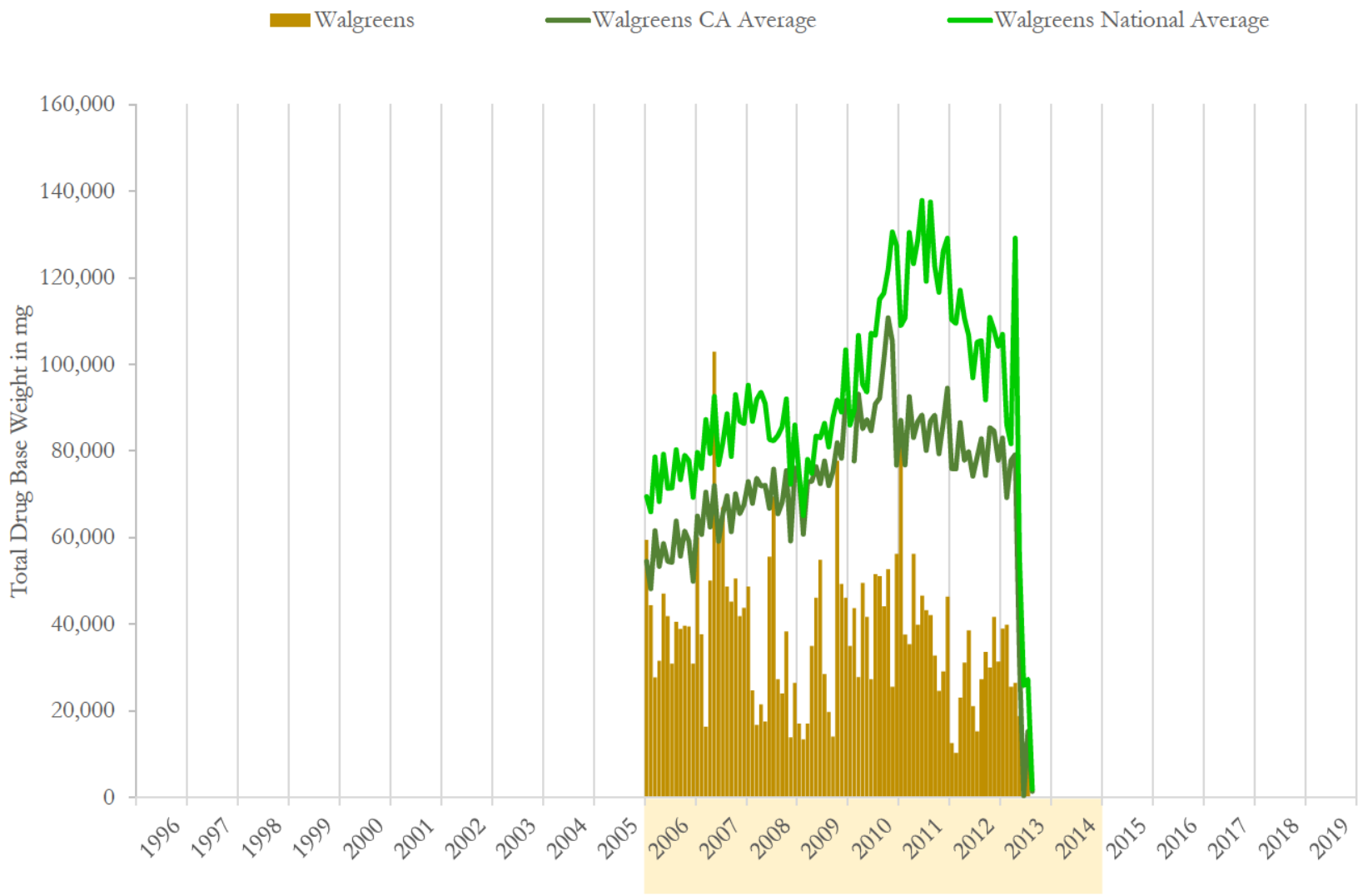

National and state averages reflect oxycodone shipped from Walgreen Co to all active pharmacies each month.
Data source: ARCOS (2006-2014) and Defendant Distribution Data (Walgreens 1/2006 - 3/2014)

Walgreens # 01393 (11/1998 to 12/2017)
DEA: AW2915847
1630 Ocean Ave
San Francisco, CA 94112

Walgreen Co Oxycodone Shipments to Walgreens # 01393

	Dosage Units		MME		Drug Base Weight in mg	
Date	Walgreens	% Change	Walgreens	% Change	Walgreens	% Change
01/2006	2,200	n/a	89,224	n/a	59,483	n/a
02/2006	2,300	4.5%	66,565	-25.4%	44,377	-25.4%
03/2006	1,000	-56.5%	41,620	-37.5%	27,747	-37.5%
04/2006	2,300	130.0%	47,402	13.9%	31,602	13.9%
05/2006	2,700	17.4%	70,599	48.9%	47,066	48.9%
06/2006	1,900	-29.6%	62,867	-11.0%	41,911	-11.0%
07/2006	1,600	-15.8%	46,394	-26.2%	30,929	-26.2%
08/2006	2,500	56.3%	60,850	31.2%	40,567	31.2%
09/2006	2,400	-4.0%	58,429	-4.0%	38,953	-4.0%
10/2006	2,700	12.5%	59,505	1.8%	39,670	1.8%
11/2006	2,600	-3.7%	59,169	-0.6%	39,446	-0.6%
12/2006	1,800	-30.8%	46,394	-21.6%	30,929	-21.6%
01/2007	2,300	27.8%	90,098	94.2%	60,066	94.2%
02/2007	1,300	-43.5%	56,526	-37.3%	37,684	-37.3%
03/2007	2,100	61.5%	24,534	-56.6%	16,356	-56.6%
04/2007	1,300	-38.1%	75,104	206.1%	50,070	206.1%
05/2007	4,700	261.5%	154,350	105.5%	102,900	105.5%
06/2007	2,700	-42.6%	91,537	-40.7%	61,025	-40.7%
07/2007	3,200	18.5%	100,560	9.9%	67,040	9.9%
08/2007	2,300	-28.1%	72,992	-27.4%	48,662	-27.4%
09/2007	3,300	43.5%	67,801	-7.1%	45,201	-7.1%
10/2007	2,800	-15.2%	75,823	11.8%	50,549	11.8%
11/2007	2,000	-28.6%	62,793	-17.2%	41,862	-17.2%
12/2007	2,000	0.0%	65,690	4.6%	43,793	4.6%

Data source: ARCOS (2006-2014) and Defendant Distribution Data (Walgreens 1/2006 - 3/2014)

Walgreens # 01393 (11/1998 to 12/2017)
DEA: AW2915847
1630 Ocean Ave
San Francisco, CA 94112

Walgreen Co Oxycodone Shipments to Walgreens # 01393

	Dosage Units		MME		Drug Base Weight in mg	
Date	Walgreens	% Change	Walgreens	% Change	Walgreens	% Change
01/2008	2,500	25.0%	73,039	11.2%	48,693	11.2%
02/2008	1,200	-52.0%	37,122	-49.2%	24,748	-49.2%
03/2008	1,600	33.3%	25,160	-32.2%	16,773	-32.2%
04/2008	1,400	-12.5%	32,321	28.5%	21,547	28.5%
05/2008	1,700	21.4%	26,317	-18.6%	17,544	-18.6%
06/2008	3,500	105.9%	83,375	216.8%	55,583	216.8%
07/2008	2,000	-42.9%	104,218	25.0%	69,479	25.0%
08/2008	2,000	0.0%	41,015	-60.6%	27,343	-60.6%
09/2008	2,500	25.0%	35,972	-12.3%	23,981	-12.3%
10/2008	3,300	32.0%	57,488	59.8%	38,325	59.8%
11/2008	1,300	-60.6%	20,844	-63.7%	13,896	-63.7%
12/2008	2,400	84.6%	39,670	90.3%	26,447	90.3%
01/2009	1,800	-25.0%	25,550	-35.6%	17,034	-35.6%
02/2009	1,500	-16.7%	20,171	-21.1%	13,448	-21.1%
03/2009	1,400	-6.7%	25,550	26.7%	17,034	26.7%
04/2009	2,500	78.6%	52,445	105.3%	34,964	105.3%
05/2009	4,400	76.0%	69,255	32.1%	46,170	32.1%
06/2009	4,400	0.0%	82,366	18.9%	54,911	18.9%
07/2009	3,200	-27.3%	42,696	-48.2%	28,464	-48.2%
08/2009	2,000	-37.5%	29,585	-30.7%	19,723	-30.7%
09/2009	2,900	45.0%	21,045	-28.9%	14,030	-28.9%
10/2009	5,100	75.9%	116,657	454.3%	77,771	454.3%
11/2009	3,300	-35.3%	73,961	-36.6%	49,308	-36.6%
12/2009	4,100	24.2%	69,255	-6.4%	46,170	-6.4%

Data source: ARCOS (2006-2014) and Defendant Distribution Data (Walgreens 1/2006 - 3/2014)

Walgreens # 01393 (11/1998 to 12/2017)
DEA: AW2915847
1630 Ocean Ave
San Francisco, CA 94112

Walgreen Co Oxycodone Shipments to Walgreens # 01393

	Dosage Units		MME		Drug Base Weight in mg	
Date	Walgreens	% Change	Walgreens	% Change	Walgreens	% Change
01/2010	2,700	-34.1%	52,445	-24.3%	34,964	-24.3%
02/2010	3,500	29.6%	65,557	25.0%	43,704	25.0%
03/2010	3,000	-14.3%	41,687	-36.4%	27,792	-36.4%
04/2010	4,600	53.3%	74,297	78.2%	49,532	78.2%
05/2010	3,500	-23.9%	62,531	-15.8%	41,687	-15.8%
06/2010	2,400	-31.4%	41,015	-34.4%	27,343	-34.4%
07/2010	5,200	116.7%	77,323	88.5%	51,549	88.5%
08/2010	3,900	-25.0%	76,651	-0.9%	51,101	-0.9%
09/2010	2,500	-35.9%	66,229	-13.6%	44,153	-13.6%
10/2010	4,200	68.0%	79,004	19.3%	52,669	19.3%
11/2010	2,400	-42.9%	38,325	-51.5%	25,550	-51.5%
12/2010	3,400	41.7%	84,383	120.2%	56,255	120.2%
01/2011	5,100	50.0%	127,079	50.6%	84,719	50.6%
02/2011	2,800	-45.1%	56,480	-55.6%	37,653	-55.6%
03/2011	2,800	0.0%	53,118	-6.0%	35,412	-6.0%
04/2011	5,000	78.6%	84,383	58.9%	56,255	58.9%
05/2011	3,800	-24.0%	59,841	-29.1%	39,894	-29.1%
06/2011	3,900	2.6%	69,927	16.9%	46,618	16.9%
07/2011	4,700	20.5%	64,884	-7.2%	43,256	-7.2%
08/2011	4,200	-10.6%	63,203	-2.6%	42,136	-2.6%
09/2011	3,400	-19.0%	49,083	-22.3%	32,722	-22.3%
10/2011	3,000	-11.8%	36,981	-24.7%	24,654	-24.7%
11/2011	3,300	10.0%	43,704	18.2%	29,136	18.2%
12/2011	5,600	69.7%	69,591	59.2%	46,394	59.2%

Data source: ARCOS (2006-2014) and Defendant Distribution Data (Walgreens 1/2006 - 3/2014)

Walgreens # 01393 (11/1998 to 12/2017)
DEA: AW2915847
1630 Ocean Ave
San Francisco, CA 94112

Walgreen Co Oxycodone Shipments to Walgreens # 01393

	Dosage Units		MME		Drug Base Weight in mg	
Date	Walgreens	% Change	Walgreens	% Change	Walgreens	% Change
01/2012	1,800	-67.9%	18,827	-72.9%	12,551	-72.9%
02/2012	1,800	0.0%	15,465	-17.9%	10,310	-17.9%
03/2012	3,700	105.6%	34,627	123.9%	23,085	123.9%
04/2012	3,800	2.7%	46,730	35.0%	31,153	35.0%
05/2012	4,800	26.3%	57,824	23.7%	38,550	23.7%
06/2012	2,900	-39.6%	31,602	-45.3%	21,068	-45.3%
07/2012	3,200	10.3%	22,861	-27.7%	15,241	-27.7%
08/2012	3,800	18.8%	41,015	79.4%	27,343	79.4%
09/2012	4,000	5.3%	50,428	23.0%	33,619	23.0%
10/2012	4,300	7.5%	45,049	-10.7%	30,033	-10.7%
11/2012	5,300	23.3%	62,531	38.8%	41,687	38.8%
12/2012	3,900	-26.4%	47,066	-24.7%	31,378	-24.7%
01/2013	4,000	2.6%	58,497	24.3%	38,998	24.3%
02/2013	3,300	-17.5%	59,841	2.3%	39,894	2.3%
03/2013	3,100	-6.1%	38,325	-36.0%	25,550	-36.0%
04/2013	3,800	22.6%	39,670	3.5%	26,447	3.5%
05/2013	1,800	-52.6%	28,240	-28.8%	18,827	-28.8%
06/2013	0	-100.0%	0	-100.0%	0	-100.0%
07/2013	1,400	n/a	12,775	n/a	8,517	n/a
08/2013	0	-100.0%	0	-100.0%	0	-100.0%
09/2013	0	n/a	0	n/a	0	n/a
10/2013	0	n/a	0	n/a	0	n/a
11/2013	0	n/a	0	n/a	0	n/a
12/2013	0	n/a	0	n/a	0	n/a

Data source: ARCOS (2006-2014) and Defendant Distribution Data (Walgreens 1/2006 - 3/2014)

Walgreens # 01393 (11/1998 to 12/2017)
DEA: AW2915847
1630 Ocean Ave
San Francisco, CA 94112

Walgreen Co Oxycodone Shipments to Walgreens # 01393

	Dosage Units		MME		Drug Base Weight in mg	
Date	Walgreens	% Change	Walgreens	% Change	Walgreens	% Change
1996	0		0		0	
1997	0	n/a	0	n/a	0	n/a
1998	0	n/a	0	n/a	0	n/a
1999	0	n/a	0	n/a	0	n/a
2000	0	n/a	0	n/a	0	n/a
2001	0	n/a	0	n/a	0	n/a
2002	0	n/a	0	n/a	0	n/a
2003	0	n/a	0	n/a	0	n/a
2004	0	n/a	0	n/a	0	n/a
2005	0	n/a	0	n/a	0	n/a
2006	26,000	n/a	709,019	n/a	472,679	n/a
2007	30,000	15.4%	937,809	32.3%	625,206	32.3%
2008	25,400	-15.3%	576,540	-38.5%	384,360	-38.5%
2009	36,600	44.1%	628,536	9.0%	419,024	9.0%
2010	41,300	12.8%	759,448	20.8%	506,298	20.8%
2011	47,600	15.3%	778,274	2.5%	518,849	2.5%
2012	43,300	-9.0%	474,024	-39.1%	316,016	-39.1%
2013	17,400	-59.8%	237,348	-49.9%	158,232	-49.9%
2014	0	-100.0%	0	-100.0%	0	-100.0%
2015	0	n/a	0	n/a	0	n/a
2016	0	n/a	0	n/a	0	n/a
2017	0	n/a	0	n/a	0	n/a
2018	0	n/a	0	n/a	0	n/a
2019	0	n/a	0	n/a	0	n/a
Total	**267,600**		**5,100,999**		**3,400,666**	

Data source: ARCOS (2006-2014) and Defendant Distribution Data (Walgreens 1/2006 - 3/2014)

Walgreens # 01393 (11/1998 to 12/2017)
DEA: AW2915847
1630 Ocean Ave
San Francisco, CA 94112

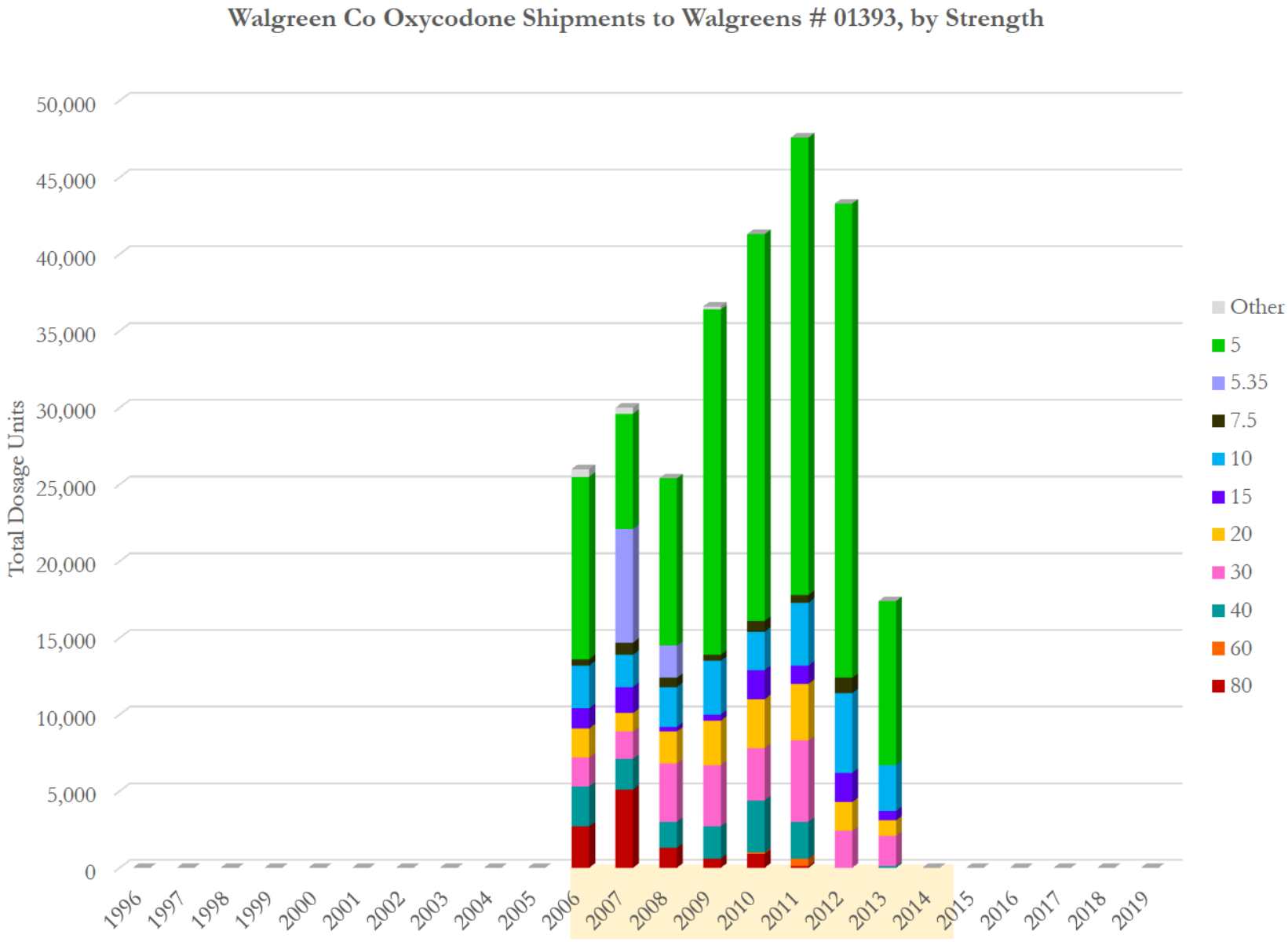

Data source: ARCOS (2006-2014) and Defendant Distribution Data (Walgreens 1/2006 - 3/2014)

Walgreens # 01393 (11/1998 to 12/2017)
DEA: AW2915847
1630 Ocean Ave
San Francisco, CA 94112

Walgreen Co Oxycodone Shipments to Walgreens # 01393, by Strength

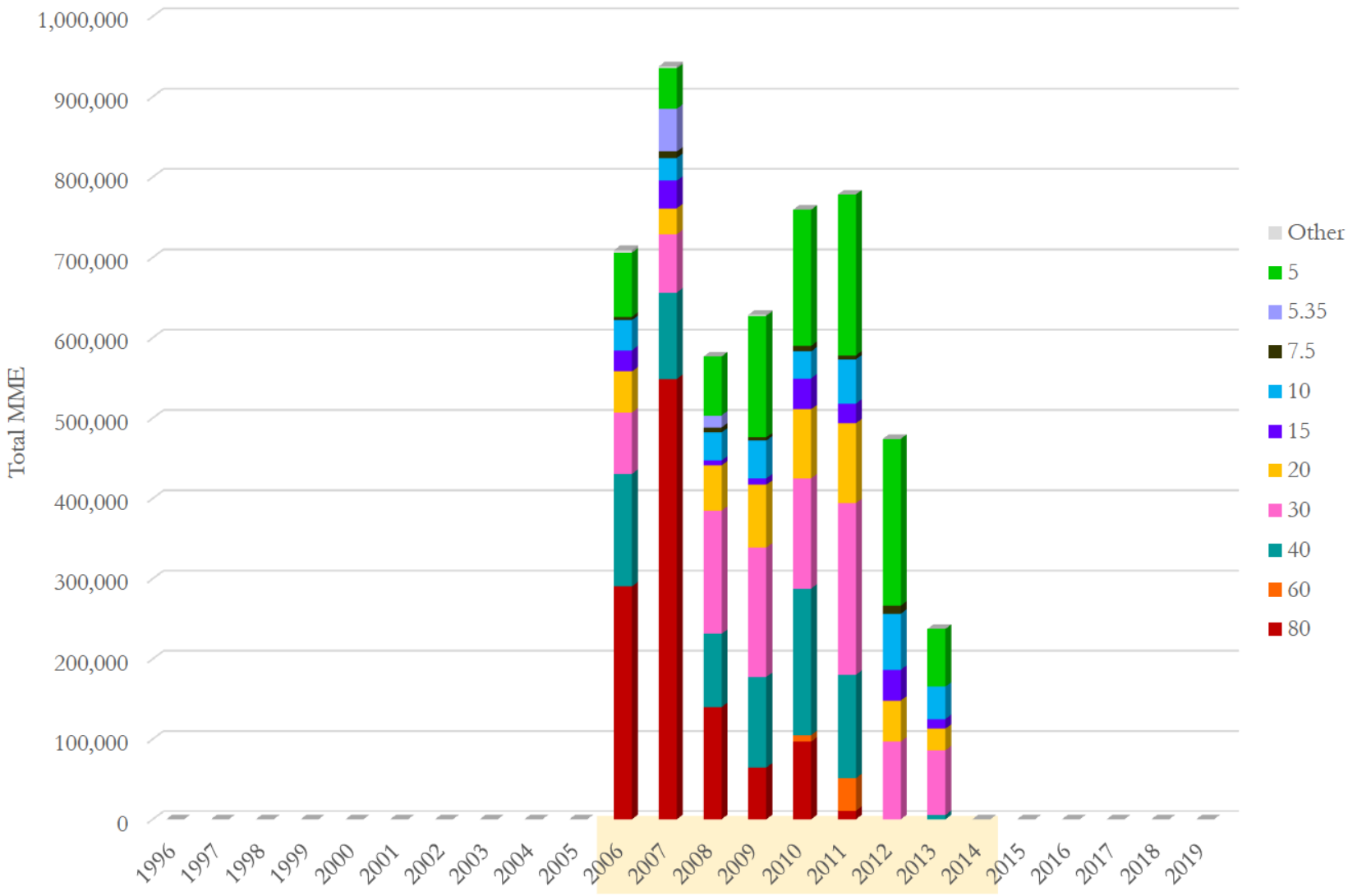

Data source: ARCOS (2006-2014) and Defendant Distribution Data (Walgreens 1/2006 - 3/2014)

Walgreens # 01393 (11/1998 to 12/2017)
DEA: AW2915847
1630 Ocean Ave
San Francisco, CA 94112

Walgreen Co Oxycodone Shipments to Walgreens # 01393, by Strength

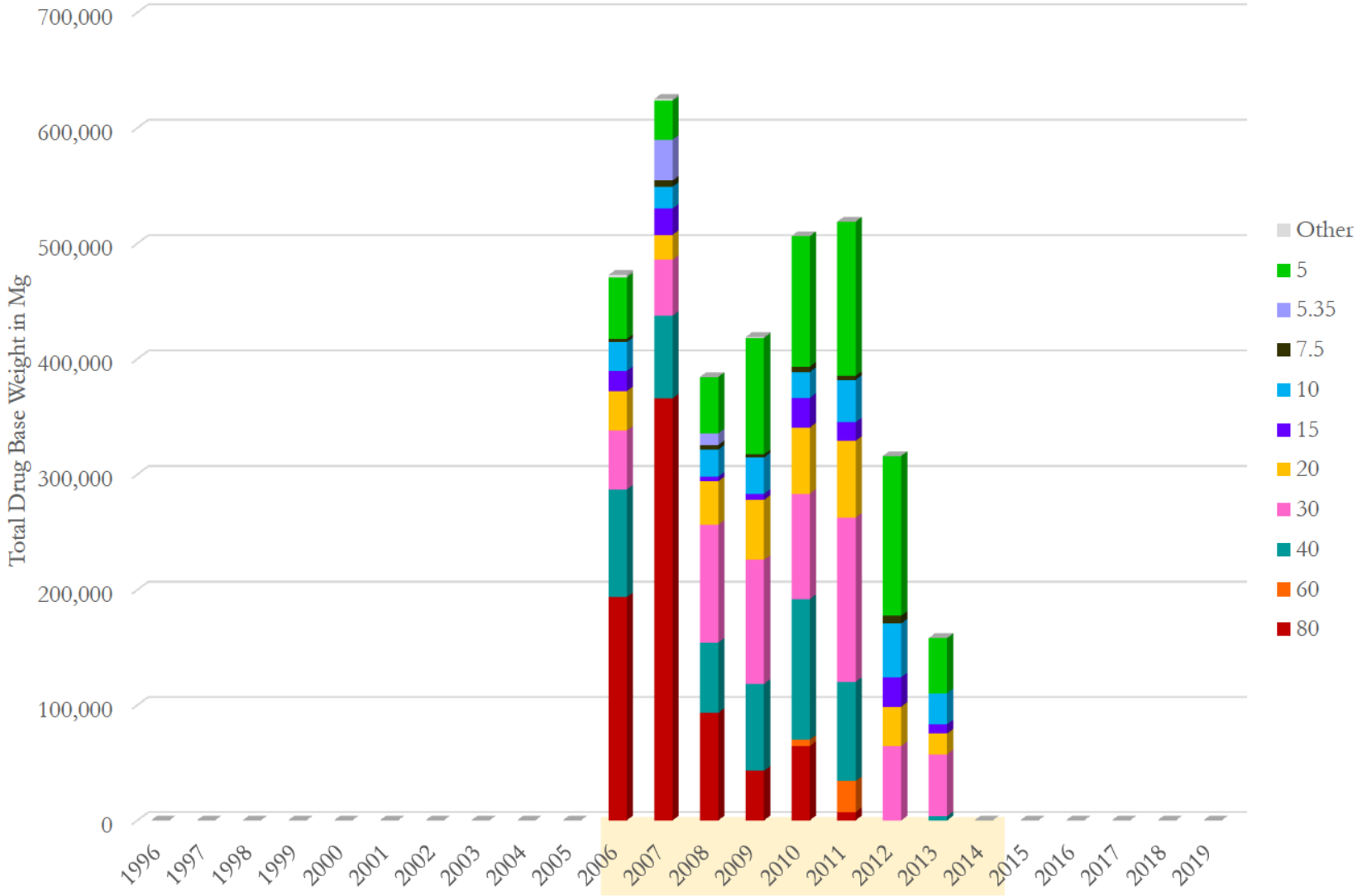

Data source: ARCOS (2006-2014) and Defendant Distribution Data (Walgreens 1/2006 - 3/2014)

Walgreens # 01393 (11/1998 to 12/2017)
DEA: AW2915847
1630 Ocean Ave
San Francisco, CA 94112

Walgreen Co Oxycodone Shipments to Walgreens # 01393, by Strength
(Total Dosage Units)

Strength Year\	80	60	40	30	20	15	10	7.5	5.35	5	Other	Total	Avg. Str
1996	0	0	0	0	0	0	0	0	0	0	0	**0**	
1997	0	0	0	0	0	0	0	0	0	0	0	**0**	
1998	0	0	0	0	0	0	0	0	0	0	0	**0**	
1999	0	0	0	0	0	0	0	0	0	0	0	**0**	
2000	0	0	0	0	0	0	0	0	0	0	0	**0**	
2001	0	0	0	0	0	0	0	0	0	0	0	**0**	
2002	0	0	0	0	0	0	0	0	0	0	0	**0**	
2003	0	0	0	0	0	0	0	0	0	0	0	**0**	
2004	0	0	0	0	0	0	0	0	0	0	0	**0**	
2005	0	0	0	0	0	0	0	0	0	0	0	**0**	
2006	2,700	0	2,600	1,900	1,900	1,300	2,800	400	0	11,900	500	**26,000**	20.59
2007	5,100	0	2,000	1,800	1,200	1,700	2,100	800	7,400	7,500	400	**30,000**	23.50
2008	1,300	0	1,700	3,800	2,100	300	2,600	600	2,100	10,900	0	**25,400**	16.88
2009	600	0	2,100	4,000	2,900	400	3,500	400	0	22,500	200	**36,600**	12.82
2010	900	100	3,400	3,400	3,200	1,900	2,500	700	0	25,200	0	**41,300**	13.67
2011	100	500	2,400	5,300	3,700	1,200	4,100	500	0	29,800	0	**47,600**	12.16
2012	0	0	0	2,400	1,900	1,900	5,200	1,000	0	30,900	0	**43,300**	8.14
2013	0	0	100	2,000	1,000	600	3,000	0	0	10,700	0	**17,400**	10.14
2014	0	0	0	0	0	0	0	0	0	0	0	**0**	
2015	0	0	0	0	0	0	0	0	0	0	0	**0**	
2016	0	0	0	0	0	0	0	0	0	0	0	**0**	
2017	0	0	0	0	0	0	0	0	0	0	0	**0**	
2018	0	0	0	0	0	0	0	0	0	0	0	**0**	
2019	0	0	0	0	0	0	0	0	0	0	0	**0**	
Total	**10,700**	**600**	**14,300**	**24,600**	**17,900**	**9,300**	**25,800**	**4,400**	**9,500**	**149,400**	**1,100**	**267,600**	14.22

Data source: ARCOS (2006-2014) and Defendant Distribution Data (Walgreens 1/2006 - 3/2014)

Walgreens # 01393 (11/1998 to 12/2017)
DEA: AW2915847
1630 Ocean Ave
San Francisco, CA 94112

Walgreen Co Oxycodone Shipments to Walgreens # 01393, by Strength
(Total MME)

Strength Year\	80	60	40	30	20	15	10	7.5	5.35	5	Other	Total	Avg. Str
1996	0	0	0	0	0	0	0	0	0	0	0	**0**	
1997	0	0	0	0	0	0	0	0	0	0	0	**0**	
1998	0	0	0	0	0	0	0	0	0	0	0	**0**	
1999	0	0	0	0	0	0	0	0	0	0	0	**0**	
2000	0	0	0	0	0	0	0	0	0	0	0	**0**	
2001	0	0	0	0	0	0	0	0	0	0	0	**0**	
2002	0	0	0	0	0	0	0	0	0	0	0	**0**	
2003	0	0	0	0	0	0	0	0	0	0	0	**0**	
2004	0	0	0	0	0	0	0	0	0	0	0	**0**	
2005	0	0	0	0	0	0	0	0	0	0	0	**0**	
2006	290,466	0	139,854	76,651	51,101	26,223	37,653	4,034	0	80,012	3,026	**709,019**	20.59
2007	548,658	0	107,580	72,617	32,274	34,291	28,240	8,069	53,233	50,428	2,421	**937,809**	23.50
2008	139,854	0	91,443	153,302	56,480	6,051	34,964	6,051	15,107	73,289	0	**576,540**	16.88
2009	64,548	0	112,959	161,370	77,996	8,069	47,066	4,034	0	151,284	1,210	**628,536**	12.82
2010	96,822	8,069	182,886	137,165	86,064	38,325	33,619	7,060	0	169,439	0	**759,448**	13.67
2011	10,758	40,343	129,096	213,815	99,512	24,206	55,135	5,043	0	200,368	0	**778,274**	12.16
2012	0	0	0	96,822	51,101	38,325	69,927	10,086	0	207,764	0	**474,024**	8.14
2013	0	0	5,379	80,685	26,895	12,103	40,343	0	0	71,944	0	**237,348**	10.14
2014	0	0	0	0	0	0	0	0	0	0	0	**0**	
2015	0	0	0	0	0	0	0	0	0	0	0	**0**	
2016	0	0	0	0	0	0	0	0	0	0	0	**0**	
2017	0	0	0	0	0	0	0	0	0	0	0	**0**	
2018	0	0	0	0	0	0	0	0	0	0	0	**0**	
2019	0	0	0	0	0	0	0	0	0	0	0	**0**	
Total	**1,151,106**	**48,411**	**769,197**	**992,426**	**481,421**	**187,593**	**346,946**	**44,377**	**68,339**	**1,004,528**	**6,657**	**5,100,999**	14.22

Data source: ARCOS (2006-2014) and Defendant Distribution Data (Walgreens 1/2006 - 3/2014)

Walgreens # 01393 (11/1998 to 12/2017)
DEA: AW2915847
1630 Ocean Ave
San Francisco, CA 94112

Walgreen Co Oxycodone Shipments to Walgreens # 01393, by Strength
(Total Drug Base Weight in Milligram)

Strength Year\	80	60	40	30	20	15	10	7.5	5.35	5	Other	Total	Avg. Str
1996	0	0	0	0	0	0	0	0	0	0	0	**0**	
1997	0	0	0	0	0	0	0	0	0	0	0	**0**	
1998	0	0	0	0	0	0	0	0	0	0	0	**0**	
1999	0	0	0	0	0	0	0	0	0	0	0	**0**	
2000	0	0	0	0	0	0	0	0	0	0	0	**0**	
2001	0	0	0	0	0	0	0	0	0	0	0	**0**	
2002	0	0	0	0	0	0	0	0	0	0	0	**0**	
2003	0	0	0	0	0	0	0	0	0	0	0	**0**	
2004	0	0	0	0	0	0	0	0	0	0	0	**0**	
2005	0	0	0	0	0	0	0	0	0	0	0	**0**	
2006	193,644	0	93,236	51,101	34,067	17,482	25,102	2,690	0	53,342	2,017	**472,679**	20.59
2007	365,772	0	71,720	48,411	21,516	22,861	18,827	5,379	35,488	33,619	1,614	**625,206**	23.50
2008	93,236	0	60,962	102,201	37,653	4,034	23,309	4,034	10,071	48,859	0	**384,360**	16.88
2009	43,032	0	75,306	107,580	51,997	5,379	31,378	2,690	0	100,856	807	**419,024**	12.82
2010	64,548	5,379	121,924	91,443	57,376	25,550	22,413	4,707	0	112,959	0	**506,298**	13.67
2011	7,172	26,895	86,064	142,544	66,341	16,137	36,757	3,362	0	133,579	0	**518,849**	12.16
2012	0	0	0	64,548	34,067	25,550	46,618	6,724	0	138,509	0	**316,016**	8.14
2013	0	0	3,586	53,790	17,930	8,069	26,895	0	0	47,963	0	**158,232**	10.14
2014	0	0	0	0	0	0	0	0	0	0	0	**0**	
2015	0	0	0	0	0	0	0	0	0	0	0	**0**	
2016	0	0	0	0	0	0	0	0	0	0	0	**0**	
2017	0	0	0	0	0	0	0	0	0	0	0	**0**	
2018	0	0	0	0	0	0	0	0	0	0	0	**0**	
2019	0	0	0	0	0	0	0	0	0	0	0	**0**	
Total	**767,404**	**32,274**	**512,798**	**661,617**	**320,947**	**125,062**	**231,297**	**29,585**	**45,560**	**669,685**	**4,438**	**3,400,666**	14.22

Data source: ARCOS (2006-2014) and Defendant Distribution Data (Walgreens 1/2006 - 3/2014)

Walgreens # 01393 (11/1998 to 12/2017)
DEA: AW2915847
1630 Ocean Ave
San Francisco, CA 94112

Anda, Inc Hydrocodone Shipments to Walgreens # 01393

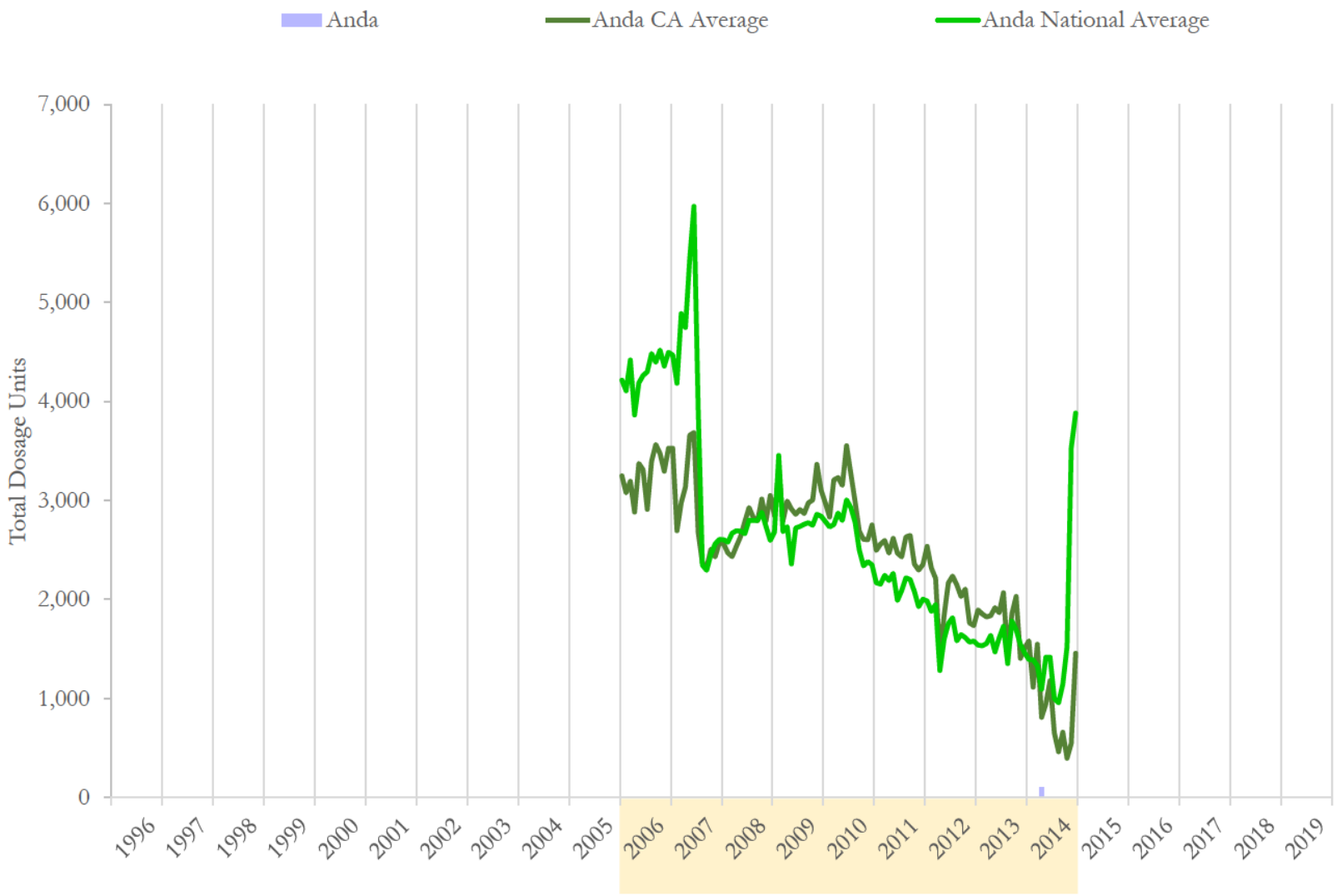

National and state averages reflect hydrocodone shipped from Anda, Inc to all active pharmacies each month.
Data source: ARCOS (2006-2014) and Defendant Distribution Data (Anda 12/1996 - 1/2015)

Walgreens # 01393 (11/1998 to 12/2017)
DEA: AW2915847
1630 Ocean Ave
San Francisco, CA 94112

Anda, Inc Hydrocodone Shipments to Walgreens # 01393

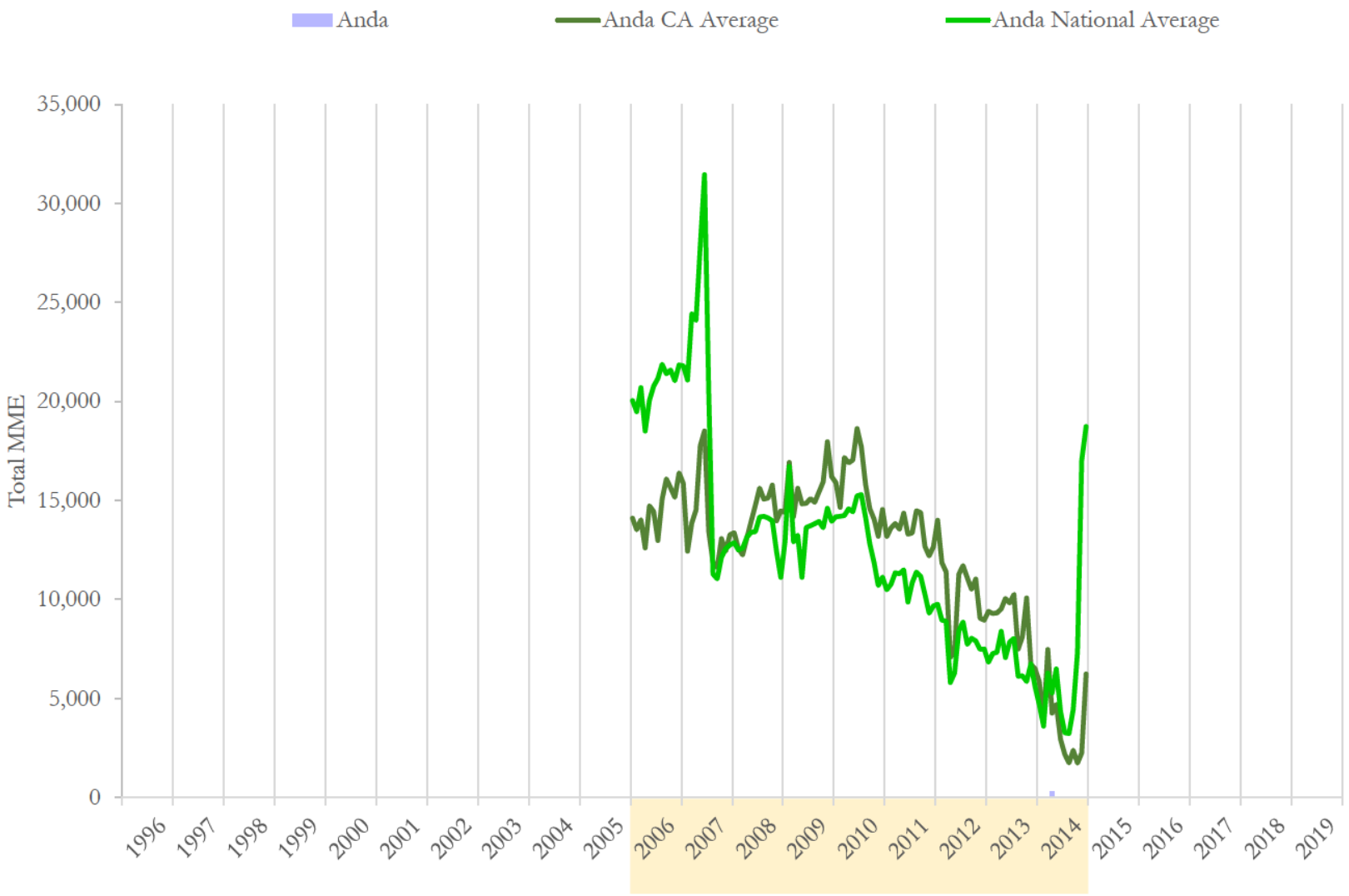

National and state averages reflect hydrocodone shipped from Anda, Inc to all active pharmacies each month.
Data source: ARCOS (2006-2014) and Defendant Distribution Data (Anda 12/1996 - 1/2015)

Walgreens # 01393 (11/1998 to 12/2017)
DEA: AW2915847
1630 Ocean Ave
San Francisco, CA 94112

Anda, Inc Hydrocodone Shipments to Walgreens # 01393

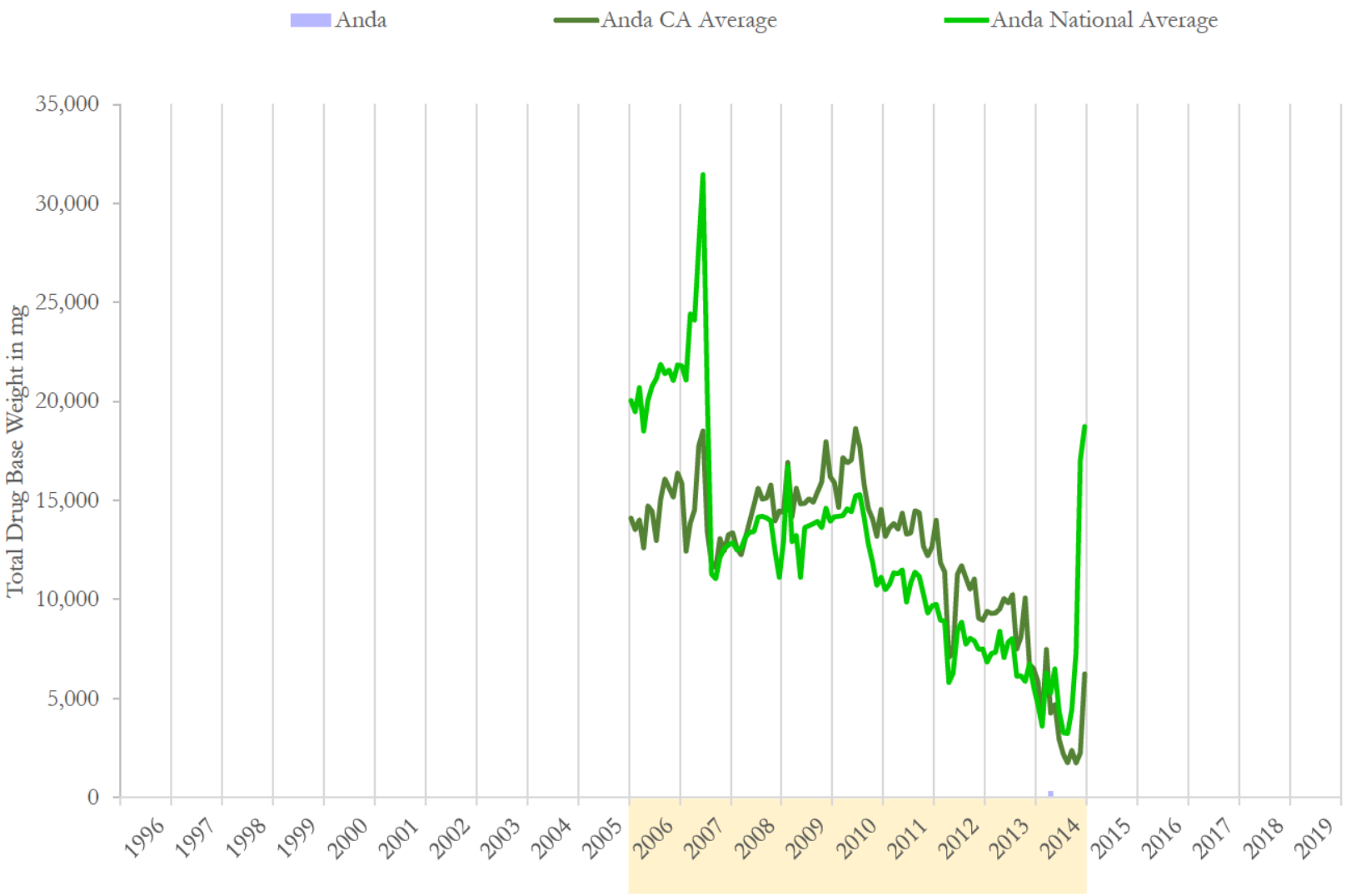

National and state averages reflect hydrocodone shipped from Anda, Inc to all active pharmacies each month.
Data source: ARCOS (2006-2014) and Defendant Distribution Data (Anda 12/1996 - 1/2015)

Walgreens # 01393 (11/1998 to 12/2017)
DEA: AW2915847
1630 Ocean Ave
San Francisco, CA 94112

Anda, Inc Hydrocodone Shipments to Walgreens # 01393

	Dosage Units		MME		Drug Base Weight in mg	
Date	Anda	% Change	Anda	% Change	Anda	% Change
01/2014	0	n/a	0	n/a	0	n/a
02/2014	0	n/a	0	n/a	0	n/a
03/2014	0	n/a	0	n/a	0	n/a
04/2014	100	n/a	303	n/a	303	n/a
05/2014	0	-100.0%	0	-100.0%	0	-100.0%
06/2014	0	n/a	0	n/a	0	n/a
07/2014	0	n/a	0	n/a	0	n/a
08/2014	0	n/a	0	n/a	0	n/a
09/2014	0	n/a	0	n/a	0	n/a
10/2014	0	n/a	0	n/a	0	n/a
11/2014	0	n/a	0	n/a	0	n/a
12/2014	0	n/a	0	n/a	0	n/a
01/2015	0	n/a	0	n/a	0	n/a
02/2015	0	n/a	0	n/a	0	n/a
03/2015	0	n/a	0	n/a	0	n/a
04/2015	0	n/a	0	n/a	0	n/a
05/2015	0	n/a	0	n/a	0	n/a
06/2015	0	n/a	0	n/a	0	n/a
07/2015	0	n/a	0	n/a	0	n/a
08/2015	0	n/a	0	n/a	0	n/a
09/2015	0	n/a	0	n/a	0	n/a
10/2015	0	n/a	0	n/a	0	n/a
11/2015	0	n/a	0	n/a	0	n/a
12/2015	0	n/a	0	n/a	0	n/a

Data source: ARCOS (2006-2014) and Defendant Distribution Data (Anda 12/1996 - 1/2015)

Walgreens # 01393 (11/1998 to 12/2017)
DEA: AW2915847
1630 Ocean Ave
San Francisco, CA 94112

Anda, Inc Hydrocodone Shipments to Walgreens # 01393

	Dosage Units		MME		Drug Base Weight in mg	
Date	**Anda**	**% Change**	**Anda**	**% Change**	**Anda**	**% Change**
1996	0		0		0	
1997	0	n/a	0	n/a	0	n/a
1998	0	n/a	0	n/a	0	n/a
1999	0	n/a	0	n/a	0	n/a
2000	0	n/a	0	n/a	0	n/a
2001	0	n/a	0	n/a	0	n/a
2002	0	n/a	0	n/a	0	n/a
2003	0	n/a	0	n/a	0	n/a
2004	0	n/a	0	n/a	0	n/a
2005	0	n/a	0	n/a	0	n/a
2006	0	n/a	0	n/a	0	n/a
2007	0	n/a	0	n/a	0	n/a
2008	0	n/a	0	n/a	0	n/a
2009	0	n/a	0	n/a	0	n/a
2010	0	n/a	0	n/a	0	n/a
2011	0	n/a	0	n/a	0	n/a
2012	0	n/a	0	n/a	0	n/a
2013	0	n/a	0	n/a	0	n/a
2014	100	n/a	303	n/a	303	n/a
2015	0	-100.0%	0	-100.0%	0	-100.0%
2016	0	n/a	0	n/a	0	n/a
2017	0	n/a	0	n/a	0	n/a
2018	0	n/a	0	n/a	0	n/a
2019	0	n/a	0	n/a	0	n/a
Total	**100**		**303**		**303**	

Data source: ARCOS (2006-2014) and Defendant Distribution Data (Anda 12/1996 - 1/2015)

Walgreens # 01393 (11/1998 to 12/2017)
DEA: AW2915847
1630 Ocean Ave
San Francisco, CA 94112

Anda, Inc Hydrocodone Shipments to Walgreens # 01393, by Strength

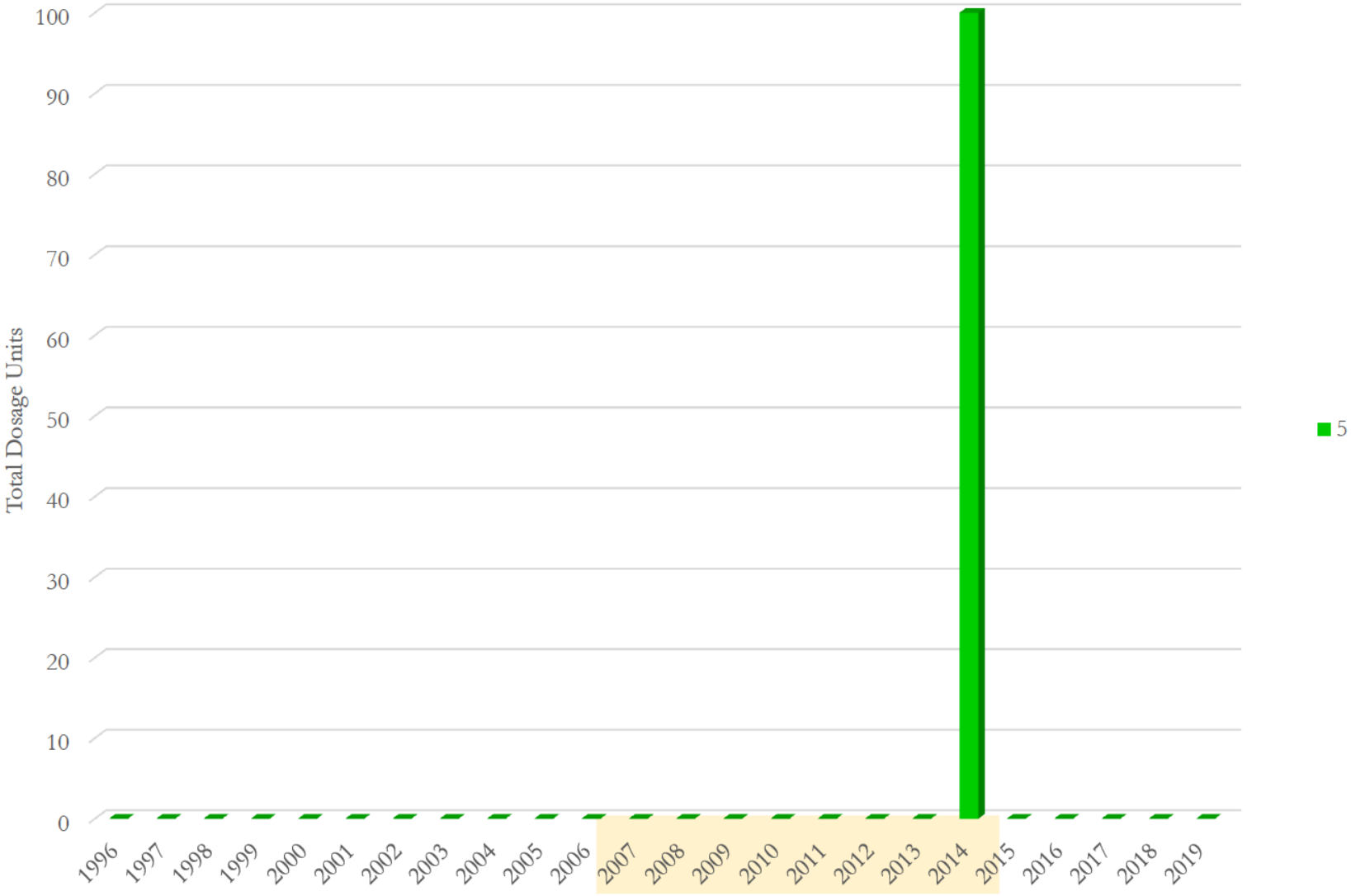

Data source: ARCOS (2006-2014) and Defendant Distribution Data (Anda 12/1996 - 1/2015)

Walgreens # 01393 (11/1998 to 12/2017)
DEA: AW2915847
1630 Ocean Ave
San Francisco, CA 94112

Anda, Inc Hydrocodone Shipments to Walgreens # 01393, by Strength

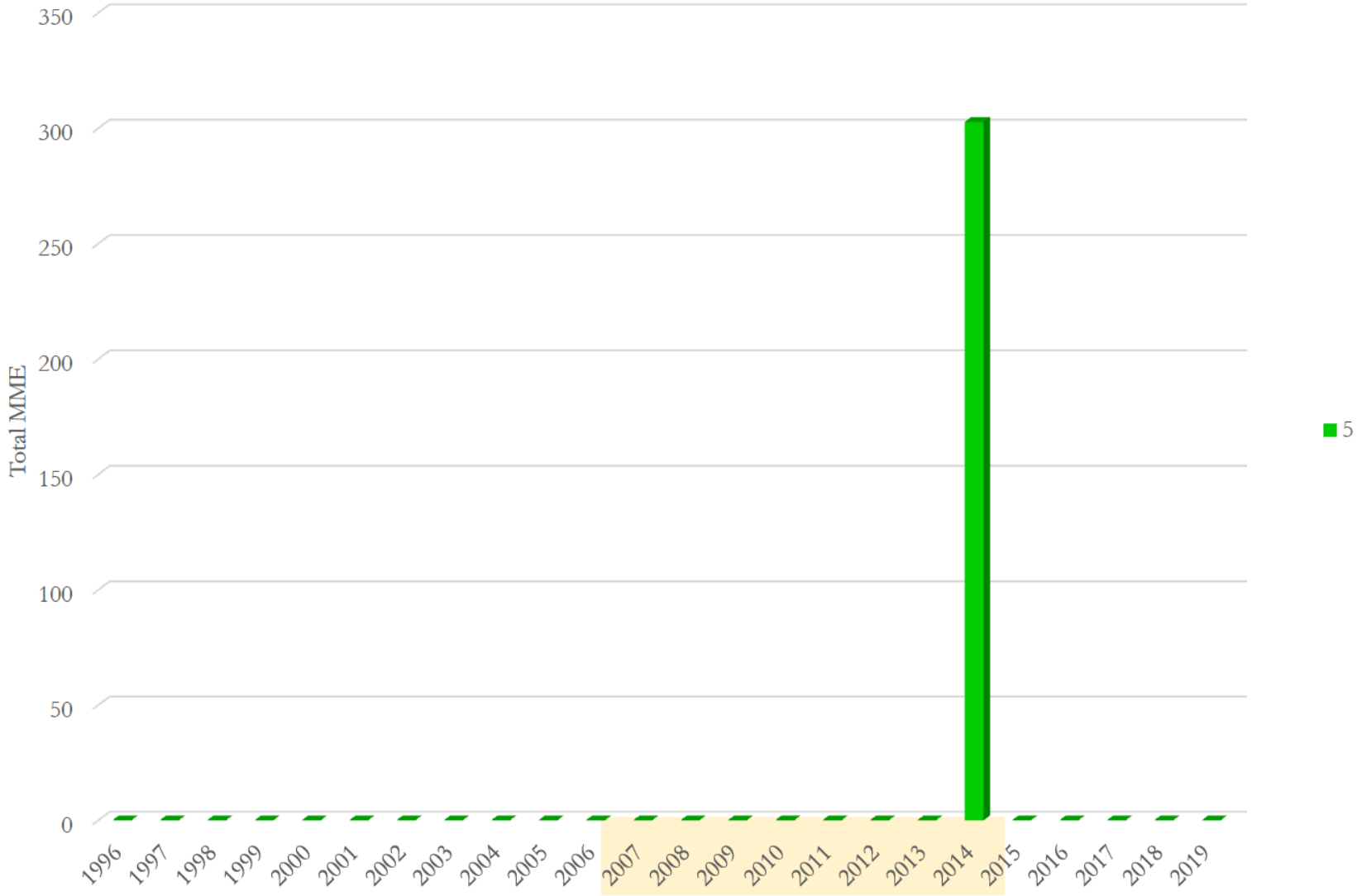

Data source: ARCOS (2006-2014) and Defendant Distribution Data (Anda 12/1996 - 1/2015)

Walgreens # 01393 (11/1998 to 12/2017)
DEA: AW2915847
1630 Ocean Ave
San Francisco, CA 94112

Anda, Inc Hydrocodone Shipments to Walgreens # 01393, by Strength

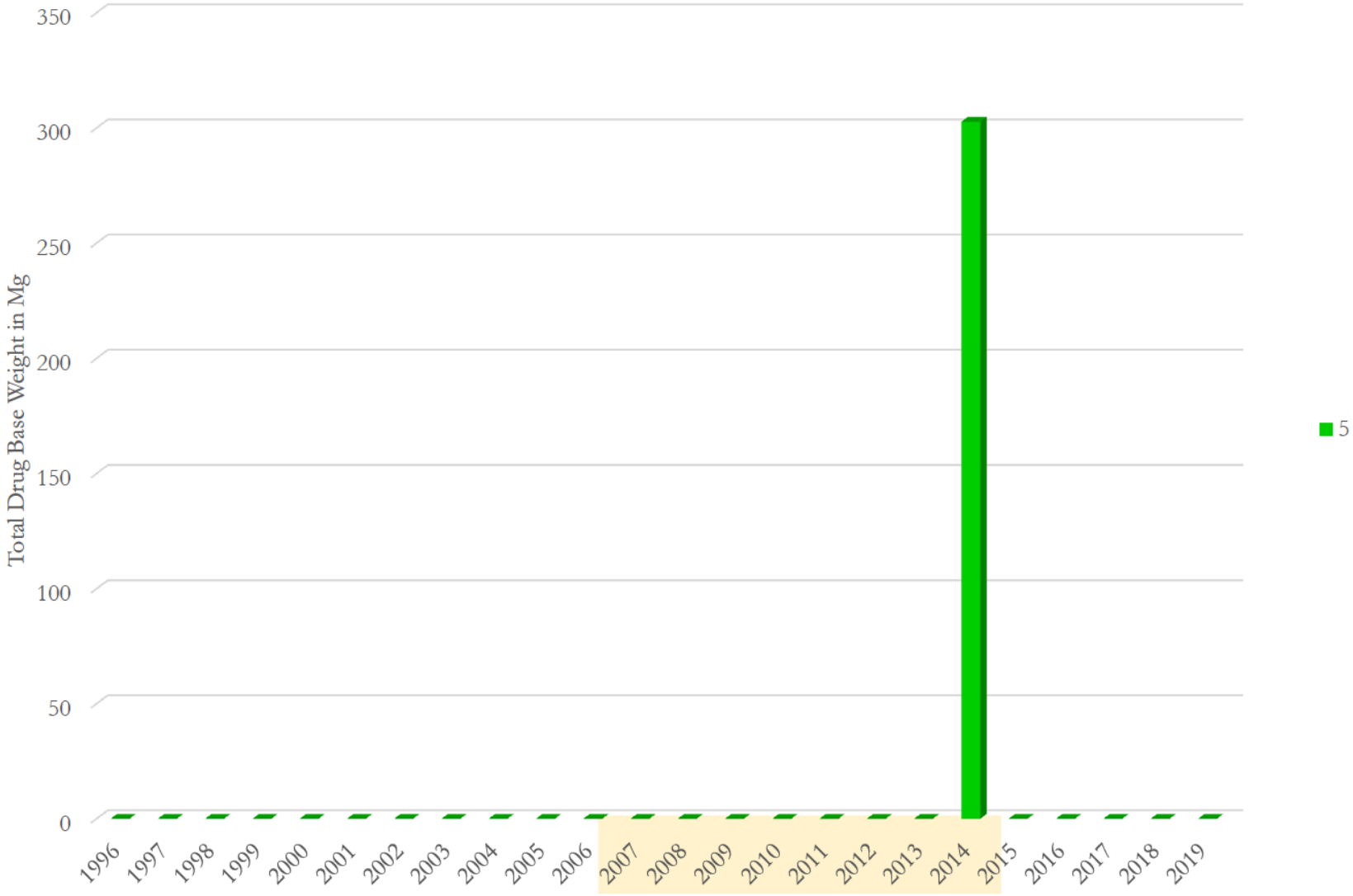

Data source: ARCOS (2006-2014) and Defendant Distribution Data (Anda 12/1996 - 1/2015)

Anda, Inc Hydrocodone Shipments to Walgreens # 01393, by Strength
(Total Dosage Units)

Strength Year\	5	Total	Avg. Str
1996	0	**0**	
1997	0	**0**	
1998	0	**0**	
1999	0	**0**	
2000	0	**0**	
2001	0	**0**	
2002	0	**0**	
2003	0	**0**	
2004	0	**0**	
2005	0	**0**	
2006	0	**0**	
2007	0	**0**	
2008	0	**0**	
2009	0	**0**	
2010	0	**0**	
2011	0	**0**	
2012	0	**0**	
2013	0	**0**	
2014	100	**100**	5.00
2015	0	**0**	
2016	0	**0**	
2017	0	**0**	
2018	0	**0**	
2019	0	**0**	
Total	**100**	**100**	5.00

Data source: ARCOS (2006-2014) and Defendant Distribution Data (Anda 12/1996 - 1/2015)

Anda, Inc Hydrocodone Shipments to Walgreens # 01393, by Strength
(Total MME)

Strength Year\	5	Total	Avg. Str
1996	0	**0**	
1997	0	**0**	
1998	0	**0**	
1999	0	**0**	
2000	0	**0**	
2001	0	**0**	
2002	0	**0**	
2003	0	**0**	
2004	0	**0**	
2005	0	**0**	
2006	0	**0**	
2007	0	**0**	
2008	0	**0**	
2009	0	**0**	
2010	0	**0**	
2011	0	**0**	
2012	0	**0**	
2013	0	**0**	
2014	303	**303**	5.00
2015	0	**0**	
2016	0	**0**	
2017	0	**0**	
2018	0	**0**	
2019	0	**0**	
Total	**303**	**303**	5.00

Data source: ARCOS (2006-2014) and Defendant Distribution Data (Anda 12/1996 - 1/2015)

Anda, Inc Hydrocodone Shipments to Walgreens # 01393, by Strength
(Total Drug Base Weight in Milligram)

Strength Year\	5	Total	Avg. Str
1996	0	**0**	
1997	0	**0**	
1998	0	**0**	
1999	0	**0**	
2000	0	**0**	
2001	0	**0**	
2002	0	**0**	
2003	0	**0**	
2004	0	**0**	
2005	0	**0**	
2006	0	**0**	
2007	0	**0**	
2008	0	**0**	
2009	0	**0**	
2010	0	**0**	
2011	0	**0**	
2012	0	**0**	
2013	0	**0**	
2014	303	**303**	5.00
2015	0	**0**	
2016	0	**0**	
2017	0	**0**	
2018	0	**0**	
2019	0	**0**	
Total	**303**	**303**	5.00

Data source: ARCOS (2006-2014) and Defendant Distribution Data (Anda 12/1996 - 1/2015)

Walgreens # 01393 (11/1998 to 12/2017)
DEA: AW2915847
1630 Ocean Ave
San Francisco, CA 94112

Walgreen Co Hydrocodone Shipments to Walgreens # 01393

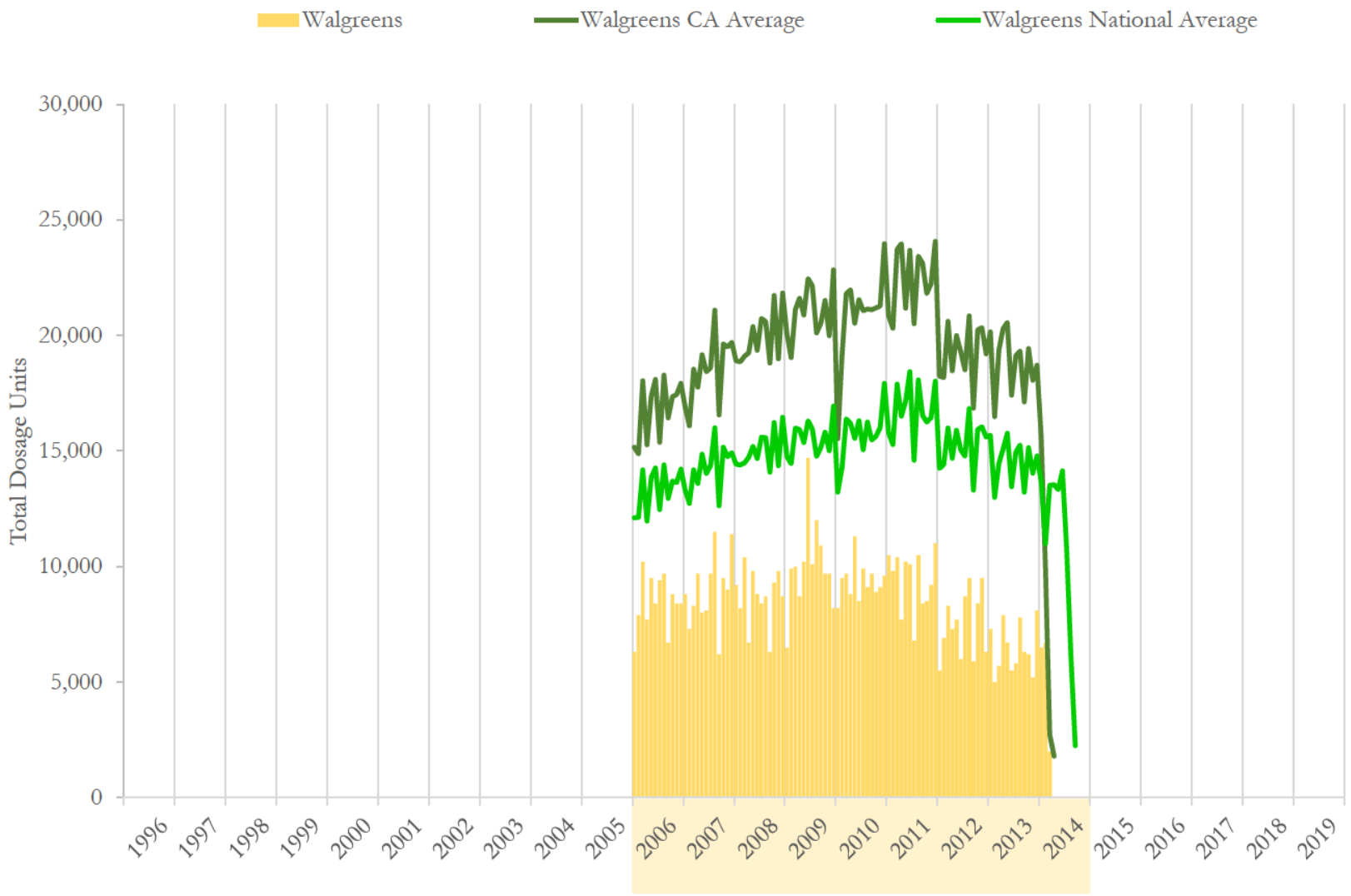

National and state averages reflect hydrocodone shipped from Walgreen Co to all active pharmacies each month.
Data source: ARCOS (2006-2014) and Defendant Distribution Data (Walgreens 1/2006 - 3/2014)

Walgreens # 01393 (11/1998 to 12/2017)
DEA: AW2915847
1630 Ocean Ave
San Francisco, CA 94112

Walgreen Co Hydrocodone Shipments to Walgreens # 01393

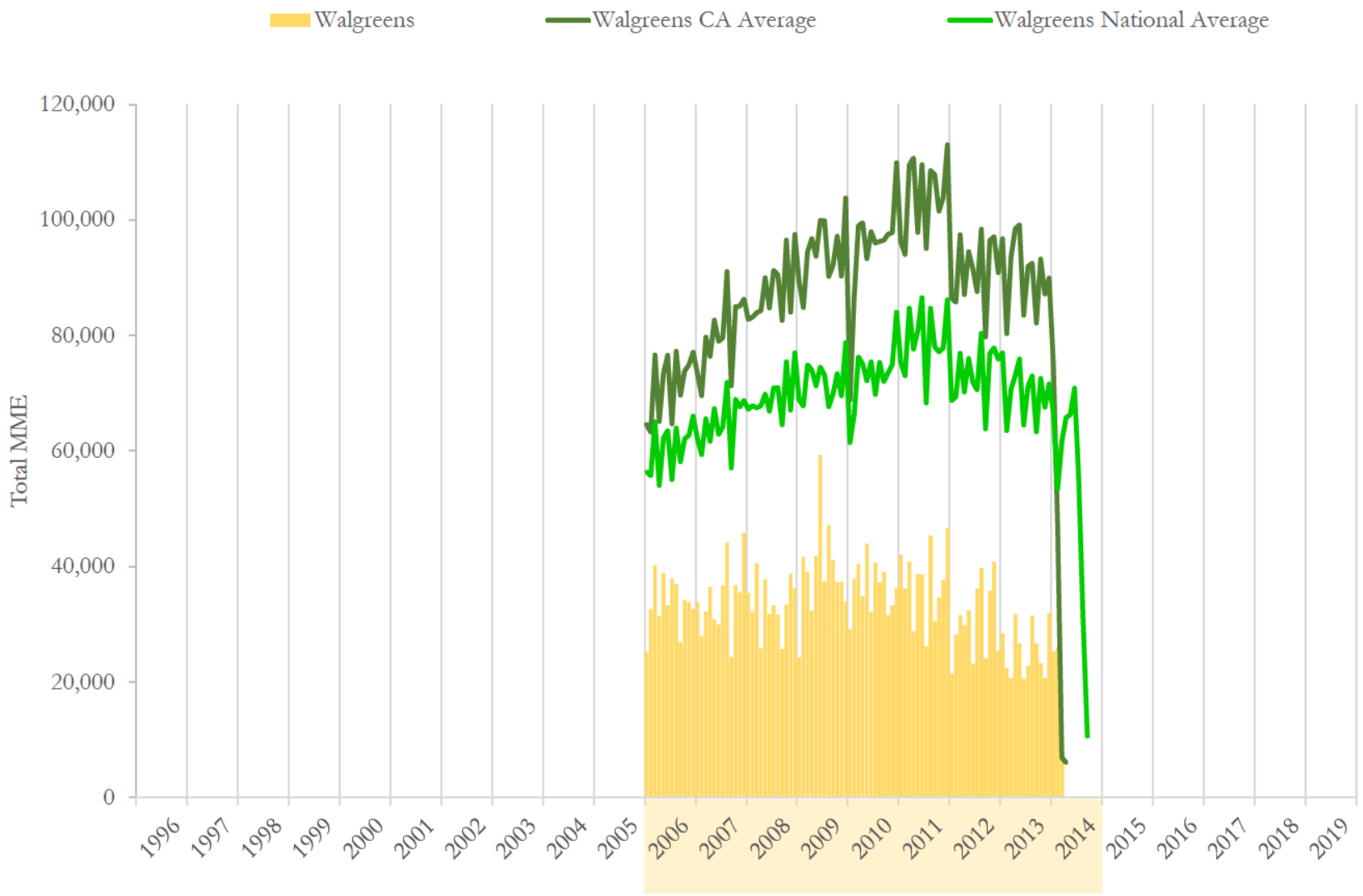

National and state averages reflect hydrocodone shipped from Walgreen Co to all active pharmacies each month.
Data source: ARCOS (2006-2014) and Defendant Distribution Data (Walgreens 1/2006 - 3/2014)

Walgreens # 01393 (11/1998 to 12/2017)
DEA: AW2915847
1630 Ocean Ave
San Francisco, CA 94112

Walgreen Co Hydrocodone Shipments to Walgreens # 01393

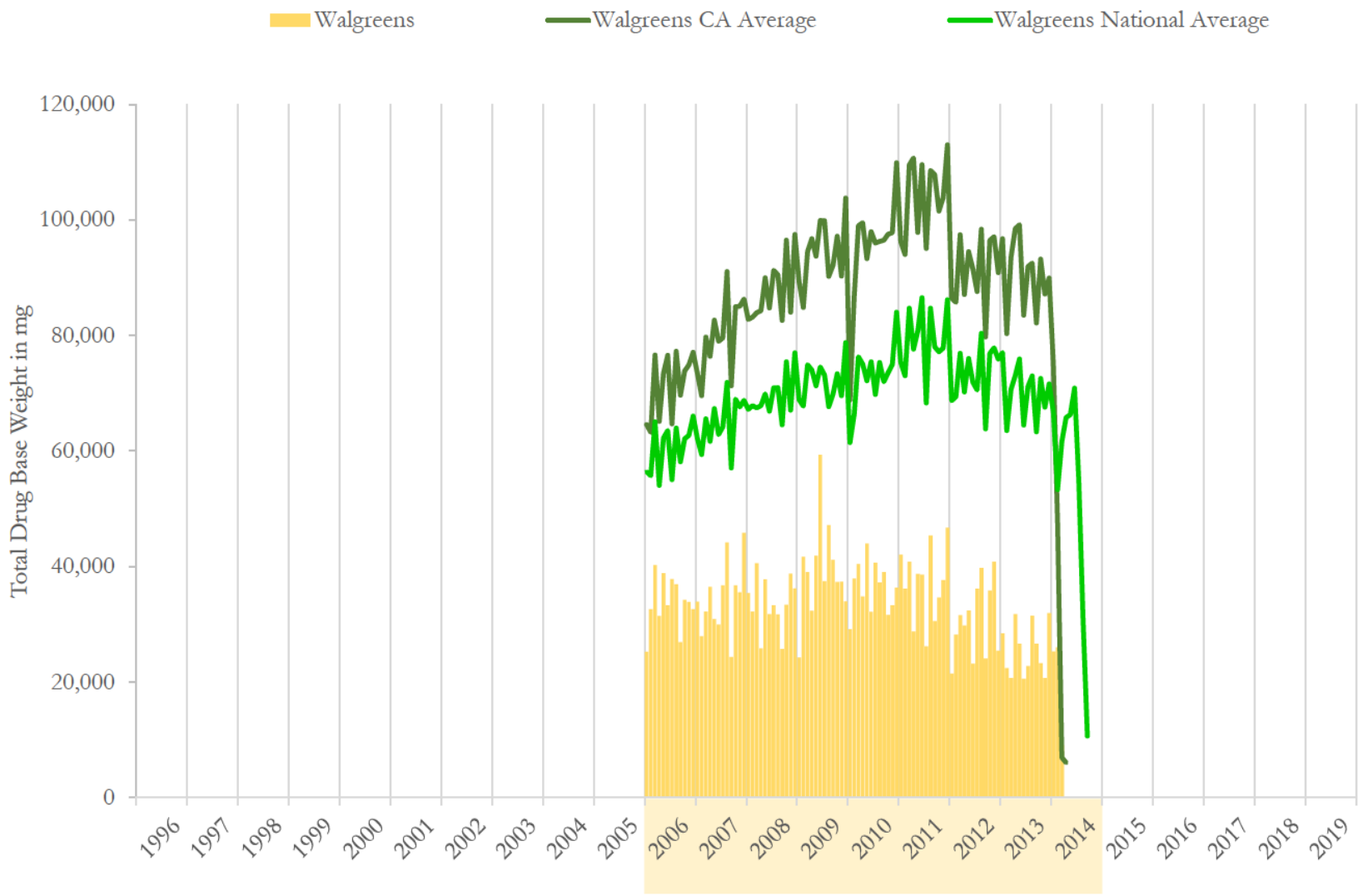

National and state averages reflect hydrocodone shipped from Walgreen Co to all active pharmacies each month.
Data source: ARCOS (2006-2014) and Defendant Distribution Data (Walgreens 1/2006 - 3/2014)

Walgreens # 01393 (11/1998 to 12/2017)
DEA: AW2915847
1630 Ocean Ave
San Francisco, CA 94112

Walgreen Co Hydrocodone Shipments to Walgreens # 01393

	Dosage Units		MME		Drug Base Weight in mg	
Date	Walgreens	% Change	Walgreens	% Change	Walgreens	% Change
01/2006	6,300	n/a	25,251	n/a	25,251	n/a
02/2006	7,900	25.4%	32,635	29.2%	32,635	29.2%
03/2006	10,200	29.1%	40,259	23.4%	40,259	23.4%
04/2006	7,700	-24.5%	31,448	-21.9%	31,448	-21.9%
05/2006	9,500	23.4%	38,864	23.6%	38,864	23.6%
06/2006	8,400	-11.6%	33,297	-14.3%	33,297	-14.3%
07/2006	9,400	11.9%	37,838	13.6%	37,838	13.6%
08/2006	9,700	3.2%	36,929	-2.4%	36,929	-2.4%
09/2006	6,700	-30.9%	26,908	-27.1%	26,908	-27.1%
10/2006	8,800	31.3%	34,205	27.1%	34,205	27.1%
11/2006	8,400	-4.5%	33,854	-1.0%	33,854	-1.0%
12/2006	8,400	0.0%	32,643	-3.6%	32,643	-3.6%
01/2007	8,800	4.8%	33,894	3.8%	33,894	3.8%
02/2007	7,300	-17.0%	27,984	-17.4%	27,984	-17.4%
03/2007	8,300	13.7%	32,197	15.1%	32,197	15.1%
04/2007	9,700	16.9%	36,451	13.2%	36,451	13.2%
05/2007	8,000	-17.5%	30,875	-15.3%	30,875	-15.3%
06/2007	8,100	1.3%	29,959	-3.0%	29,959	-3.0%
07/2007	9,700	19.8%	36,770	22.7%	36,770	22.7%
08/2007	11,500	18.6%	44,194	20.2%	44,194	20.2%
09/2007	6,200	-46.1%	24,351	-44.9%	24,351	-44.9%
10/2007	9,500	53.2%	36,770	51.0%	36,770	51.0%
11/2007	9,000	-5.3%	35,551	-3.3%	35,551	-3.3%
12/2007	11,400	26.7%	45,827	28.9%	45,827	28.9%

Data source: ARCOS (2006-2014) and Defendant Distribution Data (Walgreens 1/2006 - 3/2014)

Walgreens # 01393 (11/1998 to 12/2017)
DEA: AW2915847
1630 Ocean Ave
San Francisco, CA 94112

Walgreen Co Hydrocodone Shipments to Walgreens # 01393

	Dosage Units		MME		Drug Base Weight in mg	
Date	Walgreens	% Change	Walgreens	% Change	Walgreens	% Change
01/2008	9,200	-19.3%	35,383	-22.8%	35,383	-22.8%
02/2008	8,200	-10.9%	32,172	-9.1%	32,172	-9.1%
03/2008	10,400	26.8%	40,546	26.0%	40,546	26.0%
04/2008	6,700	-35.6%	25,832	-36.3%	25,832	-36.3%
05/2008	9,800	46.3%	37,789	46.3%	37,789	46.3%
06/2008	8,800	-10.2%	31,759	-16.0%	31,759	-16.0%
07/2008	8,400	-4.5%	33,326	4.9%	33,326	4.9%
08/2008	8,700	3.6%	31,735	-4.8%	31,735	-4.8%
09/2008	6,300	-27.6%	25,783	-18.8%	25,783	-18.8%
10/2008	9,300	47.6%	33,383	29.5%	33,383	29.5%
11/2008	9,800	5.4%	38,783	16.2%	38,783	16.2%
12/2008	8,700	-11.2%	36,218	-6.6%	36,218	-6.6%
01/2009	6,500	-25.3%	24,246	-33.1%	24,246	-33.1%
02/2009	9,900	52.3%	41,675	71.9%	41,675	71.9%
03/2009	10,000	1.0%	39,070	-6.3%	39,070	-6.3%
04/2009	8,700	-13.0%	32,365	-17.2%	32,365	-17.2%
05/2009	10,200	17.2%	41,843	29.3%	41,843	29.3%
06/2009	14,700	44.1%	59,343	41.8%	59,343	41.8%
07/2009	10,100	-31.3%	37,462	-36.9%	37,462	-36.9%
08/2009	12,000	18.8%	47,170	25.9%	47,170	25.9%
09/2009	10,900	-9.2%	41,167	-12.7%	41,167	-12.7%
10/2009	9,700	-11.0%	37,310	-9.4%	37,310	-9.4%
11/2009	9,700	0.0%	37,367	0.2%	37,367	0.2%
12/2009	8,200	-15.5%	33,964	-9.1%	33,964	-9.1%

Data source: ARCOS (2006-2014) and Defendant Distribution Data (Walgreens 1/2006 - 3/2014)

Walgreens # 01393 (11/1998 to 12/2017)
DEA: AW2915847
1630 Ocean Ave
San Francisco, CA 94112

Walgreen Co Hydrocodone Shipments to Walgreens # 01393

	Dosage Units		MME		Drug Base Weight in mg	
Date	Walgreens	% Change	Walgreens	% Change	Walgreens	% Change
01/2010	8,200	0.0%	29,186	-14.1%	29,186	-14.1%
02/2010	9,500	15.9%	37,916	29.9%	37,916	29.9%
03/2010	9,700	2.1%	40,448	6.7%	40,448	6.7%
04/2010	8,800	-9.3%	34,832	-13.9%	34,832	-13.9%
05/2010	11,300	28.4%	43,978	26.3%	43,978	26.3%
06/2010	8,500	-24.8%	32,164	-26.9%	32,164	-26.9%
07/2010	9,900	16.5%	40,640	26.4%	40,640	26.4%
08/2010	9,100	-8.1%	37,254	-8.3%	37,254	-8.3%
09/2010	9,700	6.6%	39,070	4.9%	39,070	4.9%
10/2010	8,900	-8.2%	31,624	-19.1%	31,624	-19.1%
11/2010	9,100	2.2%	33,273	5.2%	33,273	5.2%
12/2010	9,600	5.5%	36,345	9.2%	36,345	9.2%
01/2011	10,500	9.4%	42,059	15.7%	42,059	15.7%
02/2011	9,800	-6.7%	36,173	-14.0%	36,173	-14.0%
03/2011	10,400	6.1%	40,865	13.0%	40,865	13.0%
04/2011	7,700	-26.0%	28,757	-29.6%	28,757	-29.6%
05/2011	10,200	32.5%	38,729	34.7%	38,729	34.7%
06/2011	10,100	-1.0%	38,562	-0.4%	38,562	-0.4%
07/2011	6,800	-32.7%	26,184	-32.1%	26,184	-32.1%
08/2011	10,500	54.4%	45,405	73.4%	45,405	73.4%
09/2011	8,400	-20.0%	30,556	-32.7%	30,556	-32.7%
10/2011	8,500	1.2%	34,659	13.4%	34,659	13.4%
11/2011	9,200	8.2%	37,686	8.7%	37,686	8.7%
12/2011	11,000	19.6%	46,727	24.0%	46,727	24.0%

Data source: ARCOS (2006-2014) and Defendant Distribution Data (Walgreens 1/2006 - 3/2014)

Walgreens # 01393 (11/1998 to 12/2017)
DEA: AW2915847
1630 Ocean Ave
San Francisco, CA 94112

Walgreen Co Hydrocodone Shipments to Walgreens # 01393

	Dosage Units		MME		Drug Base Weight in mg	
Date	Walgreens	% Change	Walgreens	% Change	Walgreens	% Change
01/2012	5,500	-50.0%	21,475	-54.0%	21,475	-54.0%
02/2012	6,900	25.5%	28,221	31.4%	28,221	31.4%
03/2012	8,300	20.3%	31,583	11.9%	31,583	11.9%
04/2012	7,300	-12.0%	29,767	-5.8%	29,767	-5.8%
05/2012	7,700	5.5%	32,389	8.8%	32,389	8.8%
06/2012	6,000	-22.1%	23,157	-28.5%	23,157	-28.5%
07/2012	8,700	45.0%	36,173	56.2%	36,173	56.2%
08/2012	9,500	9.2%	39,797	10.0%	39,797	10.0%
09/2012	5,900	-37.9%	24,065	-39.5%	24,065	-39.5%
10/2012	8,400	42.4%	35,870	49.1%	35,870	49.1%
11/2012	9,500	13.1%	40,848	13.9%	40,848	13.9%
12/2012	6,300	-33.7%	25,427	-37.8%	25,427	-37.8%
01/2013	7,300	15.9%	28,421	11.8%	28,421	11.8%
02/2013	5,000	-31.5%	22,384	-21.2%	22,384	-21.2%
03/2013	5,700	14.0%	20,727	-7.4%	20,727	-7.4%
04/2013	7,900	38.6%	31,759	53.2%	31,759	53.2%
05/2013	6,700	-15.2%	26,638	-16.1%	26,638	-16.1%
06/2013	5,500	-17.9%	20,584	-22.7%	20,584	-22.7%
07/2013	5,800	5.5%	22,805	10.8%	22,805	10.8%
08/2013	7,800	34.5%	31,481	38.0%	31,481	38.0%
09/2013	6,300	-19.2%	26,621	-15.4%	26,621	-15.4%
10/2013	6,200	-1.6%	23,284	-12.5%	23,284	-12.5%
11/2013	5,200	-16.1%	20,719	-11.0%	20,719	-11.0%
12/2013	8,100	55.8%	31,935	54.1%	31,935	54.1%

Data source: ARCOS (2006-2014) and Defendant Distribution Data (Walgreens 1/2006 - 3/2014)

Walgreen Co Hydrocodone Shipments to Walgreens # 01393

	Dosage Units		MME		Drug Base Weight in mg	
Date	Walgreens	% Change	Walgreens	% Change	Walgreens	% Change
01/2014	6,500	-19.8%	25,275	-20.9%	25,275	-20.9%
02/2014	6,700	3.1%	26,016	2.9%	26,016	2.9%
03/2014	2,000	-70.1%	9,081	-65.1%	9,081	-65.1%
04/2014	0	-100.0%	0	-100.0%	0	-100.0%
05/2014	0	n/a	0	n/a	0	n/a
06/2014	0	n/a	0	n/a	0	n/a
07/2014	0	n/a	0	n/a	0	n/a
08/2014	0	n/a	0	n/a	0	n/a
09/2014	0	n/a	0	n/a	0	n/a
10/2014	0	n/a	0	n/a	0	n/a
11/2014	0	n/a	0	n/a	0	n/a
12/2014	0	n/a	0	n/a	0	n/a
01/2015	0	n/a	0	n/a	0	n/a
02/2015	0	n/a	0	n/a	0	n/a
03/2015	0	n/a	0	n/a	0	n/a
04/2015	0	n/a	0	n/a	0	n/a
05/2015	0	n/a	0	n/a	0	n/a
06/2015	0	n/a	0	n/a	0	n/a
07/2015	0	n/a	0	n/a	0	n/a
08/2015	0	n/a	0	n/a	0	n/a
09/2015	0	n/a	0	n/a	0	n/a
10/2015	0	n/a	0	n/a	0	n/a
11/2015	0	n/a	0	n/a	0	n/a
12/2015	0	n/a	0	n/a	0	n/a

Data source: ARCOS (2006-2014) and Defendant Distribution Data (Walgreens 1/2006 - 3/2014)

Walgreens # 01393 (11/1998 to 12/2017)
DEA: AW2915847
1630 Ocean Ave
San Francisco, CA 94112

Walgreen Co Hydrocodone Shipments to Walgreens # 01393

	Dosage Units		MME		Drug Base Weight in mg	
Date	Walgreens	% Change	Walgreens	% Change	Walgreens	% Change
1996	0		0		0	
1997	0	n/a	0	n/a	0	n/a
1998	0	n/a	0	n/a	0	n/a
1999	0	n/a	0	n/a	0	n/a
2000	0	n/a	0	n/a	0	n/a
2001	0	n/a	0	n/a	0	n/a
2002	0	n/a	0	n/a	0	n/a
2003	0	n/a	0	n/a	0	n/a
2004	0	n/a	0	n/a	0	n/a
2005	0	n/a	0	n/a	0	n/a
2006	101,400	n/a	404,131	n/a	404,131	n/a
2007	107,500	6.0%	414,823	2.6%	414,823	2.6%
2008	104,300	-3.0%	402,711	-2.9%	402,711	-2.9%
2009	120,600	15.6%	472,981	17.4%	472,981	17.4%
2010	112,300	-6.9%	436,730	-7.7%	436,730	-7.7%
2011	113,100	0.7%	446,360	2.2%	446,360	2.2%
2012	90,000	-20.4%	368,772	-17.4%	368,772	-17.4%
2013	77,500	-13.9%	307,356	-16.7%	307,356	-16.7%
2014	15,200	-80.4%	60,372	-80.4%	60,372	-80.4%
2015	0	-100.0%	0	-100.0%	0	-100.0%
2016	0	n/a	0	n/a	0	n/a
2017	0	n/a	0	n/a	0	n/a
2018	0	n/a	0	n/a	0	n/a
2019	0	n/a	0	n/a	0	n/a
Total	**841,900**		**3,314,237**		**3,314,237**	

Data source: ARCOS (2006-2014) and Defendant Distribution Data (Walgreens 1/2006 - 3/2014)

Walgreens # 01393 (11/1998 to 12/2017)
DEA: AW2915847
1630 Ocean Ave
San Francisco, CA 94112

Walgreen Co Hydrocodone Shipments to Walgreens # 01393, by Strength

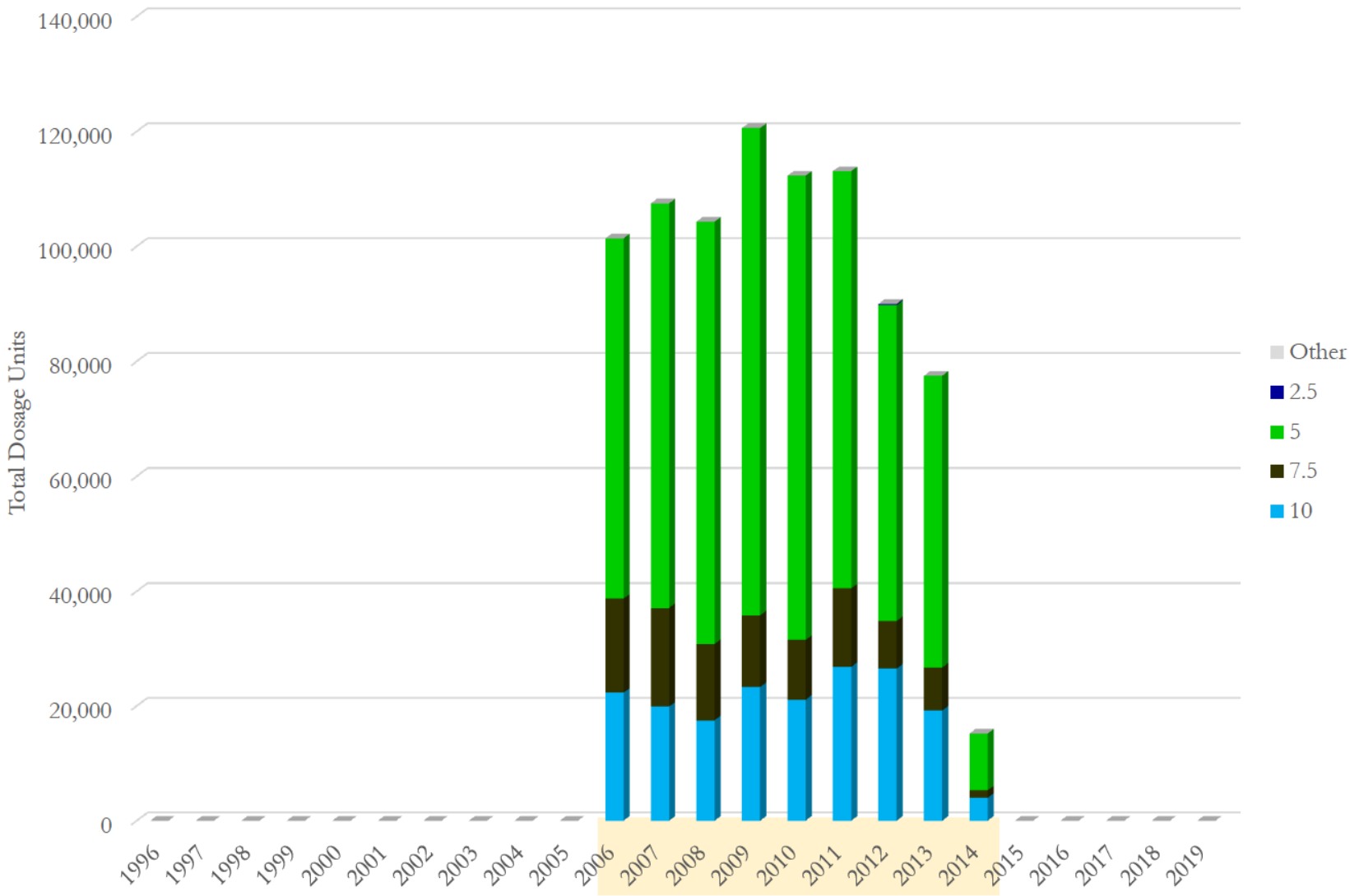

Data source: ARCOS (2006-2014) and Defendant Distribution Data (Walgreens 1/2006 - 3/2014)

Walgreens # 01393 (11/1998 to 12/2017)
DEA: AW2915847
1630 Ocean Ave
San Francisco, CA 94112

Walgreen Co Hydrocodone Shipments to Walgreens # 01393, by Strength

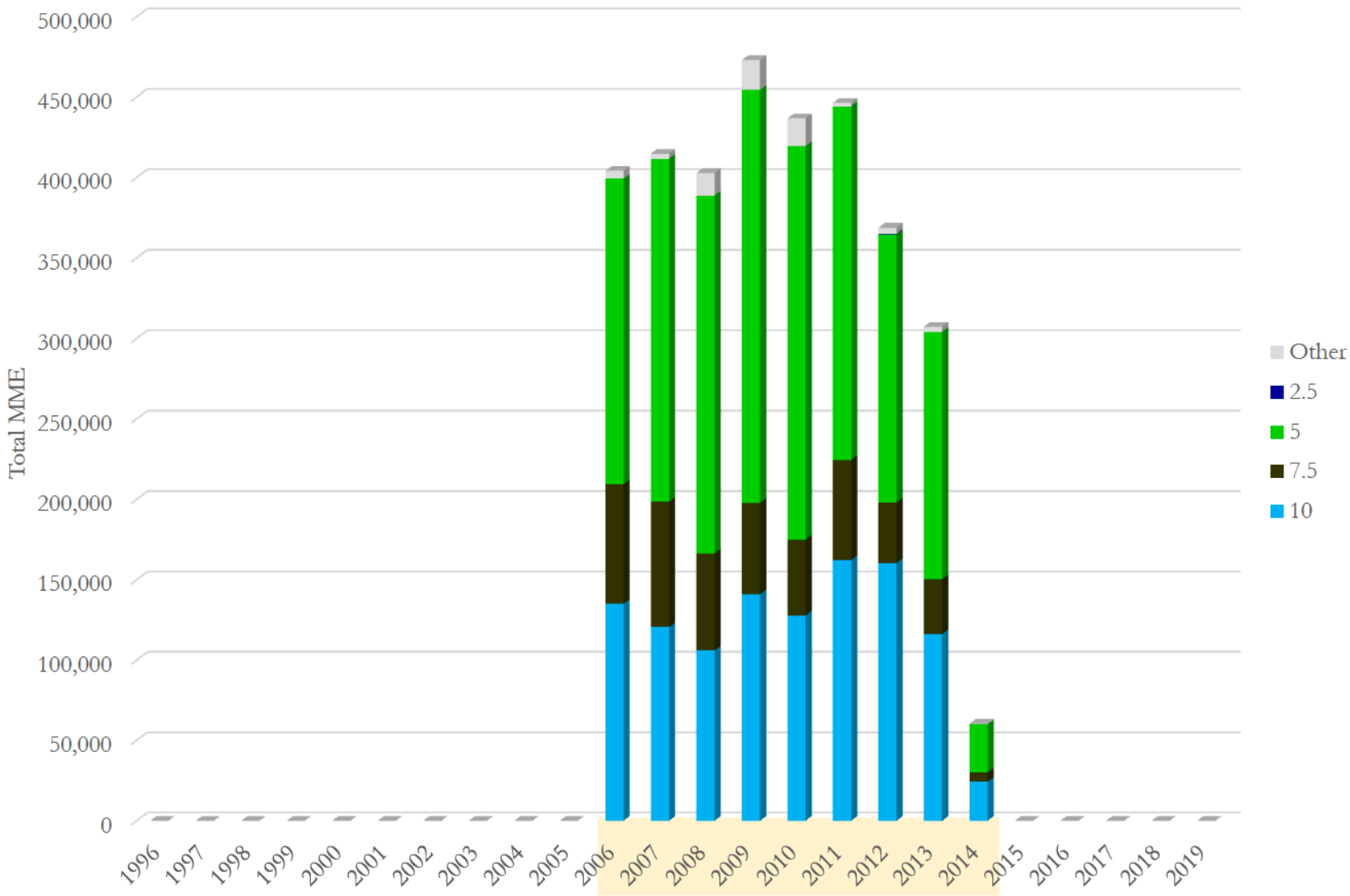

Data source: ARCOS (2006-2014) and Defendant Distribution Data (Walgreens 1/2006 - 3/2014)

Walgreens # 01393 (11/1998 to 12/2017)
DEA: AW2915847
1630 Ocean Ave
San Francisco, CA 94112

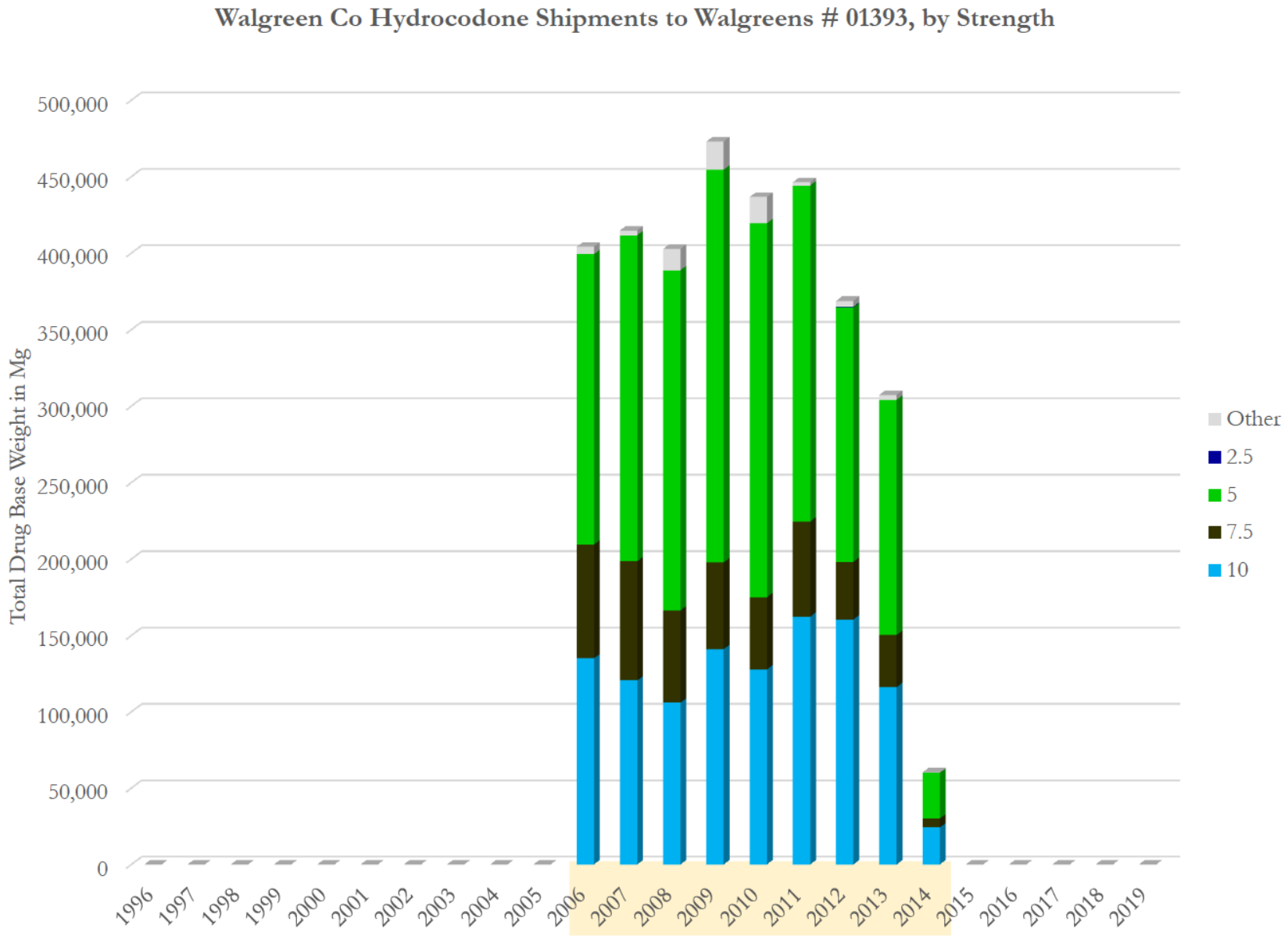

Data source: ARCOS (2006-2014) and Defendant Distribution Data (Walgreens 1/2006 - 3/2014)

Walgreens # 01393 (11/1998 to 12/2017)
DEA: AW2915847
1630 Ocean Ave
San Francisco, CA 94112

Walgreen Co Hydrocodone Shipments to Walgreens # 01393, by Strength
(Total Dosage Units)

Strength Year\	10	7.5	5	2.5	Other	Total	Avg. Str
1996	0	0	0	0	0	**0**	
1997	0	0	0	0	0	**0**	
1998	0	0	0	0	0	**0**	
1999	0	0	0	0	0	**0**	
2000	0	0	0	0	0	**0**	
2001	0	0	0	0	0	**0**	
2002	0	0	0	0	0	**0**	
2003	0	0	0	0	0	**0**	
2004	0	0	0	0	0	**0**	
2005	0	0	0	0	0	**0**	
2006	22,300	16,400	62,700	0	0	**101,400**	6.50
2007	19,900	17,200	70,400	0	0	**107,500**	6.33
2008	17,500	13,300	73,500	0	0	**104,300**	6.16
2009	23,300	12,500	84,800	0	0	**120,600**	6.23
2010	21,100	10,400	80,800	0	0	**112,300**	6.17
2011	26,800	13,700	72,600	0	0	**113,100**	6.49
2012	26,500	8,300	55,000	200	0	**90,000**	6.70
2013	19,200	7,500	50,800	0	0	**77,500**	6.48
2014	4,000	1,300	9,900	0	0	**15,200**	6.53
2015	0	0	0	0	0	**0**	
2016	0	0	0	0	0	**0**	
2017	0	0	0	0	0	**0**	
2018	0	0	0	0	0	**0**	
2019	0	0	0	0	0	**0**	
Total	**180,600**	**100,600**	**560,500**	**200**	**0**	**841,900**	6.37

Data source: ARCOS (2006-2014) and Defendant Distribution Data (Walgreens 1/2006 - 3/2014)

Walgreens # 01393 (11/1998 to 12/2017)
DEA: AW2915847
1630 Ocean Ave
San Francisco, CA 94112

Walgreen Co Hydrocodone Shipments to Walgreens # 01393, by Strength (Total MME)

Strength / Year\	10	7.5	5	2.5	Other	Total	Avg. Str
1996	0	0	0	0	0	**0**	
1997	0	0	0	0	0	**0**	
1998	0	0	0	0	0	**0**	
1999	0	0	0	0	0	**0**	
2000	0	0	0	0	0	**0**	
2001	0	0	0	0	0	**0**	
2002	0	0	0	0	0	**0**	
2003	0	0	0	0	0	**0**	
2004	0	0	0	0	0	**0**	
2005	0	0	0	0	0	**0**	
2006	135,004	74,464	189,793	0	4,870	**404,131**	6.50
2007	120,475	78,097	213,101	0	3,151	**414,823**	6.33
2008	105,945	60,389	222,485	0	13,892	**402,711**	6.16
2009	141,058	56,756	256,690	0	18,477	**472,981**	6.23
2010	127,739	47,221	244,582	0	17,188	**436,730**	6.17
2011	162,247	62,205	219,760	0	2,148	**446,360**	6.49
2012	160,431	37,686	166,485	303	3,867	**368,772**	6.70
2013	116,237	34,054	153,772	0	3,294	**307,356**	6.48
2014	24,216	5,903	29,967	0	286	**60,372**	6.53
2015	0	0	0	0	0	**0**	
2016	0	0	0	0	0	**0**	
2017	0	0	0	0	0	**0**	
2018	0	0	0	0	0	**0**	
2019	0	0	0	0	0	**0**	
Total	**1,093,352**	**456,774**	**1,696,634**	**303**	**67,174**	**3,314,237**	6.37

Data source: ARCOS (2006-2014) and Defendant Distribution Data (Walgreens 1/2006 - 3/2014)

Walgreens # 01393 (11/1998 to 12/2017)
DEA: AW2915847
1630 Ocean Ave
San Francisco, CA 94112

Walgreen Co Hydrocodone Shipments to Walgreens # 01393, by Strength
(Total Drug Base Weight in Milligram)

Strength Year\	10	7.5	5	2.5	Other	Total	Avg. Str
1996	0	0	0	0	0	**0**	
1997	0	0	0	0	0	**0**	
1998	0	0	0	0	0	**0**	
1999	0	0	0	0	0	**0**	
2000	0	0	0	0	0	**0**	
2001	0	0	0	0	0	**0**	
2002	0	0	0	0	0	**0**	
2003	0	0	0	0	0	**0**	
2004	0	0	0	0	0	**0**	
2005	0	0	0	0	0	**0**	
2006	135,004	74,464	189,793	0	4,870	**404,131**	6.50
2007	120,475	78,097	213,101	0	3,151	**414,823**	6.33
2008	105,945	60,389	222,485	0	13,892	**402,711**	6.16
2009	141,058	56,756	256,690	0	18,477	**472,981**	6.23
2010	127,739	47,221	244,582	0	17,188	**436,730**	6.17
2011	162,247	62,205	219,760	0	2,148	**446,360**	6.49
2012	160,431	37,686	166,485	303	3,867	**368,772**	6.70
2013	116,237	34,054	153,772	0	3,294	**307,356**	6.48
2014	24,216	5,903	29,967	0	286	**60,372**	6.53
2015	0	0	0	0	0	**0**	
2016	0	0	0	0	0	**0**	
2017	0	0	0	0	0	**0**	
2018	0	0	0	0	0	**0**	
2019	0	0	0	0	0	**0**	
Total	**1,093,352**	**456,774**	**1,696,634**	**303**	**67,174**	**3,314,237**	6.37

Data source: ARCOS (2006-2014) and Defendant Distribution Data (Walgreens 1/2006 - 3/2014)

Walgreens # 03706 (1/1996 to 12/2017)
DEA: BW4359116
3838 California Street
San Francisco, CA 94118

Walgreen Co Oxycodone Shipments to Walgreens # 03706

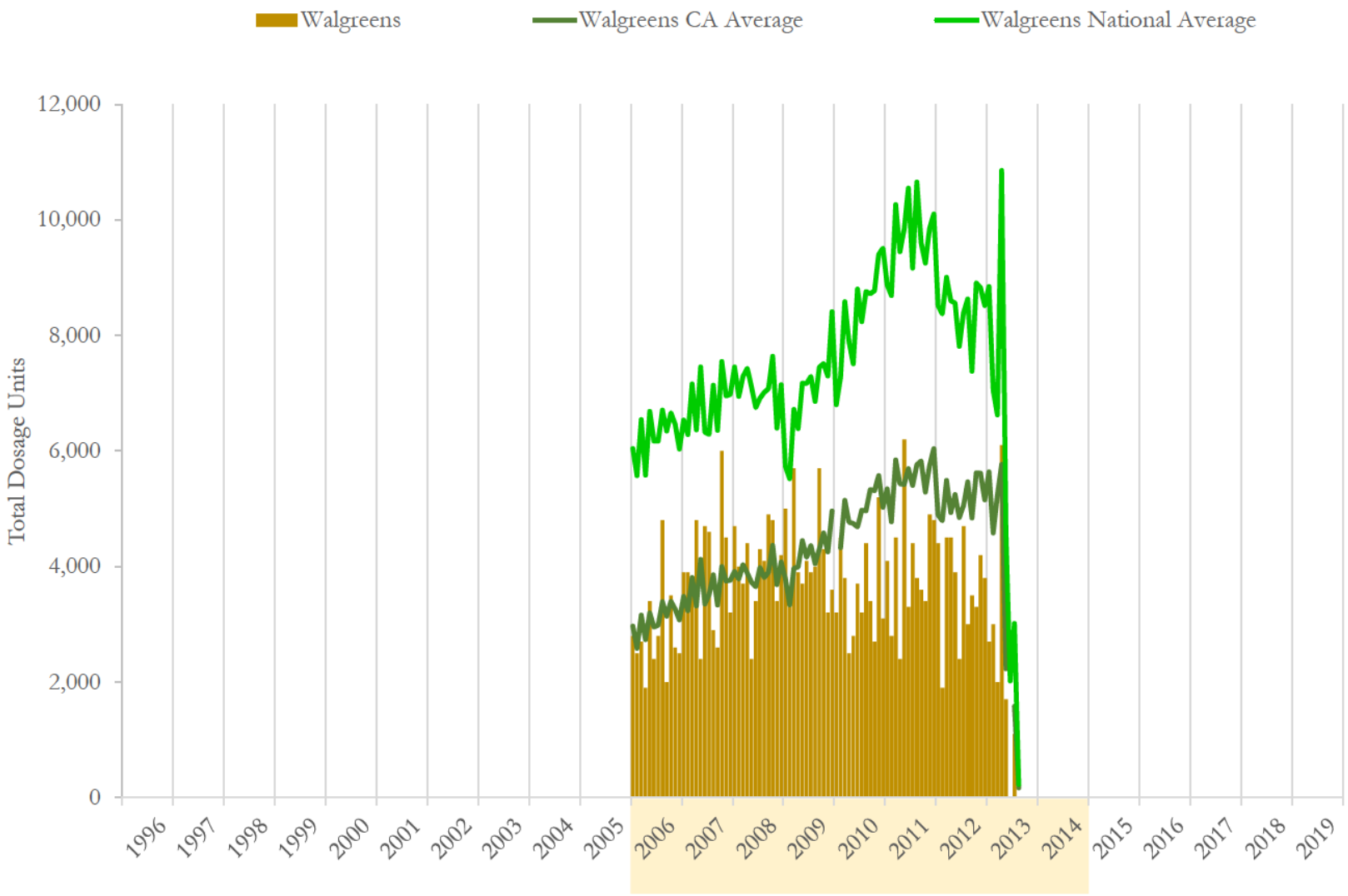

National and state averages reflect oxycodone shipped from Walgreen Co to all active pharmacies each month.
Data source: ARCOS (2006-2014) and Defendant Distribution Data (Walgreens 1/2006 - 3/2014)

Walgreens # 03706 (1/1996 to 12/2017)
DEA: BW4359116
3838 California Street
San Francisco, CA 94118

Walgreen Co Oxycodone Shipments to Walgreens # 03706

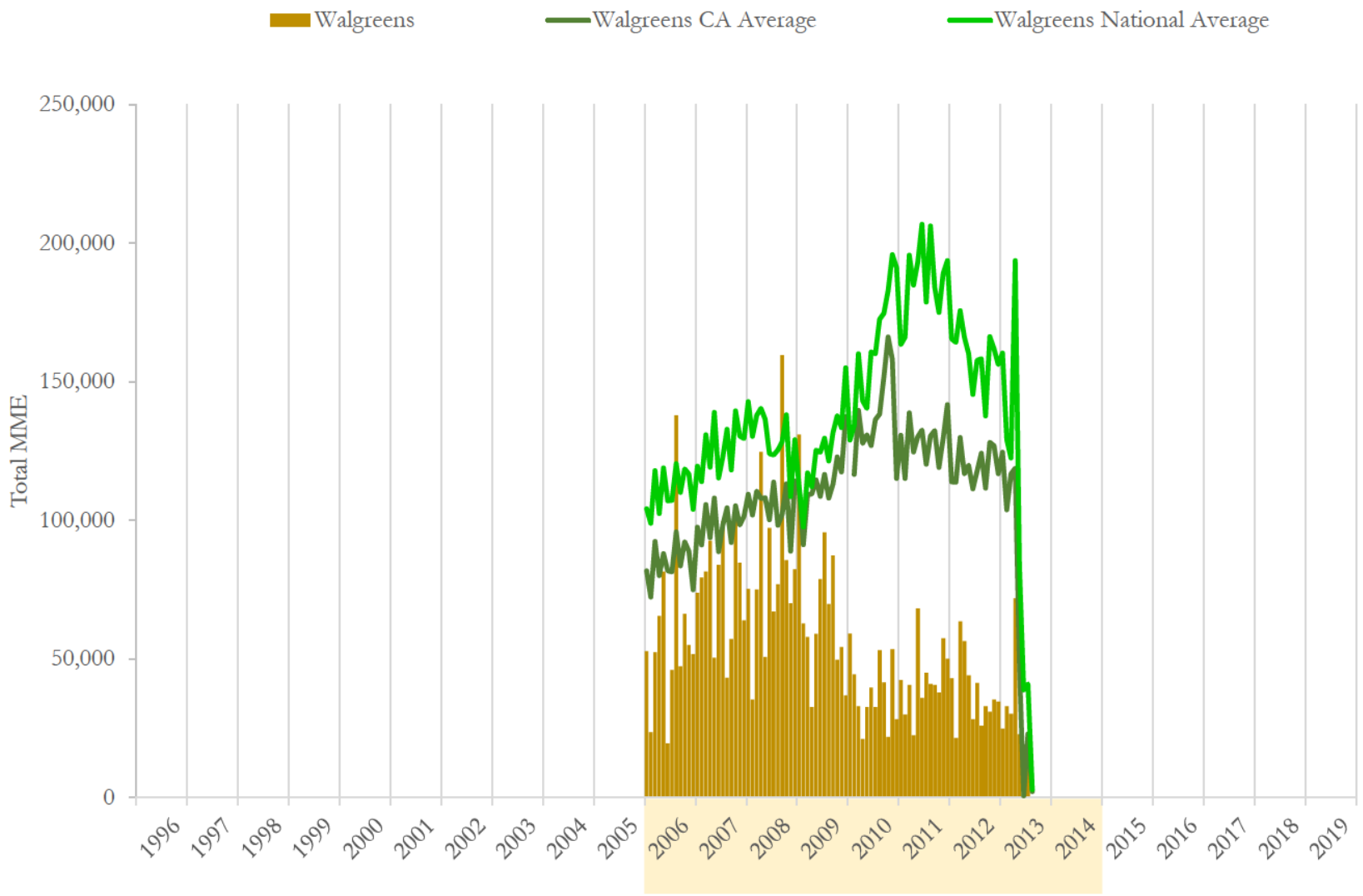

National and state averages reflect oxycodone shipped from Walgreen Co to all active pharmacies each month.
Data source: ARCOS (2006-2014) and Defendant Distribution Data (Walgreens 1/2006 - 3/2014)

Walgreens # 03706 (1/1996 to 12/2017)
DEA: BW4359116
3838 California Street
San Francisco, CA 94118

Walgreen Co Oxycodone Shipments to Walgreens # 03706

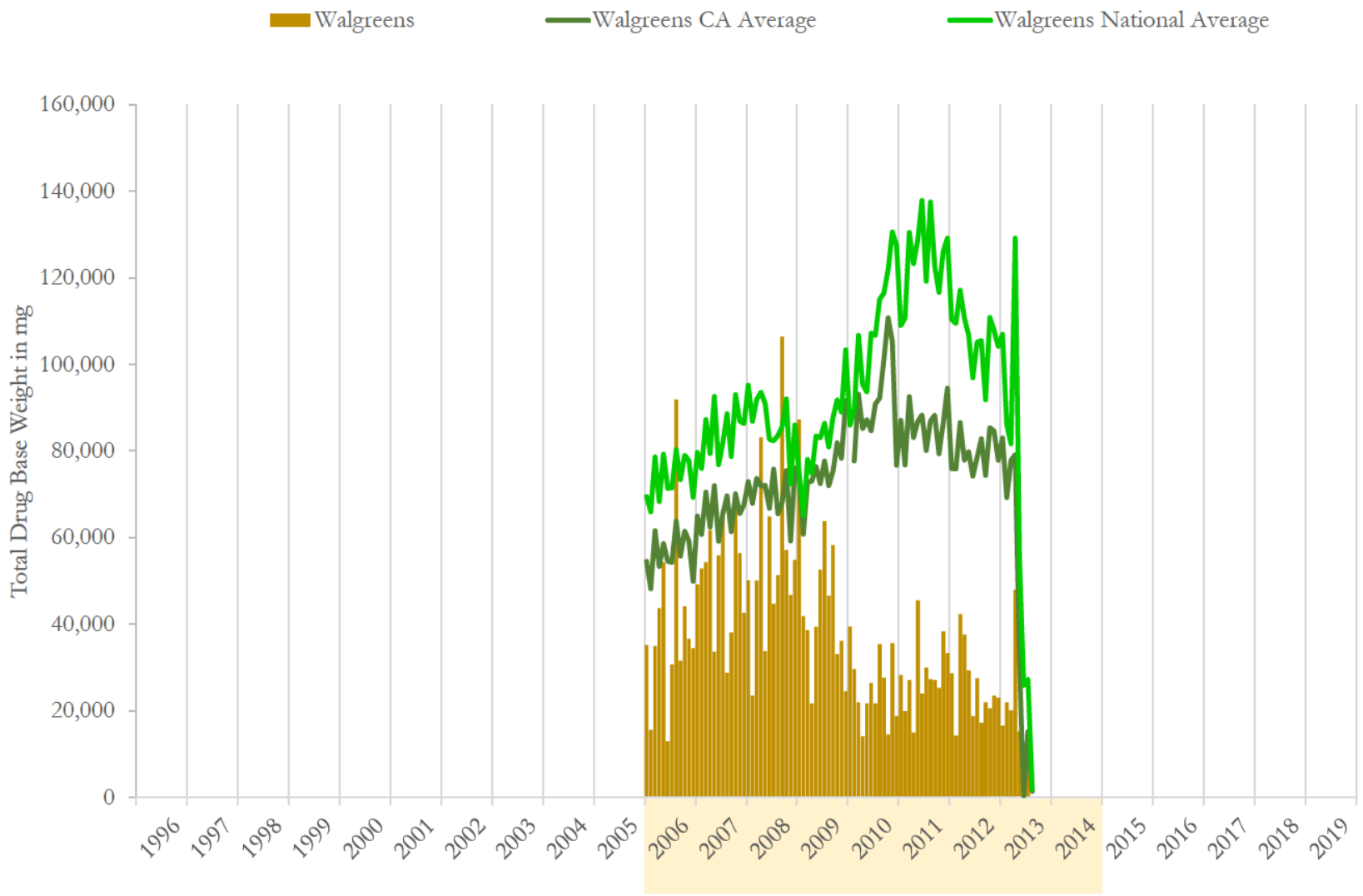

National and state averages reflect oxycodone shipped from Walgreen Co to all active pharmacies each month.
Data source: ARCOS (2006-2014) and Defendant Distribution Data (Walgreens 1/2006 - 3/2014)

Walgreens # 03706 (1/1996 to 12/2017)
DEA: BW4359116
3838 California Street
San Francisco, CA 94118

Walgreen Co Oxycodone Shipments to Walgreens # 03706

	Dosage Units		MME		Drug Base Weight in mg	
Date	Walgreens	% Change	Walgreens	% Change	Walgreens	% Change
01/2006	2,800	n/a	52,781	n/a	35,188	n/a
02/2006	2,500	-10.7%	23,533	-55.4%	15,689	-55.4%
03/2006	2,700	8.0%	52,445	122.9%	34,964	122.9%
04/2006	1,900	-29.6%	65,557	25.0%	43,704	25.0%
05/2006	3,400	78.9%	81,492	24.3%	54,328	24.3%
06/2006	2,400	-29.4%	19,499	-76.1%	12,999	-76.1%
07/2006	2,800	16.7%	46,058	136.2%	30,705	136.2%
08/2006	4,800	71.4%	137,837	199.3%	91,891	199.3%
09/2006	2,000	-58.3%	47,402	-65.6%	31,602	-65.6%
10/2006	3,500	75.0%	66,229	39.7%	44,153	39.7%
11/2006	2,600	-25.7%	55,000	-17.0%	36,667	-17.0%
12/2006	2,500	-3.8%	51,773	-5.9%	34,515	-5.9%
01/2007	3,900	56.0%	73,760	42.5%	49,173	42.5%
02/2007	3,900	0.0%	79,340	7.6%	52,893	7.6%
03/2007	3,700	-5.1%	81,498	2.7%	54,332	2.7%
04/2007	4,800	29.7%	92,653	13.7%	61,769	13.7%
05/2007	2,400	-50.0%	50,475	-45.5%	33,650	-45.5%
06/2007	4,700	95.8%	83,912	66.2%	55,942	66.2%
07/2007	4,600	-2.1%	99,699	18.8%	66,466	18.8%
08/2007	2,900	-37.0%	43,234	-56.6%	28,822	-56.6%
09/2007	2,600	-10.3%	57,152	32.2%	38,101	32.2%
10/2007	6,000	130.8%	100,789	76.4%	67,193	76.4%
11/2007	4,500	-25.0%	84,652	-16.0%	56,435	-16.0%
12/2007	3,200	-28.9%	63,922	-24.5%	42,615	-24.5%

Data source: ARCOS (2006-2014) and Defendant Distribution Data (Walgreens 1/2006 - 3/2014)

Walgreens # 03706 (1/1996 to 12/2017)
DEA: BW4359116
3838 California Street
San Francisco, CA 94118

Walgreen Co Oxycodone Shipments to Walgreens # 03706

	Dosage Units		MME		Drug Base Weight in mg	
Date	Walgreens	% Change	Walgreens	% Change	Walgreens	% Change
01/2008	4,700	46.9%	75,218	17.7%	50,146	17.7%
02/2008	4,000	-14.9%	35,300	-53.1%	23,533	-53.1%
03/2008	3,700	-7.5%	75,064	112.6%	50,043	112.6%
04/2008	4,400	18.9%	124,658	66.1%	83,106	66.1%
05/2008	2,400	-45.5%	50,677	-59.3%	33,785	-59.3%
06/2008	3,400	41.7%	97,293	92.0%	64,862	92.0%
07/2008	4,300	26.5%	67,170	-31.0%	44,780	-31.0%
08/2008	4,100	-4.7%	76,987	14.6%	51,325	14.6%
09/2008	4,900	19.5%	159,622	107.3%	106,415	107.3%
10/2008	4,800	-2.0%	85,661	-46.3%	57,107	-46.3%
11/2008	3,400	-29.2%	70,129	-18.1%	46,752	-18.1%
12/2008	4,200	23.5%	82,299	17.4%	54,866	17.4%
01/2009	5,000	19.0%	130,911	59.1%	87,274	59.1%
02/2009	3,600	-28.0%	62,867	-52.0%	41,911	-52.0%
03/2009	5,700	58.3%	57,891	-7.9%	38,594	-7.9%
04/2009	3,900	-31.6%	32,677	-43.6%	21,785	-43.6%
05/2009	3,700	-5.1%	59,102	80.9%	39,401	80.9%
06/2009	4,100	10.8%	78,870	33.4%	52,580	33.4%
07/2009	3,900	-4.9%	95,679	21.3%	63,786	21.3%
08/2009	4,000	2.6%	69,860	-27.0%	46,573	-27.0%
09/2009	5,700	42.5%	87,409	25.1%	58,273	25.1%
10/2009	4,300	-24.6%	49,689	-43.2%	33,126	-43.2%
11/2009	3,200	-25.6%	54,328	9.3%	36,219	9.3%
12/2009	3,600	12.5%	36,846	-32.2%	24,564	-32.2%

Data source: ARCOS (2006-2014) and Defendant Distribution Data (Walgreens 1/2006 - 3/2014)

Walgreens # 03706 (1/1996 to 12/2017)
DEA: BW4359116
3838 California Street
San Francisco, CA 94118

Walgreen Co Oxycodone Shipments to Walgreens # 03706

	Dosage Units		MME		Drug Base Weight in mg	
Date	Walgreens	% Change	Walgreens	% Change	Walgreens	% Change
01/2010	3,200	-11.1%	59,169	60.6%	39,446	60.6%
02/2010	4,500	40.6%	44,444	-24.9%	29,629	-24.9%
03/2010	3,800	-15.6%	32,946	-25.9%	21,964	-25.9%
04/2010	2,500	-34.2%	21,180	-35.7%	14,120	-35.7%
05/2010	2,800	12.0%	32,610	54.0%	21,740	54.0%
06/2010	3,700	32.1%	39,670	21.6%	26,447	21.6%
07/2010	3,200	-13.5%	32,610	-17.8%	21,740	-17.8%
08/2010	4,400	37.5%	53,118	62.9%	35,412	62.9%
09/2010	3,400	-22.7%	41,553	-21.8%	27,702	-21.8%
10/2010	2,700	-20.6%	21,852	-47.4%	14,568	-47.4%
11/2010	5,200	92.6%	53,454	144.6%	35,636	144.6%
12/2010	3,100	-40.4%	28,240	-47.2%	18,827	-47.2%
01/2011	4,100	32.3%	42,360	50.0%	28,240	50.0%
02/2011	2,800	-31.7%	29,921	-29.4%	19,947	-29.4%
03/2011	4,500	60.7%	40,679	36.0%	27,119	36.0%
04/2011	2,400	-46.7%	22,525	-44.6%	15,016	-44.6%
05/2011	6,200	158.3%	68,246	203.0%	45,497	203.0%
06/2011	3,300	-46.8%	35,972	-47.3%	23,981	-47.3%
07/2011	4,400	33.3%	45,049	25.2%	30,033	25.2%
08/2011	3,800	-13.6%	41,015	-9.0%	27,343	-9.0%
09/2011	3,600	-5.3%	40,679	-0.8%	27,119	-0.8%
10/2011	3,400	-5.6%	37,989	-6.6%	25,326	-6.6%
11/2011	4,900	44.1%	57,488	51.3%	38,325	51.3%
12/2011	4,800	-2.0%	50,092	-12.9%	33,395	-12.9%

Data source: ARCOS (2006-2014) and Defendant Distribution Data (Walgreens 1/2006 - 3/2014)

Walgreen Co Oxycodone Shipments to Walgreens # 03706

	Dosage Units		MME		Drug Base Weight in mg	
Date	Walgreens	% Change	Walgreens	% Change	Walgreens	% Change
01/2012	4,400	-8.3%	43,032	-14.1%	28,688	-14.1%
02/2012	1,900	-56.8%	21,516	-50.0%	14,344	-50.0%
03/2012	4,500	136.8%	63,539	195.3%	42,360	195.3%
04/2012	4,500	0.0%	56,480	-11.1%	37,653	-11.1%
05/2012	3,900	-13.3%	44,041	-22.0%	29,360	-22.0%
06/2012	2,400	-38.5%	28,240	-35.9%	18,827	-35.9%
07/2012	4,700	95.8%	41,351	46.4%	27,567	46.4%
08/2012	3,000	-36.2%	25,886	-37.4%	17,258	-37.4%
09/2012	3,500	16.7%	32,946	27.3%	21,964	27.3%
10/2012	3,300	-5.7%	30,929	-6.1%	20,620	-6.1%
11/2012	4,200	27.3%	35,300	14.1%	23,533	14.1%
12/2012	3,800	-9.5%	34,627	-1.9%	23,085	-1.9%
01/2013	2,700	-28.9%	24,878	-28.2%	16,585	-28.2%
02/2013	3,000	11.1%	32,946	32.4%	21,964	32.4%
03/2013	2,000	-33.3%	30,257	-8.2%	20,171	-8.2%
04/2013	6,100	205.0%	71,944	137.8%	47,963	137.8%
05/2013	1,700	-72.1%	22,861	-68.2%	15,241	-68.2%
06/2013	0	-100.0%	0	-100.0%	0	-100.0%
07/2013	1,100	n/a	11,094	n/a	7,396	n/a
08/2013	0	-100.0%	0	-100.0%	0	-100.0%
09/2013	0	n/a	0	n/a	0	n/a
10/2013	0	n/a	0	n/a	0	n/a
11/2013	0	n/a	0	n/a	0	n/a
12/2013	0	n/a	0	n/a	0	n/a

Data source: ARCOS (2006-2014) and Defendant Distribution Data (Walgreens 1/2006 - 3/2014)

Walgreens # 03706 (1/1996 to 12/2017)
DEA: BW4359116
3838 California Street
San Francisco, CA 94118

Walgreen Co Oxycodone Shipments to Walgreens # 03706

	Dosage Units		MME		Drug Base Weight in mg	
Date	Walgreens	% Change	Walgreens	% Change	Walgreens	% Change
1996	0		0		0	
1997	0	n/a	0	n/a	0	n/a
1998	0	n/a	0	n/a	0	n/a
1999	0	n/a	0	n/a	0	n/a
2000	0	n/a	0	n/a	0	n/a
2001	0	n/a	0	n/a	0	n/a
2002	0	n/a	0	n/a	0	n/a
2003	0	n/a	0	n/a	0	n/a
2004	0	n/a	0	n/a	0	n/a
2005	0	n/a	0	n/a	0	n/a
2006	33,900	n/a	699,606	n/a	466,404	n/a
2007	47,200	39.2%	911,087	30.2%	607,391	30.2%
2008	48,300	2.3%	1,000,077	9.8%	666,718	9.8%
2009	50,700	5.0%	816,129	-18.4%	544,086	-18.4%
2010	42,500	-16.2%	460,846	-43.5%	307,231	-43.5%
2011	48,200	13.4%	512,014	11.1%	341,342	11.1%
2012	44,100	-8.5%	457,887	-10.6%	305,258	-10.6%
2013	16,600	-62.4%	193,980	-57.6%	129,320	-57.6%
2014	0	-100.0%	0	-100.0%	0	-100.0%
2015	0	n/a	0	n/a	0	n/a
2016	0	n/a	0	n/a	0	n/a
2017	0	n/a	0	n/a	0	n/a
2018	0	n/a	0	n/a	0	n/a
2019	0	n/a	0	n/a	0	n/a
Total	**331,500**		**5,051,625**		**3,367,750**	

Data source: ARCOS (2006-2014) and Defendant Distribution Data (Walgreens 1/2006 - 3/2014)

Walgreens # 03706 (1/1996 to 12/2017)
DEA: BW4359116
3838 California Street
San Francisco, CA 94118

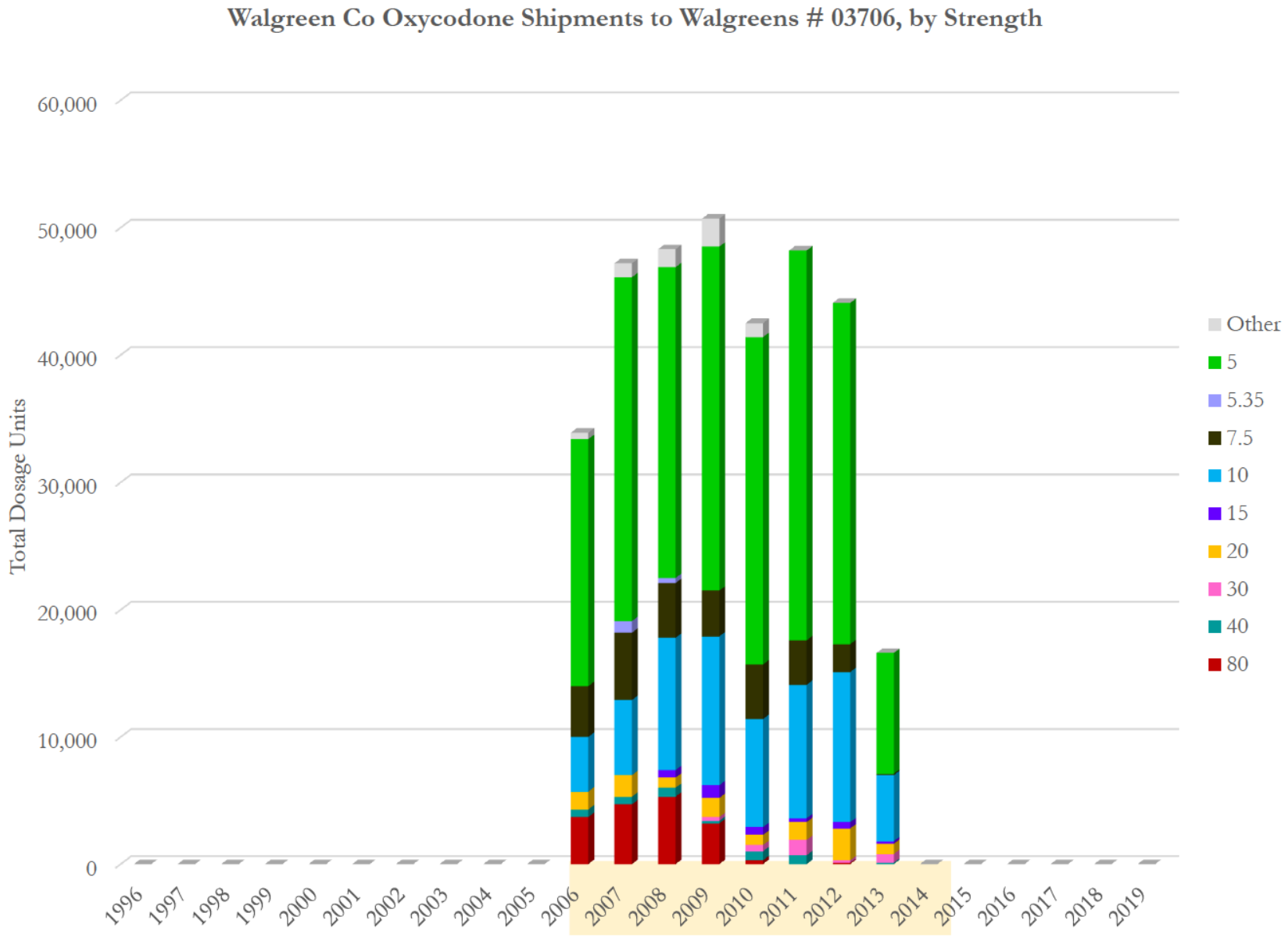

Data source: ARCOS (2006-2014) and Defendant Distribution Data (Walgreens 1/2006 - 3/2014)

Walgreens # 03706 (1/1996 to 12/2017)
DEA: BW4359116
3838 California Street
San Francisco, CA 94118

Walgreen Co Oxycodone Shipments to Walgreens # 03706, by Strength

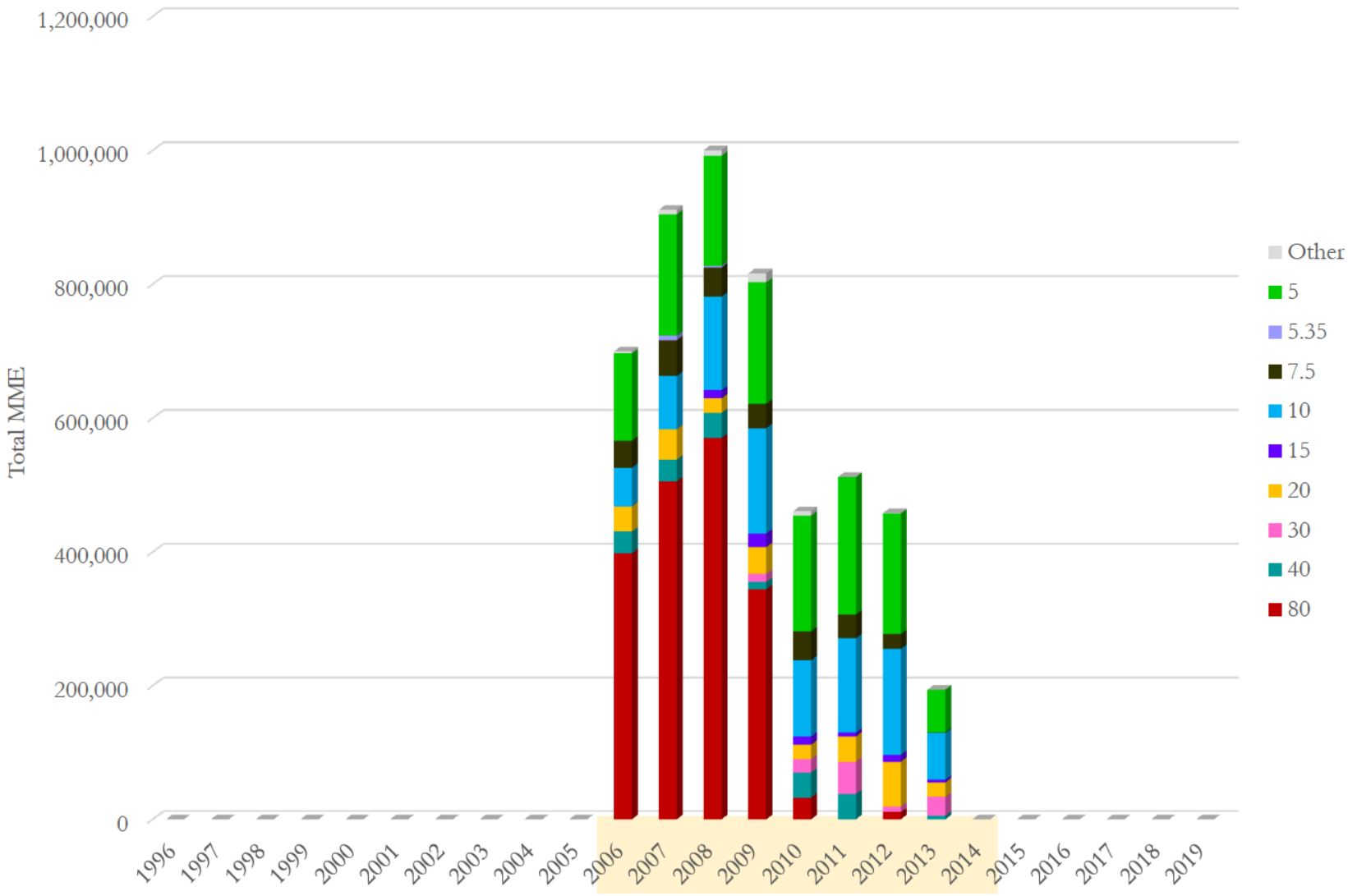

Data source: ARCOS (2006-2014) and Defendant Distribution Data (Walgreens 1/2006 - 3/2014)

Walgreens # 03706 (1/1996 to 12/2017)
DEA: BW4359116
3838 California Street
San Francisco, CA 94118

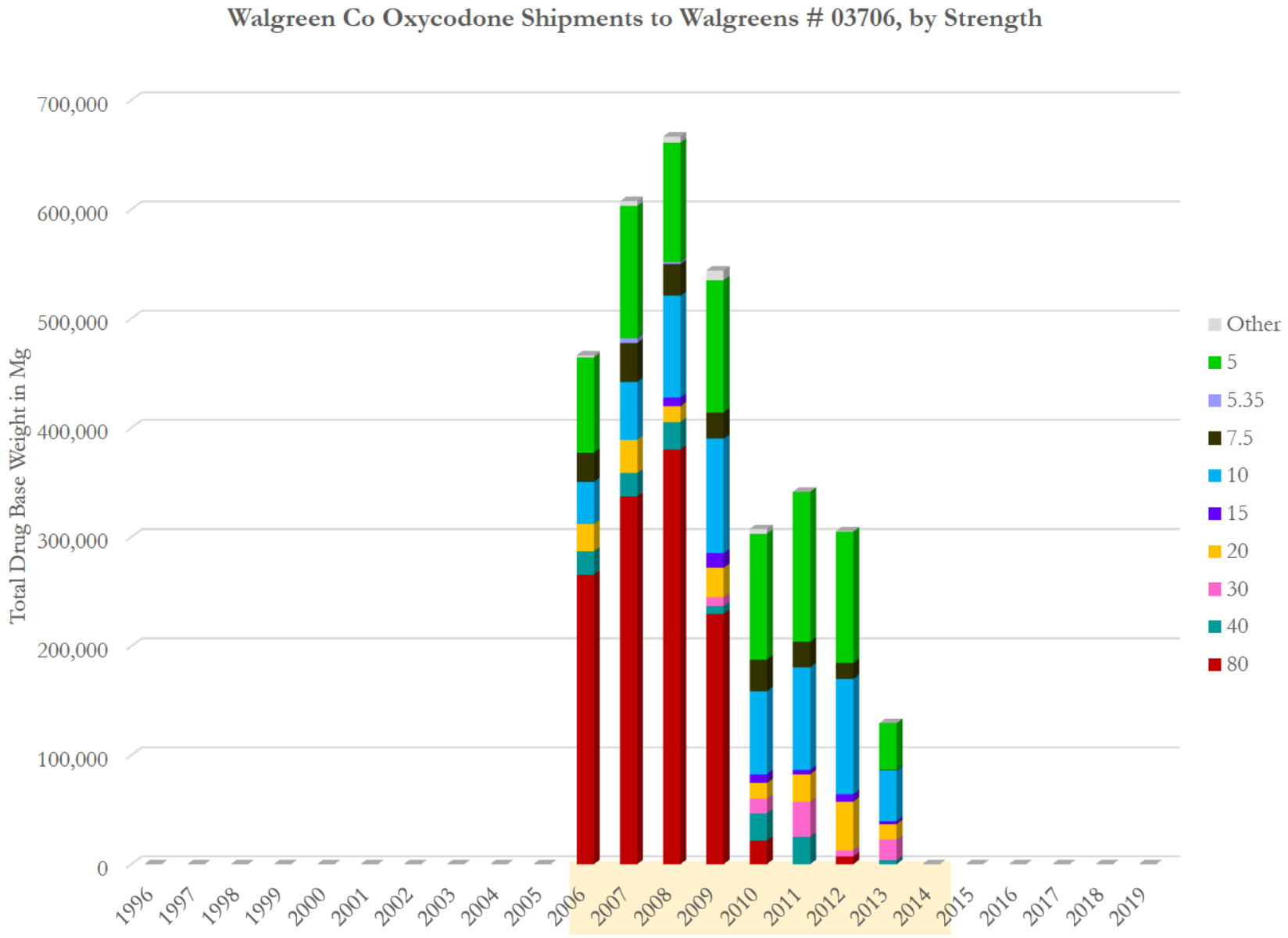

Data source: ARCOS (2006-2014) and Defendant Distribution Data (Walgreens 1/2006 - 3/2014)

Walgreens # 03706 (1/1996 to 12/2017)
DEA: BW4359116
3838 California Street
San Francisco, CA 94118

Walgreen Co Oxycodone Shipments to Walgreens # 03706, by Strength
(Total Dosage Units)

Strength Year\	80	40	30	20	15	10	7.5	5.35	5	Other	Total	Avg. Str
1996	0	0	0	0	0	0	0	0	0	0	**0**	
1997	0	0	0	0	0	0	0	0	0	0	**0**	
1998	0	0	0	0	0	0	0	0	0	0	**0**	
1999	0	0	0	0	0	0	0	0	0	0	**0**	
2000	0	0	0	0	0	0	0	0	0	0	**0**	
2001	0	0	0	0	0	0	0	0	0	0	**0**	
2002	0	0	0	0	0	0	0	0	0	0	**0**	
2003	0	0	0	0	0	0	0	0	0	0	**0**	
2004	0	0	0	0	0	0	0	0	0	0	**0**	
2005	0	0	0	0	0	0	0	0	0	0	**0**	
2006	3,700	600	0	1,400	0	4,300	4,000	0	19,400	500	**33,900**	15.51
2007	4,700	600	0	1,700	0	5,900	5,300	900	27,000	1,100	**47,200**	14.59
2008	5,300	700	0	800	600	10,400	4,300	400	24,400	1,400	**48,300**	15.72
2009	3,200	200	300	1,500	1,000	11,700	3,600	0	27,000	2,200	**50,700**	12.31
2010	300	700	500	800	600	8,500	4,300	0	25,700	1,100	**42,500**	8.16
2011	0	700	1,200	1,400	300	10,500	3,500	0	30,600	0	**48,200**	7.90
2012	100	0	200	2,500	500	11,800	2,200	0	26,800	0	**44,100**	7.71
2013	0	100	700	800	200	5,200	100	0	9,500	0	**16,600**	8.69
2014	0	0	0	0	0	0	0	0	0	0	**0**	
2015	0	0	0	0	0	0	0	0	0	0	**0**	
2016	0	0	0	0	0	0	0	0	0	0	**0**	
2017	0	0	0	0	0	0	0	0	0	0	**0**	
2018	0	0	0	0	0	0	0	0	0	0	**0**	
2019	0	0	0	0	0	0	0	0	0	0	**0**	
Total	**17,300**	**3,600**	**2,900**	**10,900**	**3,200**	**68,300**	**27,300**	**1,300**	**190,400**	**6,300**	**331,500**	11.46

Data source: ARCOS (2006-2014) and Defendant Distribution Data (Walgreens 1/2006 - 3/2014)

Walgreens # 03706 (1/1996 to 12/2017)
DEA: BW4359116
3838 California Street
San Francisco, CA 94118

Walgreen Co Oxycodone Shipments to Walgreens # 03706, by Strength (Total MME)

Strength Year\	80	40	30	20	15	10	7.5	5.35	5	Other	Total	Avg. Str
1996	0	0	0	0	0	0	0	0	0	0	**0**	
1997	0	0	0	0	0	0	0	0	0	0	**0**	
1998	0	0	0	0	0	0	0	0	0	0	**0**	
1999	0	0	0	0	0	0	0	0	0	0	**0**	
2000	0	0	0	0	0	0	0	0	0	0	**0**	
2001	0	0	0	0	0	0	0	0	0	0	**0**	
2002	0	0	0	0	0	0	0	0	0	0	**0**	
2003	0	0	0	0	0	0	0	0	0	0	**0**	
2004	0	0	0	0	0	0	0	0	0	0	**0**	
2005	0	0	0	0	0	0	0	0	0	0	**0**	
2006	398,046	32,274	0	37,653	0	57,824	40,343	0	130,441	3,026	**699,606**	15.51
2007	505,626	32,274	0	45,722	0	79,340	53,454	6,474	181,541	6,657	**911,087**	14.59
2008	570,174	37,653	0	21,516	12,103	139,854	43,368	2,877	164,059	8,472	**1,000,077**	15.72
2009	344,256	10,758	12,103	40,343	20,171	157,336	36,308	0	181,541	13,313	**816,129**	12.31
2010	32,274	37,653	20,171	21,516	12,103	114,304	43,368	0	172,800	6,657	**460,846**	8.16
2011	0	37,653	48,411	37,653	6,051	141,199	35,300	0	205,747	0	**512,014**	7.90
2012	10,758	0	8,069	67,238	10,086	158,681	22,188	0	180,197	672	**457,887**	7.71
2013	0	5,379	28,240	21,516	4,034	69,927	1,009	0	63,876	0	**193,980**	8.69
2014	0	0	0	0	0	0	0	0	0	0	**0**	
2015	0	0	0	0	0	0	0	0	0	0	**0**	
2016	0	0	0	0	0	0	0	0	0	0	**0**	
2017	0	0	0	0	0	0	0	0	0	0	**0**	
2018	0	0	0	0	0	0	0	0	0	0	**0**	
2019	0	0	0	0	0	0	0	0	0	0	**0**	
Total	**1,861,134**	**193,644**	**116,993**	**293,156**	**64,548**	**918,464**	**275,338**	**9,352**	**1,280,201**	**38,796**	**5,051,625**	11.46

Data source: ARCOS (2006-2014) and Defendant Distribution Data (Walgreens 1/2006 - 3/2014)

Walgreens # 03706 (1/1996 to 12/2017)
DEA: BW4359116
3838 California Street
San Francisco, CA 94118

Walgreen Co Oxycodone Shipments to Walgreens # 03706, by Strength
(Total Drug Base Weight in Milligram)

Strength Year\	80	40	30	20	15	10	7.5	5.35	5	Other	Total	Avg. Str
1996	0	0	0	0	0	0	0	0	0	0	**0**	
1997	0	0	0	0	0	0	0	0	0	0	**0**	
1998	0	0	0	0	0	0	0	0	0	0	**0**	
1999	0	0	0	0	0	0	0	0	0	0	**0**	
2000	0	0	0	0	0	0	0	0	0	0	**0**	
2001	0	0	0	0	0	0	0	0	0	0	**0**	
2002	0	0	0	0	0	0	0	0	0	0	**0**	
2003	0	0	0	0	0	0	0	0	0	0	**0**	
2004	0	0	0	0	0	0	0	0	0	0	**0**	
2005	0	0	0	0	0	0	0	0	0	0	**0**	
2006	265,364	21,516	0	25,102	0	38,550	26,895	0	86,960	2,017	**466,404**	15.51
2007	337,084	21,516	0	30,481	0	52,894	35,636	4,316	121,027	4,438	**607,391**	14.59
2008	380,116	25,102	0	14,344	8,069	93,236	28,912	1,918	109,373	5,648	**666,718**	15.72
2009	229,504	7,172	8,069	26,895	13,448	104,891	24,206	0	121,028	8,875	**544,086**	12.31
2010	21,516	25,102	13,448	14,344	8,069	76,203	28,912	0	115,200	4,438	**307,231**	8.16
2011	0	25,102	32,274	25,102	4,034	94,133	23,533	0	137,165	0	**341,342**	7.90
2012	7,172	0	5,379	44,825	6,724	105,787	14,792	0	120,131	448	**305,258**	7.71
2013	0	3,586	18,827	14,344	2,690	46,618	672	0	42,584	0	**129,320**	8.69
2014	0	0	0	0	0	0	0	0	0	0	**0**	
2015	0	0	0	0	0	0	0	0	0	0	**0**	
2016	0	0	0	0	0	0	0	0	0	0	**0**	
2017	0	0	0	0	0	0	0	0	0	0	**0**	
2018	0	0	0	0	0	0	0	0	0	0	**0**	
2019	0	0	0	0	0	0	0	0	0	0	**0**	
Total	**1,240,756**	**129,096**	**77,996**	**195,437**	**43,032**	**612,310**	**183,558**	**6,234**	**853,467**	**25,864**	**3,367,750**	11.46

Data source: ARCOS (2006-2014) and Defendant Distribution Data (Walgreens 1/2006 - 3/2014)

Walgreens # 03706 (1/1996 to 12/2017)
DEA: BW4359116
3838 California Street
San Francisco, CA 94118

Walgreen Co Hydrocodone Shipments to Walgreens # 03706

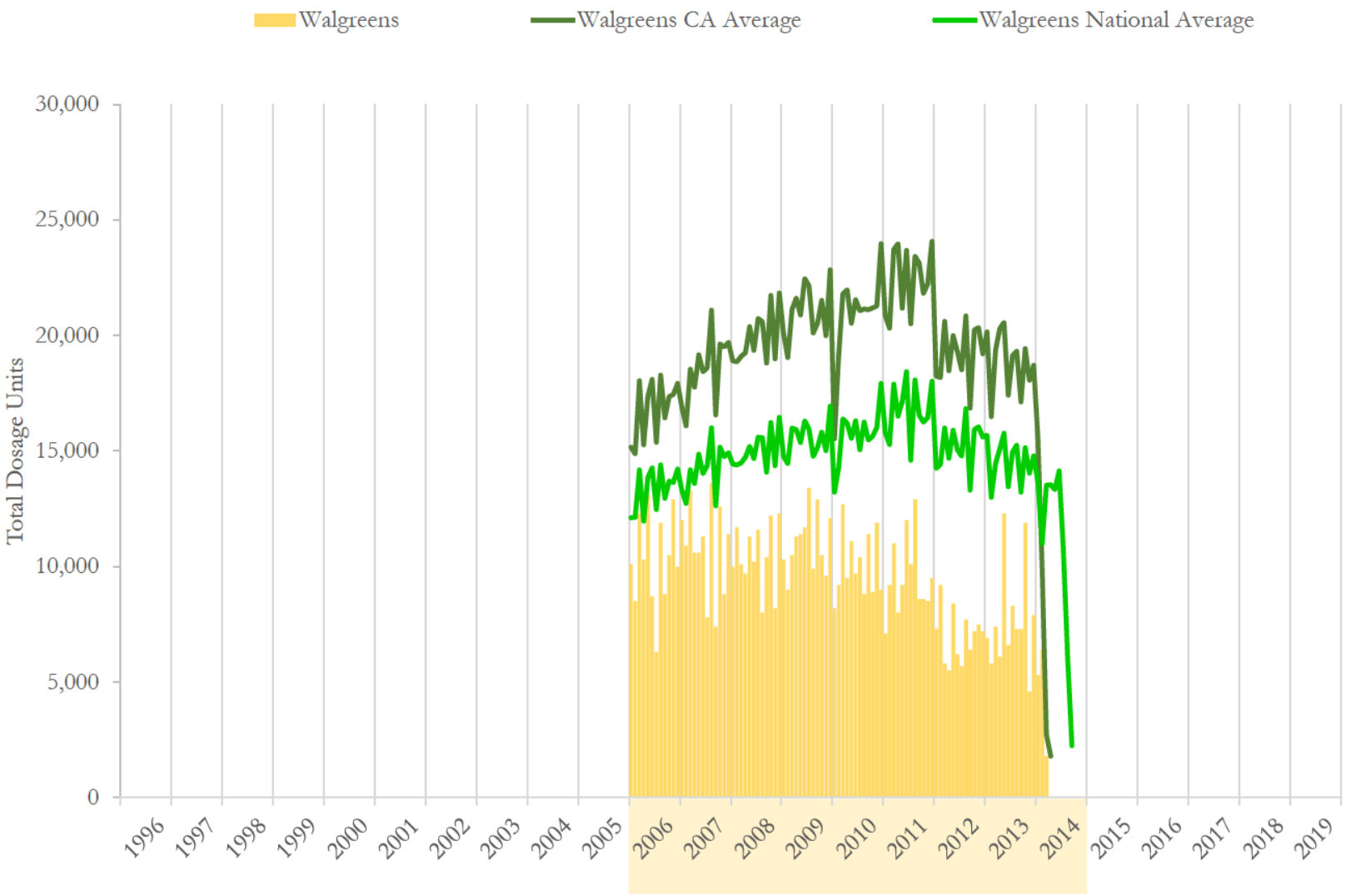

National and state averages reflect hydrocodone shipped from Walgreen Co to all active pharmacies each month.
Data source: ARCOS (2006-2014) and Defendant Distribution Data (Walgreens 1/2006 - 3/2014)

Walgreens # 03706 (1/1996 to 12/2017)
DEA: BW4359116
3838 California Street
San Francisco, CA 94118

Walgreen Co Hydrocodone Shipments to Walgreens # 03706

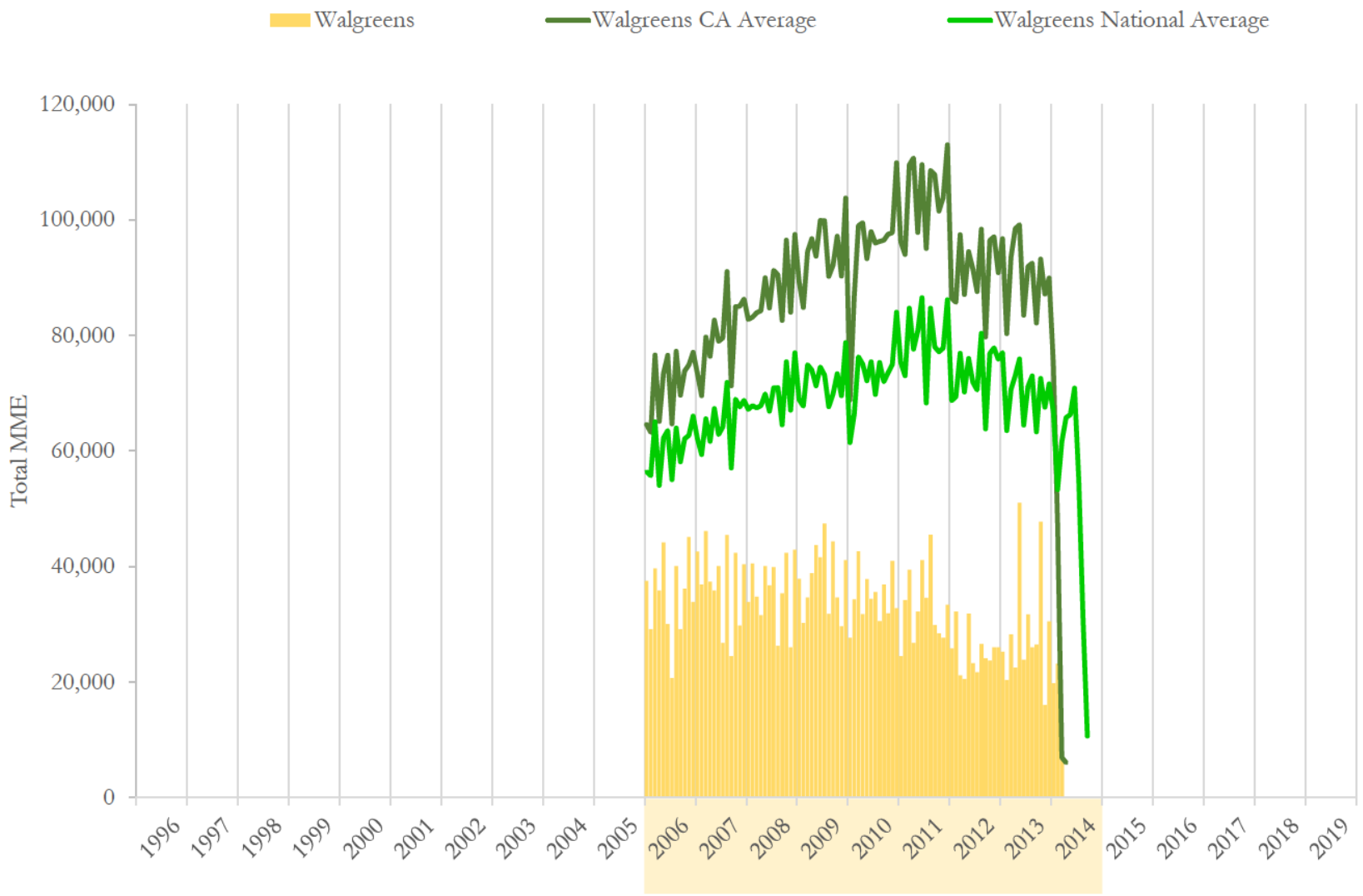

National and state averages reflect hydrocodone shipped from Walgreen Co to all active pharmacies each month.
Data source: ARCOS (2006-2014) and Defendant Distribution Data (Walgreens 1/2006 - 3/2014)

Walgreens # 03706 (1/1996 to 12/2017)
DEA: BW4359116
3838 California Street
San Francisco, CA 94118

Walgreen Co Hydrocodone Shipments to Walgreens # 03706

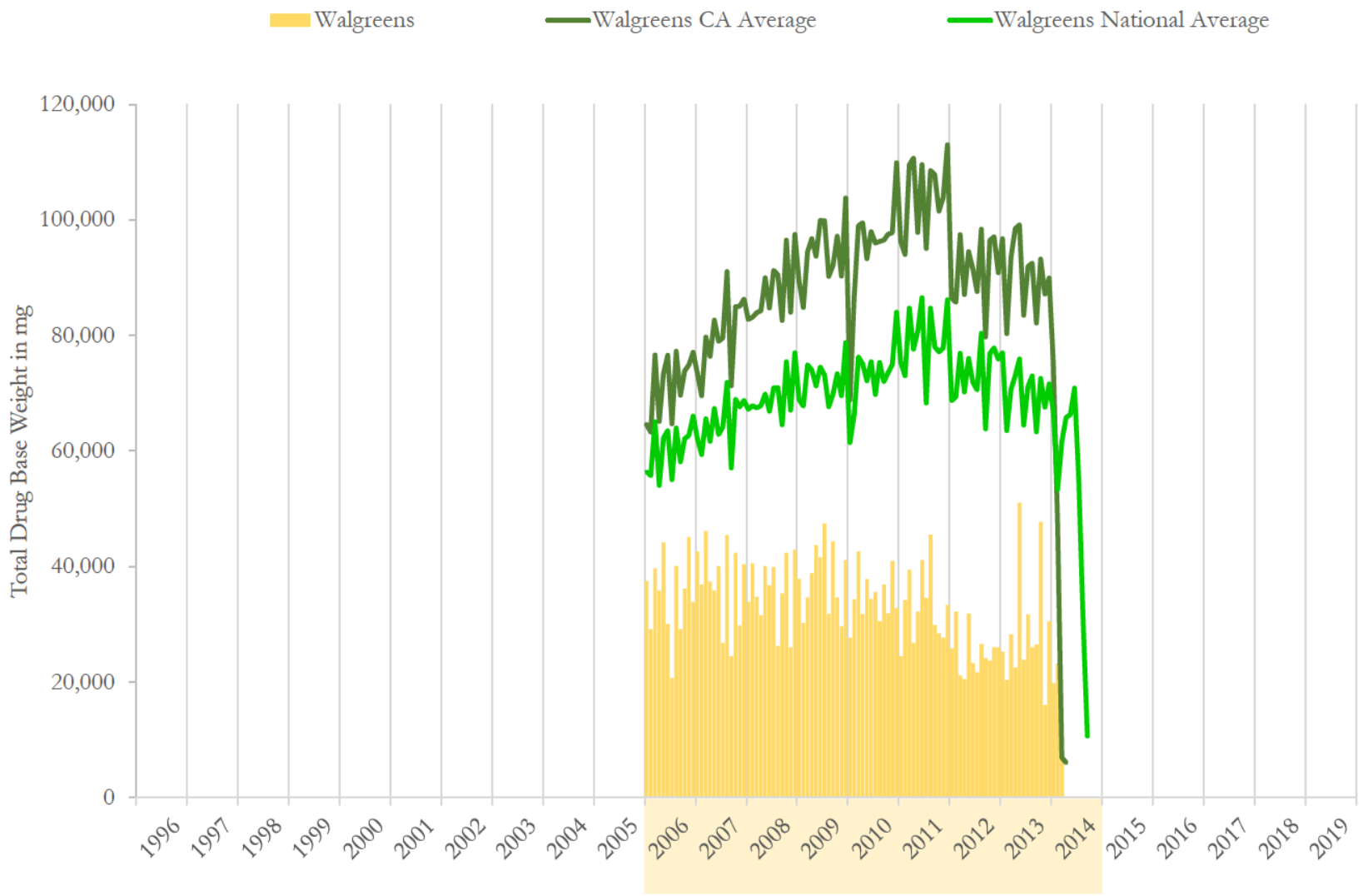

National and state averages reflect hydrocodone shipped from Walgreen Co to all active pharmacies each month.
Data source: ARCOS (2006-2014) and Defendant Distribution Data (Walgreens 1/2006 - 3/2014)

Walgreens # 03706 (1/1996 to 12/2017)
DEA: BW4359116
3838 California Street
San Francisco, CA 94118

Walgreen Co Hydrocodone Shipments to Walgreens # 03706

	Dosage Units		MME		Drug Base Weight in mg	
Date	Walgreens	% Change	Walgreens	% Change	Walgreens	% Change
01/2006	10,100	n/a	37,502	n/a	37,502	n/a
02/2006	8,500	-15.8%	29,170	-22.2%	29,170	-22.2%
03/2006	12,300	44.7%	39,654	35.9%	39,654	35.9%
04/2006	10,300	-16.3%	35,837	-9.6%	35,837	-9.6%
05/2006	13,100	27.2%	44,194	23.3%	44,194	23.3%
06/2006	8,700	-33.6%	30,086	-31.9%	30,086	-31.9%
07/2006	6,300	-27.6%	20,702	-31.2%	20,702	-31.2%
08/2006	11,900	88.9%	40,083	93.6%	40,083	93.6%
09/2006	8,800	-26.1%	29,186	-27.2%	29,186	-27.2%
10/2006	10,500	19.3%	36,173	23.9%	36,173	23.9%
11/2006	12,900	22.9%	45,094	24.7%	45,094	24.7%
12/2006	10,000	-22.5%	33,870	-24.9%	33,870	-24.9%
01/2007	12,000	20.0%	42,567	25.7%	42,567	25.7%
02/2007	10,900	-9.2%	36,913	-13.3%	36,913	-13.3%
03/2007	13,300	22.0%	46,129	25.0%	46,129	25.0%
04/2007	10,600	-20.3%	37,367	-19.0%	37,367	-19.0%
05/2007	10,600	0.0%	35,862	-4.0%	35,862	-4.0%
06/2007	11,300	6.6%	40,067	11.7%	40,067	11.7%
07/2007	7,800	-31.0%	26,773	-33.2%	26,773	-33.2%
08/2007	13,600	74.4%	45,483	69.9%	45,483	69.9%
09/2007	7,400	-45.6%	24,470	-46.2%	24,470	-46.2%
10/2007	12,600	70.3%	42,370	73.2%	42,370	73.2%
11/2007	8,800	-30.2%	29,759	-29.8%	29,759	-29.8%
12/2007	11,400	29.5%	40,378	35.7%	40,378	35.7%

Data source: ARCOS (2006-2014) and Defendant Distribution Data (Walgreens 1/2006 - 3/2014)

Walgreens # 03706 (1/1996 to 12/2017)
DEA: BW4359116
3838 California Street
San Francisco, CA 94118

Walgreen Co Hydrocodone Shipments to Walgreens # 03706

	Dosage Units		MME		Drug Base Weight in mg	
Date	Walgreens	% Change	Walgreens	% Change	Walgreens	% Change
01/2008	10,000	-12.3%	33,886	-16.1%	33,886	-16.1%
02/2008	11,700	17.0%	40,529	19.6%	40,529	19.6%
03/2008	10,100	-13.7%	34,794	-14.2%	34,794	-14.2%
04/2008	9,700	-4.0%	31,592	-9.2%	31,592	-9.2%
05/2008	11,300	16.5%	40,067	26.8%	40,067	26.8%
06/2008	10,200	-9.7%	36,754	-8.3%	36,754	-8.3%
07/2008	11,600	13.7%	39,908	8.6%	39,908	8.6%
08/2008	8,000	-31.0%	26,302	-34.1%	26,302	-34.1%
09/2008	10,400	30.0%	35,359	34.4%	35,359	34.4%
10/2008	12,200	17.3%	42,370	19.8%	42,370	19.8%
11/2008	8,200	-32.8%	26,016	-38.6%	26,016	-38.6%
12/2008	12,300	50.0%	42,894	64.9%	42,894	64.9%
01/2009	10,300	-16.3%	37,875	-11.7%	37,875	-11.7%
02/2009	9,000	-12.6%	30,229	-20.2%	30,229	-20.2%
03/2009	10,500	16.7%	34,643	14.6%	34,643	14.6%
04/2009	11,300	7.6%	38,881	12.2%	38,881	12.2%
05/2009	11,400	0.9%	43,716	12.4%	43,716	12.4%
06/2009	11,700	2.6%	41,581	-4.9%	41,581	-4.9%
07/2009	13,400	14.5%	47,459	14.1%	47,459	14.1%
08/2009	9,900	-26.1%	31,784	-33.0%	31,784	-33.0%
09/2009	12,900	30.3%	44,346	39.5%	44,346	39.5%
10/2009	10,500	-18.6%	34,659	-21.8%	34,659	-21.8%
11/2009	9,600	-8.6%	29,632	-14.5%	29,632	-14.5%
12/2009	12,100	26.0%	41,127	38.8%	41,127	38.8%

Data source: ARCOS (2006-2014) and Defendant Distribution Data (Walgreens 1/2006 - 3/2014)

Walgreens # 03706 (1/1996 to 12/2017)
DEA: BW4359116
3838 California Street
San Francisco, CA 94118

Walgreen Co Hydrocodone Shipments to Walgreens # 03706

	Dosage Units		MME		Drug Base Weight in mg	
Date	Walgreens	% Change	Walgreens	% Change	Walgreens	% Change
01/2010	8,200	-32.2%	27,665	-32.7%	27,665	-32.7%
02/2010	9,200	12.2%	34,300	24.0%	34,300	24.0%
03/2010	12,700	38.0%	42,648	24.3%	42,648	24.3%
04/2010	9,500	-25.2%	31,751	-25.6%	31,751	-25.6%
05/2010	11,100	16.8%	37,838	19.2%	37,838	19.2%
06/2010	9,700	-12.6%	34,451	-9.0%	34,451	-9.0%
07/2010	10,400	7.2%	35,613	3.4%	35,613	3.4%
08/2010	8,800	-15.4%	30,548	-14.2%	30,548	-14.2%
09/2010	11,400	29.5%	36,889	20.8%	36,889	20.8%
10/2010	8,900	-21.9%	31,894	-13.5%	31,894	-13.5%
11/2010	11,900	33.7%	40,975	28.5%	40,975	28.5%
12/2010	9,000	-24.4%	32,778	-20.0%	32,778	-20.0%
01/2011	7,100	-21.1%	24,462	-25.4%	24,462	-25.4%
02/2011	9,200	29.6%	34,165	39.7%	34,165	39.7%
03/2011	11,000	19.6%	39,437	15.4%	39,437	15.4%
04/2011	8,000	-27.3%	26,756	-32.2%	26,756	-32.2%
05/2011	9,200	15.0%	32,173	20.2%	32,173	20.2%
06/2011	12,000	30.4%	41,127	27.8%	41,127	27.8%
07/2011	10,100	-15.8%	34,619	-15.8%	34,619	-15.8%
08/2011	12,900	27.7%	45,516	31.5%	45,516	31.5%
09/2011	8,600	-33.3%	29,854	-34.4%	29,854	-34.4%
10/2011	8,600	0.0%	28,421	-4.8%	28,421	-4.8%
11/2011	8,500	-1.2%	27,673	-2.6%	27,673	-2.6%
12/2011	9,500	11.8%	33,408	20.7%	33,408	20.7%

Data source: ARCOS (2006-2014) and Defendant Distribution Data (Walgreens 1/2006 - 3/2014)

Walgreens # 03706 (1/1996 to 12/2017)
DEA: BW4359116
3838 California Street
San Francisco, CA 94118

Walgreen Co Hydrocodone Shipments to Walgreens # 03706

	Dosage Units		MME		Drug Base Weight in mg	
Date	Walgreens	% Change	Walgreens	% Change	Walgreens	% Change
01/2012	7,300	-23.2%	25,865	-22.6%	25,865	-22.6%
02/2012	9,200	26.0%	32,205	24.5%	32,205	24.5%
03/2012	5,800	-37.0%	21,140	-34.4%	21,140	-34.4%
04/2012	5,500	-5.2%	20,535	-2.9%	20,535	-2.9%
05/2012	8,400	52.7%	31,854	55.1%	31,854	55.1%
06/2012	6,200	-26.2%	23,259	-27.0%	23,259	-27.0%
07/2012	5,700	-8.1%	21,713	-6.6%	21,713	-6.6%
08/2012	7,700	35.1%	26,565	22.3%	26,565	22.3%
09/2012	6,400	-16.9%	24,143	-9.1%	24,143	-9.1%
10/2012	7,200	12.5%	23,746	-1.6%	23,746	-1.6%
11/2012	7,500	4.2%	26,016	9.6%	26,016	9.6%
12/2012	7,200	-4.0%	26,008	0.0%	26,008	0.0%
01/2013	6,900	-4.2%	25,235	-3.0%	25,235	-3.0%
02/2013	5,800	-15.9%	20,375	-19.3%	20,375	-19.3%
03/2013	7,400	27.6%	28,246	38.6%	28,246	38.6%
04/2013	6,100	-17.6%	22,527	-20.2%	22,527	-20.2%
05/2013	12,300	101.6%	51,018	126.5%	51,018	126.5%
06/2013	6,600	-46.3%	23,865	-53.2%	23,865	-53.2%
07/2013	8,300	25.8%	31,727	32.9%	31,727	32.9%
08/2013	7,300	-12.0%	26,016	-18.0%	26,016	-18.0%
09/2013	7,300	0.0%	26,486	1.8%	26,486	1.8%
10/2013	11,900	63.0%	47,762	80.3%	47,762	80.3%
11/2013	4,600	-61.3%	16,043	-66.4%	16,043	-66.4%
12/2013	7,900	71.7%	30,516	90.2%	30,516	90.2%

Data source: ARCOS (2006-2014) and Defendant Distribution Data (Walgreens 1/2006 - 3/2014)

Walgreens # 03706 (1/1996 to 12/2017)
DEA: BW4359116
3838 California Street
San Francisco, CA 94118

Walgreen Co Hydrocodone Shipments to Walgreens # 03706

	Dosage Units		MME		Drug Base Weight in mg	
Date	Walgreens	% Change	Walgreens	% Change	Walgreens	% Change
01/2014	5,300	-32.9%	19,794	-35.1%	19,794	-35.1%
02/2014	6,400	20.8%	23,157	17.0%	23,157	17.0%
03/2014	1,800	-71.9%	6,962	-69.9%	6,962	-69.9%
04/2014	0	-100.0%	0	-100.0%	0	-100.0%
05/2014	0	n/a	0	n/a	0	n/a
06/2014	0	n/a	0	n/a	0	n/a
07/2014	0	n/a	0	n/a	0	n/a
08/2014	0	n/a	0	n/a	0	n/a
09/2014	0	n/a	0	n/a	0	n/a
10/2014	0	n/a	0	n/a	0	n/a
11/2014	0	n/a	0	n/a	0	n/a
12/2014	0	n/a	0	n/a	0	n/a
01/2015	0	n/a	0	n/a	0	n/a
02/2015	0	n/a	0	n/a	0	n/a
03/2015	0	n/a	0	n/a	0	n/a
04/2015	0	n/a	0	n/a	0	n/a
05/2015	0	n/a	0	n/a	0	n/a
06/2015	0	n/a	0	n/a	0	n/a
07/2015	0	n/a	0	n/a	0	n/a
08/2015	0	n/a	0	n/a	0	n/a
09/2015	0	n/a	0	n/a	0	n/a
10/2015	0	n/a	0	n/a	0	n/a
11/2015	0	n/a	0	n/a	0	n/a
12/2015	0	n/a	0	n/a	0	n/a

Data source: ARCOS (2006-2014) and Defendant Distribution Data (Walgreens 1/2006 - 3/2014)

Walgreen Co Hydrocodone Shipments to Walgreens # 03706

	Dosage Units		MME		Drug Base Weight in mg	
Date	Walgreens	% Change	Walgreens	% Change	Walgreens	% Change
1996	0		0		0	
1997	0	n/a	0	n/a	0	n/a
1998	0	n/a	0	n/a	0	n/a
1999	0	n/a	0	n/a	0	n/a
2000	0	n/a	0	n/a	0	n/a
2001	0	n/a	0	n/a	0	n/a
2002	0	n/a	0	n/a	0	n/a
2003	0	n/a	0	n/a	0	n/a
2004	0	n/a	0	n/a	0	n/a
2005	0	n/a	0	n/a	0	n/a
2006	123,400	n/a	421,553	n/a	421,553	n/a
2007	130,300	5.6%	448,139	6.3%	448,139	6.3%
2008	125,700	-3.5%	430,471	-3.9%	430,471	-3.9%
2009	132,600	5.5%	455,931	5.9%	455,931	5.9%
2010	120,800	-8.9%	417,350	-8.5%	417,350	-8.5%
2011	114,700	-5.0%	397,609	-4.7%	397,609	-4.7%
2012	84,100	-26.7%	303,048	-23.8%	303,048	-23.8%
2013	92,400	9.9%	349,815	15.4%	349,815	15.4%
2014	13,500	-85.4%	49,913	-85.7%	49,913	-85.7%
2015	0	-100.0%	0	-100.0%	0	-100.0%
2016	0	n/a	0	n/a	0	n/a
2017	0	n/a	0	n/a	0	n/a
2018	0	n/a	0	n/a	0	n/a
2019	0	n/a	0	n/a	0	n/a
Total	**937,500**		**3,273,828**		**3,273,828**	

Data source: ARCOS (2006-2014) and Defendant Distribution Data (Walgreens 1/2006 - 3/2014)

Walgreens # 03706 (1/1996 to 12/2017)
DEA: BW4359116
3838 California Street
San Francisco, CA 94118

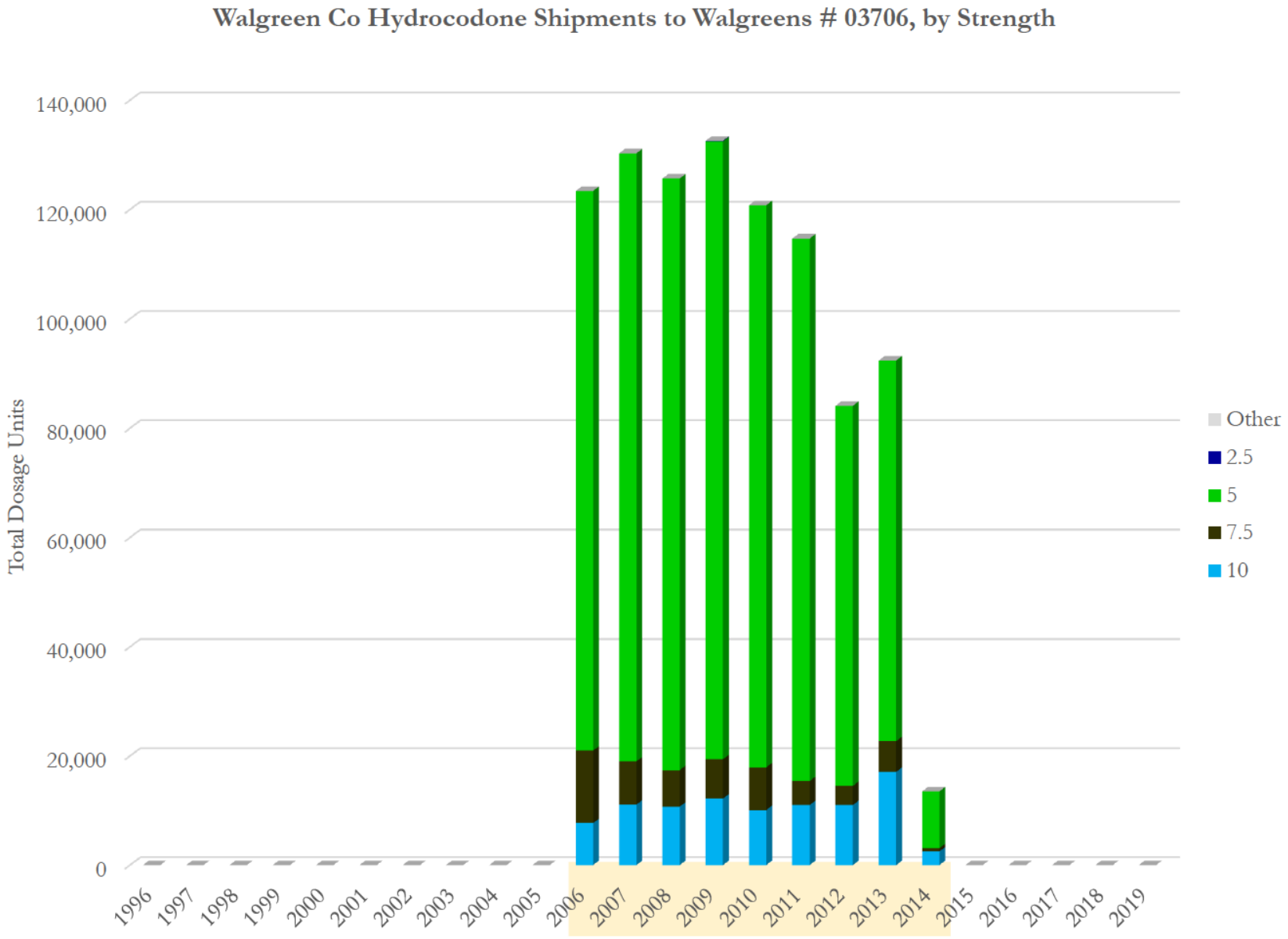

Data source: ARCOS (2006-2014) and Defendant Distribution Data (Walgreens 1/2006 - 3/2014)

Walgreens # 03706 (1/1996 to 12/2017)
DEA: BW4359116
3838 California Street
San Francisco, CA 94118

Walgreen Co Hydrocodone Shipments to Walgreens # 03706, by Strength

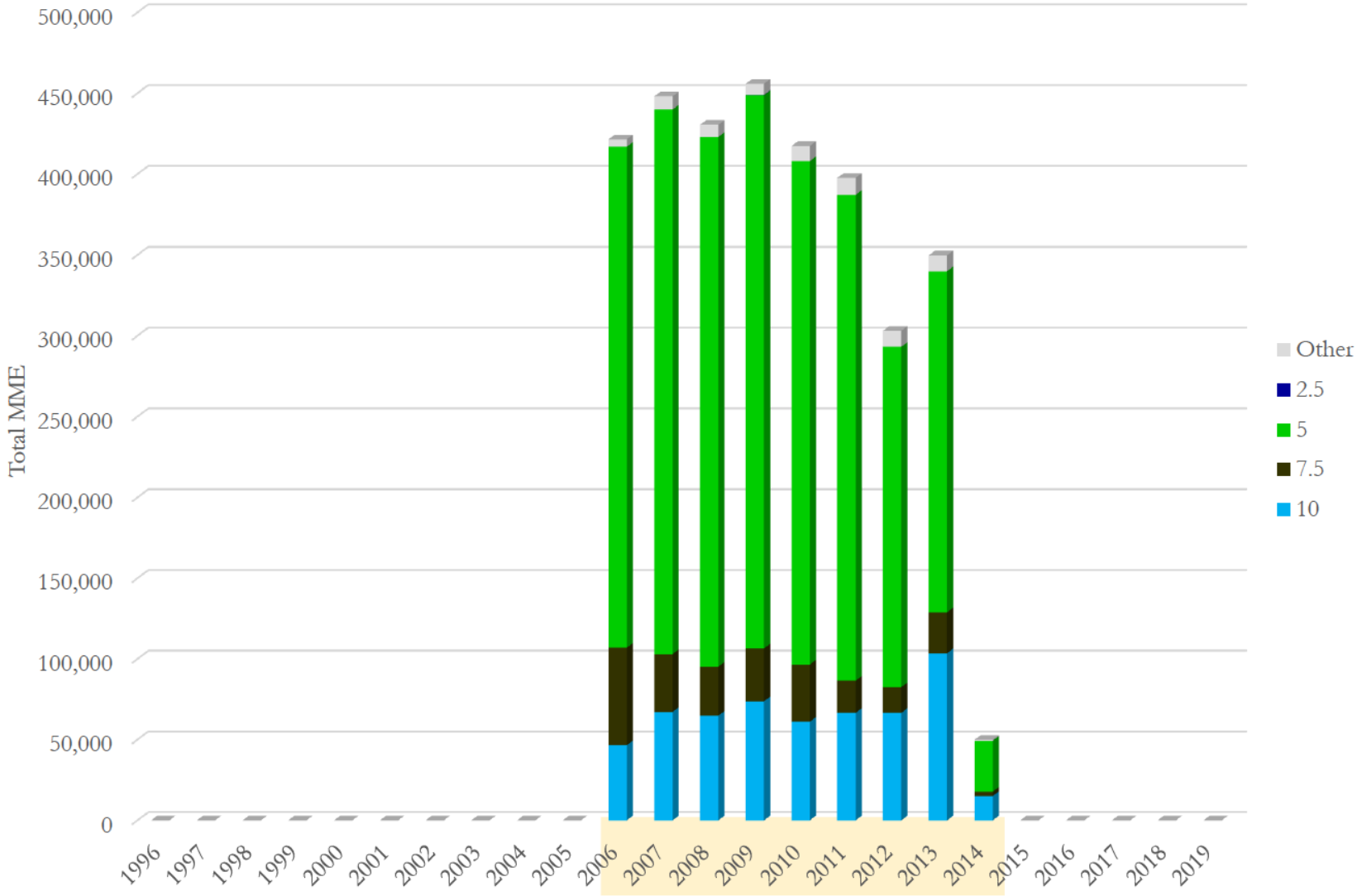

Data source: ARCOS (2006-2014) and Defendant Distribution Data (Walgreens 1/2006 - 3/2014)

Walgreens # 03706 (1/1996 to 12/2017)
DEA: BW4359116
3838 California Street
San Francisco, CA 94118

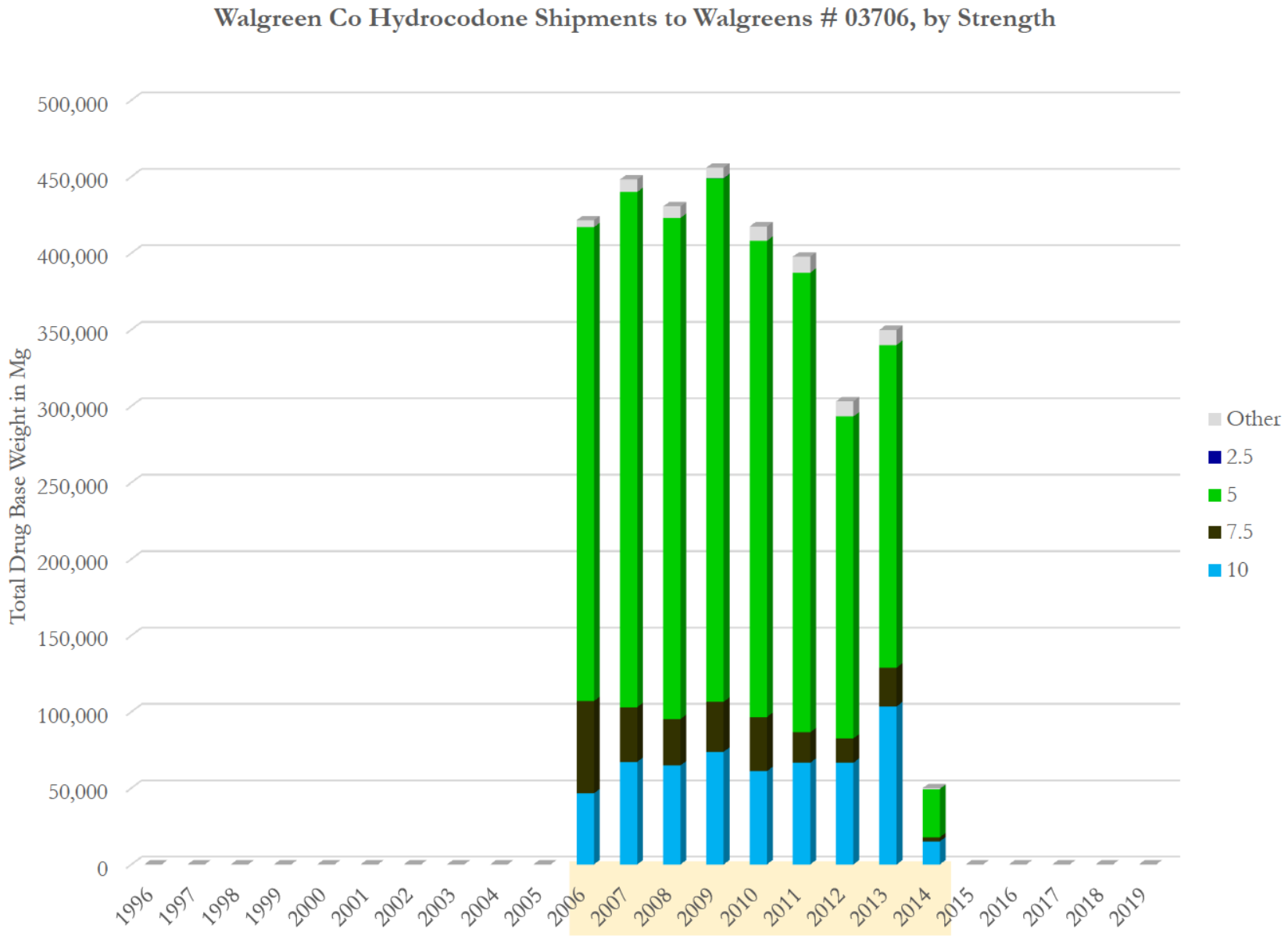

Data source: ARCOS (2006-2014) and Defendant Distribution Data (Walgreens 1/2006 - 3/2014)

Walgreens # 03706 (1/1996 to 12/2017)
DEA: BW4359116
3838 California Street
San Francisco, CA 94118

Walgreen Co Hydrocodone Shipments to Walgreens # 03706, by Strength
(Total Dosage Units)

Strength Year\	10	7.5	5	2.5	Other	Total	Avg. Str
1996	0	0	0	0	0	**0**	
1997	0	0	0	0	0	**0**	
1998	0	0	0	0	0	**0**	
1999	0	0	0	0	0	**0**	
2000	0	0	0	0	0	**0**	
2001	0	0	0	0	0	**0**	
2002	0	0	0	0	0	**0**	
2003	0	0	0	0	0	**0**	
2004	0	0	0	0	0	**0**	
2005	0	0	0	0	0	**0**	
2006	7,700	13,300	102,400	0	0	**123,400**	5.58
2007	11,100	7,900	111,300	0	0	**130,300**	5.58
2008	10,700	6,700	108,300	0	0	**125,700**	5.56
2009	12,200	7,200	113,100	100	0	**132,600**	5.59
2010	10,100	7,800	102,900	0	0	**120,800**	5.58
2011	11,000	4,400	99,300	0	0	**114,700**	5.58
2012	11,000	3,500	69,600	0	0	**84,100**	5.76
2013	17,100	5,600	69,700	0	0	**92,400**	6.08
2014	2,500	600	10,400	0	0	**13,500**	6.04
2015	0	0	0	0	0	**0**	
2016	0	0	0	0	0	**0**	
2017	0	0	0	0	0	**0**	
2018	0	0	0	0	0	**0**	
2019	0	0	0	0	0	**0**	
Total	**93,400**	**57,000**	**787,000**	**100**	**0**	**937,500**	5.65

Data source: ARCOS (2006-2014) and Defendant Distribution Data (Walgreens 1/2006 - 3/2014)

Walgreens # 03706 (1/1996 to 12/2017)
DEA: BW4359116
3838 California Street
San Francisco, CA 94118

Walgreen Co Hydrocodone Shipments to Walgreens # 03706, by Strength (Total MME)

Strength Year\	10	7.5	5	2.5	Other	Total	Avg. Str
1996	0	0	0	0	0	**0**	
1997	0	0	0	0	0	**0**	
1998	0	0	0	0	0	**0**	
1999	0	0	0	0	0	**0**	
2000	0	0	0	0	0	**0**	
2001	0	0	0	0	0	**0**	
2002	0	0	0	0	0	**0**	
2003	0	0	0	0	0	**0**	
2004	0	0	0	0	0	**0**	
2005	0	0	0	0	0	**0**	
2006	46,616	60,389	309,965	0	4,583	**421,553**	5.58
2007	67,199	35,870	336,905	0	8,164	**448,139**	5.58
2008	64,778	30,421	327,824	0	7,448	**430,471**	5.56
2009	73,859	32,692	342,354	151	6,875	**455,931**	5.59
2010	61,145	35,416	311,478	0	9,310	**417,350**	5.58
2011	66,594	19,978	300,581	0	10,456	**397,609**	5.58
2012	66,594	15,892	210,679	0	9,883	**303,048**	5.76
2013	103,523	25,427	210,982	0	9,883	**349,815**	6.08
2014	15,135	2,724	31,481	0	573	**49,913**	6.04
2015	0	0	0	0	0	**0**	
2016	0	0	0	0	0	**0**	
2017	0	0	0	0	0	**0**	
2018	0	0	0	0	0	**0**	
2019	0	0	0	0	0	**0**	
Total	**565,444**	**258,809**	**2,382,249**	**151**	**67,175**	**3,273,828**	5.65

Data source: ARCOS (2006-2014) and Defendant Distribution Data (Walgreens 1/2006 - 3/2014)

Walgreens # 03706 (1/1996 to 12/2017)
DEA: BW4359116
3838 California Street
San Francisco, CA 94118

Walgreen Co Hydrocodone Shipments to Walgreens # 03706, by Strength
(Total Drug Base Weight in Milligram)

Strength Year\	10	7.5	5	2.5	Other	Total	Avg. Str
1996	0	0	0	0	0	**0**	
1997	0	0	0	0	0	**0**	
1998	0	0	0	0	0	**0**	
1999	0	0	0	0	0	**0**	
2000	0	0	0	0	0	**0**	
2001	0	0	0	0	0	**0**	
2002	0	0	0	0	0	**0**	
2003	0	0	0	0	0	**0**	
2004	0	0	0	0	0	**0**	
2005	0	0	0	0	0	**0**	
2006	46,616	60,389	309,965	0	4,583	**421,553**	5.58
2007	67,199	35,870	336,905	0	8,164	**448,139**	5.58
2008	64,778	30,421	327,824	0	7,448	**430,471**	5.56
2009	73,859	32,692	342,354	151	6,875	**455,931**	5.59
2010	61,145	35,416	311,478	0	9,310	**417,350**	5.58
2011	66,594	19,978	300,581	0	10,456	**397,609**	5.58
2012	66,594	15,892	210,679	0	9,883	**303,048**	5.76
2013	103,523	25,427	210,982	0	9,883	**349,815**	6.08
2014	15,135	2,724	31,481	0	573	**49,913**	6.04
2015	0	0	0	0	0	**0**	
2016	0	0	0	0	0	**0**	
2017	0	0	0	0	0	**0**	
2018	0	0	0	0	0	**0**	
2019	0	0	0	0	0	**0**	
Total	**565,444**	**258,809**	**2,382,249**	**151**	**67,175**	**3,273,828**	5.65

Data source: ARCOS (2006-2014) and Defendant Distribution Data (Walgreens 1/2006 - 3/2014)

Walgreens # 03849 (6/2002 to 12/2017)
DEA: BW7703627
745 Clement St
San Francisco, CA 94118

Walgreen Co Oxycodone Shipments to Walgreens # 03849

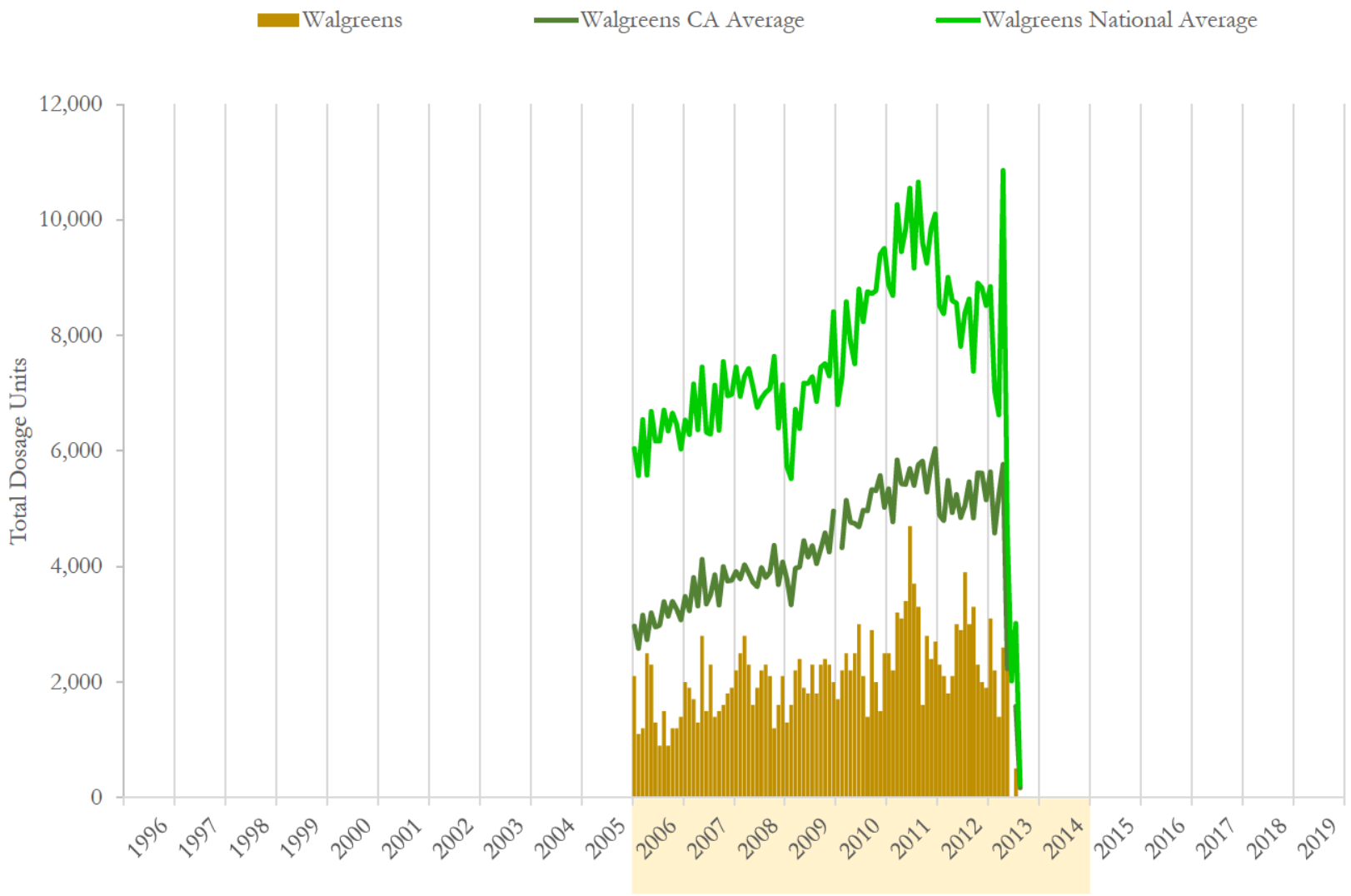

National and state averages reflect oxycodone shipped from Walgreen Co to all active pharmacies each month.
Data source: ARCOS (2006-2014) and Defendant Distribution Data (Walgreens 1/2006 - 3/2014)

Walgreens # 03849 (6/2002 to 12/2017)
DEA: BW7703627
745 Clement St
San Francisco, CA 94118

Walgreen Co Oxycodone Shipments to Walgreens # 03849

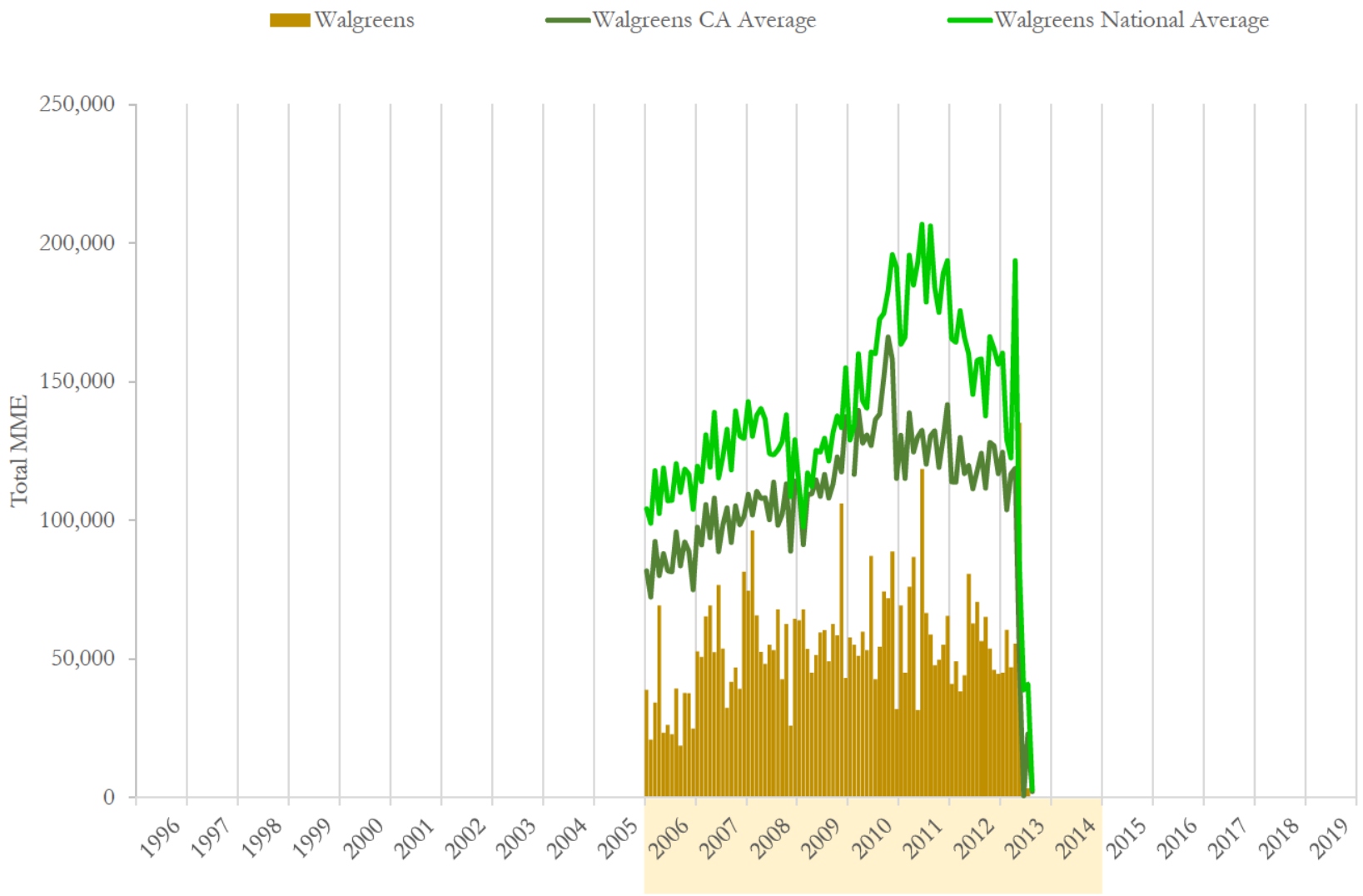

National and state averages reflect oxycodone shipped from Walgreen Co to all active pharmacies each month.
Data source: ARCOS (2006-2014) and Defendant Distribution Data (Walgreens 1/2006 - 3/2014)

Walgreens # 03849 (6/2002 to 12/2017)
DEA: BW7703627
745 Clement St
San Francisco, CA 94118

Walgreen Co Oxycodone Shipments to Walgreens # 03849

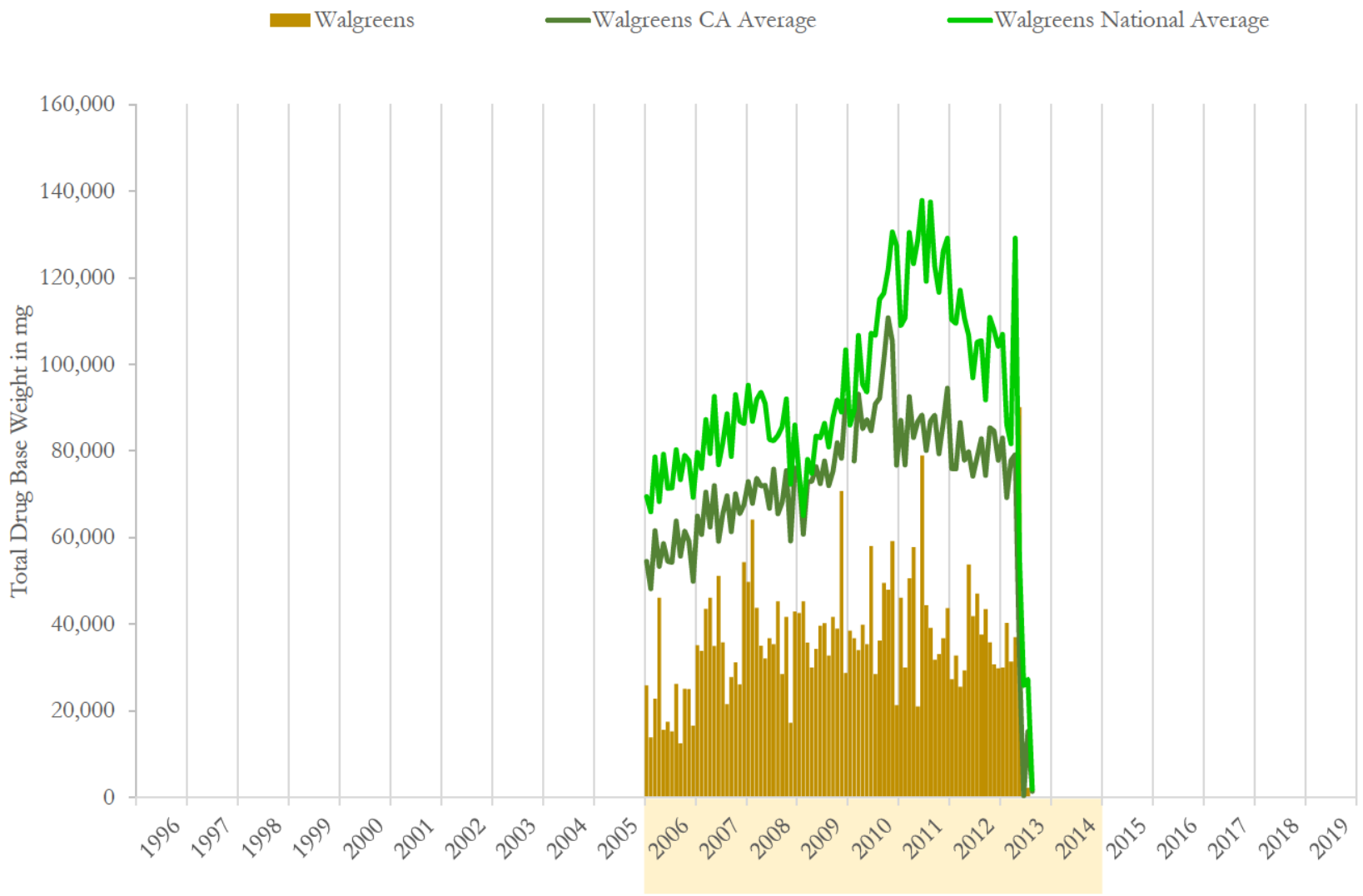

National and state averages reflect oxycodone shipped from Walgreen Co to all active pharmacies each month.
Data source: ARCOS (2006-2014) and Defendant Distribution Data (Walgreens 1/2006 - 3/2014)

Walgreens # 03849 (6/2002 to 12/2017)
DEA: BW7703627
745 Clement St
San Francisco, CA 94118

Walgreen Co Oxycodone Shipments to Walgreens # 03849

	Dosage Units		MME		Drug Base Weight in mg	
Date	Walgreens	% Change	Walgreens	% Change	Walgreens	% Change
01/2006	2,100	n/a	38,863	n/a	25,909	n/a
02/2006	1,100	-47.6%	20,844	-46.4%	13,896	-46.4%
03/2006	1,200	9.1%	34,291	64.5%	22,861	64.5%
04/2006	2,500	108.3%	69,255	102.0%	46,170	102.0%
05/2006	2,300	-8.0%	23,399	-66.2%	15,599	-66.2%
06/2006	1,300	-43.5%	26,223	12.1%	17,482	12.1%
07/2006	900	-30.8%	22,861	-12.8%	15,241	-12.8%
08/2006	1,500	66.7%	39,334	72.1%	26,223	72.1%
09/2006	900	-40.0%	18,759	-52.3%	12,506	-52.3%
10/2006	1,200	33.3%	37,653	100.7%	25,102	100.7%
11/2006	1,200	0.0%	37,586	-0.2%	25,057	-0.2%
12/2006	1,400	16.7%	24,878	-33.8%	16,585	-33.8%
01/2007	2,000	42.9%	52,714	111.9%	35,143	111.9%
02/2007	1,900	-5.0%	50,744	-3.7%	33,829	-3.7%
03/2007	1,700	-10.5%	65,361	28.8%	43,574	28.8%
04/2007	1,300	-23.5%	69,255	6.0%	46,170	6.0%
05/2007	2,800	115.4%	52,438	-24.3%	34,959	-24.3%
06/2007	1,500	-46.4%	76,698	46.3%	51,132	46.3%
07/2007	2,300	53.3%	53,790	-29.9%	35,860	-29.9%
08/2007	1,400	-39.1%	32,368	-39.8%	21,579	-39.8%
09/2007	1,500	7.1%	41,734	28.9%	27,823	28.9%
10/2007	1,600	6.7%	46,824	12.2%	31,216	12.2%
11/2007	1,800	12.5%	39,186	-16.3%	26,124	-16.3%
12/2007	1,900	5.6%	81,451	107.9%	54,301	107.9%

Data source: ARCOS (2006-2014) and Defendant Distribution Data (Walgreens 1/2006 - 3/2014)

Walgreens # 03849 (6/2002 to 12/2017)
DEA: BW7703627
745 Clement St
San Francisco, CA 94118

Walgreen Co Oxycodone Shipments to Walgreens # 03849

	Dosage Units		MME		Drug Base Weight in mg	
Date	Walgreens	% Change	Walgreens	% Change	Walgreens	% Change
01/2008	2,200	15.8%	74,634	-8.4%	49,756	-8.4%
02/2008	2,500	13.6%	96,244	29.0%	64,162	29.0%
03/2008	2,800	12.0%	65,698	-31.7%	43,798	-31.7%
04/2008	2,300	-17.9%	52,539	-20.0%	35,026	-20.0%
05/2008	1,600	-30.4%	48,169	-8.3%	32,113	-8.3%
06/2008	1,900	18.8%	55,135	14.5%	36,757	14.5%
07/2008	2,200	15.8%	53,118	-3.7%	35,412	-3.7%
08/2008	2,300	4.5%	67,910	27.8%	45,273	27.8%
09/2008	2,100	-8.7%	42,696	-37.1%	28,464	-37.1%
10/2008	1,200	-42.9%	62,531	46.5%	41,687	46.5%
11/2008	1,600	33.3%	25,886	-58.6%	17,258	-58.6%
12/2008	2,100	31.3%	64,481	149.1%	42,987	149.1%
01/2009	1,300	-38.1%	63,876	-0.9%	42,584	-0.9%
02/2009	1,600	23.1%	67,910	6.3%	45,273	6.3%
03/2009	2,200	37.5%	53,656	-21.0%	35,770	-21.0%
04/2009	2,400	9.1%	45,049	-16.0%	30,033	-16.0%
05/2009	1,900	-20.8%	51,437	14.2%	34,291	14.2%
06/2009	1,800	-5.3%	59,505	15.7%	39,670	15.7%
07/2009	2,300	27.8%	60,447	1.6%	40,298	1.6%
08/2009	1,800	-21.7%	49,083	-18.8%	32,722	-18.8%
09/2009	2,300	27.8%	62,531	27.4%	41,687	27.4%
10/2009	2,400	4.3%	58,497	-6.5%	38,998	-6.5%
11/2009	2,300	-4.2%	106,101	81.4%	70,734	81.4%
12/2009	2,000	-13.0%	43,166	-59.3%	28,778	-59.3%

Data source: ARCOS (2006-2014) and Defendant Distribution Data (Walgreens 1/2006 - 3/2014)

Walgreens # 03849 (6/2002 to 12/2017)
DEA: BW7703627
745 Clement St
San Francisco, CA 94118

Walgreen Co Oxycodone Shipments to Walgreens # 03849

	Dosage Units		MME		Drug Base Weight in mg	
Date	Walgreens	% Change	Walgreens	% Change	Walgreens	% Change
01/2010	1,700	-15.0%	57,757	33.8%	38,505	33.8%
02/2010	2,200	29.4%	55,135	-4.5%	36,757	-4.5%
03/2010	2,500	13.6%	51,033	-7.4%	34,022	-7.4%
04/2010	2,200	-12.0%	59,774	17.1%	39,849	17.1%
05/2010	2,500	13.6%	53,118	-11.1%	35,412	-11.1%
06/2010	3,000	20.0%	87,073	63.9%	58,048	63.9%
07/2010	2,100	-30.0%	42,696	-51.0%	28,464	-51.0%
08/2010	1,400	-33.3%	54,395	27.4%	36,263	27.4%
09/2010	2,900	107.1%	74,297	36.6%	49,532	36.6%
10/2010	2,000	-31.0%	71,944	-3.2%	47,963	-3.2%
11/2010	1,500	-25.0%	88,754	23.4%	59,169	23.4%
12/2010	2,500	66.7%	31,938	-64.0%	21,292	-64.0%
01/2011	2,500	0.0%	69,187	116.6%	46,125	116.6%
02/2011	2,200	-12.0%	45,049	-34.9%	30,033	-34.9%
03/2011	3,200	45.5%	75,978	68.7%	50,652	68.7%
04/2011	3,100	-3.1%	86,736	14.2%	57,824	14.2%
05/2011	3,400	9.7%	31,534	-63.6%	21,023	-63.6%
06/2011	4,700	38.2%	118,472	275.7%	78,982	275.7%
07/2011	3,700	-21.3%	66,565	-43.8%	44,377	-43.8%
08/2011	3,300	-10.8%	58,766	-11.7%	39,177	-11.7%
09/2011	1,600	-51.5%	47,739	-18.8%	31,826	-18.8%
10/2011	2,800	75.0%	49,756	4.2%	33,171	4.2%
11/2011	2,400	-14.3%	55,135	10.8%	36,757	10.8%
12/2011	2,700	12.5%	65,557	18.9%	43,704	18.9%

Data source: ARCOS (2006-2014) and Defendant Distribution Data (Walgreens 1/2006 - 3/2014)

Walgreens # 03849 (6/2002 to 12/2017)
DEA: BW7703627
745 Clement St
San Francisco, CA 94118

Walgreen Co Oxycodone Shipments to Walgreens # 03849

	Dosage Units		MME		Drug Base Weight in mg	
Date	Walgreens	% Change	Walgreens	% Change	Walgreens	% Change
01/2012	2,300	-14.8%	41,015	-37.4%	27,343	-37.4%
02/2012	2,100	-8.7%	49,083	19.7%	32,722	19.7%
03/2012	1,800	-14.3%	38,325	-21.9%	25,550	-21.9%
04/2012	2,100	16.7%	44,041	14.9%	29,360	14.9%
05/2012	3,000	42.9%	80,685	83.2%	53,790	83.2%
06/2012	2,900	-3.3%	62,867	-22.1%	41,911	-22.1%
07/2012	3,900	34.5%	70,599	12.3%	47,066	12.3%
08/2012	3,000	-23.1%	56,480	-20.0%	37,653	-20.0%
09/2012	3,300	10.0%	65,220	15.5%	43,480	15.5%
10/2012	2,300	-30.3%	53,790	-17.5%	35,860	-17.5%
11/2012	2,000	-13.0%	46,058	-14.4%	30,705	-14.4%
12/2012	1,900	-5.0%	44,713	-2.9%	29,809	-2.9%
01/2013	3,100	63.2%	45,027	0.7%	30,018	0.7%
02/2013	2,200	-29.0%	60,514	34.4%	40,343	34.4%
03/2013	1,400	-36.4%	47,066	-22.2%	31,378	-22.2%
04/2013	2,600	85.7%	55,471	17.9%	36,981	17.9%
05/2013	3,000	15.4%	135,147	143.6%	90,098	143.6%
06/2013	0	-100.0%	0	-100.0%	0	-100.0%
07/2013	500	n/a	3,362	n/a	2,241	n/a
08/2013	0	-100.0%	0	-100.0%	0	-100.0%
09/2013	0	n/a	0	n/a	0	n/a
10/2013	0	n/a	0	n/a	0	n/a
11/2013	0	n/a	0	n/a	0	n/a
12/2013	0	n/a	0	n/a	0	n/a

Data source: ARCOS (2006-2014) and Defendant Distribution Data (Walgreens 1/2006 - 3/2014)

Walgreens # 03849 (6/2002 to 12/2017)
DEA: BW7703627
745 Clement St
San Francisco, CA 94118

Walgreen Co Oxycodone Shipments to Walgreens # 03849

	Dosage Units		MME		Drug Base Weight in mg	
Date	Walgreens	% Change	Walgreens	% Change	Walgreens	% Change
1996	0		0		0	
1997	0	n/a	0	n/a	0	n/a
1998	0	n/a	0	n/a	0	n/a
1999	0	n/a	0	n/a	0	n/a
2000	0	n/a	0	n/a	0	n/a
2001	0	n/a	0	n/a	0	n/a
2002	0	n/a	0	n/a	0	n/a
2003	0	n/a	0	n/a	0	n/a
2004	0	n/a	0	n/a	0	n/a
2005	0	n/a	0	n/a	0	n/a
2006	17,600	n/a	393,945	n/a	262,630	n/a
2007	21,700	23.3%	662,563	68.2%	441,709	68.2%
2008	24,800	14.3%	709,039	7.0%	472,693	7.0%
2009	24,300	-2.0%	721,257	1.7%	480,838	1.7%
2010	26,500	9.1%	727,913	0.9%	485,275	0.9%
2011	35,600	34.3%	770,475	5.8%	513,650	5.8%
2012	30,600	-14.0%	652,876	-15.3%	435,251	-15.3%
2013	12,800	-58.2%	346,587	-46.9%	231,058	-46.9%
2014	0	-100.0%	0	-100.0%	0	-100.0%
2015	0	n/a	0	n/a	0	n/a
2016	0	n/a	0	n/a	0	n/a
2017	0	n/a	0	n/a	0	n/a
2018	0	n/a	0	n/a	0	n/a
2019	0	n/a	0	n/a	0	n/a
Total	**193,900**		**4,984,654**		**3,323,103**	

Data source: ARCOS (2006-2014) and Defendant Distribution Data (Walgreens 1/2006 - 3/2014)

Walgreens # 03849 (6/2002 to 12/2017)
DEA: BW7703627
745 Clement St
San Francisco, CA 94118

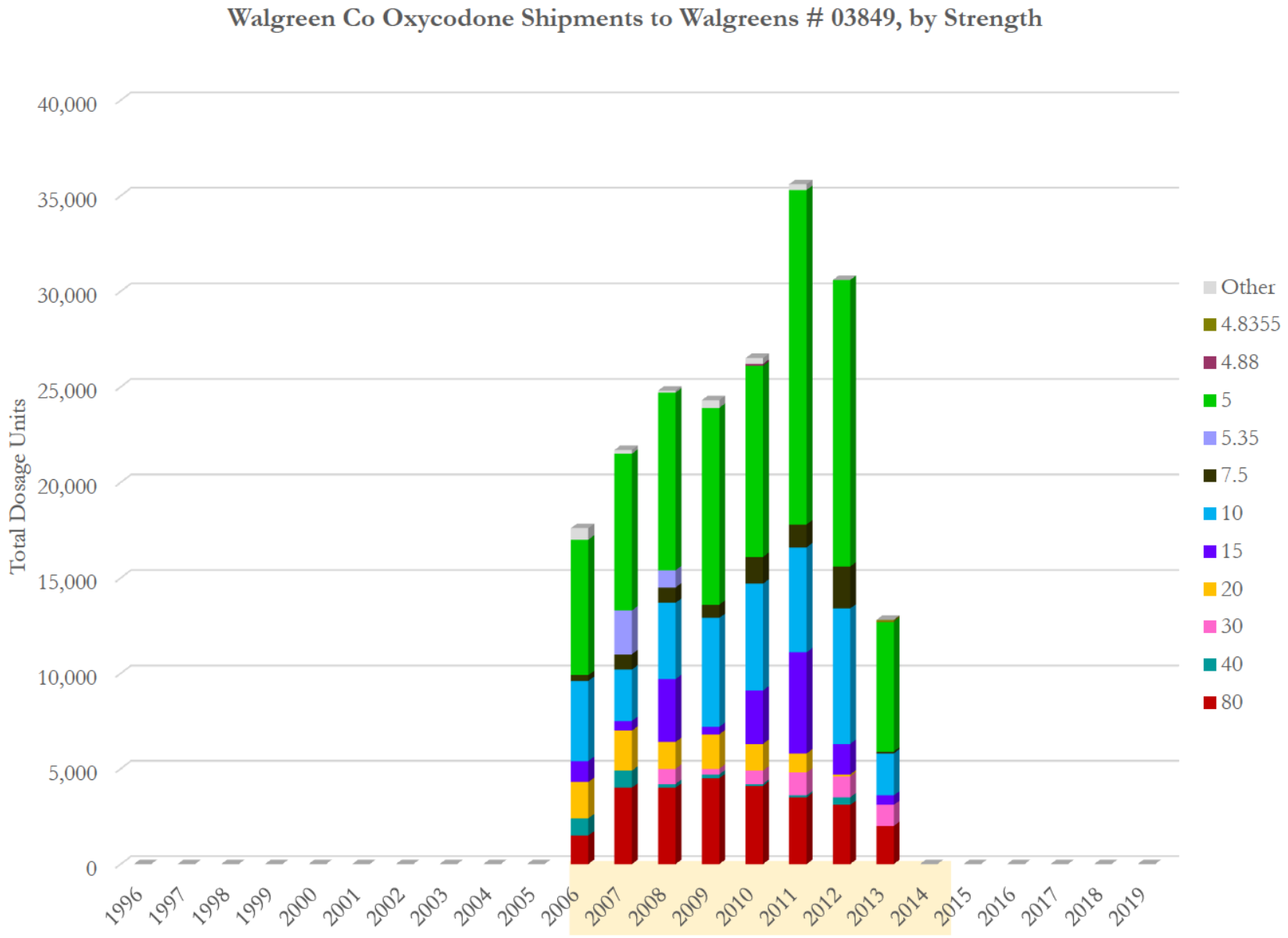

Data source: ARCOS (2006-2014) and Defendant Distribution Data (Walgreens 1/2006 - 3/2014)

Walgreens # 03849 (6/2002 to 12/2017)
DEA: BW7703627
745 Clement St
San Francisco, CA 94118

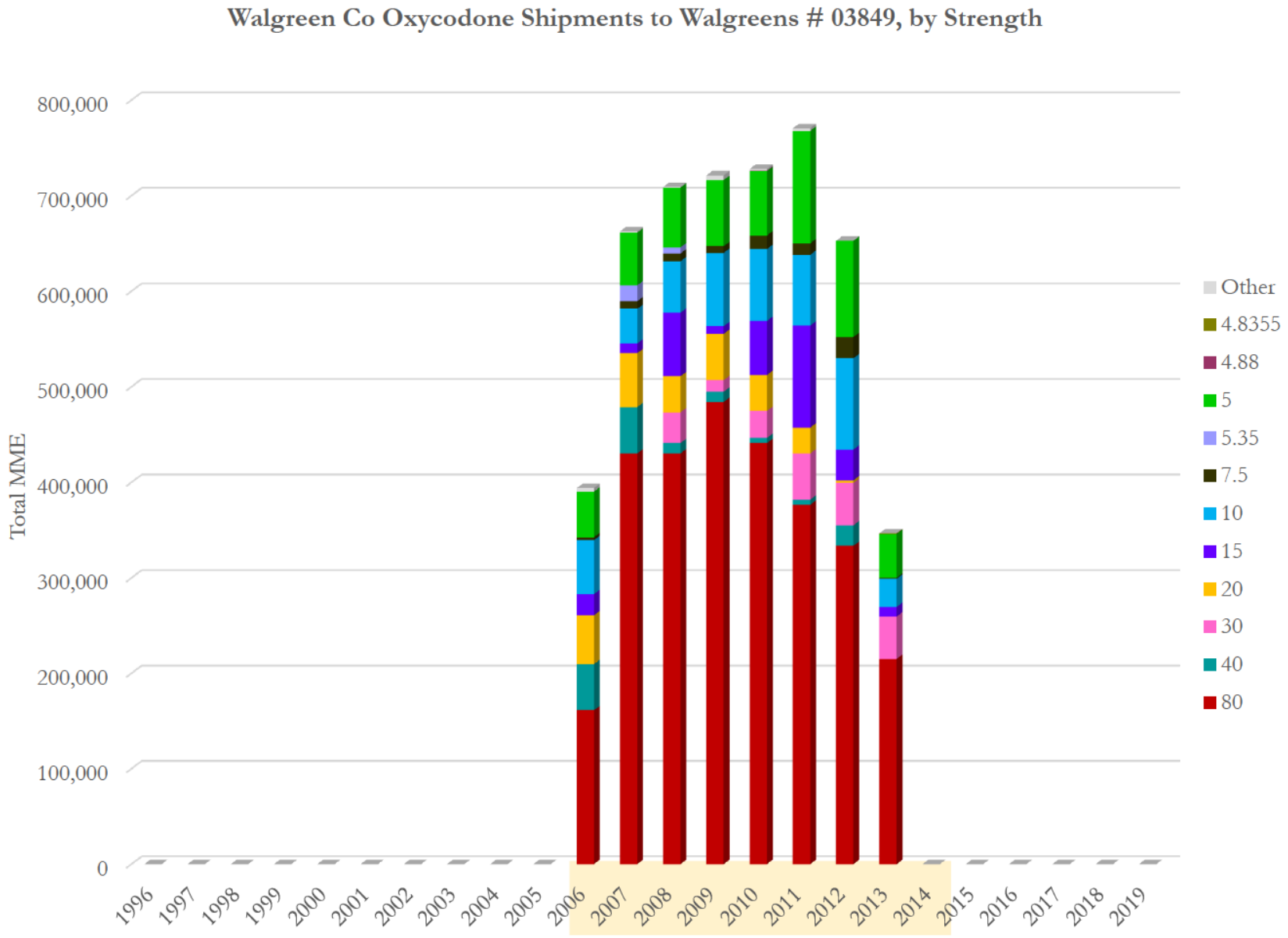

Data source: ARCOS (2006-2014) and Defendant Distribution Data (Walgreens 1/2006 - 3/2014)

Walgreens # 03849 (6/2002 to 12/2017)
DEA: BW7703627
745 Clement St
San Francisco, CA 94118

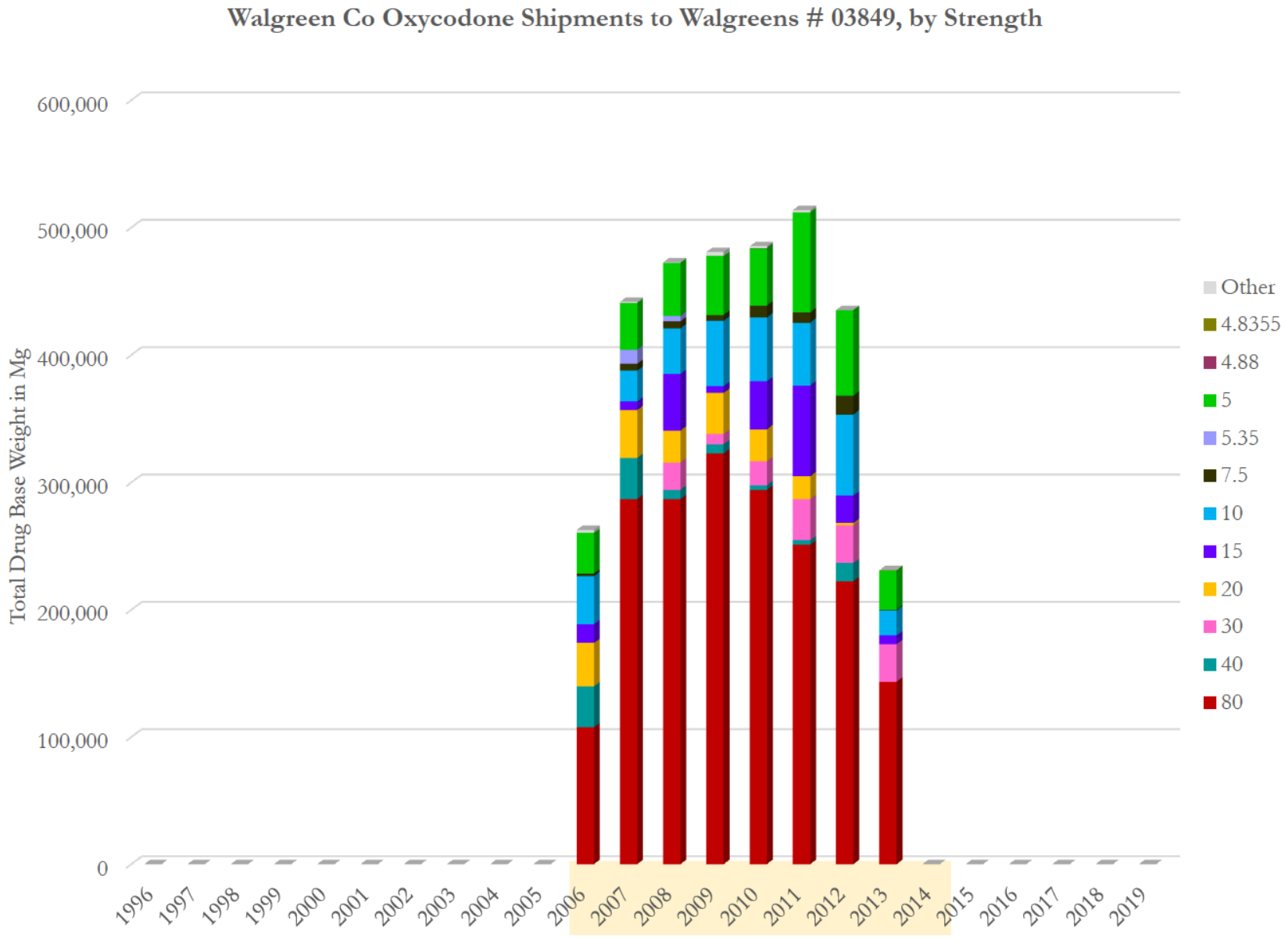

Data source: ARCOS (2006-2014) and Defendant Distribution Data (Walgreens 1/2006 - 3/2014)

Walgreens # 03849 (6/2002 to 12/2017)
DEA: BW7703627
745 Clement St
San Francisco, CA 94118

Walgreen Co Oxycodone Shipments to Walgreens # 03849, by Strength
(Total Dosage Units)

Strength Year\	80	40	30	20	15	10	7.5	5.35	5	4.88	4.8355	Other	Total	Avg. Str
1996	0	0	0	0	0	0	0	0	0	0	0	0	**0**	
1997	0	0	0	0	0	0	0	0	0	0	0	0	**0**	
1998	0	0	0	0	0	0	0	0	0	0	0	0	**0**	
1999	0	0	0	0	0	0	0	0	0	0	0	0	**0**	
2000	0	0	0	0	0	0	0	0	0	0	0	0	**0**	
2001	0	0	0	0	0	0	0	0	0	0	0	0	**0**	
2002	0	0	0	0	0	0	0	0	0	0	0	0	**0**	
2003	0	0	0	0	0	0	0	0	0	0	0	0	**0**	
2004	0	0	0	0	0	0	0	0	0	0	0	0	**0**	
2005	0	0	0	0	0	0	0	0	0	0	0	0	**0**	
2006	1,500	900	0	1,900	1,100	4,200	300	0	7,100	0	0	600	**17,600**	17 07
2007	4,000	900	0	2,100	500	2,700	800	2,300	8,200	0	0	200	**21,700**	22 87
2008	4,000	200	800	1,400	3,300	4,000	800	900	9,300	0	0	100	**24,800**	21 33
2009	4,500	200	300	1,800	400	5,700	700	0	10,300	0	0	400	**24,300**	22 29
2010	4,100	100	700	1,400	2,800	5,600	1,400	0	10,000	100	0	300	**26,500**	20 61
2011	3,500	100	1,200	1,000	5,300	5,500	1,200	0	17,500	0	0	300	**35,600**	16 18
2012	3,100	400	1,100	100	1,600	7,100	2,200	0	15,000	0	0	0	**30,600**	15 87
2013	2,000	0	1,100	0	500	2,200	100	0	6,800	0	100	0	**12,800**	20 14
2014	0	0	0	0	0	0	0	0	0	0	0	0	**0**	
2015	0	0	0	0	0	0	0	0	0	0	0	0	**0**	
2016	0	0	0	0	0	0	0	0	0	0	0	0	**0**	
2017	0	0	0	0	0	0	0	0	0	0	0	0	**0**	
2018	0	0	0	0	0	0	0	0	0	0	0	0	**0**	
2019	0	0	0	0	0	0	0	0	0	0	0	0	**0**	
Total	**26,700**	**2,800**	**5,200**	**9,700**	**15,500**	**37,000**	**7,500**	**3,200**	**84,200**	**100**	**100**	**1,900**	**193,900**	19 25

Data source: ARCOS (2006-2014) and Defendant Distribution Data (Walgreens 1/2006 - 3/2014)

Walgreens # 03849 (6/2002 to 12/2017)
DEA: BW7703627
745 Clement St
San Francisco, CA 94118

Walgreen Co Oxycodone Shipments to Walgreens # 03849, by Strength
(Total MME)

Strength Year\	80	40	30	20	15	10	7.5	5.35	5	4.88	4.8355	Other	Total	Avg. Str
1996	0	0	0	0	0	0	0	0	0	0	0	0	**0**	
1997	0	0	0	0	0	0	0	0	0	0	0	0	**0**	
1998	0	0	0	0	0	0	0	0	0	0	0	0	**0**	
1999	0	0	0	0	0	0	0	0	0	0	0	0	**0**	
2000	0	0	0	0	0	0	0	0	0	0	0	0	**0**	
2001	0	0	0	0	0	0	0	0	0	0	0	0	**0**	
2002	0	0	0	0	0	0	0	0	0	0	0	0	**0**	
2003	0	0	0	0	0	0	0	0	0	0	0	0	**0**	
2004	0	0	0	0	0	0	0	0	0	0	0	0	**0**	
2005	0	0	0	0	0	0	0	0	0	0	0	0	**0**	
2006	161,370	48,411	0	51,101	22,188	56,480	3,026	0	47,739	0	0	3,631	**393,945**	17 07
2007	430,320	48,411	0	56,480	10,086	36,308	8,069	16,545	55,135	0	0	1,210	**662,563**	22 87
2008	430,320	10,758	32,274	37,653	66,565	53,790	8,069	6,474	62,531	0	0	605	**709,039**	21 33
2009	484,110	10,758	12,103	48,411	8,069	76,651	7,060	0	69,255	0	0	4,841	**721,257**	22 29
2010	441,078	5,379	28,240	37,653	56,480	75,306	14,120	0	67,238	605	0	1,815	**727,913**	20 61
2011	376,530	5,379	48,411	26,895	106,908	73,961	12,103	0	117,666	0	0	2,622	**770,475**	16 18
2012	333,498	21,516	44,377	2,690	32,274	95,477	22,188	0	100,856	0	0	0	**652,876**	15 87
2013	215,160	0	44,377	0	10,086	29,585	1,009	0	45,722	0	650	0	**346,587**	20 14
2014	0	0	0	0	0	0	0	0	0	0	0	0	**0**	
2015	0	0	0	0	0	0	0	0	0	0	0	0	**0**	
2016	0	0	0	0	0	0	0	0	0	0	0	0	**0**	
2017	0	0	0	0	0	0	0	0	0	0	0	0	**0**	
2018	0	0	0	0	0	0	0	0	0	0	0	0	**0**	
2019	0	0	0	0	0	0	0	0	0	0	0	0	**0**	
Total	**2,872,386**	**150,612**	**209,781**	**260,882**	**312,654**	**497,558**	**75,642**	**23,020**	**566,140**	**605**	**650**	**14,725**	**4,984,654**	19 25

Data source: ARCOS (2006-2014) and Defendant Distribution Data (Walgreens 1/2006 - 3/2014)

Walgreens # 03849 (6/2002 to 12/2017)
DEA: BW7703627
745 Clement St
San Francisco, CA 94118

Walgreen Co Oxycodone Shipments to Walgreens # 03849, by Strength
(Total Drug Base Weight in Milligram)

Strength Year\	80	40	30	20	15	10	7.5	5.35	5	4.88	4.8355	Other	Total	Avg. Str
1996	0	0	0	0	0	0	0	0	0	0	0	0	**0**	
1997	0	0	0	0	0	0	0	0	0	0	0	0	**0**	
1998	0	0	0	0	0	0	0	0	0	0	0	0	**0**	
1999	0	0	0	0	0	0	0	0	0	0	0	0	**0**	
2000	0	0	0	0	0	0	0	0	0	0	0	0	**0**	
2001	0	0	0	0	0	0	0	0	0	0	0	0	**0**	
2002	0	0	0	0	0	0	0	0	0	0	0	0	**0**	
2003	0	0	0	0	0	0	0	0	0	0	0	0	**0**	
2004	0	0	0	0	0	0	0	0	0	0	0	0	**0**	
2005	0	0	0	0	0	0	0	0	0	0	0	0	**0**	
2006	107,580	32,274	0	34,067	14,792	37,653	2,017	0	31,826	0	0	2,421	**262,630**	17 07
2007	286,880	32,274	0	37,653	6,724	24,206	5,379	11,030	36,757	0	0	807	**441,709**	22 87
2008	286,880	7,172	21,516	25,102	44,377	35,860	5,379	4,316	41,687	0	0	403	**472,693**	21 33
2009	322,740	7,172	8,069	32,274	5,379	51,101	4,707	0	46,170	0	0	3,227	**480,838**	22 29
2010	294,052	3,586	18,827	25,102	37,653	50,204	9,413	0	44,825	403	0	1,210	**485,275**	20 61
2011	251,020	3,586	32,274	17,930	71,272	49,308	8,069	0	78,444	0	0	1,748	**513,650**	16 18
2012	222,332	14,344	29,585	1,793	21,516	63,652	14,792	0	67,238	0	0	0	**435,251**	15 87
2013	143,440	0	29,585	0	6,724	19,723	672	0	30,481	0	434	0	**231,058**	20 14
2014	0	0	0	0	0	0	0	0	0	0	0	0	**0**	
2015	0	0	0	0	0	0	0	0	0	0	0	0	**0**	
2016	0	0	0	0	0	0	0	0	0	0	0	0	**0**	
2017	0	0	0	0	0	0	0	0	0	0	0	0	**0**	
2018	0	0	0	0	0	0	0	0	0	0	0	0	**0**	
2019	0	0	0	0	0	0	0	0	0	0	0	0	**0**	
Total	**1,914,924**	**100,408**	**139,854**	**173,921**	**208,436**	**331,705**	**50,428**	**15,346**	**377,427**	**403**	**434**	**9,817**	**3,323,103**	19 25

Data source: ARCOS (2006-2014) and Defendant Distribution Data (Walgreens 1/2006 - 3/2014)

Walgreens # 03849 (6/2002 to 12/2017)
DEA: BW7703627
745 Clement St
San Francisco, CA 94118

Walgreen Co Hydrocodone Shipments to Walgreens # 03849

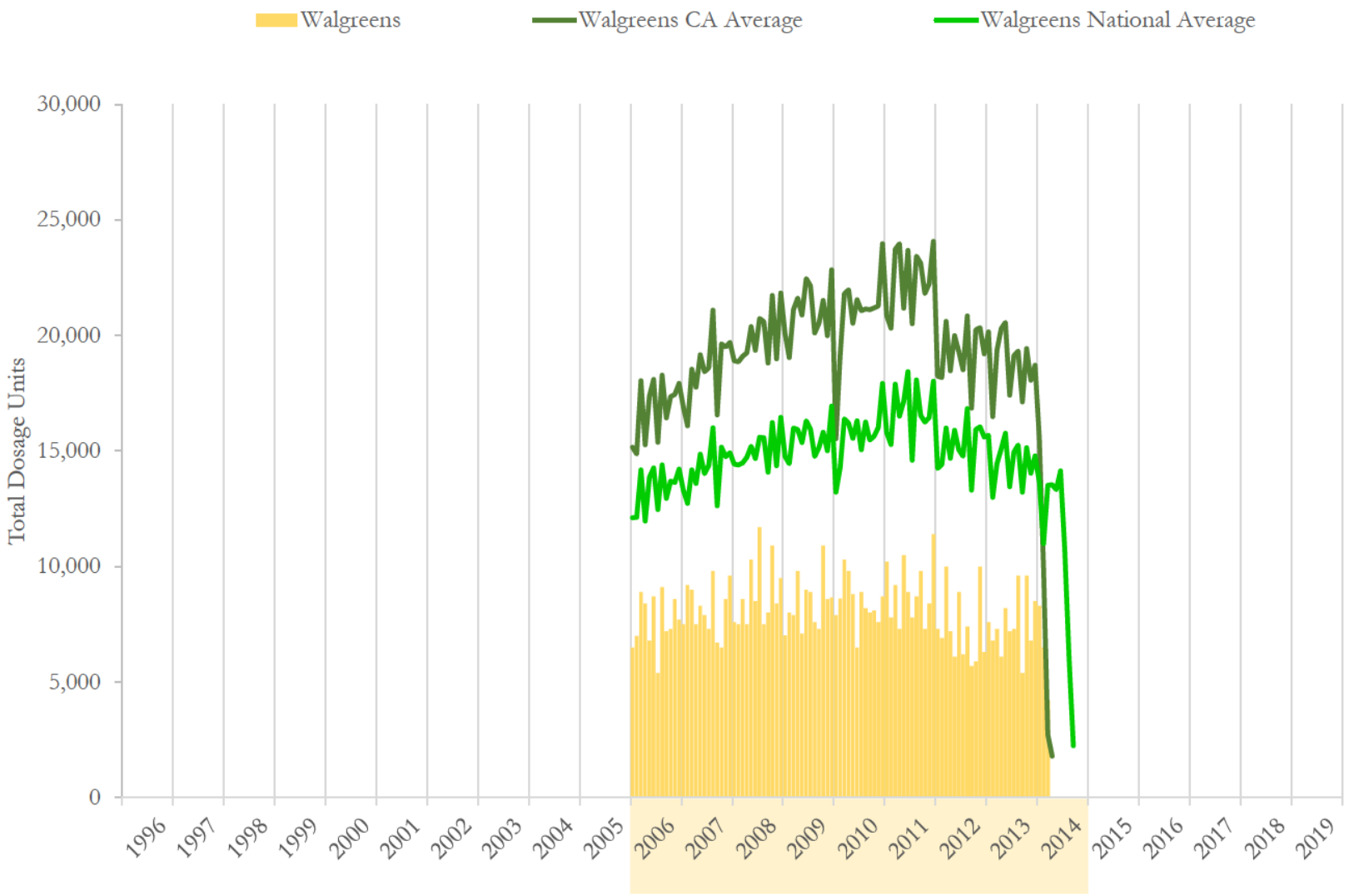

National and state averages reflect hydrocodone shipped from Walgreen Co to all active pharmacies each month.
Data source: ARCOS (2006-2014) and Defendant Distribution Data (Walgreens 1/2006 - 3/2014)

Walgreens # 03849 (6/2002 to 12/2017)
DEA: BW7703627
745 Clement St
San Francisco, CA 94118

Walgreen Co Hydrocodone Shipments to Walgreens # 03849

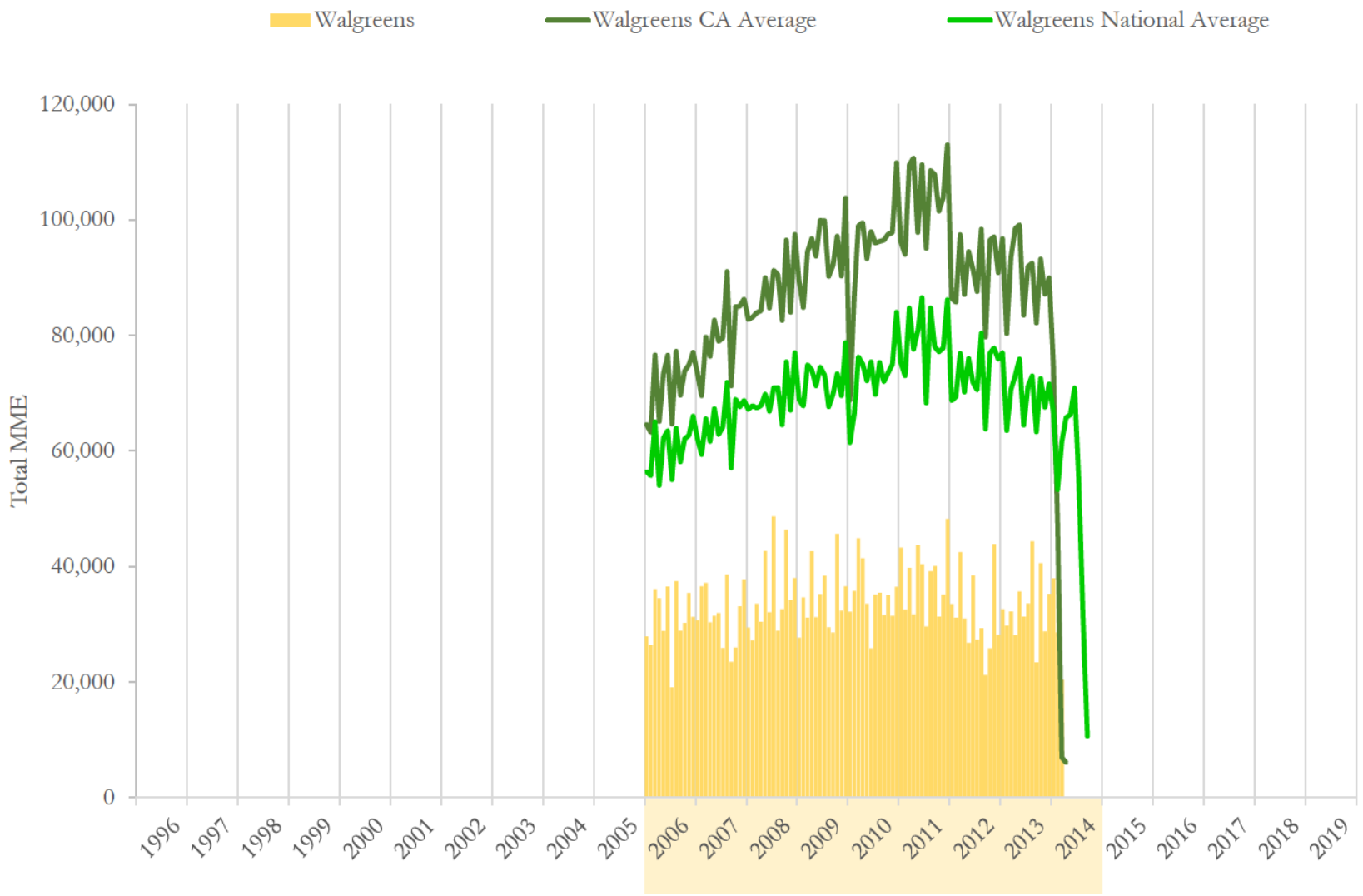

National and state averages reflect hydrocodone shipped from Walgreen Co to all active pharmacies each month.
Data source: ARCOS (2006-2014) and Defendant Distribution Data (Walgreens 1/2006 - 3/2014)

Walgreens # 03849 (6/2002 to 12/2017)
DEA: BW7703627
745 Clement St
San Francisco, CA 94118

Walgreen Co Hydrocodone Shipments to Walgreens # 03849

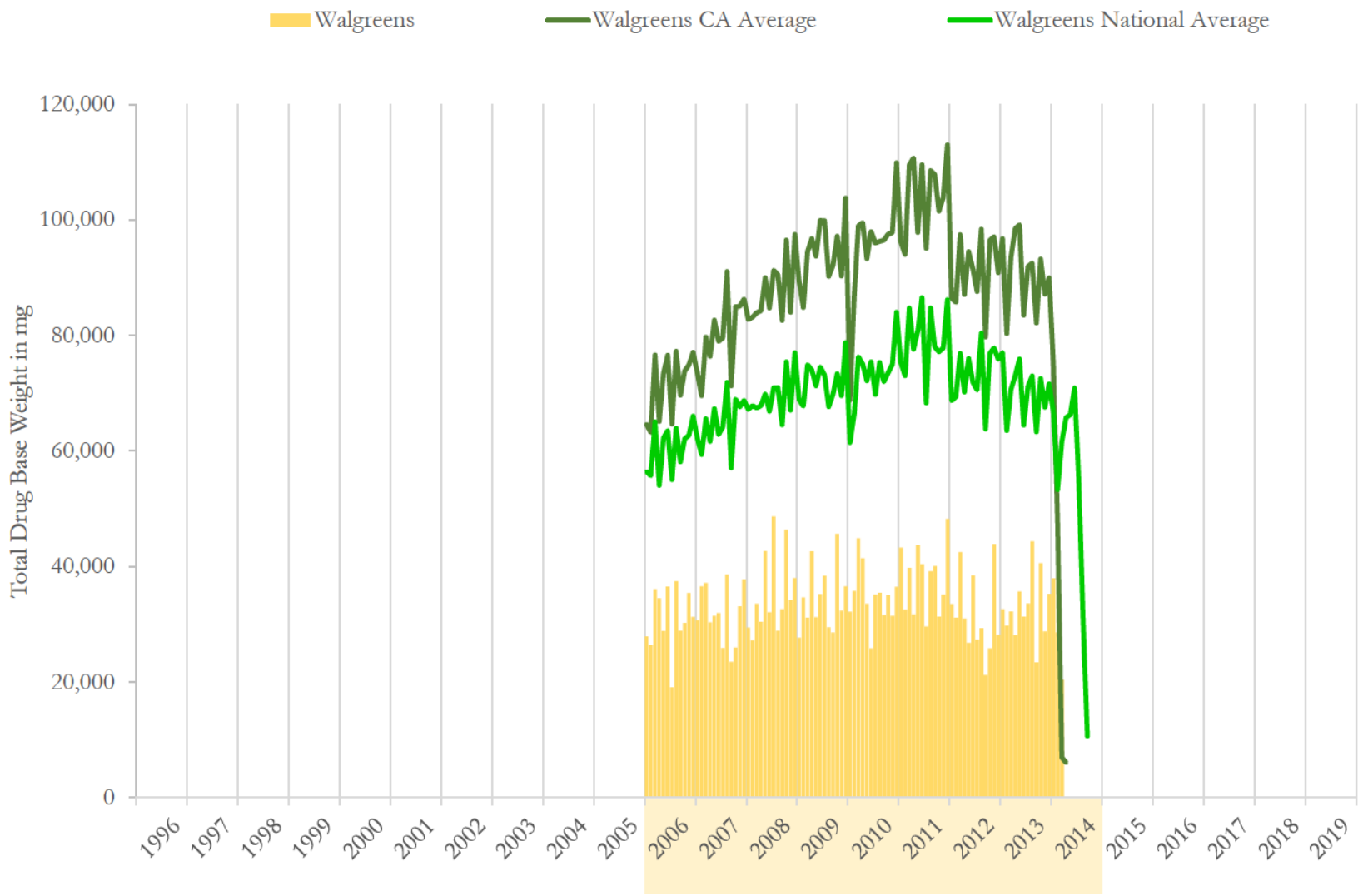

National and state averages reflect hydrocodone shipped from Walgreen Co to all active pharmacies each month.
Data source: ARCOS (2006-2014) and Defendant Distribution Data (Walgreens 1/2006 - 3/2014)

Walgreens # 03849 (6/2002 to 12/2017)
DEA: BW7703627
745 Clement St
San Francisco, CA 94118

Walgreen Co Hydrocodone Shipments to Walgreens # 03849

	Dosage Units		MME		Drug Base Weight in mg	
Date	Walgreens	% Change	Walgreens	% Change	Walgreens	% Change
01/2006	6,500	n/a	27,919	n/a	27,919	n/a
02/2006	7,000	7.7%	26,470	-5.2%	26,470	-5.2%
03/2006	8,900	27.1%	36,091	36.3%	36,091	36.3%
04/2006	8,400	-5.6%	34,504	-4.4%	34,504	-4.4%
05/2006	6,800	-19.0%	28,810	-16.5%	28,810	-16.5%
06/2006	8,700	27.9%	36,529	26.8%	36,529	26.8%
07/2006	5,400	-37.9%	19,070	-47.8%	19,070	-47.8%
08/2006	9,100	68.5%	37,437	96.3%	37,437	96.3%
09/2006	7,200	-20.9%	28,867	-22.9%	28,867	-22.9%
10/2006	7,300	1.4%	30,229	4.7%	30,229	4.7%
11/2006	8,600	17.8%	35,367	17.0%	35,367	17.0%
12/2006	7,700	-10.5%	31,297	-11.5%	31,297	-11.5%
01/2007	7,500	-2.6%	30,708	-1.9%	30,708	-1.9%
02/2007	9,200	22.7%	36,594	19.2%	36,594	19.2%
03/2007	9,000	-2.2%	37,135	1.5%	37,135	1.5%
04/2007	7,500	-16.7%	30,356	-18.3%	30,356	-18.3%
05/2007	8,300	10.7%	31,465	3.7%	31,465	3.7%
06/2007	7,900	-4.8%	31,935	1.5%	31,935	1.5%
07/2007	7,300	-7.6%	25,881	-19.0%	25,881	-19.0%
08/2007	9,800	34.2%	38,570	49.0%	38,570	49.0%
09/2007	6,700	-31.6%	23,459	-39.2%	23,459	-39.2%
10/2007	6,500	-3.0%	26,000	10.8%	26,000	10.8%
11/2007	8,600	32.3%	33,113	27.4%	33,113	27.4%
12/2007	9,600	11.6%	37,805	14.2%	37,805	14.2%

Data source: ARCOS (2006-2014) and Defendant Distribution Data (Walgreens 1/2006 - 3/2014)

Walgreens # 03849 (6/2002 to 12/2017)
DEA: BW7703627
745 Clement St
San Francisco, CA 94118

Walgreen Co Hydrocodone Shipments to Walgreens # 03849

	Dosage Units		MME		Drug Base Weight in mg	
Date	Walgreens	% Change	Walgreens	% Change	Walgreens	% Change
01/2008	7,600	-20.8%	29,448	-22.1%	29,448	-22.1%
02/2008	7,500	-1.3%	27,243	-7.5%	27,243	-7.5%
03/2008	8,600	14.7%	33,592	23.3%	33,592	23.3%
04/2008	7,500	-12.8%	30,405	-9.5%	30,405	-9.5%
05/2008	10,300	37.3%	42,681	40.4%	42,681	40.4%
06/2008	8,500	-17.5%	32,070	-24.9%	32,070	-24.9%
07/2008	11,700	37.6%	48,670	51.8%	48,670	51.8%
08/2008	7,500	-35.9%	28,859	-40.7%	28,859	-40.7%
09/2008	8,000	6.7%	32,643	13.1%	32,643	13.1%
10/2008	10,900	36.3%	46,383	42.1%	46,383	42.1%
11/2008	8,400	-22.9%	34,156	-26.4%	34,156	-26.4%
12/2008	9,500	13.1%	38,018	11.3%	38,018	11.3%
01/2009	7,020	-26.1%	27,667	-27.2%	27,667	-27.2%
02/2009	8,000	14.0%	34,659	25.3%	34,659	25.3%
03/2009	7,900	-1.3%	31,162	-10.1%	31,162	-10.1%
04/2009	9,800	24.1%	42,607	36.7%	42,607	36.7%
05/2009	7,100	-27.6%	31,248	-26.7%	31,248	-26.7%
06/2009	9,000	26.8%	35,216	12.7%	35,216	12.7%
07/2009	8,900	-1.1%	38,394	9.0%	38,394	9.0%
08/2009	7,600	-14.6%	29,465	-23.3%	29,465	-23.3%
09/2009	7,300	-3.9%	28,573	-3.0%	28,573	-3.0%
10/2009	10,900	49.3%	45,627	59.7%	45,627	59.7%
11/2009	8,600	-21.1%	32,356	-29.1%	32,356	-29.1%
12/2009	8,660	0.7%	36,582	13.1%	36,582	13.1%

Data source: ARCOS (2006-2014) and Defendant Distribution Data (Walgreens 1/2006 - 3/2014)

Walgreens # 03849 (6/2002 to 12/2017)
DEA: BW7703627
745 Clement St
San Francisco, CA 94118

Walgreen Co Hydrocodone Shipments to Walgreens # 03849

	Dosage Units		MME		Drug Base Weight in mg	
Date	Walgreens	% Change	Walgreens	% Change	Walgreens	% Change
01/2010	7,900	-8.8%	32,164	-12.1%	32,164	-12.1%
02/2010	8,620	9.1%	35,791	11.3%	35,791	11.3%
03/2010	10,300	19.5%	44,886	25.4%	44,886	25.4%
04/2010	9,800	-4.9%	41,405	-7.8%	41,405	-7.8%
05/2010	8,800	-10.2%	33,551	-19.0%	33,551	-19.0%
06/2010	6,500	-26.1%	25,848	-23.0%	25,848	-23.0%
07/2010	8,900	36.9%	35,105	35.8%	35,105	35.8%
08/2010	8,200	-7.9%	35,416	0.9%	35,416	0.9%
09/2010	8,000	-2.4%	31,632	-10.7%	31,632	-10.7%
10/2010	8,100	1.3%	35,064	10.9%	35,064	10.9%
11/2010	7,600	-6.2%	31,465	-10.3%	31,465	-10.3%
12/2010	8,700	14.5%	36,475	15.9%	36,475	15.9%
01/2011	10,200	17.2%	43,270	18.6%	43,270	18.6%
02/2011	7,800	-23.5%	32,524	-24.8%	32,524	-24.8%
03/2011	9,200	17.9%	39,773	22.3%	39,773	22.3%
04/2011	7,300	-20.7%	31,735	-20.2%	31,735	-20.2%
05/2011	10,500	43.8%	43,724	37.8%	43,724	37.8%
06/2011	8,900	-15.2%	40,378	-7.7%	40,378	-7.7%
07/2011	7,800	-12.4%	29,608	-26.7%	29,608	-26.7%
08/2011	8,700	11.5%	39,167	32.3%	39,167	32.3%
09/2011	9,800	12.6%	40,075	2.3%	40,075	2.3%
10/2011	7,300	-25.5%	31,313	-21.9%	31,313	-21.9%
11/2011	8,400	15.1%	35,113	12.1%	35,113	12.1%
12/2011	11,400	35.7%	48,256	37.4%	48,256	37.4%

Data source: ARCOS (2006-2014) and Defendant Distribution Data (Walgreens 1/2006 - 3/2014)

Walgreens # 03849 (6/2002 to 12/2017)
DEA: BW7703627
745 Clement St
San Francisco, CA 94118

Walgreen Co Hydrocodone Shipments to Walgreens # 03849

	Dosage Units		MME		Drug Base Weight in mg	
Date	Walgreens	% Change	Walgreens	% Change	Walgreens	% Change
01/2012	7,300	-36.0%	33,543	-30.5%	33,543	-30.5%
02/2012	6,900	-5.5%	31,113	-7.2%	31,113	-7.2%
03/2012	10,000	44.9%	42,497	36.6%	42,497	36.6%
04/2012	7,200	-28.0%	31,002	-27.0%	31,002	-27.0%
05/2012	6,100	-15.3%	26,756	-13.7%	26,756	-13.7%
06/2012	8,900	45.9%	38,427	43.6%	38,427	43.6%
07/2012	6,200	-30.3%	27,378	-28.8%	27,378	-28.8%
08/2012	7,400	19.4%	29,354	7.2%	29,354	7.2%
09/2012	5,700	-23.0%	21,181	-27.8%	21,181	-27.8%
10/2012	5,900	3.5%	25,848	22.0%	25,848	22.0%
11/2012	10,000	69.5%	43,875	69.7%	43,875	69.7%
12/2012	6,300	-37.0%	28,119	-35.9%	28,119	-35.9%
01/2013	7,600	20.6%	32,627	16.0%	32,627	16.0%
02/2013	6,800	-10.5%	29,783	-8.7%	29,783	-8.7%
03/2013	7,300	7.4%	32,197	8.1%	32,197	8.1%
04/2013	6,100	-16.4%	28,078	-12.8%	28,078	-12.8%
05/2013	8,200	34.4%	35,702	27.2%	35,702	27.2%
06/2013	7,200	-12.2%	31,313	-12.3%	31,313	-12.3%
07/2013	7,300	1.4%	33,600	7.3%	33,600	7.3%
08/2013	9,600	31.5%	44,346	32.0%	44,346	32.0%
09/2013	5,400	-43.8%	23,411	-47.2%	23,411	-47.2%
10/2013	9,600	77.8%	40,562	73.3%	40,562	73.3%
11/2013	6,800	-29.2%	28,740	-29.1%	28,740	-29.1%
12/2013	8,500	25.0%	35,265	22.7%	35,265	22.7%

Data source: ARCOS (2006-2014) and Defendant Distribution Data (Walgreens 1/2006 - 3/2014)

Walgreens # 03849 (6/2002 to 12/2017)
DEA: BW7703627
745 Clement St
San Francisco, CA 94118

Walgreen Co Hydrocodone Shipments to Walgreens # 03849

	Dosage Units		MME		Drug Base Weight in mg	
Date	Walgreens	% Change	Walgreens	% Change	Walgreens	% Change
01/2014	8,300	-2.4%	37,956	7.6%	37,956	7.6%
02/2014	6,500	-21.7%	28,573	-24.7%	28,573	-24.7%
03/2014	4,200	-35.4%	20,424	-28.5%	20,424	-28.5%
04/2014	0	-100.0%	0	-100.0%	0	-100.0%
05/2014	0	n/a	0	n/a	0	n/a
06/2014	0	n/a	0	n/a	0	n/a
07/2014	0	n/a	0	n/a	0	n/a
08/2014	0	n/a	0	n/a	0	n/a
09/2014	0	n/a	0	n/a	0	n/a
10/2014	0	n/a	0	n/a	0	n/a
11/2014	0	n/a	0	n/a	0	n/a
12/2014	0	n/a	0	n/a	0	n/a
01/2015	0	n/a	0	n/a	0	n/a
02/2015	0	n/a	0	n/a	0	n/a
03/2015	0	n/a	0	n/a	0	n/a
04/2015	0	n/a	0	n/a	0	n/a
05/2015	0	n/a	0	n/a	0	n/a
06/2015	0	n/a	0	n/a	0	n/a
07/2015	0	n/a	0	n/a	0	n/a
08/2015	0	n/a	0	n/a	0	n/a
09/2015	0	n/a	0	n/a	0	n/a
10/2015	0	n/a	0	n/a	0	n/a
11/2015	0	n/a	0	n/a	0	n/a
12/2015	0	n/a	0	n/a	0	n/a

Data source: ARCOS (2006-2014) and Defendant Distribution Data (Walgreens 1/2006 - 3/2014)

Walgreens # 03849 (6/2002 to 12/2017)
DEA: BW7703627
745 Clement St
San Francisco, CA 94118

Walgreen Co Hydrocodone Shipments to Walgreens # 03849

	Dosage Units		MME		Drug Base Weight in mg	
Date	Walgreens	% Change	Walgreens	% Change	Walgreens	% Change
1996	0		0		0	
1997	0	n/a	0	n/a	0	n/a
1998	0	n/a	0	n/a	0	n/a
1999	0	n/a	0	n/a	0	n/a
2000	0	n/a	0	n/a	0	n/a
2001	0	n/a	0	n/a	0	n/a
2002	0	n/a	0	n/a	0	n/a
2003	0	n/a	0	n/a	0	n/a
2004	0	n/a	0	n/a	0	n/a
2005	0	n/a	0	n/a	0	n/a
2006	91,600	n/a	372,591	n/a	372,591	n/a
2007	97,900	6.9%	383,020	2.8%	383,020	2.8%
2008	106,000	8.3%	424,168	10.7%	424,168	10.7%
2009	100,780	-4.9%	413,555	-2.5%	413,555	-2.5%
2010	101,420	0.6%	418,803	1.3%	418,803	1.3%
2011	107,300	5.8%	454,935	8.6%	454,935	8.6%
2012	87,900	-18.1%	379,093	-16.7%	379,093	-16.7%
2013	90,400	2.8%	395,623	4.4%	395,623	4.4%
2014	19,000	-79.0%	86,953	-78.0%	86,953	-78.0%
2015	0	-100.0%	0	-100.0%	0	-100.0%
2016	0	n/a	0	n/a	0	n/a
2017	0	n/a	0	n/a	0	n/a
2018	0	n/a	0	n/a	0	n/a
2019	0	n/a	0	n/a	0	n/a
Total	**802,300**		**3,328,742**		**3,328,742**	

Data source: ARCOS (2006-2014) and Defendant Distribution Data (Walgreens 1/2006 - 3/2014)

Walgreens # 03849 (6/2002 to 12/2017)
DEA: BW7703627
745 Clement St
San Francisco, CA 94118

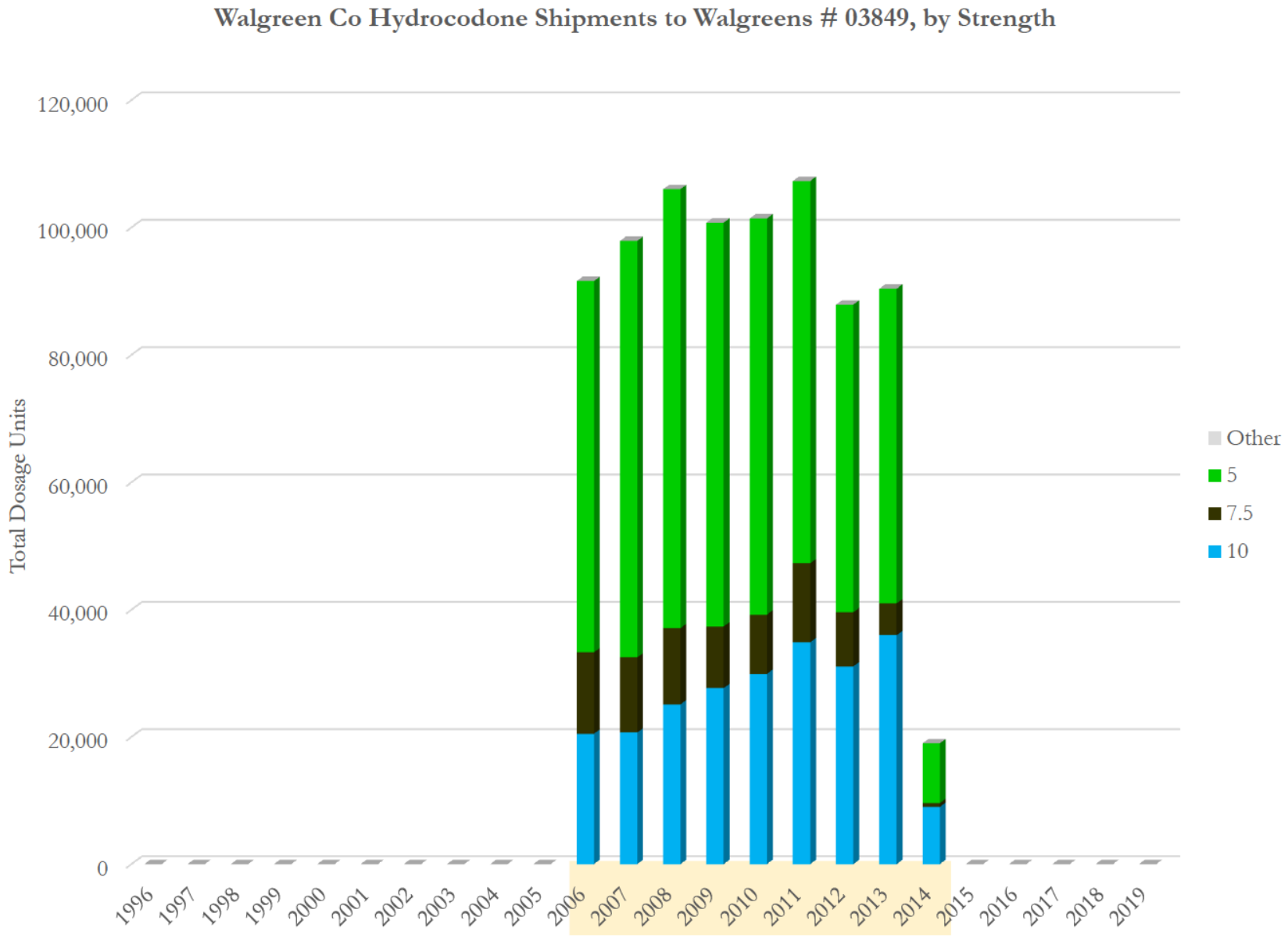

Data source: ARCOS (2006-2014) and Defendant Distribution Data (Walgreens 1/2006 - 3/2014)

Walgreens # 03849 (6/2002 to 12/2017)
DEA: BW7703627
745 Clement St
San Francisco, CA 94118

Walgreen Co Hydrocodone Shipments to Walgreens # 03849, by Strength

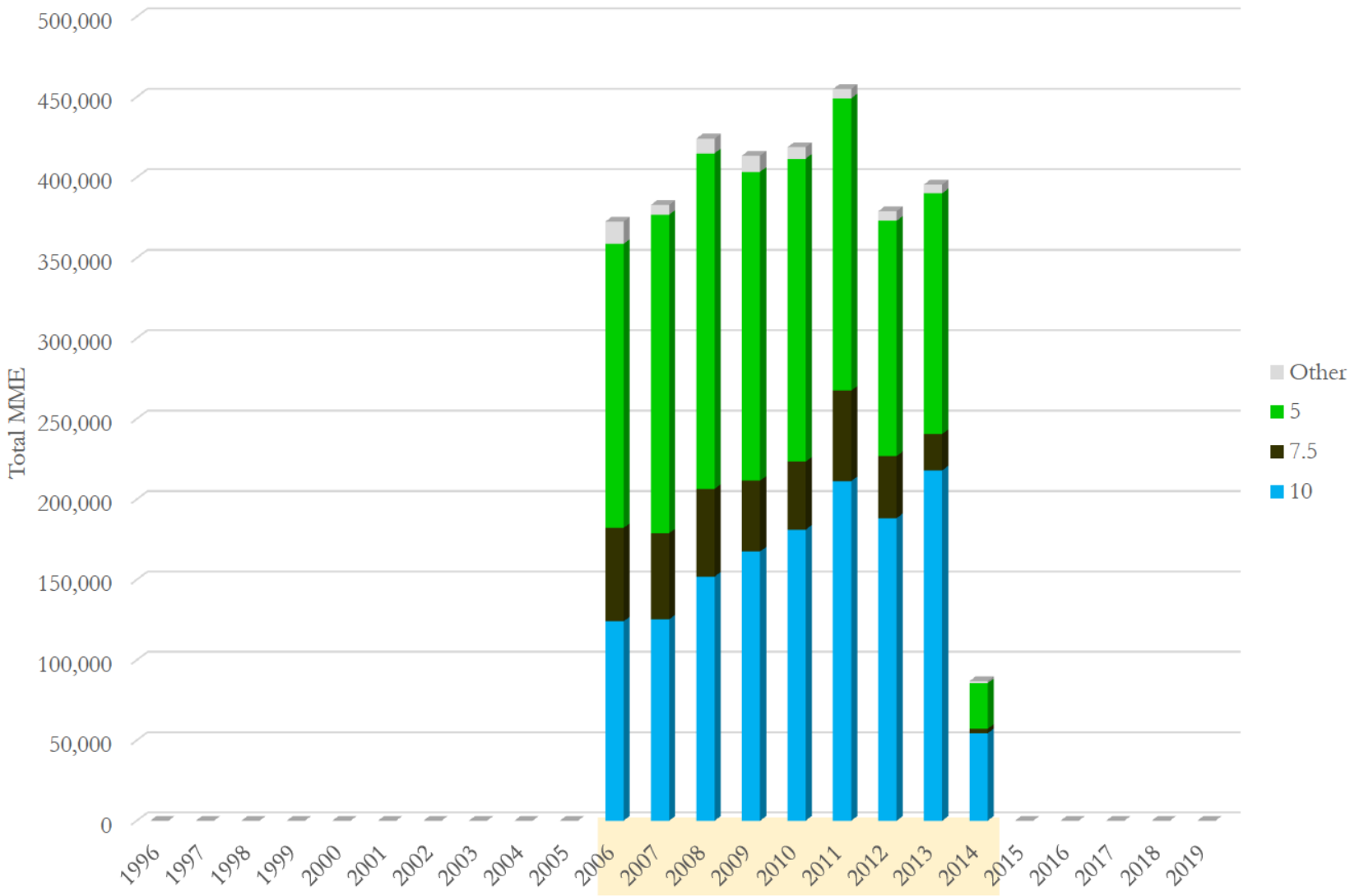

Data source: ARCOS (2006-2014) and Defendant Distribution Data (Walgreens 1/2006 - 3/2014)

Walgreens # 03849 (6/2002 to 12/2017)
DEA: BW7703627
745 Clement St
San Francisco, CA 94118

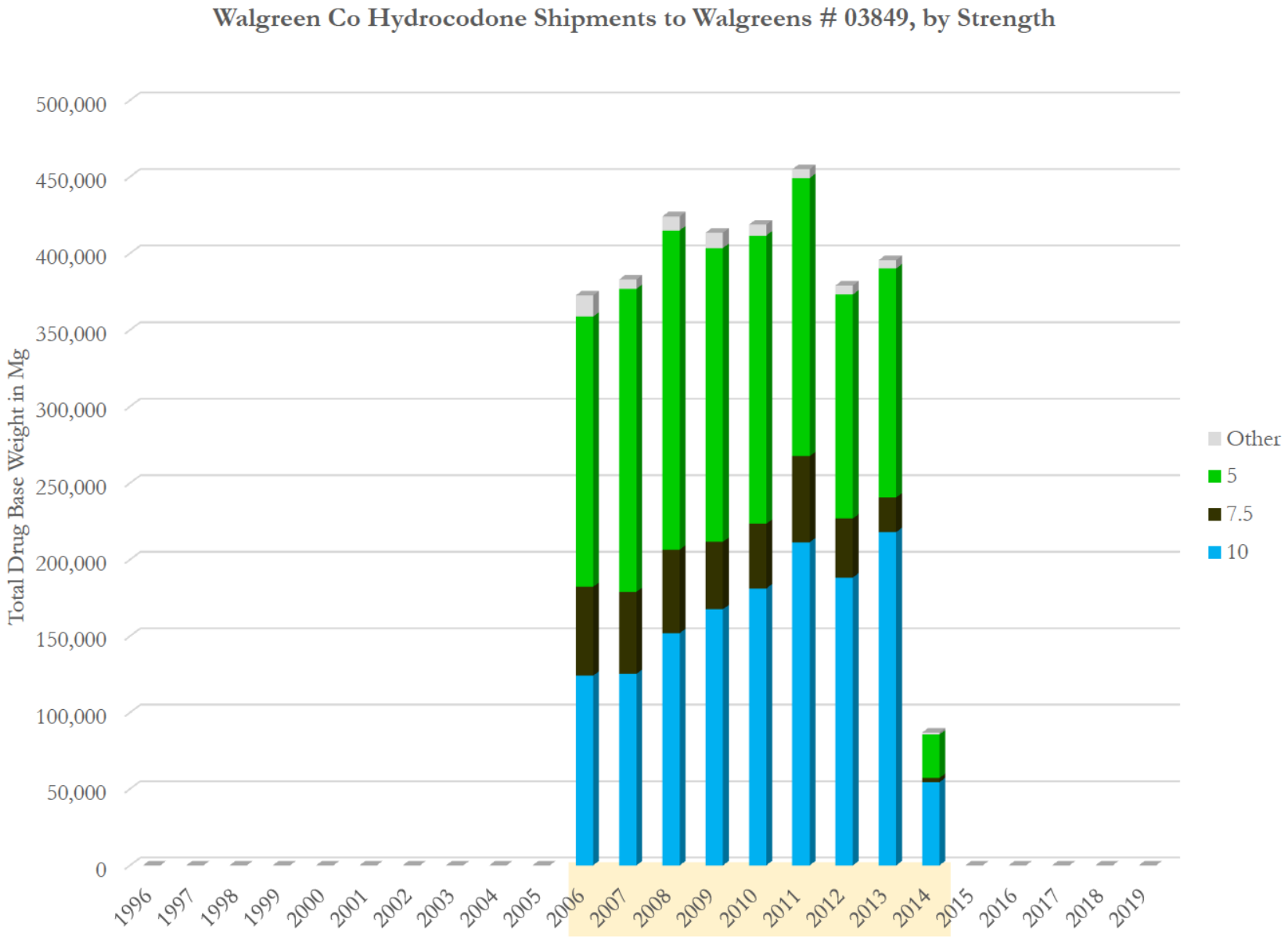

Data source: ARCOS (2006-2014) and Defendant Distribution Data (Walgreens 1/2006 - 3/2014)

Walgreens # 03849 (6/2002 to 12/2017)
DEA: BW7703627
745 Clement St
San Francisco, CA 94118

Walgreen Co Hydrocodone Shipments to Walgreens # 03849, by Strength
(Total Dosage Units)

Strength Year\	10	7.5	5	Other	Total	Avg. Str
1996	0	0	0	0	**0**	
1997	0	0	0	0	**0**	
1998	0	0	0	0	**0**	
1999	0	0	0	0	**0**	
2000	0	0	0	0	**0**	
2001	0	0	0	0	**0**	
2002	0	0	0	0	**0**	
2003	0	0	0	0	**0**	
2004	0	0	0	0	**0**	
2005	0	0	0	0	**0**	
2006	20,500	12,800	58,300	0	**91,600**	6.47
2007	20,700	11,800	65,400	0	**97,900**	6.36
2008	25,100	12,000	68,900	0	**106,000**	6.47
2009	27,680	9,700	63,400	0	**100,780**	6.61
2010	29,920	9,300	62,200	0	**101,420**	6.70
2011	34,900	12,400	60,000	0	**107,300**	6.92
2012	31,100	8,500	48,300	0	**87,900**	7.01
2013	36,000	5,000	49,400	0	**90,400**	7.13
2014	9,000	600	9,400	0	**19,000**	7.45
2015	0	0	0	0	**0**	
2016	0	0	0	0	**0**	
2017	0	0	0	0	**0**	
2018	0	0	0	0	**0**	
2019	0	0	0	0	**0**	
Total	**234,900**	**82,100**	**485,300**	**0**	**802,300**	6.72

Data source: ARCOS (2006-2014) and Defendant Distribution Data (Walgreens 1/2006 - 3/2014)

Walgreens # 03849 (6/2002 to 12/2017)
DEA: BW7703627
745 Clement St
San Francisco, CA 94118

Walgreen Co Hydrocodone Shipments to Walgreens # 03849, by Strength (Total MME)

Strength Year\	10	7.5	5	Other	Total	Avg. Str
1996	0	0	0	0	**0**	
1997	0	0	0	0	**0**	
1998	0	0	0	0	**0**	
1999	0	0	0	0	**0**	
2000	0	0	0	0	**0**	
2001	0	0	0	0	**0**	
2002	0	0	0	0	**0**	
2003	0	0	0	0	**0**	
2004	0	0	0	0	**0**	
2005	0	0	0	0	**0**	
2006	124,107	58,118	176,474	13,892	**372,591**	6.47
2007	125,318	53,578	197,966	6,159	**383,020**	6.36
2008	151,955	54,486	208,560	9,166	**424,168**	6.47
2009	167,575	44,043	191,912	10,026	**413,555**	6.61
2010	181,136	42,227	188,279	7,161	**418,803**	6.70
2011	211,285	56,302	181,620	5,728	**454,935**	6.92
2012	188,279	38,594	146,204	6,016	**379,093**	7.01
2013	217,944	22,703	149,534	5,443	**395,623**	7.13
2014	54,486	2,724	28,454	1,289	**86,953**	7.45
2015	0	0	0	0	**0**	
2016	0	0	0	0	**0**	
2017	0	0	0	0	**0**	
2018	0	0	0	0	**0**	
2019	0	0	0	0	**0**	
Total	**1,422,085**	**372,775**	**1,469,003**	**64,880**	**3,328,742**	6.72

Data source: ARCOS (2006-2014) and Defendant Distribution Data (Walgreens 1/2006 - 3/2014)

Walgreens # 03849 (6/2002 to 12/2017)
DEA: BW7703627
745 Clement St
San Francisco, CA 94118

Walgreen Co Hydrocodone Shipments to Walgreens # 03849, by Strength
(Total Drug Base Weight in Milligram)

Strength Year\	10	7.5	5	Other	Total	Avg. Str
1996	0	0	0	0	**0**	
1997	0	0	0	0	**0**	
1998	0	0	0	0	**0**	
1999	0	0	0	0	**0**	
2000	0	0	0	0	**0**	
2001	0	0	0	0	**0**	
2002	0	0	0	0	**0**	
2003	0	0	0	0	**0**	
2004	0	0	0	0	**0**	
2005	0	0	0	0	**0**	
2006	124,107	58,118	176,474	13,892	**372,591**	6.47
2007	125,318	53,578	197,966	6,159	**383,020**	6.36
2008	151,955	54,486	208,560	9,166	**424,168**	6.47
2009	167,575	44,043	191,912	10,026	**413,555**	6.61
2010	181,136	42,227	188,279	7,161	**418,803**	6.70
2011	211,285	56,302	181,620	5,728	**454,935**	6.92
2012	188,279	38,594	146,204	6,016	**379,093**	7.01
2013	217,944	22,703	149,534	5,443	**395,623**	7.13
2014	54,486	2,724	28,454	1,289	**86,953**	7.45
2015	0	0	0	0	**0**	
2016	0	0	0	0	**0**	
2017	0	0	0	0	**0**	
2018	0	0	0	0	**0**	
2019	0	0	0	0	**0**	
Total	**1,422,085**	**372,775**	**1,469,003**	**64,880**	**3,328,742**	6.72

Data source: ARCOS (2006-2014) and Defendant Distribution Data (Walgreens 1/2006 - 3/2014)

Walgreens # 03475 (1/1996 to 12/2017)
DEA: BW4473029
25 Point Lobos Ave
San Francisco, CA 94121

Walgreen Co Oxycodone Shipments to Walgreens # 03475

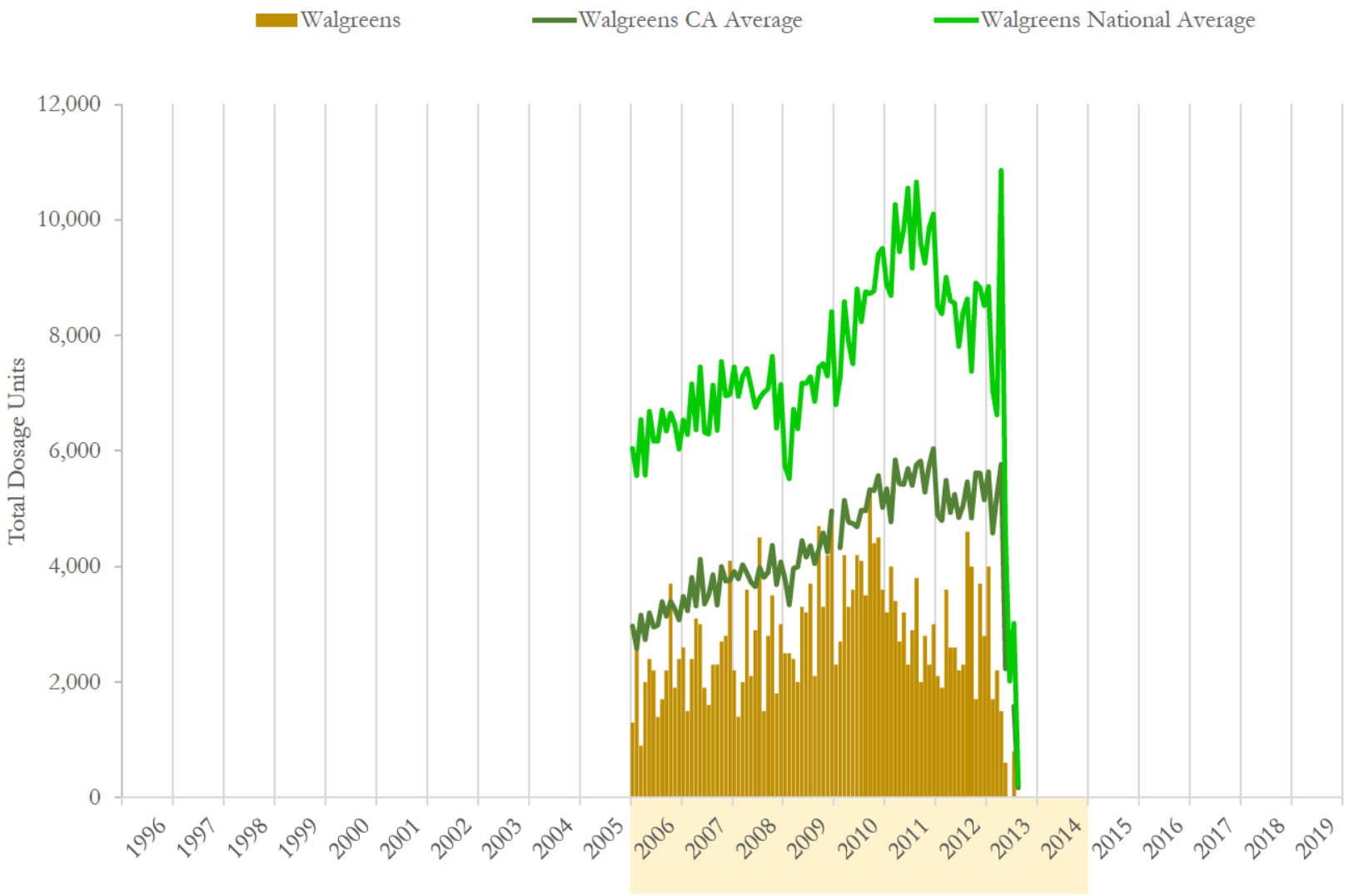

National and state averages reflect oxycodone shipped from Walgreen Co to all active pharmacies each month.
Data source: ARCOS (2006-2014) and Defendant Distribution Data (Walgreens 1/2006 - 3/2014)

Walgreens # 03475 (1/1996 to 12/2017)
DEA: BW4473029
25 Point Lobos Ave
San Francisco, CA 94121

Walgreen Co Oxycodone Shipments to Walgreens # 03475

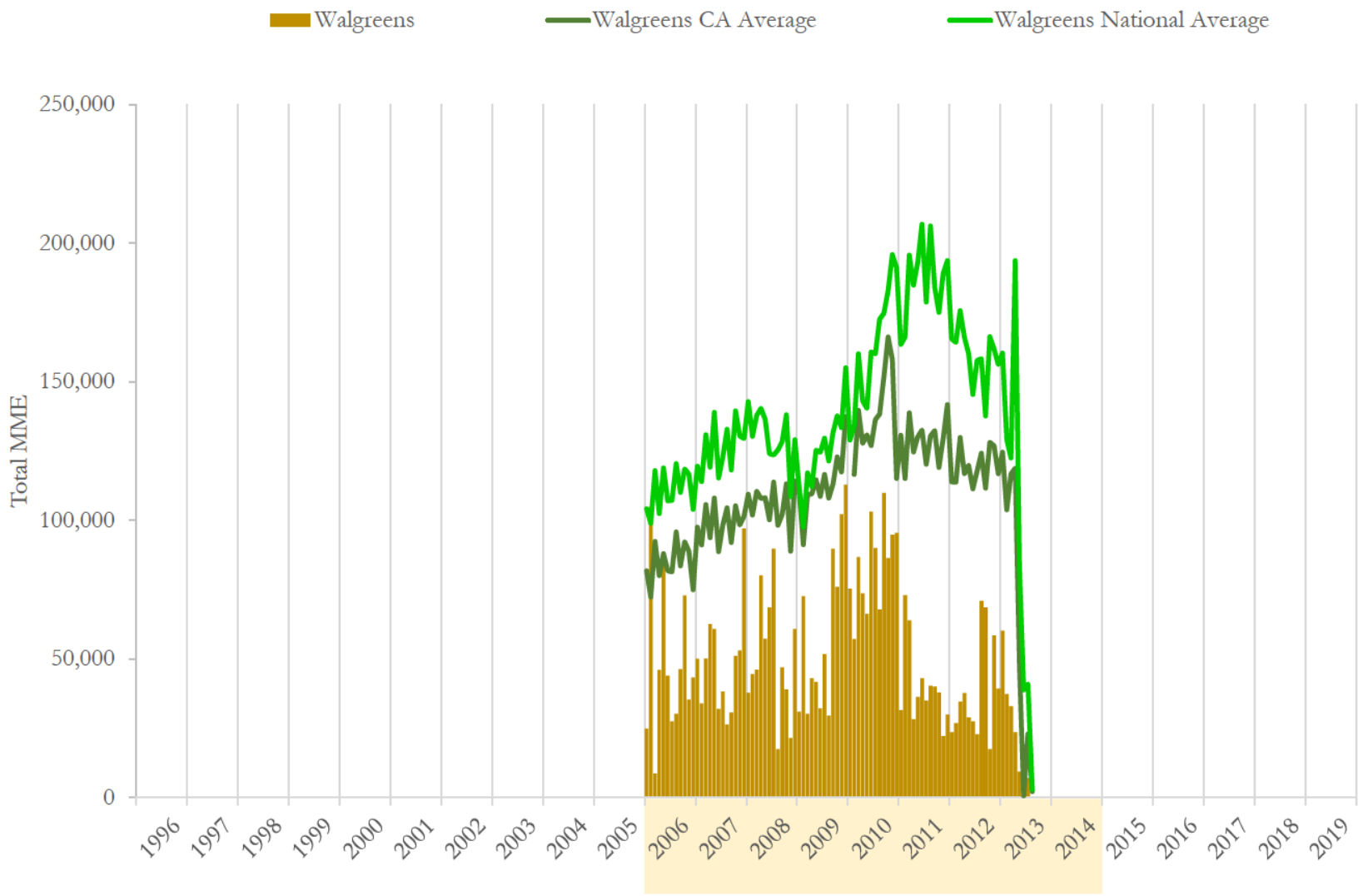

National and state averages reflect oxycodone shipped from Walgreen Co to all active pharmacies each month.
Data source: ARCOS (2006-2014) and Defendant Distribution Data (Walgreens 1/2006 - 3/2014)

Walgreens # 03475 (1/1996 to 12/2017)
DEA: BW4473029
25 Point Lobos Ave
San Francisco, CA 94121

Walgreen Co Oxycodone Shipments to Walgreens # 03475

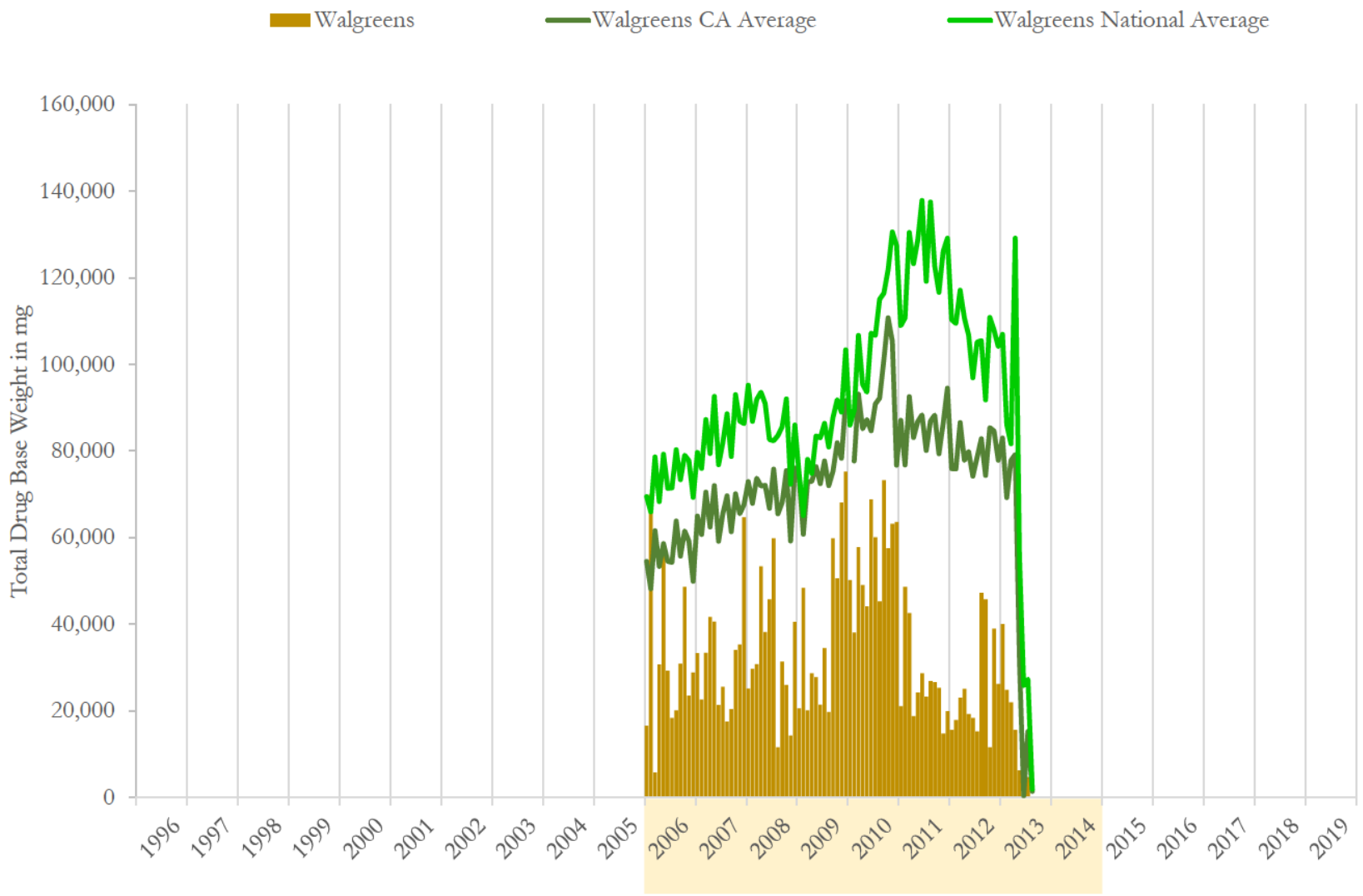

National and state averages reflect oxycodone shipped from Walgreen Co to all active pharmacies each month.
Data source: ARCOS (2006-2014) and Defendant Distribution Data (Walgreens 1/2006 - 3/2014)

Walgreens # 03475 (1/1996 to 12/2017)
DEA: BW4473029
25 Point Lobos Ave
San Francisco, CA 94121

Walgreen Co Oxycodone Shipments to Walgreens # 03475

	Dosage Units		MME		Drug Base Weight in mg	
Date	Walgreens	% Change	Walgreens	% Change	Walgreens	% Change
01/2006	1,300	n/a	24,878	n/a	16,585	n/a
02/2006	2,900	123.1%	104,891	321.6%	69,927	321.6%
03/2006	900	-69.0%	8,741	-91.7%	5,827	-91.7%
04/2006	2,000	122.2%	46,058	426.9%	30,705	426.9%
05/2006	2,400	20.0%	83,980	82.3%	55,986	82.3%
06/2006	2,200	-8.3%	43,973	-47.6%	29,316	-47.6%
07/2006	1,400	-36.4%	27,567	-37.3%	18,378	-37.3%
08/2006	1,700	21.4%	30,257	9.8%	20,171	9.8%
09/2006	2,200	29.4%	46,326	53.1%	30,884	53.1%
10/2006	3,700	68.2%	72,885	57.3%	48,590	57.3%
11/2006	1,900	-48.6%	35,300	-51.6%	23,533	-51.6%
12/2006	2,400	26.3%	43,368	22.9%	28,912	22.9%
01/2007	2,600	8.3%	50,092	15.5%	33,395	15.5%
02/2007	1,500	-42.3%	33,955	-32.2%	22,637	-32.2%
03/2007	2,400	60.0%	50,139	47.7%	33,426	47.7%
04/2007	3,100	29.2%	62,558	24.8%	41,705	24.8%
05/2007	3,000	-3.2%	60,897	-2.7%	40,598	-2.7%
06/2007	1,900	-36.7%	32,032	-47.4%	21,354	-47.4%
07/2007	1,600	-15.8%	38,325	19.6%	25,550	19.6%
08/2007	2,300	43.8%	26,364	-31.2%	17,576	-31.2%
09/2007	2,300	0.0%	30,687	16.4%	20,458	16.4%
10/2007	2,700	17.4%	51,080	66.5%	34,053	66.5%
11/2007	2,800	3.7%	53,016	3.8%	35,344	3.8%
12/2007	4,100	46.4%	97,057	83.1%	64,705	83.1%

Data source: ARCOS (2006-2014) and Defendant Distribution Data (Walgreens 1/2006 - 3/2014)

Walgreen Co Oxycodone Shipments to Walgreens # 03475

	Dosage Units		MME		Drug Base Weight in mg	
Date	Walgreens	% Change	Walgreens	% Change	Walgreens	% Change
01/2008	2,200	-46.3%	37,747	-61.1%	25,165	-61.1%
02/2008	1,400	-36.4%	44,518	17.9%	29,678	17.9%
03/2008	2,000	42.9%	46,152	3.7%	30,768	3.7%
04/2008	3,600	80.0%	80,099	73.6%	53,400	73.6%
05/2008	2,100	-41.7%	57,266	-28.5%	38,177	-28.5%
06/2008	2,900	38.1%	68,582	19.8%	45,721	19.8%
07/2008	4,500	55.2%	89,762	30.9%	59,841	30.9%
08/2008	1,500	-66.7%	17,482	-80.5%	11,655	-80.5%
09/2008	2,800	86.7%	47,066	169.2%	31,378	169.2%
10/2008	3,500	25.0%	38,998	-17.1%	25,999	-17.1%
11/2008	1,800	-48.6%	21,516	-44.8%	14,344	-44.8%
12/2008	3,000	66.7%	60,850	182.8%	40,567	182.8%
01/2009	2,500	-16.7%	30,929	-49.2%	20,620	-49.2%
02/2009	2,500	0.0%	72,617	134.8%	48,411	134.8%
03/2009	2,400	-4.0%	30,257	-58.3%	20,171	-58.3%
04/2009	2,000	-16.7%	43,032	42.2%	28,688	42.2%
05/2009	3,300	65.0%	41,687	-3.1%	27,792	-3.1%
06/2009	3,200	-3.0%	32,207	-22.7%	21,471	-22.7%
07/2009	3,700	15.6%	51,773	60.8%	34,515	60.8%
08/2009	2,100	-43.2%	29,585	-42.9%	19,723	-42.9%
09/2009	4,700	123.8%	89,762	203.4%	59,841	203.4%
10/2009	3,300	-29.8%	75,978	-15.4%	50,652	-15.4%
11/2009	4,200	27.3%	102,201	34.5%	68,134	34.5%
12/2009	4,800	14.3%	112,892	10.5%	75,261	10.5%

Data source: ARCOS (2006-2014) and Defendant Distribution Data (Walgreens 1/2006 - 3/2014)

Walgreens # 03475 (1/1996 to 12/2017)
DEA: BW4473029
25 Point Lobos Ave
San Francisco, CA 94121

Walgreen Co Oxycodone Shipments to Walgreens # 03475

	Dosage Units		MME		Drug Base Weight in mg	
Date	Walgreens	% Change	Walgreens	% Change	Walgreens	% Change
01/2010	2,300	-52.1%	75,306	-33.3%	50,204	-33.3%
02/2010	2,700	17.4%	57,152	-24.1%	38,101	-24.1%
03/2010	4,200	55.6%	86,736	51.8%	57,824	51.8%
04/2010	3,300	-21.4%	73,625	-15.1%	49,083	-15.1%
05/2010	3,600	9.1%	66,229	-10.0%	44,153	-10.0%
06/2010	4,200	16.7%	103,210	55.8%	68,806	55.8%
07/2010	4,100	-2.4%	90,098	-12.7%	60,066	-12.7%
08/2010	3,500	-14.6%	67,910	-24.6%	45,273	-24.6%
09/2010	5,300	51.4%	109,933	61.9%	73,289	61.9%
10/2010	4,400	-17.0%	86,400	-21.4%	57,600	-21.4%
11/2010	4,500	2.3%	94,805	9.7%	63,203	9.7%
12/2010	3,600	-20.0%	95,477	0.7%	63,652	0.7%
01/2011	3,200	-11.1%	31,602	-66.9%	21,068	-66.9%
02/2011	4,000	25.0%	72,953	130.9%	48,635	130.9%
03/2011	3,400	-15.0%	63,876	-12.4%	42,584	-12.4%
04/2011	2,700	-20.6%	28,240	-55.8%	18,827	-55.8%
05/2011	3,200	18.5%	36,308	28.6%	24,206	28.6%
06/2011	2,300	-28.1%	43,032	18.5%	28,688	18.5%
07/2011	2,900	26.1%	34,964	-18.8%	23,309	-18.8%
08/2011	3,800	31.0%	40,343	15.4%	26,895	15.4%
09/2011	2,000	-47.4%	40,006	-0.8%	26,671	-0.8%
10/2011	2,800	40.0%	37,989	-5.0%	25,326	-5.0%
11/2011	2,300	-17.9%	22,188	-41.6%	14,792	-41.6%
12/2011	3,000	30.4%	29,921	34.8%	19,947	34.8%

Data source: ARCOS (2006-2014) and Defendant Distribution Data (Walgreens 1/2006 - 3/2014)

Walgreens # 03475 (1/1996 to 12/2017)
DEA: BW4473029
25 Point Lobos Ave
San Francisco, CA 94121

Walgreen Co Oxycodone Shipments to Walgreens # 03475

	Dosage Units		MME		Drug Base Weight in mg	
Date	Walgreens	% Change	Walgreens	% Change	Walgreens	% Change
01/2012	2,100	-30.0%	23,533	-21.3%	15,689	-21.3%
02/2012	1,900	-9.5%	26,873	14.2%	17,915	14.2%
03/2012	3,600	89.5%	34,627	28.9%	23,085	28.9%
04/2012	2,600	-27.8%	37,653	8.7%	25,102	8.7%
05/2012	2,600	0.0%	28,912	-23.2%	19,275	-23.2%
06/2012	2,200	-15.4%	27,567	-4.7%	18,378	-4.7%
07/2012	2,300	4.5%	22,861	-17.1%	15,241	-17.1%
08/2012	4,600	100.0%	70,936	210.3%	47,290	210.3%
09/2012	4,000	-13.0%	68,582	-3.3%	45,722	-3.3%
10/2012	1,700	-57.5%	17,482	-74.5%	11,655	-74.5%
11/2012	3,700	117.6%	58,497	234.6%	38,998	234.6%
12/2012	2,800	-24.3%	39,334	-32.8%	26,223	-32.8%
01/2013	4,000	42.9%	60,178	53.0%	40,118	53.0%
02/2013	1,700	-57.5%	37,317	-38.0%	24,878	-38.0%
03/2013	2,200	29.4%	32,946	-11.7%	21,964	-11.7%
04/2013	1,500	-31.8%	23,533	-28.6%	15,689	-28.6%
05/2013	600	-60.0%	9,413	-60.0%	6,276	-60.0%
06/2013	0	-100.0%	0	-100.0%	0	-100.0%
07/2013	800	n/a	7,060	n/a	4,707	n/a
08/2013	0	-100.0%	0	-100.0%	0	-100.0%
09/2013	0	n/a	0	n/a	0	n/a
10/2013	0	n/a	0	n/a	0	n/a
11/2013	0	n/a	0	n/a	0	n/a
12/2013	0	n/a	0	n/a	0	n/a

Data source: ARCOS (2006-2014) and Defendant Distribution Data (Walgreens 1/2006 - 3/2014)

Walgreens # 03475 (1/1996 to 12/2017)
DEA: BW4473029
25 Point Lobos Ave
San Francisco, CA 94121

Walgreen Co Oxycodone Shipments to Walgreens # 03475

	Dosage Units		MME		Drug Base Weight in mg	
Date	Walgreens	% Change	Walgreens	% Change	Walgreens	% Change
1996	0		0		0	
1997	0	n/a	0	n/a	0	n/a
1998	0	n/a	0	n/a	0	n/a
1999	0	n/a	0	n/a	0	n/a
2000	0	n/a	0	n/a	0	n/a
2001	0	n/a	0	n/a	0	n/a
2002	0	n/a	0	n/a	0	n/a
2003	0	n/a	0	n/a	0	n/a
2004	0	n/a	0	n/a	0	n/a
2005	0	n/a	0	n/a	0	n/a
2006	25,000	n/a	568,224	n/a	378,816	n/a
2007	30,300	21.2%	586,202	3.2%	390,801	3.2%
2008	31,300	3.3%	610,037	4.1%	406,692	4.1%
2009	38,700	23.6%	712,919	16.9%	475,279	16.9%
2010	45,700	18.1%	1,006,882	41.2%	671,254	41.2%
2011	35,600	-22.1%	481,421	-52.2%	320,947	-52.2%
2012	34,100	-4.2%	456,857	-5.1%	304,571	-5.1%
2013	10,800	-68.3%	170,447	-62.7%	113,631	-62.7%
2014	0	-100.0%	0	-100.0%	0	-100.0%
2015	0	n/a	0	n/a	0	n/a
2016	0	n/a	0	n/a	0	n/a
2017	0	n/a	0	n/a	0	n/a
2018	0	n/a	0	n/a	0	n/a
2019	0	n/a	0	n/a	0	n/a
Total	**251,500**		**4,592,988**		**3,061,992**	

Data source: ARCOS (2006-2014) and Defendant Distribution Data (Walgreens 1/2006 - 3/2014)

Walgreens # 03475 (1/1996 to 12/2017)
DEA: BW4473029
25 Point Lobos Ave
San Francisco, CA 94121

Walgreen Co Oxycodone Shipments to Walgreens # 03475, by Strength

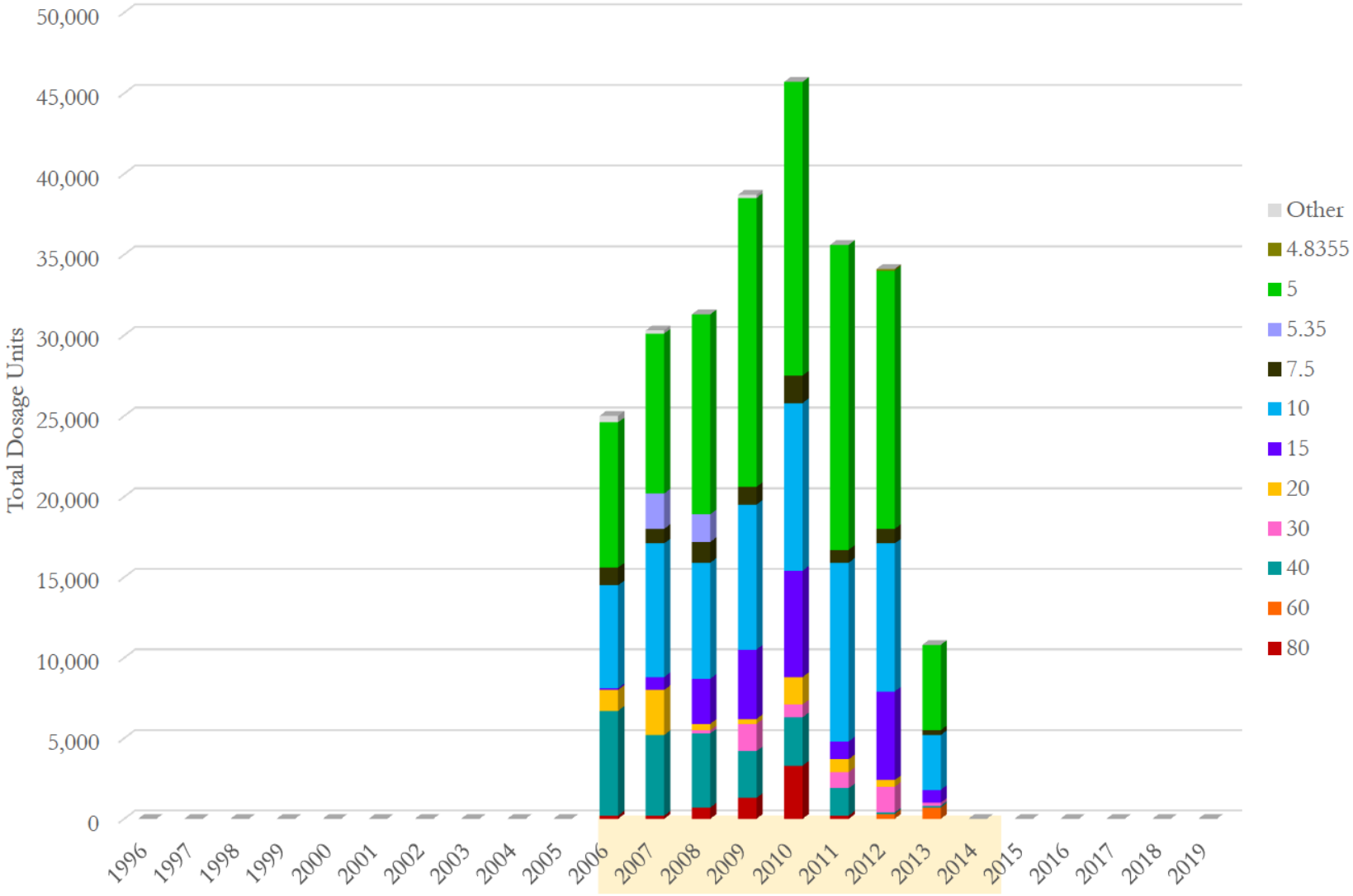

Data source: ARCOS (2006-2014) and Defendant Distribution Data (Walgreens 1/2006 - 3/2014)

Walgreens # 03475 (1/1996 to 12/2017)
DEA: BW4473029
25 Point Lobos Ave
San Francisco, CA 94121

Walgreen Co Oxycodone Shipments to Walgreens # 03475, by Strength

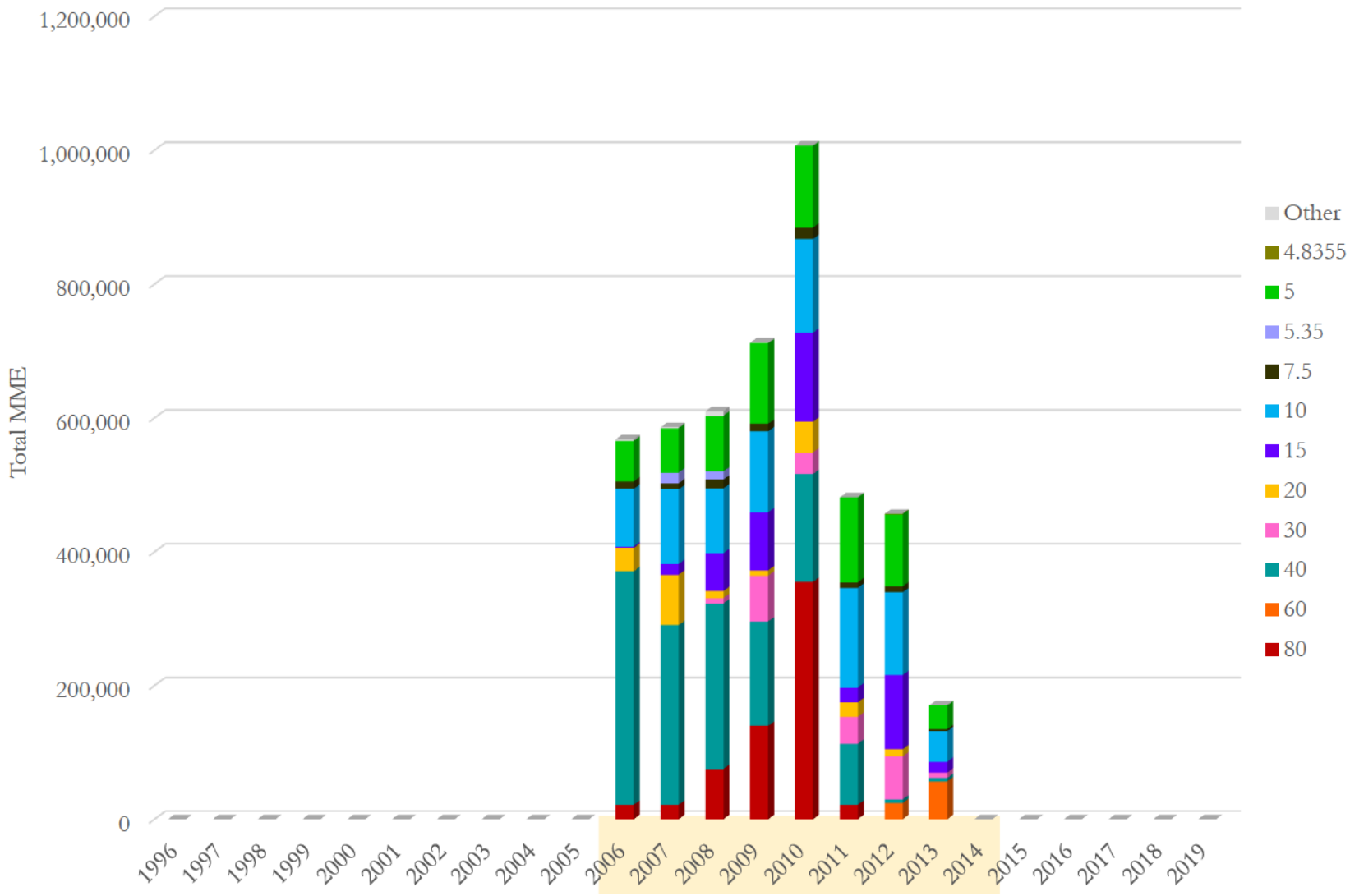

Data source: ARCOS (2006-2014) and Defendant Distribution Data (Walgreens 1/2006 - 3/2014)

Walgreens # 03475 (1/1996 to 12/2017)
DEA: BW4473029
25 Point Lobos Ave
San Francisco, CA 94121

Walgreen Co Oxycodone Shipments to Walgreens # 03475, by Strength

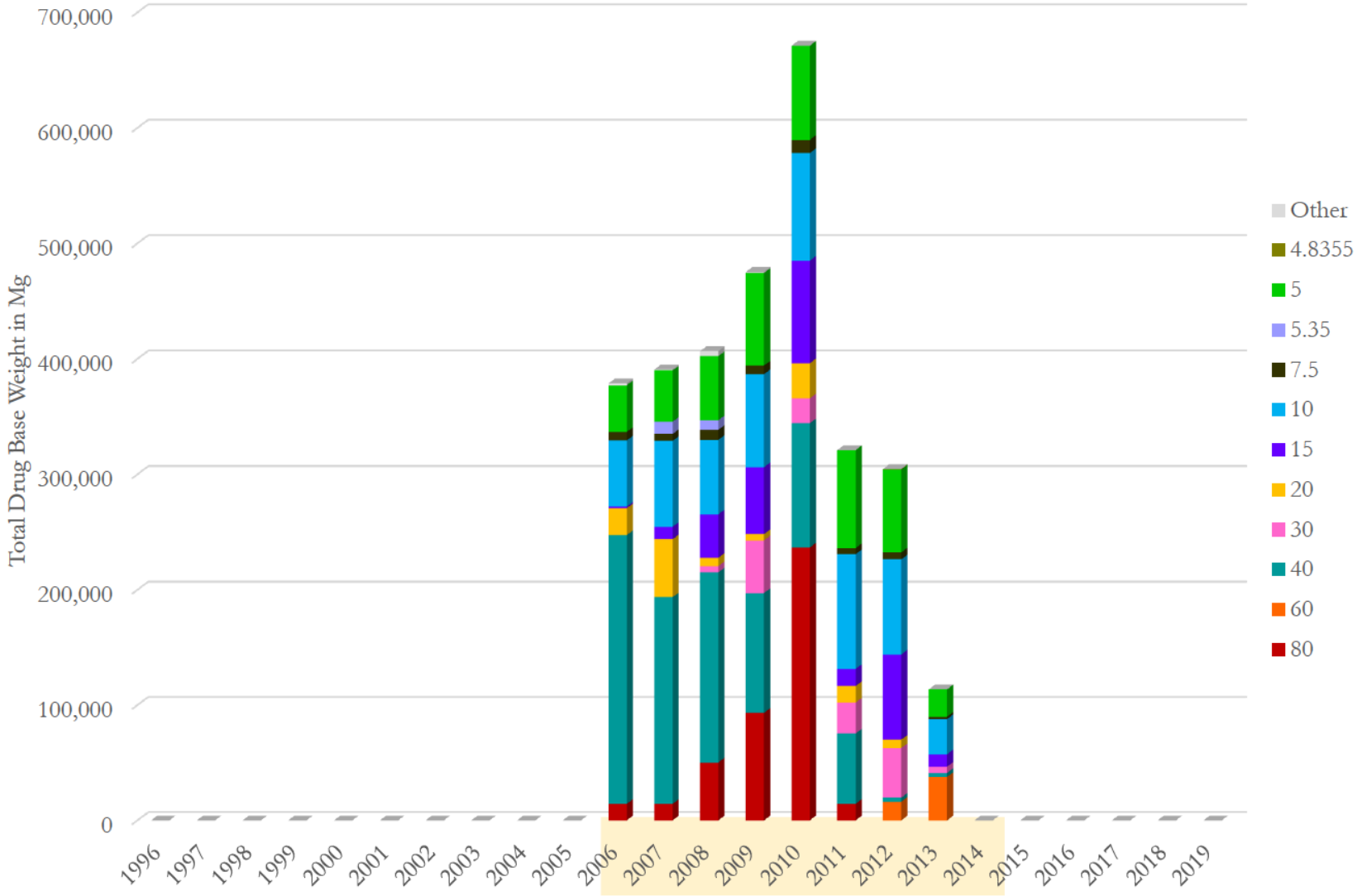

Data source: ARCOS (2006-2014) and Defendant Distribution Data (Walgreens 1/2006 - 3/2014)

Walgreens # 03475 (1/1996 to 12/2017)
DEA: BW4473029
25 Point Lobos Ave
San Francisco, CA 94121

Walgreen Co Oxycodone Shipments to Walgreens # 03475, by Strength
(Total Dosage Units)

Strength Year\	80	60	40	30	20	15	10	7.5	5.35	5	4.8355	Other	Total	Avg. Str
1996	0	0	0	0	0	0	0	0	0	0	0	0	**0**	
1997	0	0	0	0	0	0	0	0	0	0	0	0	**0**	
1998	0	0	0	0	0	0	0	0	0	0	0	0	**0**	
1999	0	0	0	0	0	0	0	0	0	0	0	0	**0**	
2000	0	0	0	0	0	0	0	0	0	0	0	0	**0**	
2001	0	0	0	0	0	0	0	0	0	0	0	0	**0**	
2002	0	0	0	0	0	0	0	0	0	0	0	0	**0**	
2003	0	0	0	0	0	0	0	0	0	0	0	0	**0**	
2004	0	0	0	0	0	0	0	0	0	0	0	0	**0**	
2005	0	0	0	0	0	0	0	0	0	0	0	0	**0**	
2006	200	0	6,500	0	1,300	100	6,400	1,100	0	9,000	0	400	**25,000**	17 10
2007	200	0	5,000	0	2,800	800	8,300	900	2,200	9,900	0	200	**30,300**	14 45
2008	700	0	4,600	200	400	2,800	7,200	1,300	1,700	12,400	0	0	**31,300**	14 34
2009	1,300	0	2,900	1,700	300	4,300	9,000	1,100	0	17,900	0	200	**38,700**	13 75
2010	3,300	0	3,000	800	1,700	6,600	10,400	1,700	0	18,200	0	0	**45,700**	16 38
2011	200	0	1,700	1,000	800	1,100	11,100	800	0	18,900	0	0	**35,600**	10 06
2012	0	300	100	1,600	400	5,500	9,200	900	0	16,000	100	0	**34,100**	9 96
2013	0	700	100	200	0	800	3,400	300	0	5,300	0	0	**10,800**	11 74
2014	0	0	0	0	0	0	0	0	0	0	0	0	**0**	
2015	0	0	0	0	0	0	0	0	0	0	0	0	**0**	
2016	0	0	0	0	0	0	0	0	0	0	0	0	**0**	
2017	0	0	0	0	0	0	0	0	0	0	0	0	**0**	
2018	0	0	0	0	0	0	0	0	0	0	0	0	**0**	
2019	0	0	0	0	0	0	0	0	0	0	0	0	**0**	
Total	**5,900**	**1,000**	**23,900**	**5,500**	**7,700**	**22,000**	**65,000**	**8,100**	**3,900**	**107,600**	**100**	**800**	**251,500**	13 59

Data source: ARCOS (2006-2014) and Defendant Distribution Data (Walgreens 1/2006 - 3/2014)

Walgreens # 03475 (1/1996 to 12/2017)
DEA: BW4473029
25 Point Lobos Ave
San Francisco, CA 94121

Walgreen Co Oxycodone Shipments to Walgreens # 03475, by Strength
(Total MME)

Strength Year\	80	60	40	30	20	15	10	7.5	5.35	5	4.8355	Other	Total	Avg. Str
1996	0	0	0	0	0	0	0	0	0	0	0	0	**0**	
1997	0	0	0	0	0	0	0	0	0	0	0	0	**0**	
1998	0	0	0	0	0	0	0	0	0	0	0	0	**0**	
1999	0	0	0	0	0	0	0	0	0	0	0	0	**0**	
2000	0	0	0	0	0	0	0	0	0	0	0	0	**0**	
2001	0	0	0	0	0	0	0	0	0	0	0	0	**0**	
2002	0	0	0	0	0	0	0	0	0	0	0	0	**0**	
2003	0	0	0	0	0	0	0	0	0	0	0	0	**0**	
2004	0	0	0	0	0	0	0	0	0	0	0	0	**0**	
2005	0	0	0	0	0	0	0	0	0	0	0	0	**0**	
2006	21,516	0	349,635	0	34,964	2,017	86,064	11,094	0	60,513	0	2,421	**568,224**	17 10
2007	21,516	0	268,950	0	75,306	16,137	111,614	9,077	15,826	66,565	0	1,210	**586,202**	14 45
2008	75,306	0	247,434	8,069	10,758	56,480	96,822	13,111	12,229	83,374	0	6,455	**610,037**	14 34
2009	139,854	0	155,991	68,582	8,069	86,736	121,028	11,094	0	120,355	0	1,210	**712,919**	13 75
2010	355,014	0	161,370	32,274	45,722	133,130	139,854	17,146	0	122,372	0	0	**1,006,882**	16 38
2011	21,516	0	91,443	40,343	21,516	22,188	149,267	8,069	0	127,079	0	0	**481,421**	10 06
2012	0	24,206	5,379	64,548	10,758	110,942	123,717	9,077	0	107,580	650	0	**456,857**	9 96
2013	0	56,480	5,379	8,069	0	16,137	45,722	3,026	0	35,636	0	0	**170,447**	11 74
2014	0	0	0	0	0	0	0	0	0	0	0	0	**0**	
2015	0	0	0	0	0	0	0	0	0	0	0	0	**0**	
2016	0	0	0	0	0	0	0	0	0	0	0	0	**0**	
2017	0	0	0	0	0	0	0	0	0	0	0	0	**0**	
2018	0	0	0	0	0	0	0	0	0	0	0	0	**0**	
2019	0	0	0	0	0	0	0	0	0	0	0	0	**0**	
Total	**634,722**	**80,685**	**1,285,581**	**221,884**	**207,092**	**443,768**	**874,088**	**81,694**	**28,055**	**723,475**	**650**	**11,296**	**4,592,988**	13 59

Data source: ARCOS (2006-2014) and Defendant Distribution Data (Walgreens 1/2006 - 3/2014)

Walgreens # 03475 (1/1996 to 12/2017)
DEA: BW4473029
25 Point Lobos Ave
San Francisco, CA 94121

Walgreen Co Oxycodone Shipments to Walgreens # 03475, by Strength
(Total Drug Base Weight in Milligram)

Strength Year\	80	60	40	30	20	15	10	7.5	5.35	5	4.8355	Other	Total	Avg. Str
1996	0	0	0	0	0	0	0	0	0	0	0	0	**0**	
1997	0	0	0	0	0	0	0	0	0	0	0	0	**0**	
1998	0	0	0	0	0	0	0	0	0	0	0	0	**0**	
1999	0	0	0	0	0	0	0	0	0	0	0	0	**0**	
2000	0	0	0	0	0	0	0	0	0	0	0	0	**0**	
2001	0	0	0	0	0	0	0	0	0	0	0	0	**0**	
2002	0	0	0	0	0	0	0	0	0	0	0	0	**0**	
2003	0	0	0	0	0	0	0	0	0	0	0	0	**0**	
2004	0	0	0	0	0	0	0	0	0	0	0	0	**0**	
2005	0	0	0	0	0	0	0	0	0	0	0	0	**0**	
2006	14,344	0	233,090	0	23,309	1,345	57,376	7,396	0	40,342	0	1,614	**378,816**	17 10
2007	14,344	0	179,300	0	50,204	10,758	74,410	6,051	10,551	44,377	0	807	**390,801**	14 45
2008	50,204	0	164,956	5,379	7,172	37,653	64,548	8,741	8,153	55,583	0	4,303	**406,692**	14 34
2009	93,236	0	103,994	45,722	5,379	57,824	80,685	7,396	0	80,237	0	807	**475,279**	13 75
2010	236,676	0	107,580	21,516	30,481	88,754	93,236	11,430	0	81,582	0	0	**671,254**	16 38
2011	14,344	0	60,962	26,895	14,344	14,792	99,512	5,379	0	84,719	0	0	**320,947**	10 06
2012	0	16,137	3,586	43,032	7,172	73,961	82,478	6,051	0	71,720	434	0	**304,571**	9 96
2013	0	37,653	3,586	5,379	0	10,758	30,481	2,017	0	23,757	0	0	**113,631**	11 74
2014	0	0	0	0	0	0	0	0	0	0	0	0	**0**	
2015	0	0	0	0	0	0	0	0	0	0	0	0	**0**	
2016	0	0	0	0	0	0	0	0	0	0	0	0	**0**	
2017	0	0	0	0	0	0	0	0	0	0	0	0	**0**	
2018	0	0	0	0	0	0	0	0	0	0	0	0	**0**	
2019	0	0	0	0	0	0	0	0	0	0	0	0	**0**	
Total	**423,148**	**53,790**	**857,054**	**147,923**	**138,061**	**295,845**	**582,725**	**54,462**	**18,703**	**482,316**	**434**	**7,531**	**3,061,992**	13 59

Data source: ARCOS (2006-2014) and Defendant Distribution Data (Walgreens 1/2006 - 3/2014)

Walgreens # 03475 (1/1996 to 12/2017)
DEA: BW4473029
25 Point Lobos Ave
San Francisco, CA 94121

Walgreen Co Hydrocodone Shipments to Walgreens # 03475

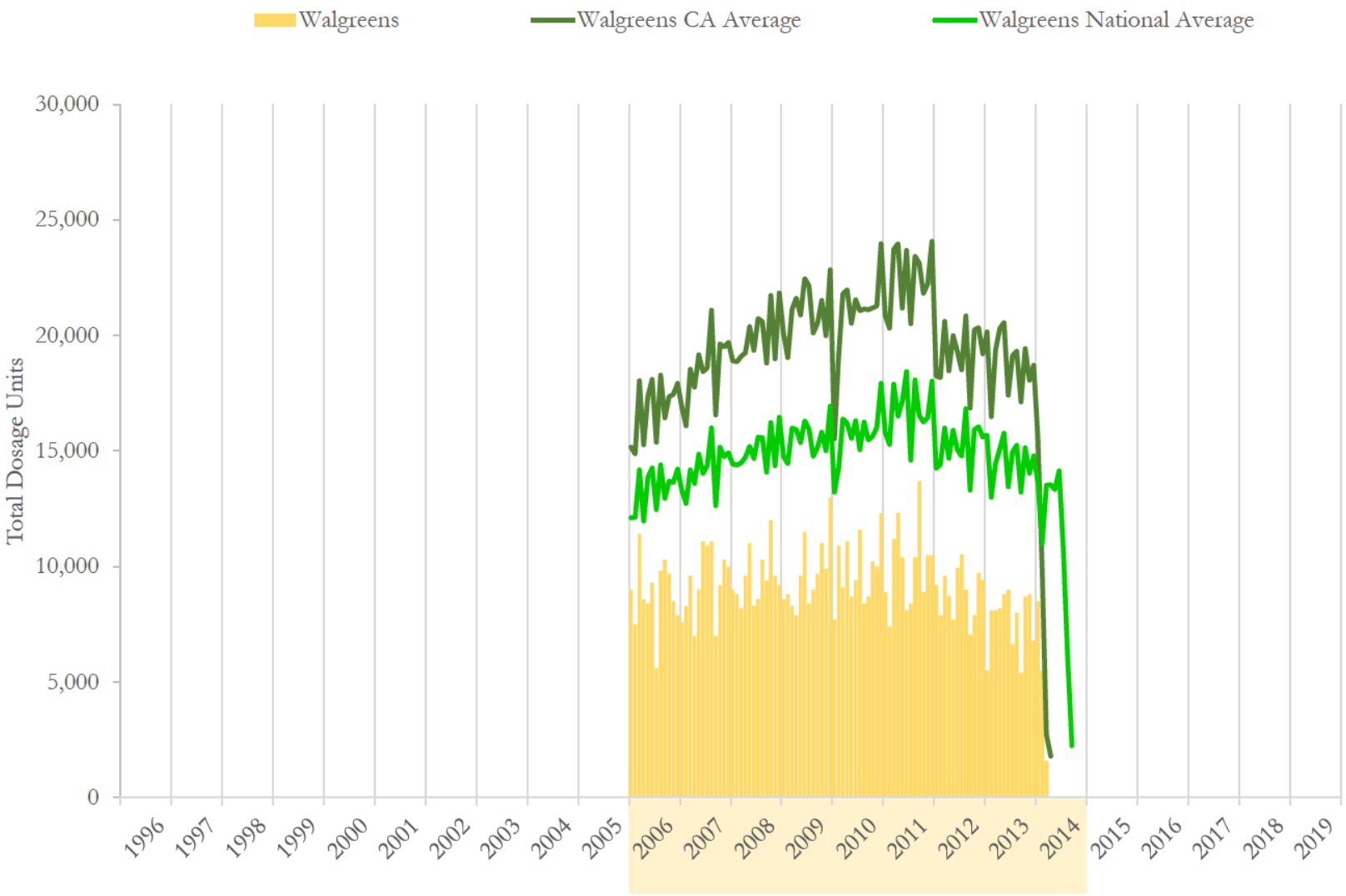

National and state averages reflect hydrocodone shipped from Walgreen Co to all active pharmacies each month.
Data source: ARCOS (2006-2014) and Defendant Distribution Data (Walgreens 1/2006 - 3/2014)

Walgreens # 03475 (1/1996 to 12/2017)
DEA: BW4473029
25 Point Lobos Ave
San Francisco, CA 94121

Walgreen Co Hydrocodone Shipments to Walgreens # 03475

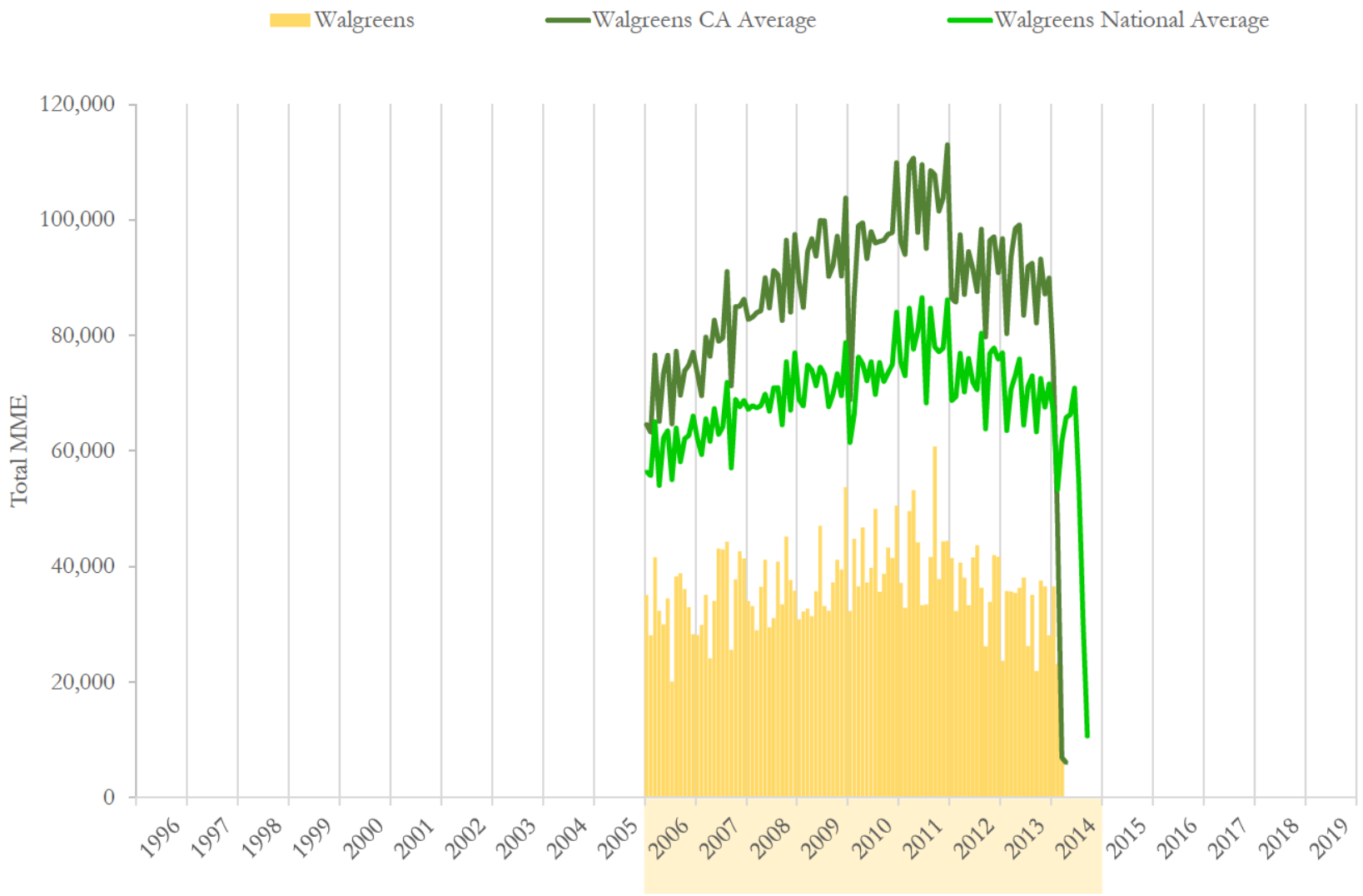

National and state averages reflect hydrocodone shipped from Walgreen Co to all active pharmacies each month.
Data source: ARCOS (2006-2014) and Defendant Distribution Data (Walgreens 1/2006 - 3/2014)

Walgreens # 03475 (1/1996 to 12/2017)
DEA: BW4473029
25 Point Lobos Ave
San Francisco, CA 94121

Walgreen Co Hydrocodone Shipments to Walgreens # 03475

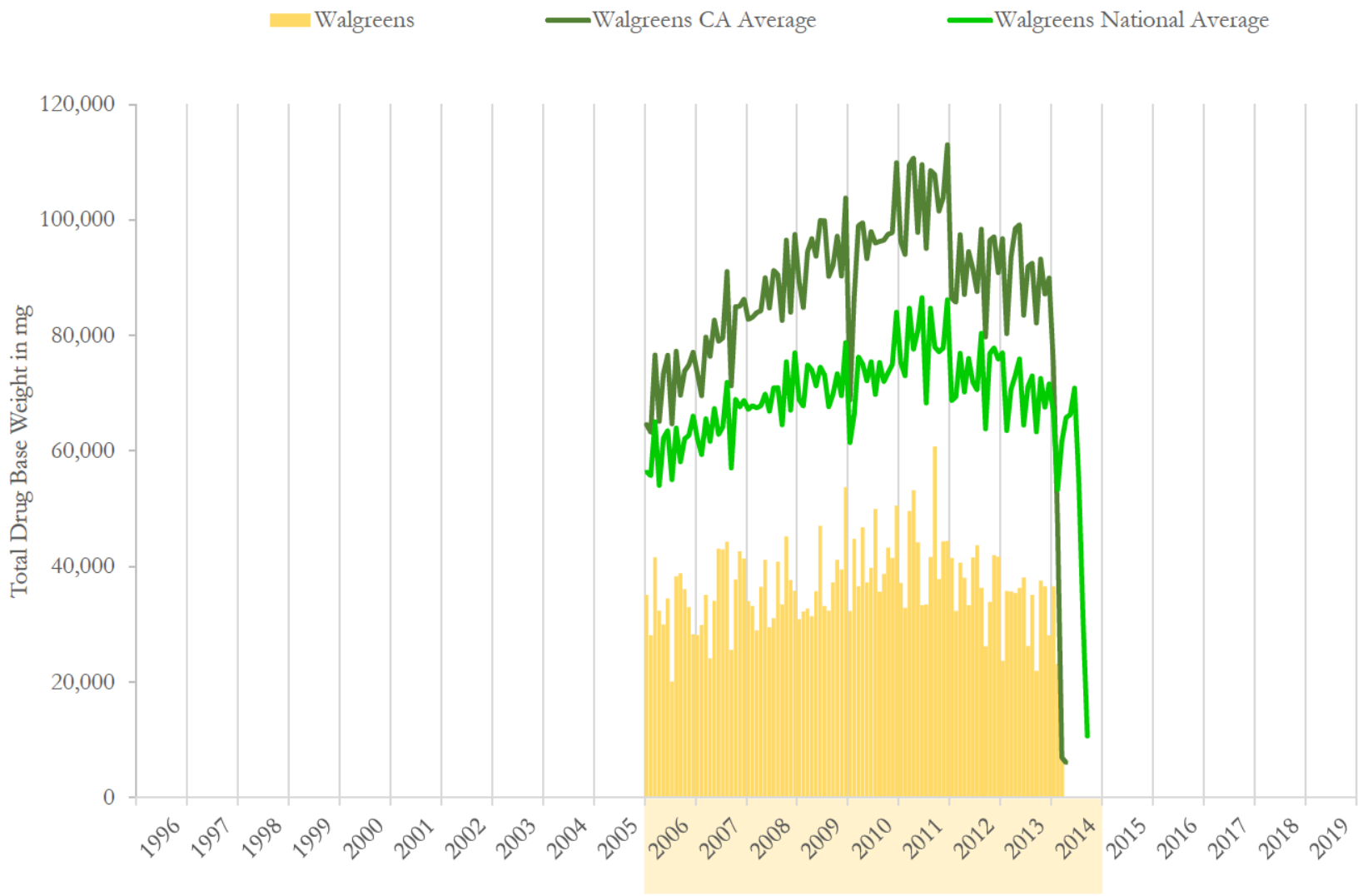

National and state averages reflect hydrocodone shipped from Walgreen Co to all active pharmacies each month.
Data source: ARCOS (2006-2014) and Defendant Distribution Data (Walgreens 1/2006 - 3/2014)

Walgreens # 03475 (1/1996 to 12/2017)
DEA: BW4473029
25 Point Lobos Ave
San Francisco, CA 94121

Walgreen Co Hydrocodone Shipments to Walgreens # 03475

	Dosage Units		MME		Drug Base Weight in mg	
Date	Walgreens	% Change	Walgreens	% Change	Walgreens	% Change
01/2006	9,000	n/a	35,064	n/a	35,064	n/a
02/2006	7,500	-16.7%	28,111	-19.8%	28,111	-19.8%
03/2006	11,400	52.0%	41,597	48.0%	41,597	48.0%
04/2006	8,600	-24.6%	32,348	-22.2%	32,348	-22.2%
05/2006	8,400	-2.3%	29,943	-7.4%	29,943	-7.4%
06/2006	9,300	10.7%	34,459	15.1%	34,459	15.1%
07/2006	5,600	-39.8%	20,081	-41.7%	20,081	-41.7%
08/2006	9,800	75.0%	38,283	90.6%	38,283	90.6%
09/2006	10,300	5.1%	38,848	1.5%	38,848	1.5%
10/2006	9,700	-5.8%	36,083	-7.1%	36,083	-7.1%
11/2006	8,500	-12.4%	32,986	-8.6%	32,986	-8.6%
12/2006	7,900	-7.1%	28,286	-14.2%	28,286	-14.2%
01/2007	7,600	-3.8%	28,119	-0.6%	28,119	-0.6%
02/2007	8,300	9.2%	29,878	6.3%	29,878	6.3%
03/2007	9,600	15.7%	35,097	17.5%	35,097	17.5%
04/2007	7,000	-27.1%	24,065	-31.4%	24,065	-31.4%
05/2007	9,000	28.6%	34,046	41.5%	34,046	41.5%
06/2007	11,100	23.3%	43,086	26.6%	43,086	26.6%
07/2007	10,900	-1.8%	42,935	-0.4%	42,935	-0.4%
08/2007	11,100	1.8%	44,305	3.2%	44,305	3.2%
09/2007	7,000	-36.9%	25,529	-42.4%	25,529	-42.4%
10/2007	9,200	31.4%	37,756	47.9%	37,756	47.9%
11/2007	10,300	12.0%	42,608	12.8%	42,608	12.8%
12/2007	10,000	-2.9%	41,389	-2.9%	41,389	-2.9%

Data source: ARCOS (2006-2014) and Defendant Distribution Data (Walgreens 1/2006 - 3/2014)

Walgreens # 03475 (1/1996 to 12/2017)
DEA: BW4473029
25 Point Lobos Ave
San Francisco, CA 94121

Walgreen Co Hydrocodone Shipments to Walgreens # 03475

	Dosage Units		MME		Drug Base Weight in mg	
Date	Walgreens	% Change	Walgreens	% Change	Walgreens	% Change
01/2008	9,000	-10.0%	34,013	-17.8%	34,013	-17.8%
02/2008	8,800	-2.2%	33,146	-2.6%	33,146	-2.6%
03/2008	8,200	-6.8%	28,908	-12.8%	28,908	-12.8%
04/2008	9,600	17.1%	36,475	26.2%	36,475	26.2%
05/2008	11,000	14.6%	41,151	12.8%	41,151	12.8%
06/2008	8,300	-24.5%	29,489	-28.3%	29,489	-28.3%
07/2008	8,600	3.6%	31,019	5.2%	31,019	5.2%
08/2008	10,300	19.8%	40,816	31.6%	40,816	31.6%
09/2008	9,400	-8.7%	33,440	-18.1%	33,440	-18.1%
10/2008	12,000	27.7%	45,221	35.2%	45,221	35.2%
11/2008	9,600	-20.0%	37,670	-16.7%	37,670	-16.7%
12/2008	9,200	-4.2%	35,829	-4.9%	35,829	-4.9%
01/2009	8,600	-6.5%	30,859	-13.9%	30,859	-13.9%
02/2009	8,800	2.3%	32,221	4.4%	32,221	4.4%
03/2009	8,300	-5.7%	32,692	1.5%	32,692	1.5%
04/2009	7,900	-4.8%	31,432	-3.9%	31,432	-3.9%
05/2009	9,600	21.5%	35,719	13.6%	35,719	13.6%
06/2009	11,500	19.8%	47,013	31.6%	47,013	31.6%
07/2009	8,400	-27.0%	33,129	-29.5%	33,129	-29.5%
08/2009	9,000	7.1%	32,373	-2.3%	32,373	-2.3%
09/2009	9,700	7.8%	37,216	15.0%	37,216	15.0%
10/2009	11,000	13.4%	41,167	10.6%	41,167	10.6%
11/2009	9,900	-10.0%	39,494	-4.1%	39,494	-4.1%
12/2009	13,000	31.3%	53,713	36.0%	53,713	36.0%

Data source: ARCOS (2006-2014) and Defendant Distribution Data (Walgreens 1/2006 - 3/2014)

Walgreens # 03475 (1/1996 to 12/2017)
DEA: BW4473029
25 Point Lobos Ave
San Francisco, CA 94121

Walgreen Co Hydrocodone Shipments to Walgreens # 03475

	Dosage Units		MME		Drug Base Weight in mg	
Date	Walgreens	% Change	Walgreens	% Change	Walgreens	% Change
01/2010	7,700	-40.8%	32,316	-39.8%	32,316	-39.8%
02/2010	10,900	41.6%	44,767	38.5%	44,767	38.5%
03/2010	9,100	-16.5%	36,594	-18.3%	36,594	-18.3%
04/2010	11,100	22.0%	46,751	27.8%	46,751	27.8%
05/2010	8,700	-21.6%	37,216	-20.4%	37,216	-20.4%
06/2010	9,400	8.0%	39,789	6.9%	39,789	6.9%
07/2010	11,600	23.4%	49,946	25.5%	49,946	25.5%
08/2010	8,400	-27.6%	35,621	-28.7%	35,621	-28.7%
09/2010	8,700	3.6%	38,746	8.8%	38,746	8.8%
10/2010	10,200	17.2%	43,270	11.7%	43,270	11.7%
11/2010	10,000	-2.0%	41,454	-4.2%	41,454	-4.2%
12/2010	12,300	23.0%	50,543	21.9%	50,543	21.9%
01/2011	8,900	-27.6%	37,143	-26.5%	37,143	-26.5%
02/2011	7,400	-16.9%	32,827	-11.6%	32,827	-11.6%
03/2011	11,200	51.4%	49,610	51.1%	49,610	51.1%
04/2011	12,320	10.0%	53,180	7.2%	53,180	7.2%
05/2011	10,400	-15.6%	44,178	-16.9%	44,178	-16.9%
06/2011	8,100	-22.1%	33,281	-24.7%	33,281	-24.7%
07/2011	8,400	3.7%	33,448	0.5%	33,448	0.5%
08/2011	10,400	23.8%	41,621	24.4%	41,621	24.4%
09/2011	13,700	31.7%	60,794	46.1%	60,794	46.1%
10/2011	8,900	-35.0%	37,821	-37.8%	37,821	-37.8%
11/2011	10,500	18.0%	44,346	17.3%	44,346	17.3%
12/2011	10,500	0.0%	44,440	0.2%	44,440	0.2%

Data source: ARCOS (2006-2014) and Defendant Distribution Data (Walgreens 1/2006 - 3/2014)

Walgreens # 03475 (1/1996 to 12/2017)
DEA: BW4473029
25 Point Lobos Ave
San Francisco, CA 94121

Walgreen Co Hydrocodone Shipments to Walgreens # 03475

	Dosage Units		MME		Drug Base Weight in mg	
Date	Walgreens	% Change	Walgreens	% Change	Walgreens	% Change
01/2012	9,200	-12.4%	41,446	-6.7%	41,446	-6.7%
02/2012	7,900	-14.1%	32,340	-22.0%	32,340	-22.0%
03/2012	9,600	21.5%	40,664	25.7%	40,664	25.7%
04/2012	8,730	-9.1%	38,063	-6.4%	38,063	-6.4%
05/2012	7,700	-11.8%	33,248	-12.7%	33,248	-12.7%
06/2012	9,930	29.0%	41,561	25.0%	41,561	25.0%
07/2012	10,530	6.0%	43,663	5.1%	43,663	5.1%
08/2012	9,000	-14.5%	36,292	-16.9%	36,292	-16.9%
09/2012	7,060	-21.6%	26,198	-27.8%	26,198	-27.8%
10/2012	7,900	11.9%	33,870	29.3%	33,870	29.3%
11/2012	9,730	23.2%	41,966	23.9%	41,966	23.9%
12/2012	9,430	-3.1%	41,671	-0.7%	41,671	-0.7%
01/2013	5,500	-41.7%	23,681	-43.2%	23,681	-43.2%
02/2013	8,100	47.3%	35,773	51.1%	35,773	51.1%
03/2013	8,100	0.0%	35,702	-0.2%	35,702	-0.2%
04/2013	8,200	1.2%	35,392	-0.9%	35,392	-0.9%
05/2013	8,800	7.3%	36,308	2.6%	36,308	2.6%
06/2013	9,000	2.3%	38,083	4.9%	38,083	4.9%
07/2013	6,630	-26.3%	26,258	-31.1%	26,258	-31.1%
08/2013	8,000	20.7%	35,073	33.6%	35,073	33.6%
09/2013	5,400	-32.5%	21,913	-37.5%	21,913	-37.5%
10/2013	8,700	61.1%	37,519	71.2%	37,519	71.2%
11/2013	8,800	1.1%	36,610	-2.4%	36,610	-2.4%
12/2013	6,800	-22.7%	28,094	-23.3%	28,094	-23.3%

Data source: ARCOS (2006-2014) and Defendant Distribution Data (Walgreens 1/2006 - 3/2014)

Walgreen Co Hydrocodone Shipments to Walgreens # 03475

	Dosage Units		MME		Drug Base Weight in mg	
Date	Walgreens	% Change	Walgreens	% Change	Walgreens	% Change
01/2014	8,500	25.0%	36,586	30.2%	36,586	30.2%
02/2014	5,500	-35.3%	23,100	-36.9%	23,100	-36.9%
03/2014	1,600	-70.9%	6,643	-71.2%	6,643	-71.2%
04/2014	0	-100.0%	0	-100.0%	0	-100.0%
05/2014	0	n/a	0	n/a	0	n/a
06/2014	0	n/a	0	n/a	0	n/a
07/2014	0	n/a	0	n/a	0	n/a
08/2014	0	n/a	0	n/a	0	n/a
09/2014	0	n/a	0	n/a	0	n/a
10/2014	0	n/a	0	n/a	0	n/a
11/2014	0	n/a	0	n/a	0	n/a
12/2014	0	n/a	0	n/a	0	n/a
01/2015	0	n/a	0	n/a	0	n/a
02/2015	0	n/a	0	n/a	0	n/a
03/2015	0	n/a	0	n/a	0	n/a
04/2015	0	n/a	0	n/a	0	n/a
05/2015	0	n/a	0	n/a	0	n/a
06/2015	0	n/a	0	n/a	0	n/a
07/2015	0	n/a	0	n/a	0	n/a
08/2015	0	n/a	0	n/a	0	n/a
09/2015	0	n/a	0	n/a	0	n/a
10/2015	0	n/a	0	n/a	0	n/a
11/2015	0	n/a	0	n/a	0	n/a
12/2015	0	n/a	0	n/a	0	n/a

Data source: ARCOS (2006-2014) and Defendant Distribution Data (Walgreens 1/2006 - 3/2014)

Walgreens # 03475 (1/1996 to 12/2017)
DEA: BW4473029
25 Point Lobos Ave
San Francisco, CA 94121

Walgreen Co Hydrocodone Shipments to Walgreens # 03475

	Dosage Units		MME		Drug Base Weight in mg	
Date	Walgreens	% Change	Walgreens	% Change	Walgreens	% Change
1996	0		0		0	
1997	0	n/a	0	n/a	0	n/a
1998	0	n/a	0	n/a	0	n/a
1999	0	n/a	0	n/a	0	n/a
2000	0	n/a	0	n/a	0	n/a
2001	0	n/a	0	n/a	0	n/a
2002	0	n/a	0	n/a	0	n/a
2003	0	n/a	0	n/a	0	n/a
2004	0	n/a	0	n/a	0	n/a
2005	0	n/a	0	n/a	0	n/a
2006	106,000	n/a	396,090	n/a	396,090	n/a
2007	111,100	4.8%	428,811	8.3%	428,811	8.3%
2008	114,000	2.6%	427,177	-0.4%	427,177	-0.4%
2009	115,700	1.5%	447,028	4.6%	447,028	4.6%
2010	118,100	2.1%	497,011	11.2%	497,011	11.2%
2011	120,720	2.2%	512,689	3.2%	512,689	3.2%
2012	106,710	-11.6%	450,982	-12.0%	450,982	-12.0%
2013	92,030	-13.8%	390,406	-13.4%	390,406	-13.4%
2014	15,600	-83.0%	66,329	-83.0%	66,329	-83.0%
2015	0	-100.0%	0	-100.0%	0	-100.0%
2016	0	n/a	0	n/a	0	n/a
2017	0	n/a	0	n/a	0	n/a
2018	0	n/a	0	n/a	0	n/a
2019	0	n/a	0	n/a	0	n/a
Total	**899,960**		**3,616,523**		**3,616,523**	

Data source: ARCOS (2006-2014) and Defendant Distribution Data (Walgreens 1/2006 - 3/2014)

Walgreens # 03475 (1/1996 to 12/2017)
DEA: BW4473029
25 Point Lobos Ave
San Francisco, CA 94121

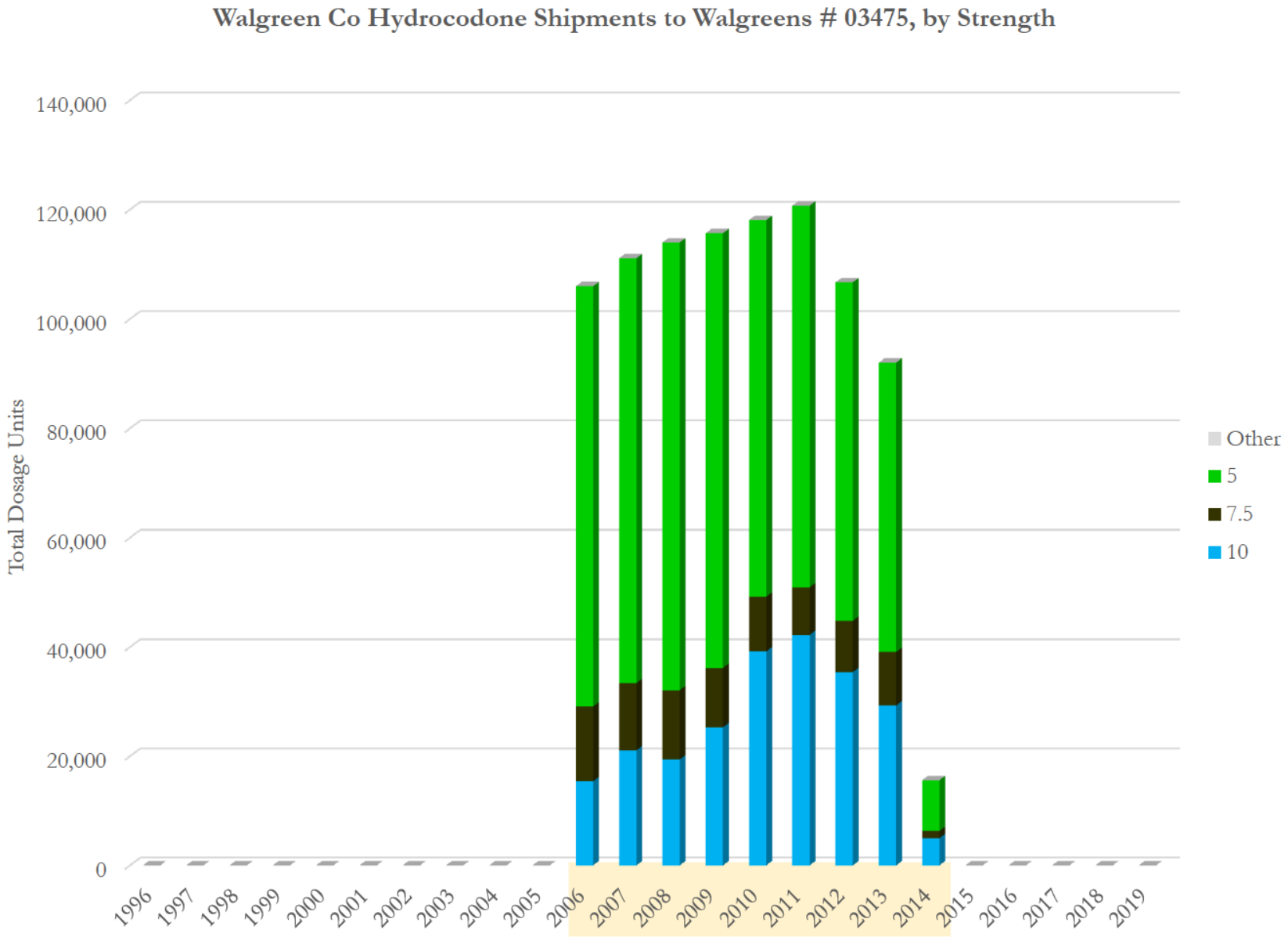

Data source: ARCOS (2006-2014) and Defendant Distribution Data (Walgreens 1/2006 - 3/2014)

Walgreens # 03475 (1/1996 to 12/2017)
DEA: BW4473029
25 Point Lobos Ave
San Francisco, CA 94121

Walgreen Co Hydrocodone Shipments to Walgreens # 03475, by Strength

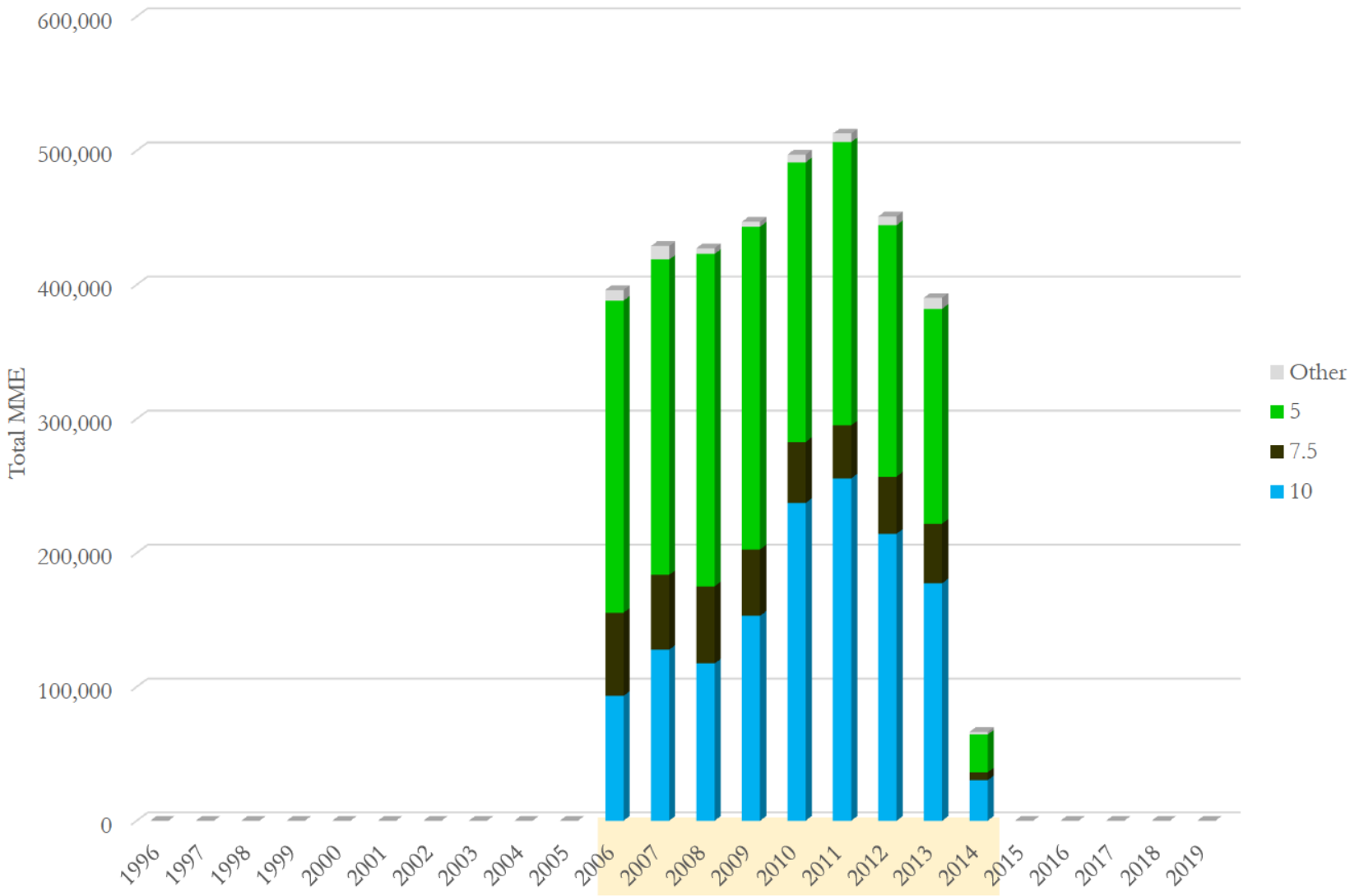

Data source: ARCOS (2006-2014) and Defendant Distribution Data (Walgreens 1/2006 - 3/2014)

Walgreens # 03475 (1/1996 to 12/2017)
DEA: BW4473029
25 Point Lobos Ave
San Francisco, CA 94121

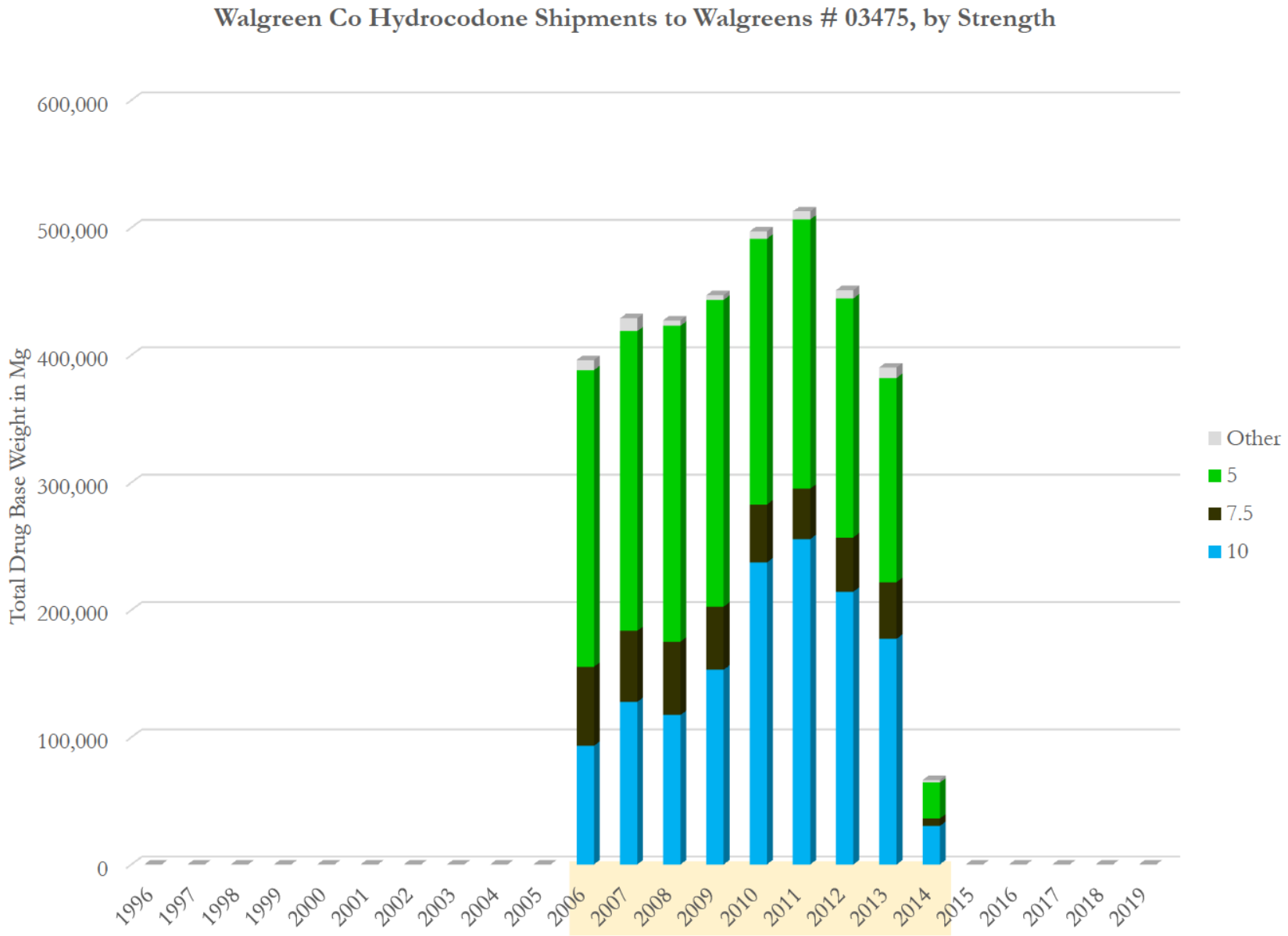

Data source: ARCOS (2006-2014) and Defendant Distribution Data (Walgreens 1/2006 - 3/2014)

Walgreens # 03475 (1/1996 to 12/2017)
DEA: BW4473029
25 Point Lobos Ave
San Francisco, CA 94121

Walgreen Co Hydrocodone Shipments to Walgreens # 03475, by Strength
(Total Dosage Units)

Strength Year\	10	7.5	5	Other	Total	Avg. Str
1996	0	0	0	0	**0**	
1997	0	0	0	0	**0**	
1998	0	0	0	0	**0**	
1999	0	0	0	0	**0**	
2000	0	0	0	0	**0**	
2001	0	0	0	0	**0**	
2002	0	0	0	0	**0**	
2003	0	0	0	0	**0**	
2004	0	0	0	0	**0**	
2005	0	0	0	0	**0**	
2006	15,400	13,700	76,900	0	**106,000**	6.05
2007	21,100	12,300	77,700	0	**111,100**	6.23
2008	19,400	12,700	81,900	0	**114,000**	6.13
2009	25,300	10,900	79,500	0	**115,700**	6.33
2010	39,200	10,000	68,900	0	**118,100**	6.87
2011	42,220	8,700	69,800	0	**120,720**	6.93
2012	35,400	9,400	61,910	0	**106,710**	6.88
2013	29,300	9,800	52,930	0	**92,030**	6.86
2014	5,000	1,300	9,300	0	**15,600**	6.81
2015	0	0	0	0	**0**	
2016	0	0	0	0	**0**	
2017	0	0	0	0	**0**	
2018	0	0	0	0	**0**	
2019	0	0	0	0	**0**	
Total	**232,320**	**88,800**	**578,840**	**0**	**899,960**	6.54

Data source: ARCOS (2006-2014) and Defendant Distribution Data (Walgreens 1/2006 - 3/2014)

Walgreens # 03475 (1/1996 to 12/2017)
DEA: BW4473029
25 Point Lobos Ave
San Francisco, CA 94121

Walgreen Co Hydrocodone Shipments to Walgreens # 03475, by Strength (Total MME)

Strength Year\	10	7.5	5	Other	Total	Avg. Str
1996	0	0	0	0	**0**	
1997	0	0	0	0	**0**	
1998	0	0	0	0	**0**	
1999	0	0	0	0	**0**	
2000	0	0	0	0	**0**	
2001	0	0	0	0	**0**	
2002	0	0	0	0	**0**	
2003	0	0	0	0	**0**	
2004	0	0	0	0	**0**	
2005	0	0	0	0	**0**	
2006	93,232	62,205	232,776	7,877	**396,090**	6.05
2007	127,739	55,848	235,198	10,026	**428,811**	6.23
2008	117,448	57,664	247,911	4,154	**427,177**	6.13
2009	153,166	49,491	240,647	3,724	**447,028**	6.33
2010	237,317	45,405	208,560	5,729	**497,011**	6.87
2011	255,600	39,502	211,285	6,302	**512,689**	6.93
2012	214,312	42,681	187,402	6,589	**450,982**	6.88
2013	177,382	44,497	160,219	8,307	**390,406**	6.86
2014	30,270	5,903	28,151	2,005	**66,329**	6.81
2015	0	0	0	0	**0**	
2016	0	0	0	0	**0**	
2017	0	0	0	0	**0**	
2018	0	0	0	0	**0**	
2019	0	0	0	0	**0**	
Total	**1,406,465**	**403,196**	**1,752,149**	**54,713**	**3,616,523**	6.54

Data source: ARCOS (2006-2014) and Defendant Distribution Data (Walgreens 1/2006 - 3/2014)

Walgreens # 03475 (1/1996 to 12/2017)
DEA: BW4473029
25 Point Lobos Ave
San Francisco, CA 94121

Walgreen Co Hydrocodone Shipments to Walgreens # 03475, by Strength
(Total Drug Base Weight in Milligram)

Strength Year\	10	7.5	5	Other	Total	Avg. Str
1996	0	0	0	0	**0**	
1997	0	0	0	0	**0**	
1998	0	0	0	0	**0**	
1999	0	0	0	0	**0**	
2000	0	0	0	0	**0**	
2001	0	0	0	0	**0**	
2002	0	0	0	0	**0**	
2003	0	0	0	0	**0**	
2004	0	0	0	0	**0**	
2005	0	0	0	0	**0**	
2006	93,232	62,205	232,776	7,877	**396,090**	6.05
2007	127,739	55,848	235,198	10,026	**428,811**	6.23
2008	117,448	57,664	247,911	4,154	**427,177**	6.13
2009	153,166	49,491	240,646	3,724	**447,028**	6.33
2010	237,317	45,405	208,560	5,729	**497,011**	6.87
2011	255,600	39,502	211,285	6,302	**512,689**	6.93
2012	214,312	42,681	187,402	6,589	**450,982**	6.88
2013	177,382	44,497	160,219	8,307	**390,406**	6.86
2014	30,270	5,903	28,151	2,005	**66,329**	6.81
2015	0	0	0	0	**0**	
2016	0	0	0	0	**0**	
2017	0	0	0	0	**0**	
2018	0	0	0	0	**0**	
2019	0	0	0	0	**0**	
Total	**1,406,465**	**403,196**	**1,752,149**	**54,713**	**3,616,523**	6.54

Data source: ARCOS (2006-2014) and Defendant Distribution Data (Walgreens 1/2006 - 3/2014)

Walgreens # 02125 (1/1996 to 12/2017)
DEA: BW1712430
320 Bay St
San Francisco, CA 94133

Walgreen Co Oxycodone Shipments to Walgreens # 02125

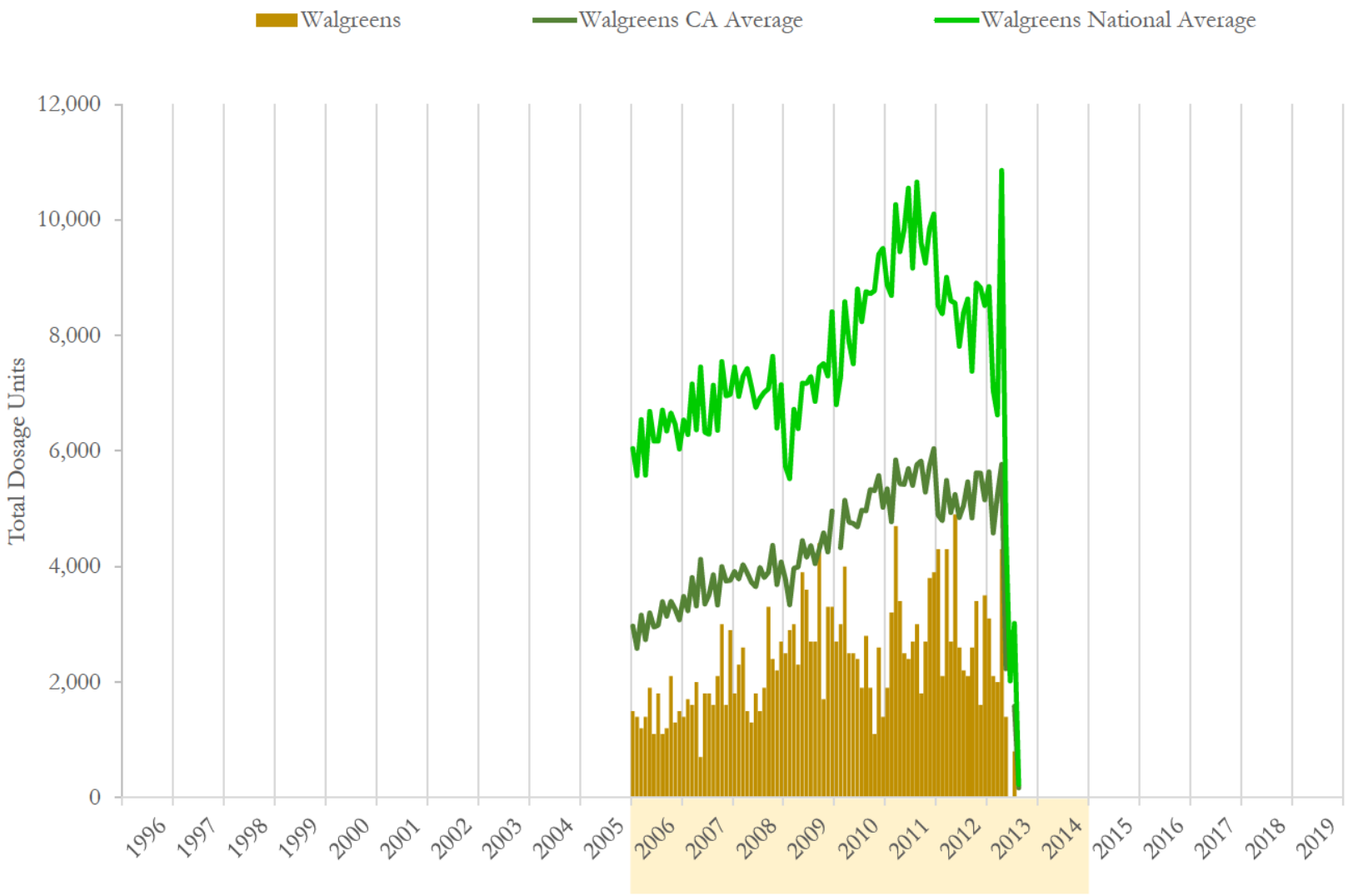

National and state averages reflect oxycodone shipped from Walgreen Co to all active pharmacies each month.
Data source: ARCOS (2006-2014) and Defendant Distribution Data (Walgreens 1/2006 - 3/2014)

Walgreens # 02125 (1/1996 to 12/2017)
DEA: BW1712430
320 Bay St
San Francisco, CA 94133

Walgreen Co Oxycodone Shipments to Walgreens # 02125

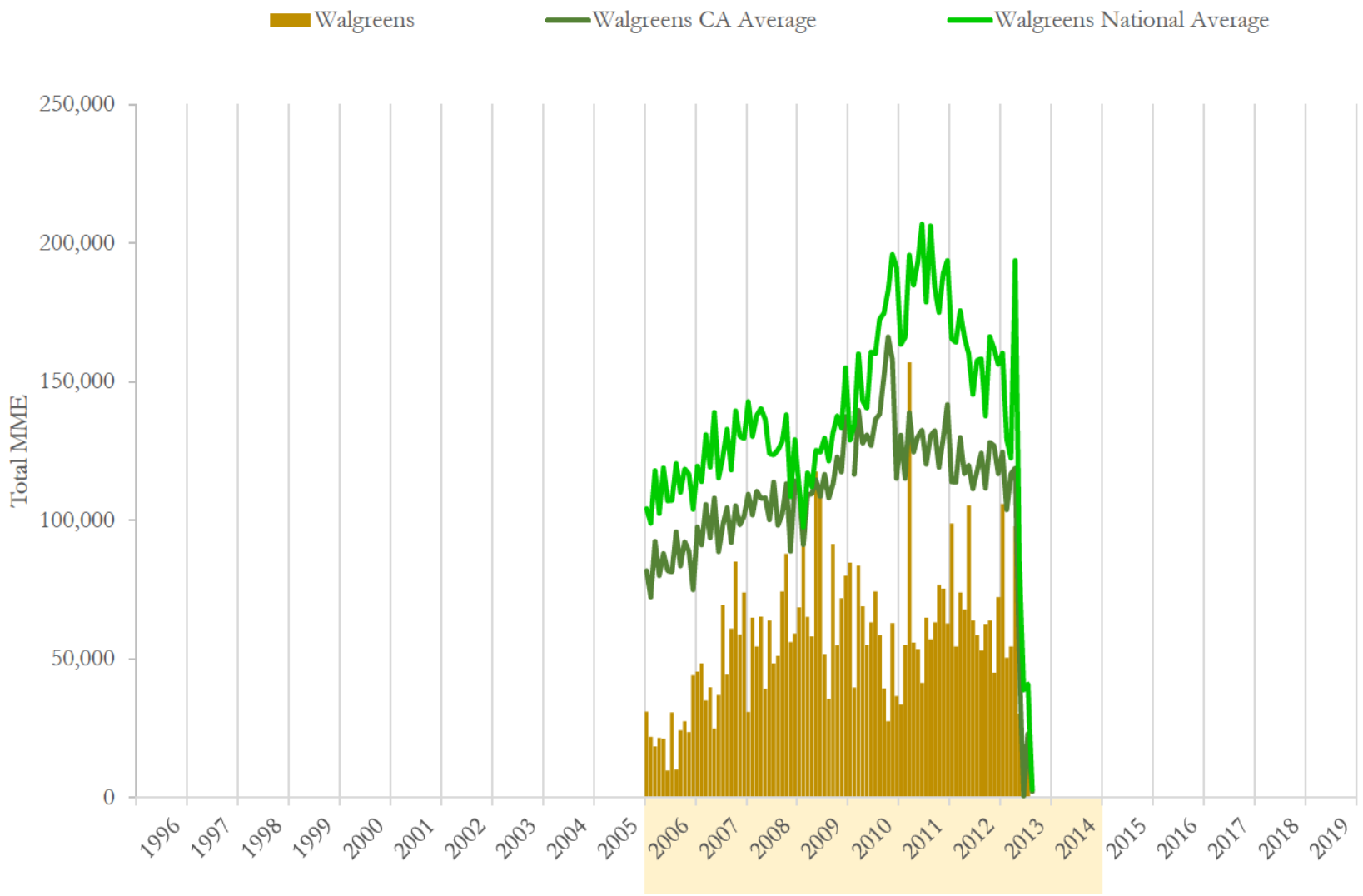

National and state averages reflect oxycodone shipped from Walgreen Co to all active pharmacies each month.
Data source: ARCOS (2006-2014) and Defendant Distribution Data (Walgreens 1/2006 - 3/2014)

Walgreens # 02125 (1/1996 to 12/2017)
DEA: BW1712430
320 Bay St
San Francisco, CA 94133

Walgreen Co Oxycodone Shipments to Walgreens # 02125

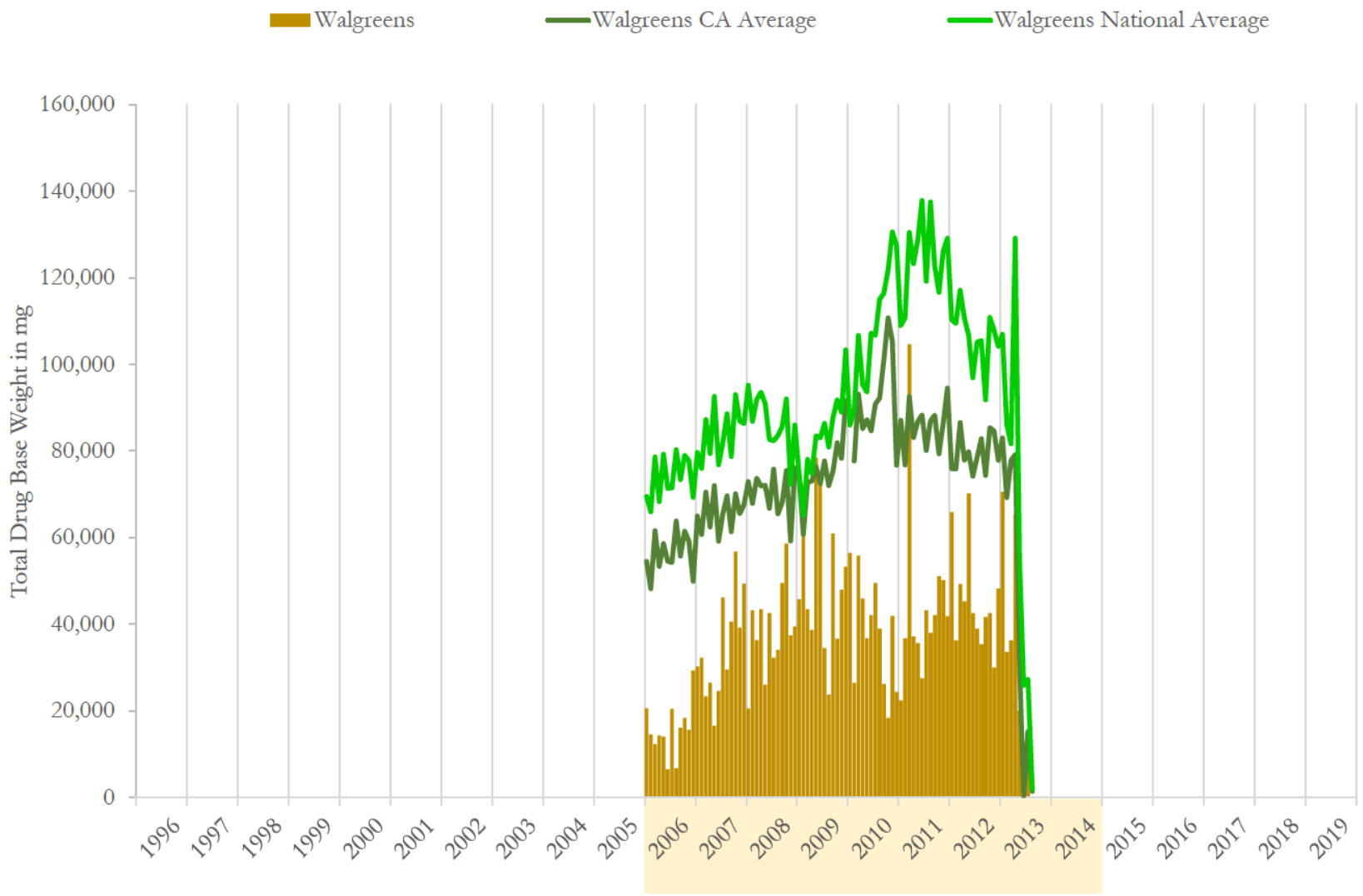

National and state averages reflect oxycodone shipped from Walgreen Co to all active pharmacies each month.
Data source: ARCOS (2006-2014) and Defendant Distribution Data (Walgreens 1/2006 - 3/2014)

Walgreens # 02125 (1/1996 to 12/2017)
DEA: BW1712430
320 Bay St
San Francisco, CA 94133

Walgreen Co Oxycodone Shipments to Walgreens # 02125

	Dosage Units		MME		Drug Base Weight in mg	
Date	Walgreens	% Change	Walgreens	% Change	Walgreens	% Change
01/2006	1,500	n/a	30,929	n/a	20,619	n/a
02/2006	1,400	-6.7%	21,852	-29.3%	14,568	-29.3%
03/2006	1,200	-14.3%	18,490	-15.4%	12,327	-15.4%
04/2006	1,400	16.7%	21,516	16.4%	14,344	16.4%
05/2006	1,900	35.7%	21,113	-1.9%	14,075	-1.9%
06/2006	1,100	-42.1%	9,749	-53.8%	6,500	-53.8%
07/2006	1,800	63.6%	30,716	215.1%	20,477	215.1%
08/2006	1,100	-38.9%	10,086	-67.2%	6,724	-67.2%
09/2006	1,200	9.1%	24,206	140.0%	16,137	140.0%
10/2006	2,100	75.0%	27,567	13.9%	18,378	13.9%
11/2006	1,300	-38.1%	23,533	-14.6%	15,689	-14.6%
12/2006	1,500	15.4%	44,041	87.1%	29,360	87.1%
01/2007	1,400	-6.7%	45,385	3.1%	30,257	3.1%
02/2007	1,700	21.4%	48,411	6.7%	32,274	6.7%
03/2007	1,600	-5.9%	35,010	-27.7%	23,340	-27.7%
04/2007	2,000	25.0%	39,764	13.6%	26,509	13.6%
05/2007	700	-65.0%	24,878	-37.4%	16,585	-37.4%
06/2007	1,800	157.1%	36,937	48.5%	24,625	48.5%
07/2007	1,800	0.0%	69,301	87.6%	46,201	87.6%
08/2007	1,600	-11.1%	44,356	-36.0%	29,571	-36.0%
09/2007	2,100	31.3%	60,944	37.4%	40,629	37.4%
10/2007	3,000	42.9%	85,149	39.7%	56,766	39.7%
11/2007	1,600	-46.7%	58,833	-30.9%	39,222	-30.9%
12/2007	2,900	81.3%	74,008	25.8%	49,339	25.8%

Data source: ARCOS (2006-2014) and Defendant Distribution Data (Walgreens 1/2006 - 3/2014)

Walgreen Co Oxycodone Shipments to Walgreens # 02125

	Dosage Units		MME		Drug Base Weight in mg	
Date	Walgreens	% Change	Walgreens	% Change	Walgreens	% Change
01/2008	1,800	-37.9%	30,810	-58.4%	20,540	-58.4%
02/2008	2,300	27.8%	64,931	110.7%	43,287	110.7%
03/2008	2,600	13.0%	54,509	-16.1%	36,340	-16.1%
04/2008	1,500	-42.3%	65,267	19.7%	43,512	19.7%
05/2008	1,300	-13.3%	39,092	-40.1%	26,061	-40.1%
06/2008	1,800	38.5%	63,876	63.4%	42,584	63.4%
07/2008	1,500	-16.7%	48,411	-24.2%	32,274	-24.2%
08/2008	1,900	26.7%	51,101	5.6%	34,067	5.6%
09/2008	3,300	73.7%	74,297	45.4%	49,532	45.4%
10/2008	2,400	-27.3%	87,947	18.4%	58,631	18.4%
11/2008	2,200	-8.3%	56,143	-36.2%	37,429	-36.2%
12/2008	2,700	22.7%	59,169	5.4%	39,446	5.4%
01/2009	2,500	-7.4%	68,582	15.9%	45,722	15.9%
02/2009	2,900	16.0%	96,822	41.2%	64,548	41.2%
03/2009	3,000	3.4%	65,220	-32.6%	43,480	-32.6%
04/2009	2,300	-23.3%	58,093	-10.9%	38,729	-10.9%
05/2009	3,900	69.6%	117,598	102.4%	78,399	102.4%
06/2009	3,600	-7.7%	109,799	-6.6%	73,199	-6.6%
07/2009	2,700	-25.0%	51,773	-52.8%	34,515	-52.8%
08/2009	2,700	0.0%	35,636	-31.2%	23,757	-31.2%
09/2009	4,400	63.0%	91,443	156.6%	60,962	156.6%
10/2009	1,700	-61.4%	55,000	-39.9%	36,667	-39.9%
11/2009	3,300	94.1%	71,944	30.8%	47,963	30.8%
12/2009	3,300	0.0%	80,013	11.2%	53,342	11.2%

Data source: ARCOS (2006-2014) and Defendant Distribution Data (Walgreens 1/2006 - 3/2014)

Walgreen Co Oxycodone Shipments to Walgreens # 02125

	Dosage Units		MME		Drug Base Weight in mg	
Date	Walgreens	% Change	Walgreens	% Change	Walgreens	% Change
01/2010	2,700	-18.2%	84,719	5.9%	56,480	5.9%
02/2010	3,000	11.1%	39,670	-53.2%	26,447	-53.2%
03/2010	4,000	33.3%	83,711	111.0%	55,807	111.0%
04/2010	2,500	-37.5%	68,918	-17.7%	45,946	-17.7%
05/2010	2,500	0.0%	55,135	-20.0%	36,757	-20.0%
06/2010	2,400	-4.0%	63,203	14.6%	42,136	14.6%
07/2010	1,900	-20.8%	74,297	17.6%	49,532	17.6%
08/2010	2,800	47.4%	58,497	-21.3%	38,998	-21.3%
09/2010	1,900	-32.1%	39,334	-32.8%	26,223	-32.8%
10/2010	1,100	-42.1%	27,567	-29.9%	18,378	-29.9%
11/2010	2,600	136.4%	62,934	128.3%	41,956	128.3%
12/2010	1,400	-46.2%	36,644	-41.8%	24,430	-41.8%
01/2011	1,900	35.7%	33,619	-8.3%	22,413	-8.3%
02/2011	3,200	68.4%	55,135	64.0%	36,757	64.0%
03/2011	4,700	46.9%	156,932	184.6%	104,622	184.6%
04/2011	3,400	-27.7%	55,807	-64.4%	37,205	-64.4%
05/2011	2,500	-26.5%	53,454	-4.2%	35,636	-4.2%
06/2011	2,400	-4.0%	41,351	-22.6%	27,567	-22.6%
07/2011	2,700	12.5%	64,884	56.9%	43,256	56.9%
08/2011	3,000	11.1%	57,085	-12.0%	38,056	-12.0%
09/2011	1,800	-40.0%	63,203	10.7%	42,136	10.7%
10/2011	2,700	50.0%	76,651	21.3%	51,101	21.3%
11/2011	3,800	40.7%	75,306	-1.8%	50,204	-1.8%
12/2011	3,900	2.6%	62,867	-16.5%	41,911	-16.5%

Data source: ARCOS (2006-2014) and Defendant Distribution Data (Walgreens 1/2006 - 3/2014)

Walgreen Co Oxycodone Shipments to Walgreens # 02125

	Dosage Units		MME		Drug Base Weight in mg	
Date	Walgreens	% Change	Walgreens	% Change	Walgreens	% Change
01/2012	4,300	10.3%	98,839	57.2%	65,893	57.2%
02/2012	2,100	-51.2%	54,462	-44.9%	36,308	-44.9%
03/2012	4,300	104.8%	73,961	35.8%	49,308	35.8%
04/2012	2,700	-37.2%	67,910	-8.2%	45,273	-8.2%
05/2012	4,900	81.5%	105,227	55.0%	70,151	55.0%
06/2012	2,600	-46.9%	63,876	-39.3%	42,584	-39.3%
07/2012	2,200	-15.4%	58,497	-8.4%	38,998	-8.4%
08/2012	2,100	-4.5%	53,073	-9.3%	35,382	-9.3%
09/2012	2,600	23.8%	62,531	17.8%	41,687	17.8%
10/2012	3,400	30.8%	63,876	2.2%	42,584	2.2%
11/2012	1,600	-52.9%	45,049	-29.5%	30,033	-29.5%
12/2012	3,500	118.8%	72,280	60.4%	48,187	60.4%
01/2013	3,100	-11.4%	105,899	46.5%	70,599	46.5%
02/2013	2,100	-32.3%	50,428	-52.4%	33,619	-52.4%
03/2013	2,000	-4.8%	54,440	8.0%	36,294	8.0%
04/2013	4,300	115.0%	97,763	79.6%	65,176	79.6%
05/2013	1,400	-67.4%	30,257	-69.1%	20,171	-69.1%
06/2013	0	-100.0%	0	-100.0%	0	-100.0%
07/2013	800	n/a	22,861	n/a	15,241	n/a
08/2013	0	-100.0%	0	-100.0%	0	-100.0%
09/2013	0	n/a	0	n/a	0	n/a
10/2013	0	n/a	0	n/a	0	n/a
11/2013	0	n/a	0	n/a	0	n/a
12/2013	0	n/a	0	n/a	0	n/a

Data source: ARCOS (2006-2014) and Defendant Distribution Data (Walgreens 1/2006 - 3/2014)

Walgreen Co Oxycodone Shipments to Walgreens # 02125

	Dosage Units		MME		Drug Base Weight in mg	
Date	Walgreens	% Change	Walgreens	% Change	Walgreens	% Change
1996	0		0		0	
1997	0	n/a	0	n/a	0	n/a
1998	0	n/a	0	n/a	0	n/a
1999	0	n/a	0	n/a	0	n/a
2000	0	n/a	0	n/a	0	n/a
2001	0	n/a	0	n/a	0	n/a
2002	0	n/a	0	n/a	0	n/a
2003	0	n/a	0	n/a	0	n/a
2004	0	n/a	0	n/a	0	n/a
2005	0	n/a	0	n/a	0	n/a
2006	17,500	n/a	283,798	n/a	189,199	n/a
2007	22,200	26.9%	622,977	119.5%	415,318	119.5%
2008	25,300	14.0%	695,553	11.6%	463,702	11.6%
2009	36,300	43.5%	901,924	29.7%	601,283	29.7%
2010	28,800	-20.7%	694,631	-23.0%	463,087	-23.0%
2011	36,000	25.0%	796,294	14.6%	530,862	14.6%
2012	36,300	0.8%	819,581	2.9%	546,387	2.9%
2013	13,700	-62.3%	361,648	-55.9%	241,099	-55.9%
2014	0	-100.0%	0	-100.0%	0	-100.0%
2015	0	n/a	0	n/a	0	n/a
2016	0	n/a	0	n/a	0	n/a
2017	0	n/a	0	n/a	0	n/a
2018	0	n/a	0	n/a	0	n/a
2019	0	n/a	0	n/a	0	n/a
Total	**216,100**		**5,176,405**		**3,450,937**	

Data source: ARCOS (2006-2014) and Defendant Distribution Data (Walgreens 1/2006 - 3/2014)

Walgreens # 02125 (1/1996 to 12/2017)
DEA: BW1712430
320 Bay St
San Francisco, CA 94133

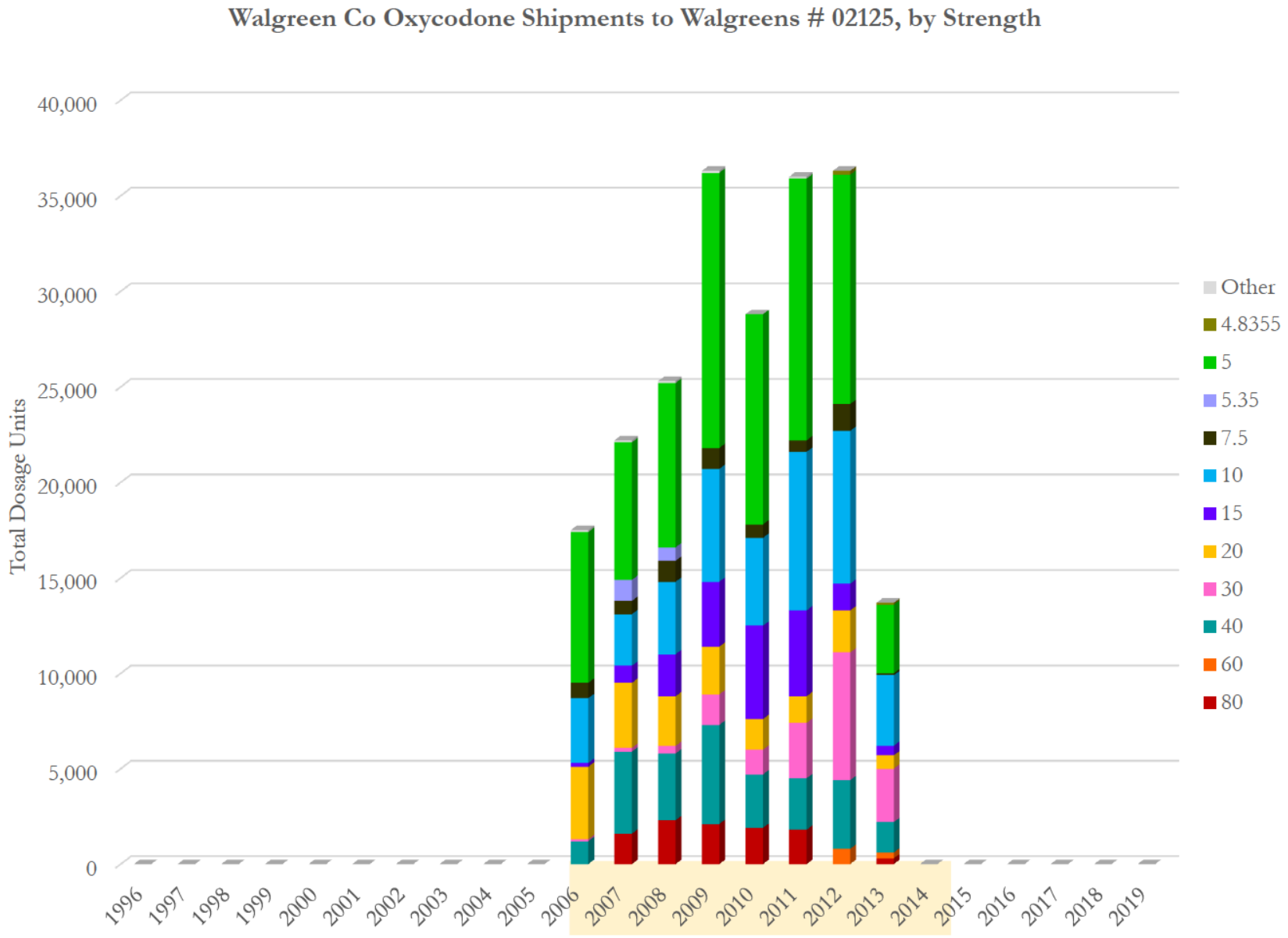

Data source: ARCOS (2006-2014) and Defendant Distribution Data (Walgreens 1/2006 - 3/2014)

Walgreens # 02125 (1/1996 to 12/2017)
DEA: BW1712430
320 Bay St
San Francisco, CA 94133

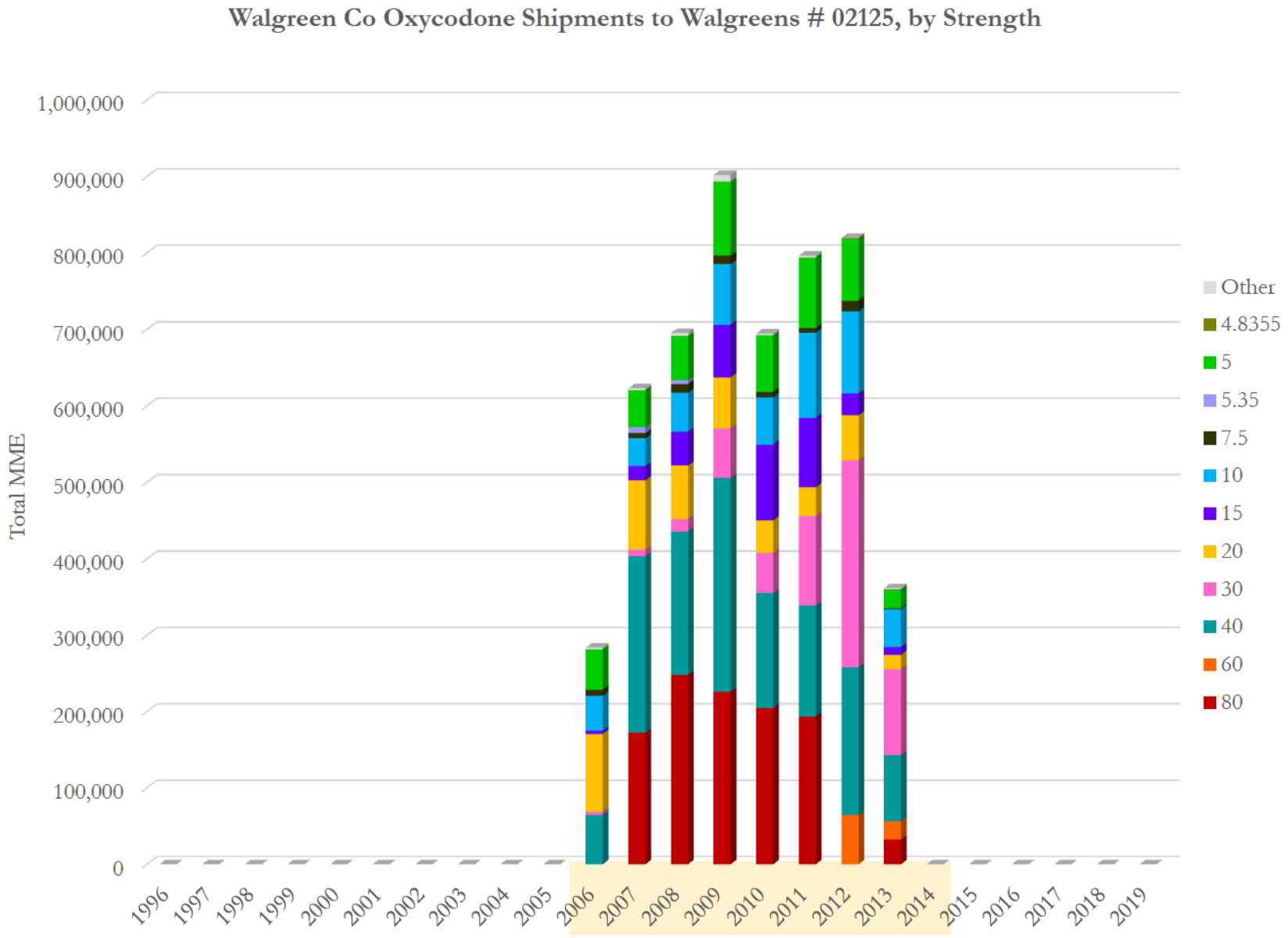

Data source: ARCOS (2006-2014) and Defendant Distribution Data (Walgreens 1/2006 - 3/2014)

Walgreens # 02125 (1/1996 to 12/2017)
DEA: BW1712430
320 Bay St
San Francisco, CA 94133

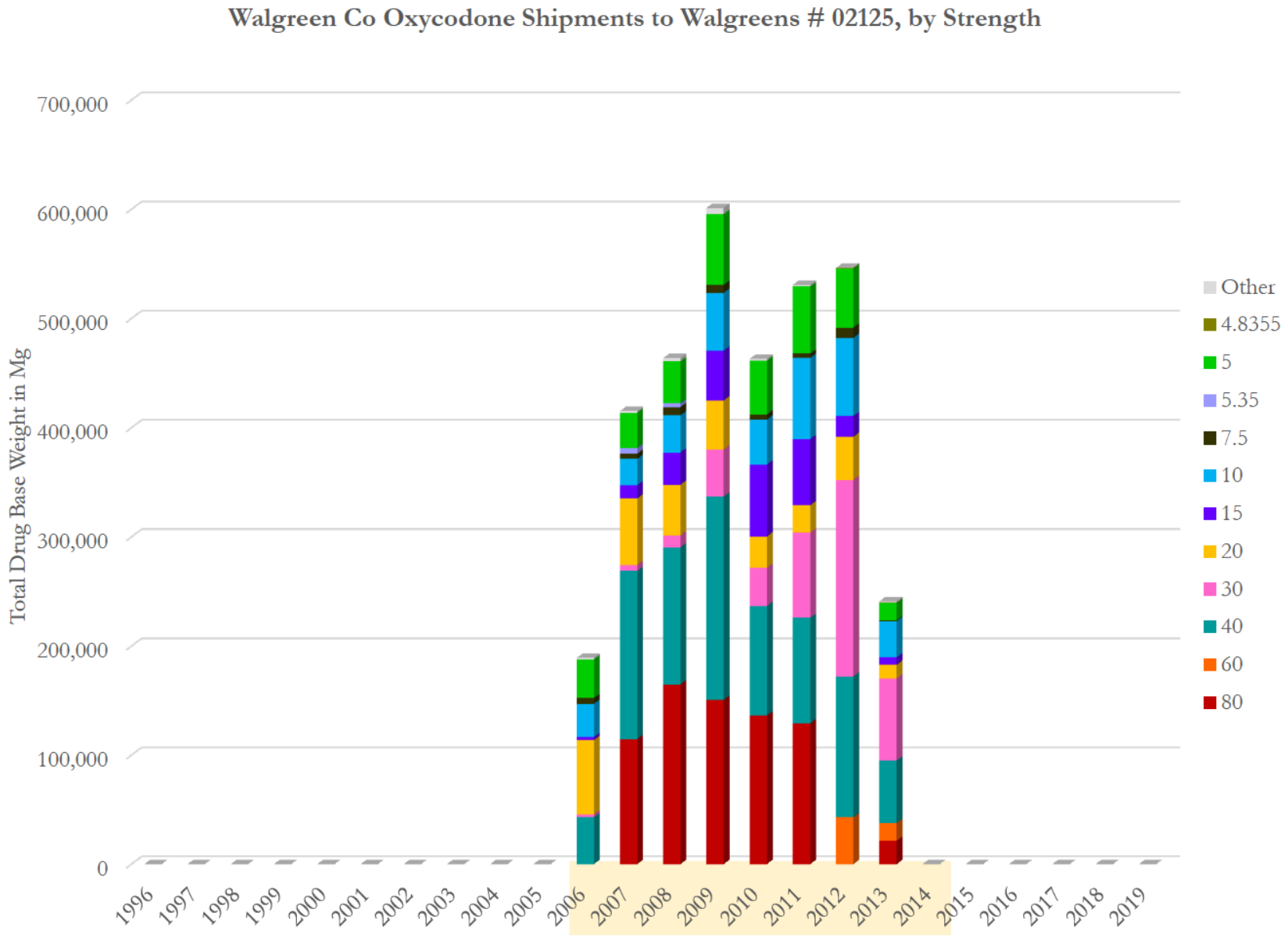

Data source: ARCOS (2006-2014) and Defendant Distribution Data (Walgreens 1/2006 - 3/2014)

Walgreens # 02125 (1/1996 to 12/2017)
DEA: BW1712430
320 Bay St
San Francisco, CA 94133

Walgreen Co Oxycodone Shipments to Walgreens # 02125, by Strength
(Total Dosage Units)

Strength Year\	80	60	40	30	20	15	10	7.5	5.35	5	4.8355	Other	Total	Avg. Str
1996	0	0	0	0	0	0	0	0	0	0	0	0	**0**	
1997	0	0	0	0	0	0	0	0	0	0	0	0	**0**	
1998	0	0	0	0	0	0	0	0	0	0	0	0	**0**	
1999	0	0	0	0	0	0	0	0	0	0	0	0	**0**	
2000	0	0	0	0	0	0	0	0	0	0	0	0	**0**	
2001	0	0	0	0	0	0	0	0	0	0	0	0	**0**	
2002	0	0	0	0	0	0	0	0	0	0	0	0	**0**	
2003	0	0	0	0	0	0	0	0	0	0	0	0	**0**	
2004	0	0	0	0	0	0	0	0	0	0	0	0	**0**	
2005	0	0	0	0	0	0	0	0	0	0	0	0	**0**	
2006	0	0	1,200	100	3,800	200	3,400	800	0	7,900	0	100	**17,500**	12 04
2007	1,600	0	4,300	200	3,400	900	2,700	700	1,100	7,200	0	100	**22,200**	20 89
2008	2,300	0	3,500	400	2,600	2,200	3,800	1,100	700	8,600	0	100	**25,300**	20 40
2009	2,100	0	5,200	1,600	2,500	3,400	5,900	1,100	0	14,400	0	100	**36,300**	18 35
2010	1,900	0	2,800	1,300	1,600	4,900	4,600	700	0	11,000	0	0	**28,800**	17 87
2011	1,800	0	2,700	2,900	1,400	4,500	8,300	600	0	13,700	0	100	**36,000**	16 45
2012	0	800	3,600	6,700	2,200	1,400	8,000	1,400	0	12,000	200	0	**36,300**	16 79
2013	300	300	1,600	2,800	700	500	3,700	100	0	3,600	100	0	**13,700**	19 54
2014	0	0	0	0	0	0	0	0	0	0	0	0	**0**	
2015	0	0	0	0	0	0	0	0	0	0	0	0	**0**	
2016	0	0	0	0	0	0	0	0	0	0	0	0	**0**	
2017	0	0	0	0	0	0	0	0	0	0	0	0	**0**	
2018	0	0	0	0	0	0	0	0	0	0	0	0	**0**	
2019	0	0	0	0	0	0	0	0	0	0	0	0	**0**	
Total	**10,000**	**1,100**	**24,900**	**16,000**	**18,200**	**18,000**	**40,400**	**6,500**	**1,800**	**78,400**	**300**	**500**	**216,100**	17 77

Data source: ARCOS (2006-2014) and Defendant Distribution Data (Walgreens 1/2006 - 3/2014)

Walgreens # 02125 (1/1996 to 12/2017)
DEA: BW1712430
320 Bay St
San Francisco, CA 94133

Walgreen Co Oxycodone Shipments to Walgreens # 02125, by Strength
(Total MME)

Strength Year\	80	60	40	30	20	15	10	7.5	5.35	5	4.8355	Other	Total	Avg. Str
1996	0	0	0	0	0	0	0	0	0	0	0	0	**0**	
1997	0	0	0	0	0	0	0	0	0	0	0	0	**0**	
1998	0	0	0	0	0	0	0	0	0	0	0	0	**0**	
1999	0	0	0	0	0	0	0	0	0	0	0	0	**0**	
2000	0	0	0	0	0	0	0	0	0	0	0	0	**0**	
2001	0	0	0	0	0	0	0	0	0	0	0	0	**0**	
2002	0	0	0	0	0	0	0	0	0	0	0	0	**0**	
2003	0	0	0	0	0	0	0	0	0	0	0	0	**0**	
2004	0	0	0	0	0	0	0	0	0	0	0	0	**0**	
2005	0	0	0	0	0	0	0	0	0	0	0	0	**0**	
2006	0	0	64,548	4,034	102,201	4,034	45,722	8,069	0	53,118	0	2,073	**283,798**	12 04
2007	172,128	0	231,297	8,069	91,443	18,154	36,308	7,060	7,913	48,410	0	2,196	**622,977**	20 89
2008	247,434	0	188,265	16,137	69,927	44,377	51,101	11,094	5,036	57,824	0	4,359	**695,553**	20 40
2009	225,918	0	279,708	64,548	67,238	68,582	79,340	11,094	0	96,822	0	8,674	**901,924**	18 35
2010	204,402	0	150,612	52,445	43,032	98,839	61,859	7,060	0	73,961	0	2,421	**694,631**	17 87
2011	193,644	0	145,233	116,993	37,653	90,771	111,614	6,051	0	92,115	0	2,219	**796,294**	16 45
2012	0	64,548	193,644	270,295	59,169	28,240	107,580	14,120	0	80,685	1,301	0	**819,581**	16 79
2013	32,274	24,206	86,064	112,959	18,827	10,086	49,756	1,009	0	24,206	650	1,614	**361,648**	19 54
2014	0	0	0	0	0	0	0	0	0	0	0	0	**0**	
2015	0	0	0	0	0	0	0	0	0	0	0	0	**0**	
2016	0	0	0	0	0	0	0	0	0	0	0	0	**0**	
2017	0	0	0	0	0	0	0	0	0	0	0	0	**0**	
2018	0	0	0	0	0	0	0	0	0	0	0	0	**0**	
2019	0	0	0	0	0	0	0	0	0	0	0	0	**0**	
Total	**1,075,800**	**88,754**	**1,339,371**	**645,480**	**489,489**	**363,083**	**543,279**	**65,557**	**12,948**	**527,140**	**1,951**	**23,554**	**5,176,405**	17 77

Data source: ARCOS (2006-2014) and Defendant Distribution Data (Walgreens 1/2006 - 3/2014)

Walgreens # 02125 (1/1996 to 12/2017)
DEA: BW1712430
320 Bay St
San Francisco, CA 94133

Walgreen Co Oxycodone Shipments to Walgreens # 02125, by Strength
(Total Drug Base Weight in Milligram)

Strength Year\	80	60	40	30	20	15	10	7.5	5.35	5	4.8355	Other	Total	Avg. Str
1996	0	0	0	0	0	0	0	0	0	0	0	0	**0**	
1997	0	0	0	0	0	0	0	0	0	0	0	0	**0**	
1998	0	0	0	0	0	0	0	0	0	0	0	0	**0**	
1999	0	0	0	0	0	0	0	0	0	0	0	0	**0**	
2000	0	0	0	0	0	0	0	0	0	0	0	0	**0**	
2001	0	0	0	0	0	0	0	0	0	0	0	0	**0**	
2002	0	0	0	0	0	0	0	0	0	0	0	0	**0**	
2003	0	0	0	0	0	0	0	0	0	0	0	0	**0**	
2004	0	0	0	0	0	0	0	0	0	0	0	0	**0**	
2005	0	0	0	0	0	0	0	0	0	0	0	0	**0**	
2006	0	0	43,032	2,690	68,134	2,690	30,481	5,379	0	35,412	0	1,382	**189,199**	12 04
2007	114,752	0	154,198	5,379	60,962	12,103	24,206	4,707	5,275	32,273	0	1,464	**415,318**	20 89
2008	164,956	0	125,510	10,758	46,618	29,585	34,067	7,396	3,357	38,549	0	2,906	**463,702**	20 40
2009	150,612	0	186,472	43,032	44,825	45,722	52,894	7,396	0	64,548	0	5,782	**601,283**	18 35
2010	136,268	0	100,408	34,964	28,688	65,893	41,239	4,707	0	49,308	0	1,614	**463,087**	17 87
2011	129,096	0	96,822	77,996	25,102	60,514	74,410	4,034	0	61,410	0	1,479	**530,862**	16 45
2012	0	43,032	129,096	180,197	39,446	18,827	71,720	9,413	0	53,790	867	0	**546,387**	16 79
2013	21,516	16,137	57,376	75,306	12,551	6,724	33,171	672	0	16,137	434	1,076	**241,099**	19 54
2014	0	0	0	0	0	0	0	0	0	0	0	0	**0**	
2015	0	0	0	0	0	0	0	0	0	0	0	0	**0**	
2016	0	0	0	0	0	0	0	0	0	0	0	0	**0**	
2017	0	0	0	0	0	0	0	0	0	0	0	0	**0**	
2018	0	0	0	0	0	0	0	0	0	0	0	0	**0**	
2019	0	0	0	0	0	0	0	0	0	0	0	0	**0**	
Total	**717,200**	**59,169**	**892,914**	**430,320**	**326,326**	**242,055**	**362,186**	**43,704**	**8,632**	**351,427**	**1,301**	**15,703**	**3,450,937**	17 77

Data source: ARCOS (2006-2014) and Defendant Distribution Data (Walgreens 1/2006 - 3/2014)

Walgreens # 02125 (1/1996 to 12/2017)
DEA: BW1712430
320 Bay St
San Francisco, CA 94133

Anda, Inc Hydrocodone Shipments to Walgreens # 02125

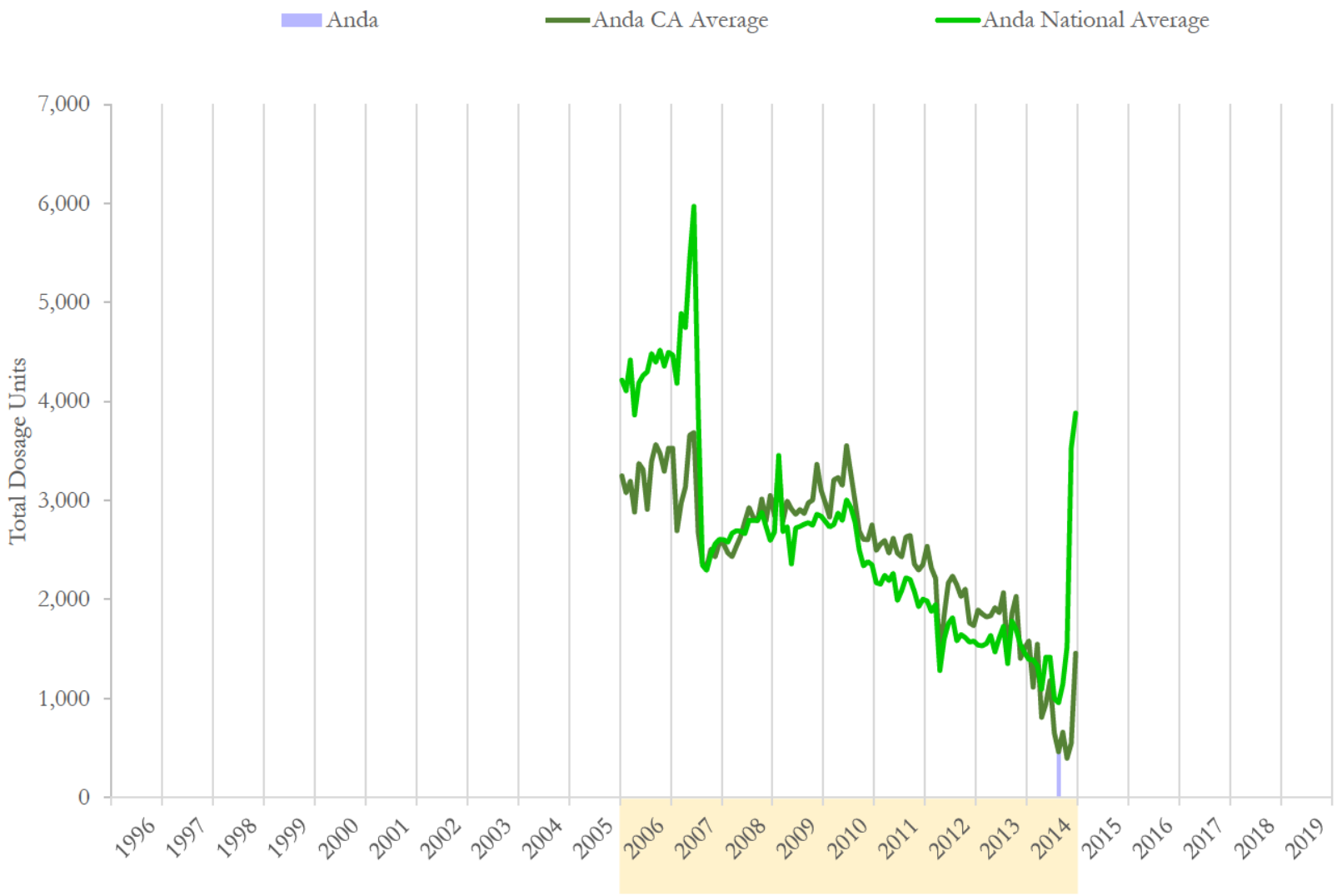

National and state averages reflect hydrocodone shipped from Anda, Inc to all active pharmacies each month.
Data source: ARCOS (2006-2014) and Defendant Distribution Data (Anda 12/1996 - 1/2015)

Walgreens # 02125 (1/1996 to 12/2017)
DEA: BW1712430
320 Bay St
San Francisco, CA 94133

Anda, Inc Hydrocodone Shipments to Walgreens # 02125

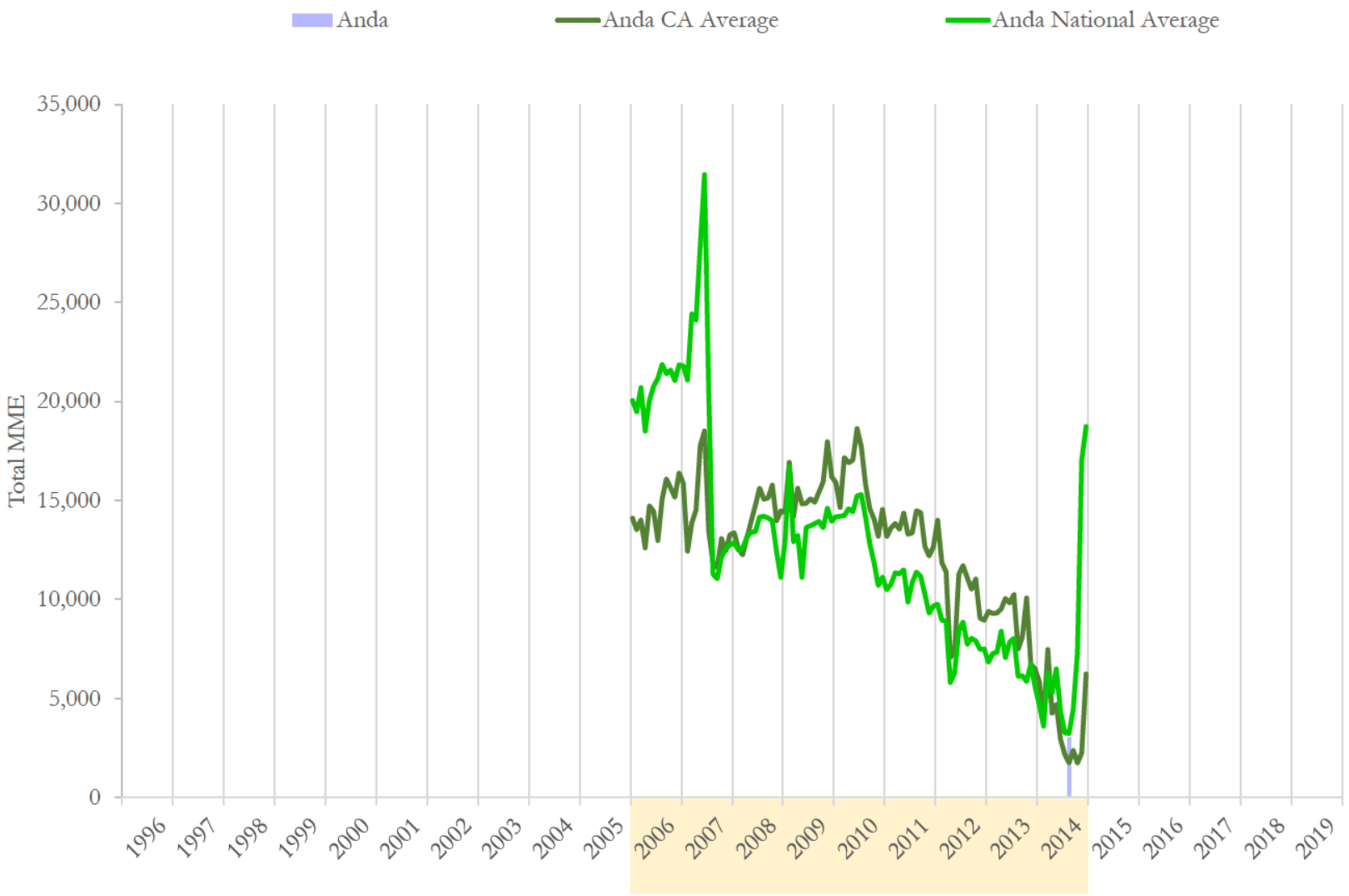

National and state averages reflect hydrocodone shipped from Anda, Inc to all active pharmacies each month.
Data source: ARCOS (2006-2014) and Defendant Distribution Data (Anda 12/1996 - 1/2015)

Walgreens # 02125 (1/1996 to 12/2017)
DEA: BW1712430
320 Bay St
San Francisco, CA 94133

Anda, Inc Hydrocodone Shipments to Walgreens # 02125

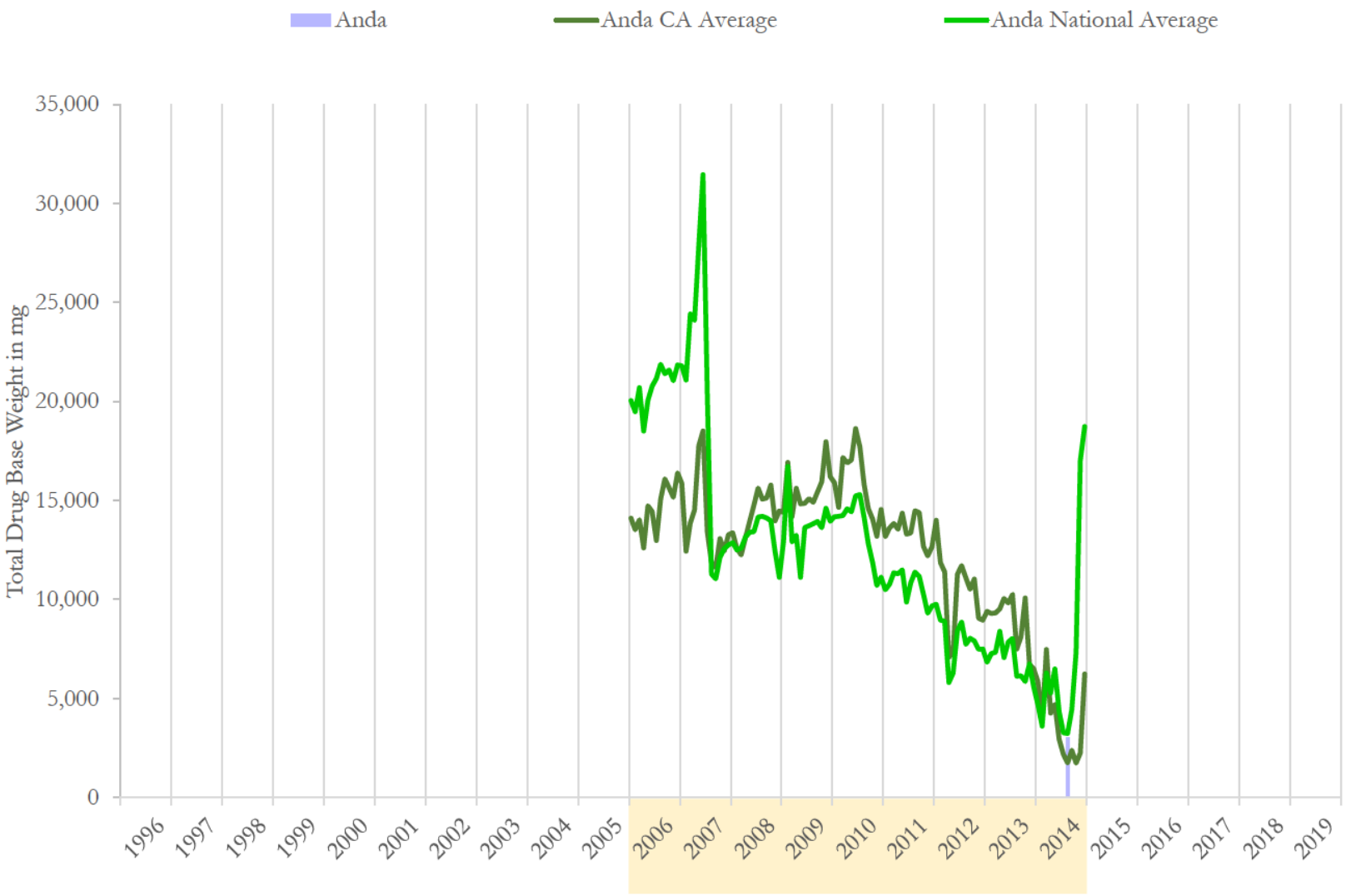

National and state averages reflect hydrocodone shipped from Anda, Inc to all active pharmacies each month.
Data source: ARCOS (2006-2014) and Defendant Distribution Data (Anda 12/1996 - 1/2015)

Anda, Inc Hydrocodone Shipments to Walgreens # 02125

	Dosage Units		MME		Drug Base Weight in mg	
Date	Anda	% Change	Anda	% Change	Anda	% Change
01/2014	0	n/a	0	n/a	0	n/a
02/2014	0	n/a	0	n/a	0	n/a
03/2014	0	n/a	0	n/a	0	n/a
04/2014	0	n/a	0	n/a	0	n/a
05/2014	0	n/a	0	n/a	0	n/a
06/2014	0	n/a	0	n/a	0	n/a
07/2014	0	n/a	0	n/a	0	n/a
08/2014	500	n/a	3,027	n/a	3,027	n/a
09/2014	0	-100.0%	0	-100.0%	0	-100.0%
10/2014	0	n/a	0	n/a	0	n/a
11/2014	0	n/a	0	n/a	0	n/a
12/2014	0	n/a	0	n/a	0	n/a
01/2015	0	n/a	0	n/a	0	n/a
02/2015	0	n/a	0	n/a	0	n/a
03/2015	0	n/a	0	n/a	0	n/a
04/2015	0	n/a	0	n/a	0	n/a
05/2015	0	n/a	0	n/a	0	n/a
06/2015	0	n/a	0	n/a	0	n/a
07/2015	0	n/a	0	n/a	0	n/a
08/2015	0	n/a	0	n/a	0	n/a
09/2015	0	n/a	0	n/a	0	n/a
10/2015	0	n/a	0	n/a	0	n/a
11/2015	0	n/a	0	n/a	0	n/a
12/2015	0	n/a	0	n/a	0	n/a

Data source: ARCOS (2006-2014) and Defendant Distribution Data (Anda 12/1996 - 1/2015)

Anda, Inc Hydrocodone Shipments to Walgreens # 02125

	Dosage Units		MME		Drug Base Weight in mg	
Date	**Anda**	**% Change**	**Anda**	**% Change**	**Anda**	**% Change**
1996	0		0		0	
1997	0	n/a	0	n/a	0	n/a
1998	0	n/a	0	n/a	0	n/a
1999	0	n/a	0	n/a	0	n/a
2000	0	n/a	0	n/a	0	n/a
2001	0	n/a	0	n/a	0	n/a
2002	0	n/a	0	n/a	0	n/a
2003	0	n/a	0	n/a	0	n/a
2004	0	n/a	0	n/a	0	n/a
2005	0	n/a	0	n/a	0	n/a
2006	0	n/a	0	n/a	0	n/a
2007	0	n/a	0	n/a	0	n/a
2008	0	n/a	0	n/a	0	n/a
2009	0	n/a	0	n/a	0	n/a
2010	0	n/a	0	n/a	0	n/a
2011	0	n/a	0	n/a	0	n/a
2012	0	n/a	0	n/a	0	n/a
2013	0	n/a	0	n/a	0	n/a
2014	500	n/a	3,027	n/a	3,027	n/a
2015	0	-100.0%	0	-100.0%	0	-100.0%
2016	0	n/a	0	n/a	0	n/a
2017	0	n/a	0	n/a	0	n/a
2018	0	n/a	0	n/a	0	n/a
2019	0	n/a	0	n/a	0	n/a
Total	**500**		**3,027**		**3,027**	

Data source: ARCOS (2006-2014) and Defendant Distribution Data (Anda 12/1996 - 1/2015)

Walgreens # 02125 (1/1996 to 12/2017)
DEA: BW1712430
320 Bay St
San Francisco, CA 94133

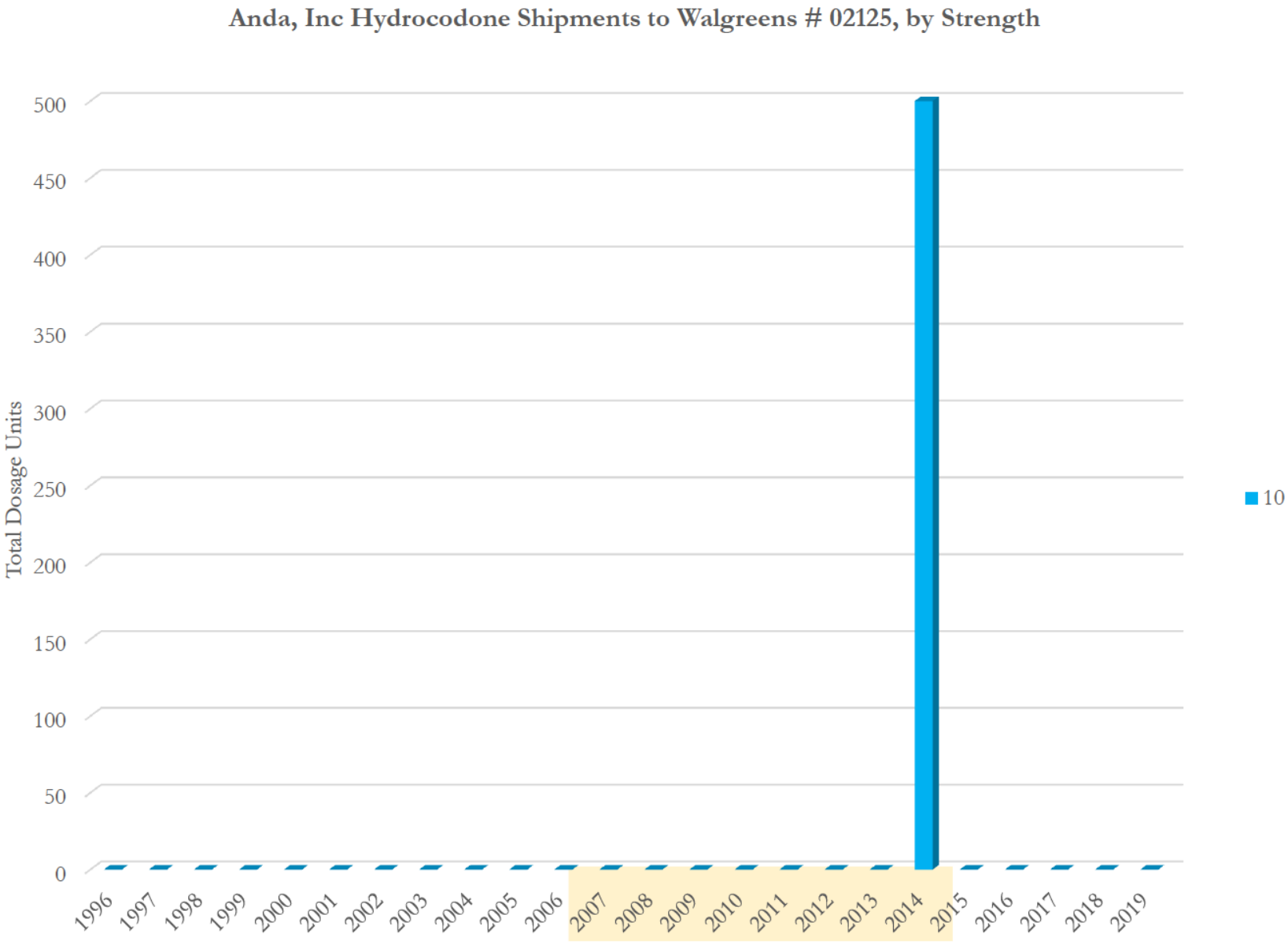

Data source: ARCOS (2006-2014) and Defendant Distribution Data (Anda 12/1996 - 1/2015)

Walgreens # 02125 (1/1996 to 12/2017)
DEA: BW1712430
320 Bay St
San Francisco, CA 94133

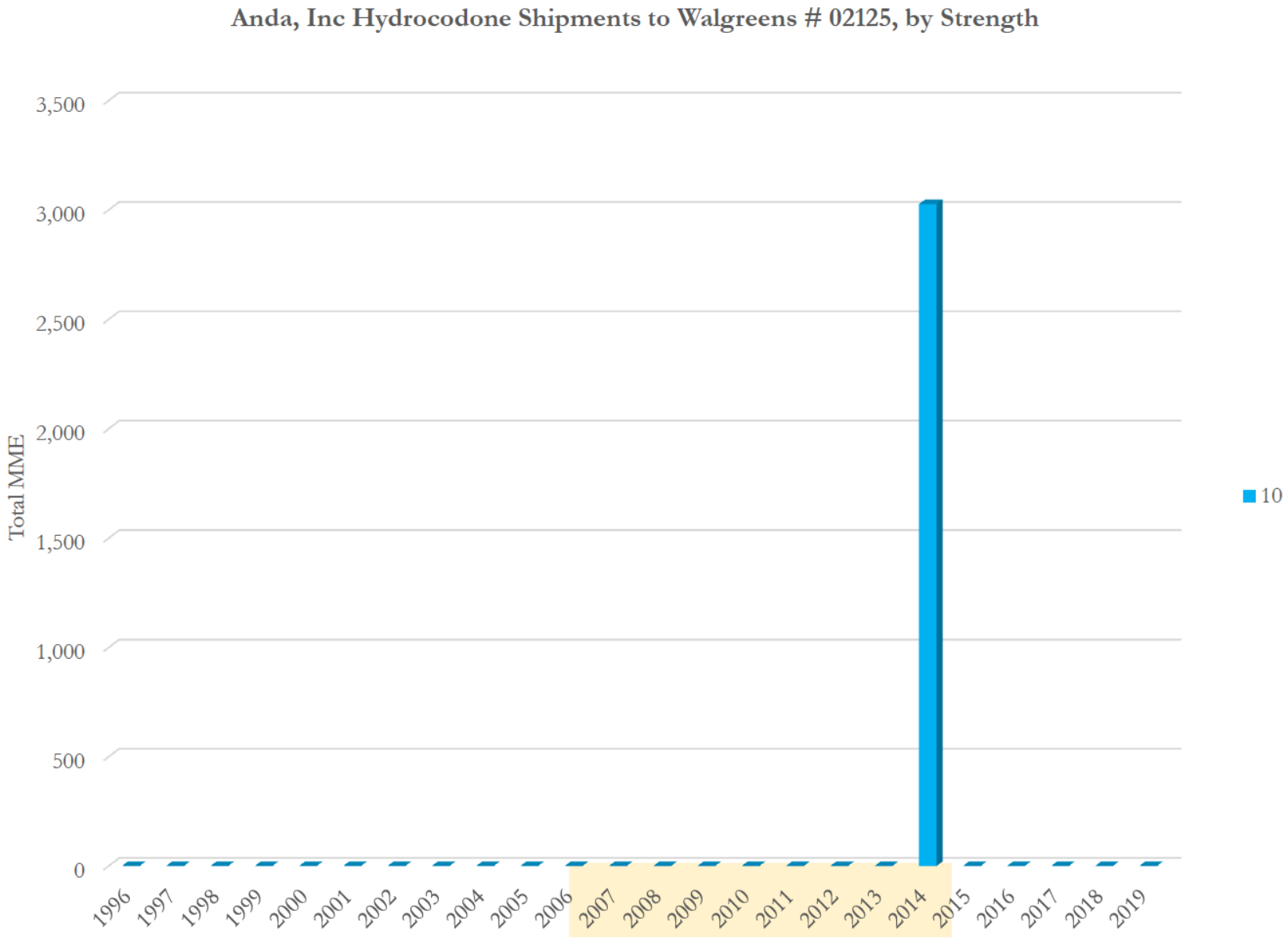

Data source: ARCOS (2006-2014) and Defendant Distribution Data (Anda 12/1996 - 1/2015)

Walgreens # 02125 (1/1996 to 12/2017)
DEA: BW1712430
320 Bay St
San Francisco, CA 94133

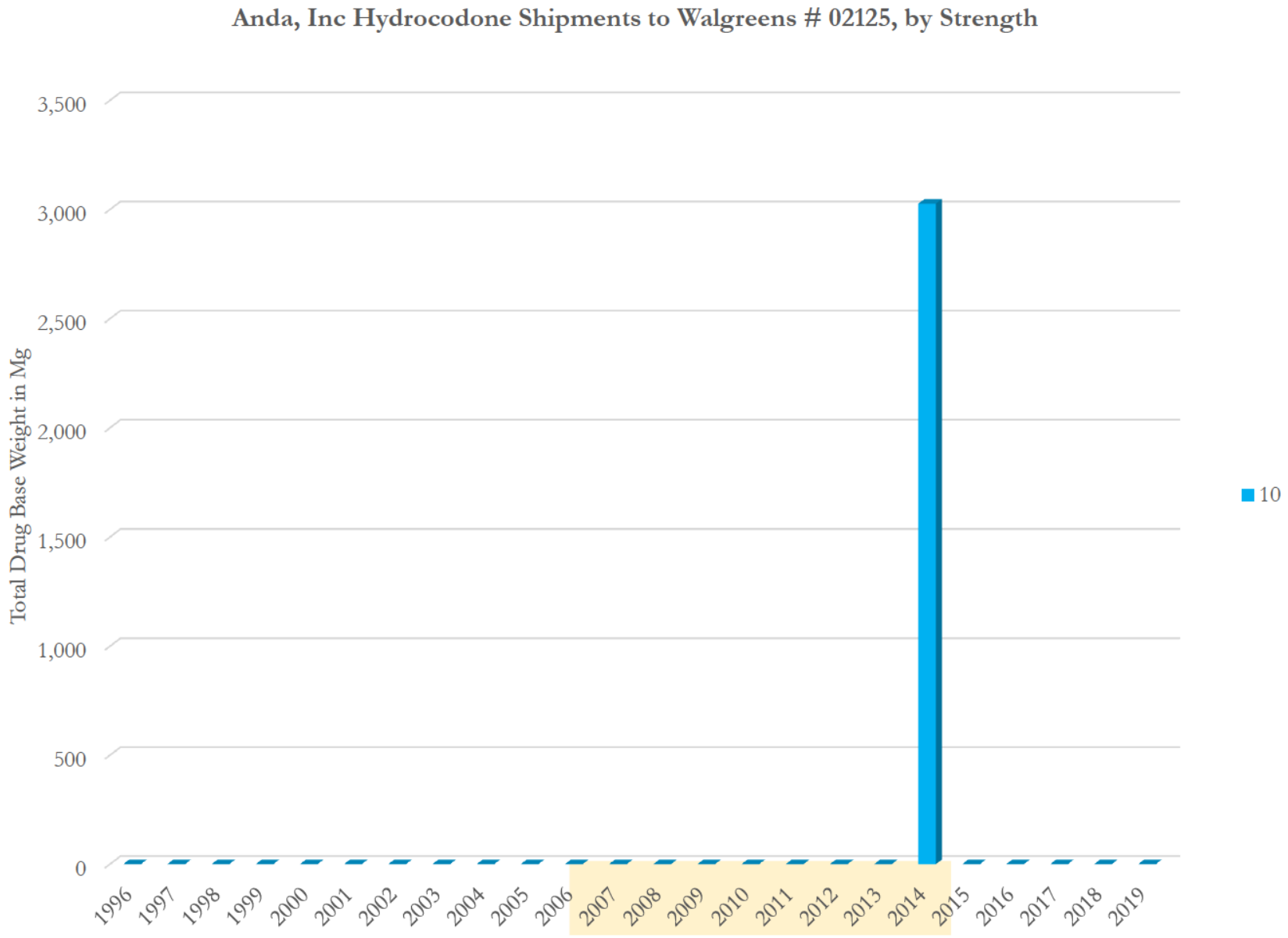

Data source: ARCOS (2006-2014) and Defendant Distribution Data (Anda 12/1996 - 1/2015)

Anda, Inc Hydrocodone Shipments to Walgreens # 02125, by Strength
(Total Dosage Units)

Strength Year\	10	Total	Avg. Str
1996	0	**0**	
1997	0	**0**	
1998	0	**0**	
1999	0	**0**	
2000	0	**0**	
2001	0	**0**	
2002	0	**0**	
2003	0	**0**	
2004	0	**0**	
2005	0	**0**	
2006	0	**0**	
2007	0	**0**	
2008	0	**0**	
2009	0	**0**	
2010	0	**0**	
2011	0	**0**	
2012	0	**0**	
2013	0	**0**	
2014	500	**500**	10.00
2015	0	**0**	
2016	0	**0**	
2017	0	**0**	
2018	0	**0**	
2019	0	**0**	
Total	**500**	**500**	10.00

Data source: ARCOS (2006-2014) and Defendant Distribution Data (Anda 12/1996 - 1/2015)

Anda, Inc Hydrocodone Shipments to Walgreens # 02125, by Strength
(Total MME)

Strength Year\	10	Total	Avg. Str
1996	0	**0**	
1997	0	**0**	
1998	0	**0**	
1999	0	**0**	
2000	0	**0**	
2001	0	**0**	
2002	0	**0**	
2003	0	**0**	
2004	0	**0**	
2005	0	**0**	
2006	0	**0**	
2007	0	**0**	
2008	0	**0**	
2009	0	**0**	
2010	0	**0**	
2011	0	**0**	
2012	0	**0**	
2013	0	**0**	
2014	3,027	**3,027**	10.00
2015	0	**0**	
2016	0	**0**	
2017	0	**0**	
2018	0	**0**	
2019	0	**0**	
Total	**3,027**	**3,027**	10.00

Data source: ARCOS (2006-2014) and Defendant Distribution Data (Anda 12/1996 - 1/2015)

Anda, Inc Hydrocodone Shipments to Walgreens # 02125, by Strength
(Total Drug Base Weight in Milligram)

Strength Year\	10	Total	Avg. Str
1996	0	**0**	
1997	0	**0**	
1998	0	**0**	
1999	0	**0**	
2000	0	**0**	
2001	0	**0**	
2002	0	**0**	
2003	0	**0**	
2004	0	**0**	
2005	0	**0**	
2006	0	**0**	
2007	0	**0**	
2008	0	**0**	
2009	0	**0**	
2010	0	**0**	
2011	0	**0**	
2012	0	**0**	
2013	0	**0**	
2014	3,027	**3,027**	10.00
2015	0	**0**	
2016	0	**0**	
2017	0	**0**	
2018	0	**0**	
2019	0	**0**	
Total	**3,027**	**3,027**	10.00

Data source: ARCOS (2006-2014) and Defendant Distribution Data (Anda 12/1996 - 1/2015)

Walgreens # 02125 (1/1996 to 12/2017)
DEA: BW1712430
320 Bay St
San Francisco, CA 94133

Walgreen Co Hydrocodone Shipments to Walgreens # 02125

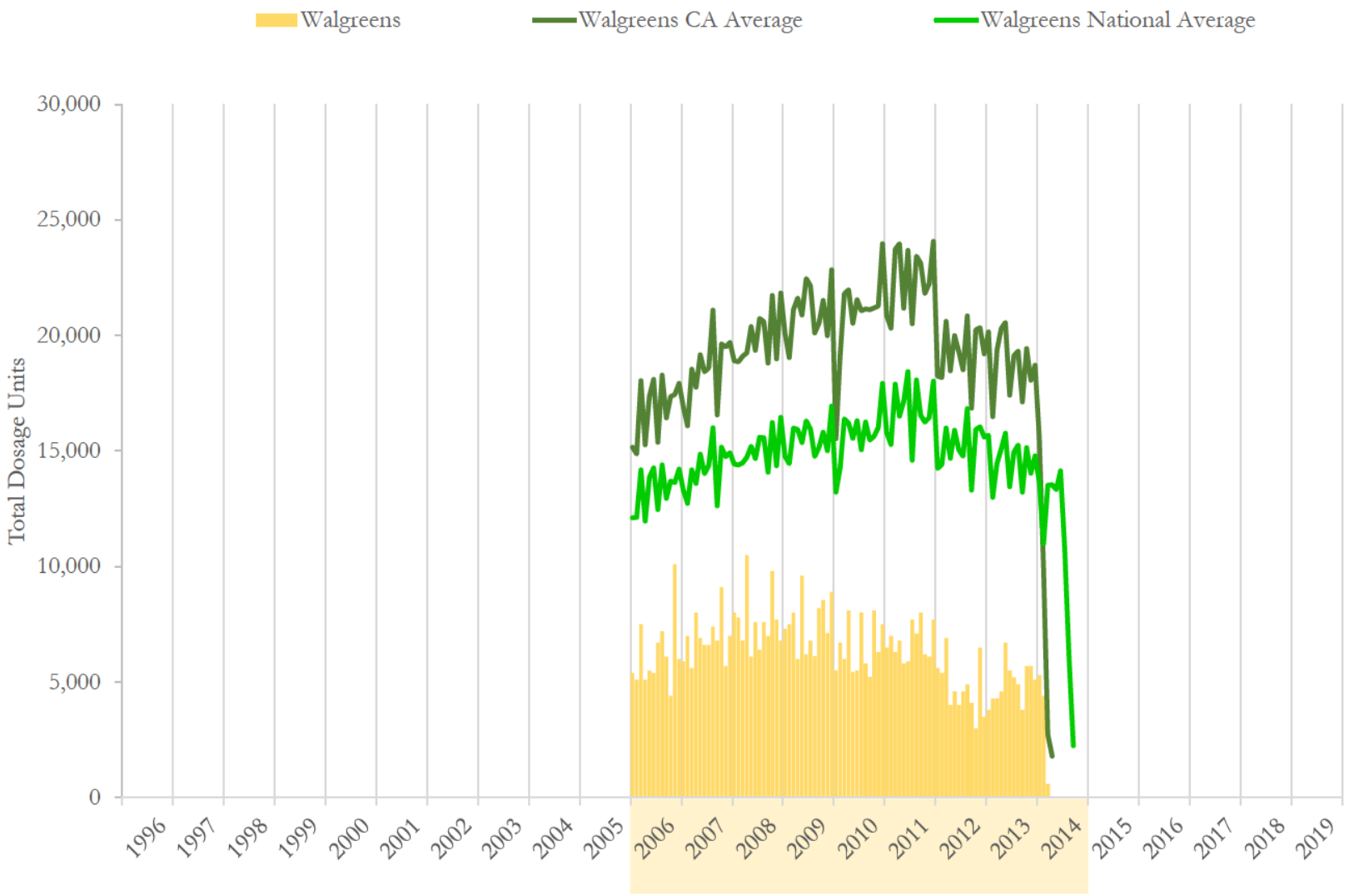

National and state averages reflect hydrocodone shipped from Walgreen Co to all active pharmacies each month.
Data source: ARCOS (2006-2014) and Defendant Distribution Data (Walgreens 1/2006 - 3/2014)

Walgreens # 02125 (1/1996 to 12/2017)
DEA: BW1712430
320 Bay St
San Francisco, CA 94133

Walgreen Co Hydrocodone Shipments to Walgreens # 02125

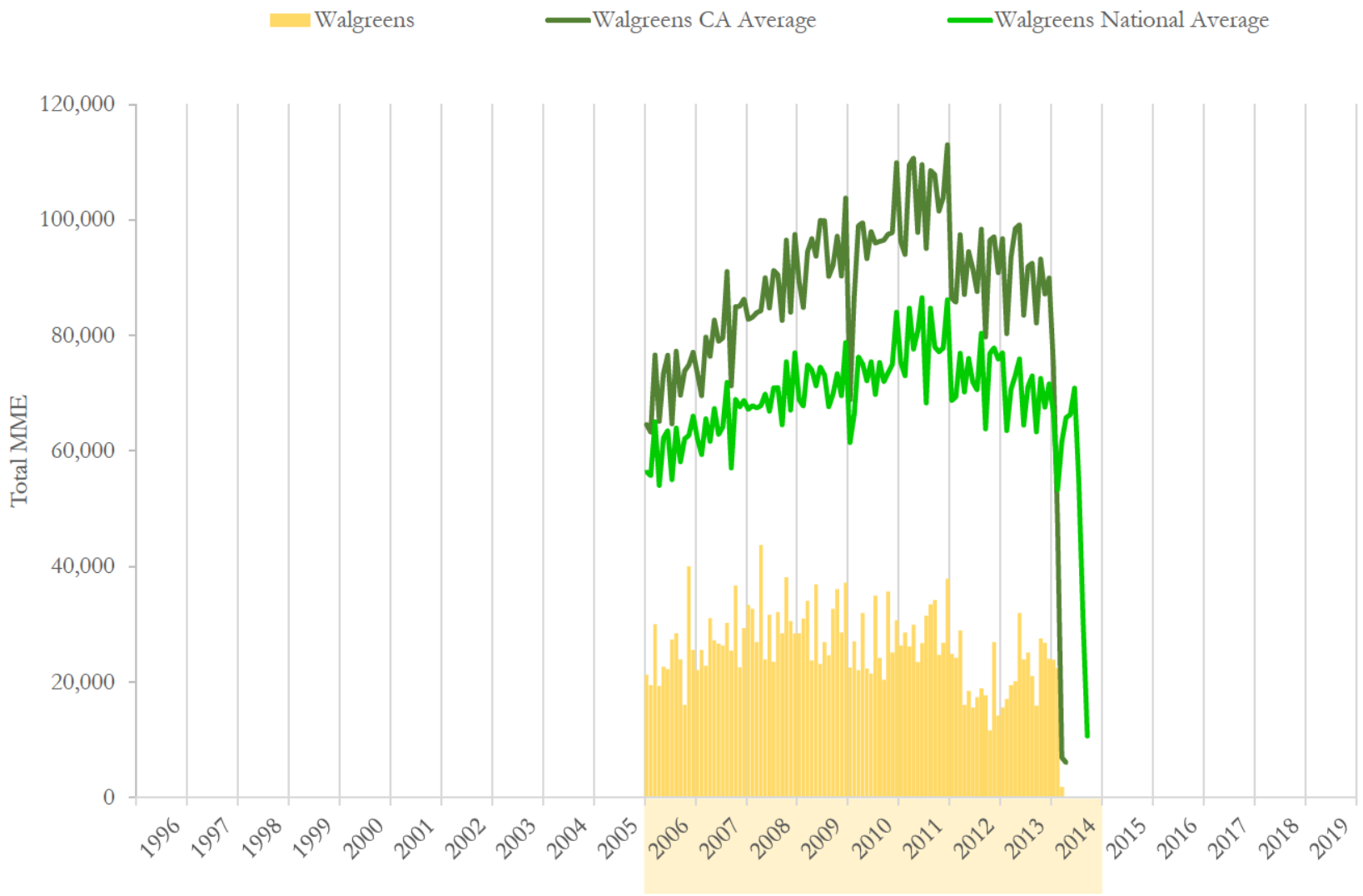

National and state averages reflect hydrocodone shipped from Walgreen Co to all active pharmacies each month.
Data source: ARCOS (2006-2014) and Defendant Distribution Data (Walgreens 1/2006 - 3/2014)

Walgreens # 02125 (1/1996 to 12/2017)
DEA: BW1712430
320 Bay St
San Francisco, CA 94133

Walgreen Co Hydrocodone Shipments to Walgreens # 02125

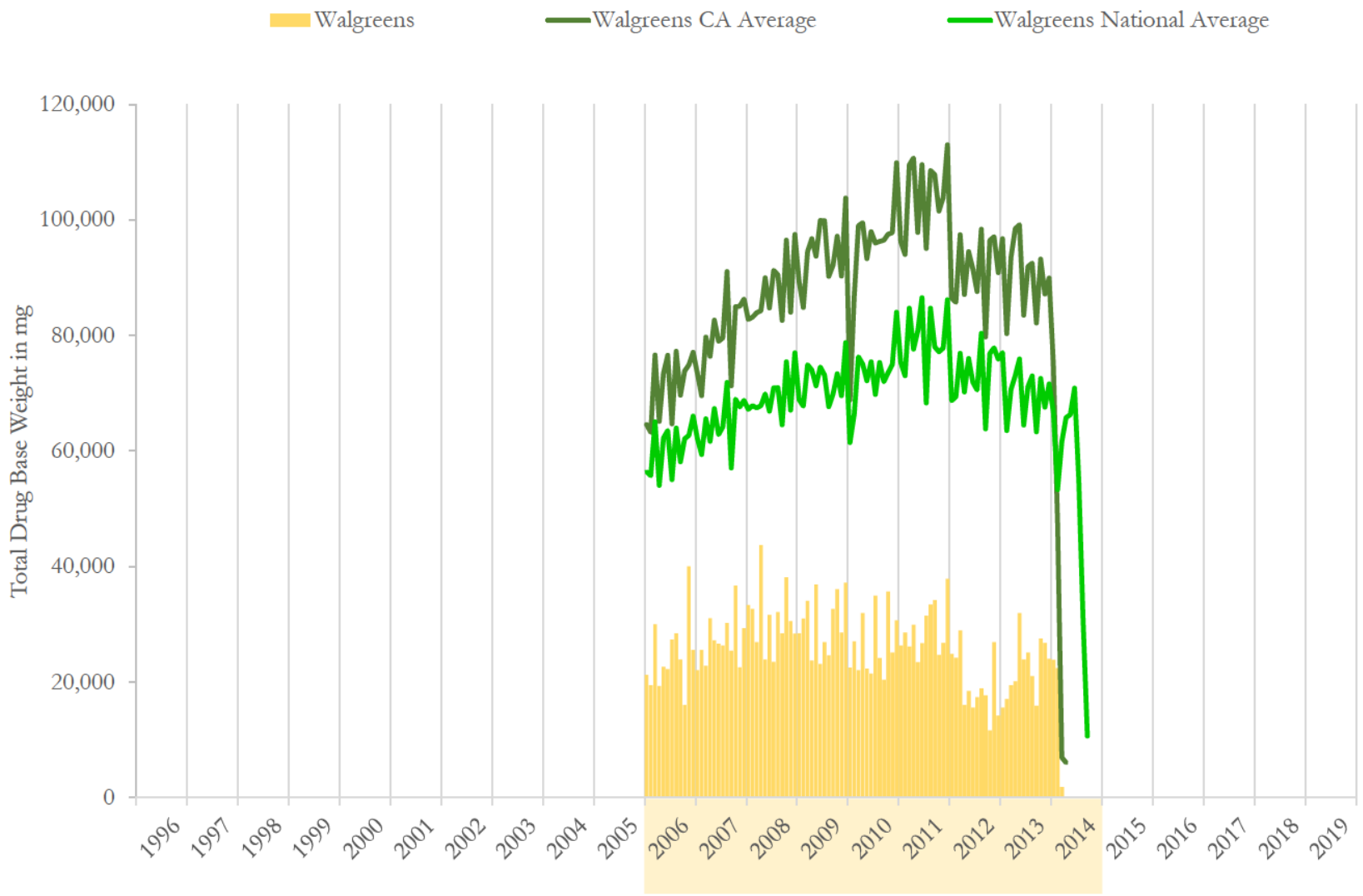

National and state averages reflect hydrocodone shipped from Walgreen Co to all active pharmacies each month.
Data source: ARCOS (2006-2014) and Defendant Distribution Data (Walgreens 1/2006 - 3/2014)

Walgreens # 02125 (1/1996 to 12/2017)
DEA: BW1712430
320 Bay St
San Francisco, CA 94133

Walgreen Co Hydrocodone Shipments to Walgreens # 02125

	Dosage Units		MME		Drug Base Weight in mg	
Date	Walgreens	% Change	Walgreens	% Change	Walgreens	% Change
01/2006	5,400	n/a	21,251	n/a	21,251	n/a
02/2006	5,100	-5.6%	19,467	-8.4%	19,467	-8.4%
03/2006	7,500	47.1%	29,997	54.1%	29,997	54.1%
04/2006	5,100	-32.0%	19,340	-35.5%	19,340	-35.5%
05/2006	5,500	7.8%	22,654	17.1%	22,654	17.1%
06/2006	5,400	-1.8%	22,224	-1.9%	22,224	-1.9%
07/2006	6,700	24.1%	27,378	23.2%	27,378	23.2%
08/2006	7,200	7.5%	28,454	3.9%	28,454	3.9%
09/2006	6,100	-15.3%	23,913	-16.0%	23,913	-16.0%
10/2006	4,400	-27.9%	16,011	-33.0%	16,011	-33.0%
11/2006	10,100	129.5%	40,051	150.2%	40,051	150.2%
12/2006	6,000	-40.6%	25,545	-36.2%	25,545	-36.2%
01/2007	5,900	-1.7%	22,073	-13.6%	22,073	-13.6%
02/2007	7,000	18.6%	25,554	15.8%	25,554	15.8%
03/2007	5,600	-20.0%	22,829	-10.7%	22,829	-10.7%
04/2007	8,000	42.9%	31,027	35.9%	31,027	35.9%
05/2007	6,900	-13.8%	27,227	-12.2%	27,227	-12.2%
06/2007	6,600	-4.3%	26,638	-2.2%	26,638	-2.2%
07/2007	6,600	0.0%	26,335	-1.1%	26,335	-1.1%
08/2007	7,400	12.1%	30,270	14.9%	30,270	14.9%
09/2007	6,800	-8.1%	25,411	-16.1%	25,411	-16.1%
10/2007	9,100	33.8%	36,721	44.5%	36,721	44.5%
11/2007	5,700	-37.4%	22,551	-38.6%	22,551	-38.6%
12/2007	7,000	22.8%	29,338	30.1%	29,338	30.1%

Data source: ARCOS (2006-2014) and Defendant Distribution Data (Walgreens 1/2006 - 3/2014)

Walgreens # 02125 (1/1996 to 12/2017)
DEA: BW1712430
320 Bay St
San Francisco, CA 94133

Walgreen Co Hydrocodone Shipments to Walgreens # 02125

	Dosage Units		MME		Drug Base Weight in mg	
Date	Walgreens	% Change	Walgreens	% Change	Walgreens	% Change
01/2008	8,000	14.3%	33,350	13.7%	33,350	13.7%
02/2008	7,800	-2.5%	32,659	-2.1%	32,659	-2.1%
03/2008	6,800	-12.8%	26,908	-17.6%	26,908	-17.6%
04/2008	10,500	54.4%	43,716	62.5%	43,716	62.5%
05/2008	6,100	-41.9%	23,913	-45.3%	23,913	-45.3%
06/2008	7,600	24.6%	31,632	32.3%	31,632	32.3%
07/2008	6,400	-15.8%	23,459	-25.8%	23,459	-25.8%
08/2008	7,600	18.8%	32,086	36.8%	32,086	36.8%
09/2008	7,000	-7.9%	28,454	-11.3%	28,454	-11.3%
10/2008	9,800	40.0%	38,124	34.0%	38,124	34.0%
11/2008	7,700	-21.4%	30,548	-19.9%	30,548	-19.9%
12/2008	6,800	-11.7%	28,389	-7.1%	28,389	-7.1%
01/2009	7,300	7.4%	28,421	0.1%	28,421	0.1%
02/2009	7,500	2.7%	30,962	8.9%	30,962	8.9%
03/2009	8,000	6.7%	34,054	10.0%	34,054	10.0%
04/2009	6,000	-25.0%	23,729	-30.3%	23,729	-30.3%
05/2009	9,600	60.0%	36,905	55.5%	36,905	55.5%
06/2009	6,200	-35.4%	23,140	-37.3%	23,140	-37.3%
07/2009	6,800	9.7%	26,908	16.3%	26,908	16.3%
08/2009	6,120	-10.0%	24,599	-8.6%	24,599	-8.6%
09/2009	8,200	34.0%	32,675	32.8%	32,675	32.8%
10/2009	8,540	4.1%	36,080	10.4%	36,080	10.4%
11/2009	7,120	-16.6%	28,559	-20.8%	28,559	-20.8%
12/2009	8,900	25.0%	37,200	30.3%	37,200	30.3%

Data source: ARCOS (2006-2014) and Defendant Distribution Data (Walgreens 1/2006 - 3/2014)

Walgreens # 02125 (1/1996 to 12/2017)
DEA: BW1712430
320 Bay St
San Francisco, CA 94133

Walgreen Co Hydrocodone Shipments to Walgreens # 02125

	Dosage Units		MME		Drug Base Weight in mg	
Date	Walgreens	% Change	Walgreens	% Change	Walgreens	% Change
01/2010	5,500	-38.2%	22,511	-39.5%	22,511	-39.5%
02/2010	6,700	21.8%	27,067	20.2%	27,067	20.2%
03/2010	6,000	-10.4%	22,057	-18.5%	22,057	-18.5%
04/2010	8,100	35.0%	31,919	44.7%	31,919	44.7%
05/2010	5,440	-32.8%	22,323	-30.1%	22,323	-30.1%
06/2010	5,500	1.1%	21,475	-3.8%	21,475	-3.8%
07/2010	8,000	45.5%	34,946	62.7%	34,946	62.7%
08/2010	5,800	-27.5%	24,167	-30.8%	24,167	-30.8%
09/2010	5,220	-10.0%	20,402	-15.6%	20,402	-15.6%
10/2010	8,100	55.2%	35,702	75.0%	35,702	75.0%
11/2010	6,300	-22.2%	25,124	-29.6%	25,124	-29.6%
12/2010	7,500	19.0%	30,667	22.1%	30,667	22.1%
01/2011	6,500	-13.3%	26,319	-14.2%	26,319	-14.2%
02/2011	7,000	7.7%	28,589	8.6%	28,589	8.6%
03/2011	6,300	-10.0%	26,151	-8.5%	26,151	-8.5%
04/2011	6,800	7.9%	29,902	14.3%	29,902	14.3%
05/2011	5,800	-14.7%	23,451	-21.6%	23,451	-21.6%
06/2011	5,900	1.7%	26,724	14.0%	26,724	14.0%
07/2011	7,700	30.5%	31,481	17.8%	31,481	17.8%
08/2011	7,100	-7.8%	33,424	6.2%	33,424	6.2%
09/2011	8,000	12.7%	34,181	2.3%	34,181	2.3%
10/2011	6,200	-22.5%	24,748	-27.6%	24,748	-27.6%
11/2011	6,100	-1.6%	26,765	8.1%	26,765	8.1%
12/2011	7,700	26.2%	37,875	41.5%	37,875	41.5%

Data source: ARCOS (2006-2014) and Defendant Distribution Data (Walgreens 1/2006 - 3/2014)

Walgreens # 02125 (1/1996 to 12/2017)
DEA: BW1712430
320 Bay St
San Francisco, CA 94133

Walgreen Co Hydrocodone Shipments to Walgreens # 02125

	Dosage Units		MME		Drug Base Weight in mg	
Date	Walgreens	% Change	Walgreens	% Change	Walgreens	% Change
01/2012	5,600	-27.3%	24,908	-34.2%	24,908	-34.2%
02/2012	5,400	-3.6%	24,216	-2.8%	24,216	-2.8%
03/2012	6,900	27.8%	28,892	19.3%	28,892	19.3%
04/2012	4,000	-42.0%	16,043	-44.5%	16,043	-44.5%
05/2012	4,600	15.0%	18,465	15.1%	18,465	15.1%
06/2012	4,000	-13.0%	15,589	-15.6%	15,589	-15.6%
07/2012	4,600	15.0%	17,405	11.7%	17,405	11.7%
08/2012	4,900	6.5%	18,919	8.7%	18,919	8.7%
09/2012	4,100	-16.3%	17,700	-6.4%	17,700	-6.4%
10/2012	3,000	-26.8%	11,621	-34.3%	11,621	-34.3%
11/2012	6,500	116.7%	26,940	131.8%	26,940	131.8%
12/2012	3,500	-46.2%	14,211	-47.3%	14,211	-47.3%
01/2013	3,800	8.6%	15,573	9.6%	15,573	9.6%
02/2013	4,300	13.2%	17,070	9.6%	17,070	9.6%
03/2013	4,300	0.0%	19,484	14.1%	19,484	14.1%
04/2013	4,600	7.0%	20,121	3.3%	20,121	3.3%
05/2013	6,700	45.7%	31,935	58.7%	31,935	58.7%
06/2013	5,500	-17.9%	23,913	-25.1%	23,913	-25.1%
07/2013	5,200	-5.5%	25,124	5.1%	25,124	5.1%
08/2013	4,900	-5.8%	21,038	-16.3%	21,038	-16.3%
09/2013	3,800	-22.4%	15,892	-24.5%	15,892	-24.5%
10/2013	5,700	50.0%	27,513	73.1%	27,513	73.1%
11/2013	5,700	0.0%	26,773	-2.7%	26,773	-2.7%
12/2013	5,100	-10.5%	24,040	-10.2%	24,040	-10.2%

Data source: ARCOS (2006-2014) and Defendant Distribution Data (Walgreens 1/2006 - 3/2014)

Walgreen Co Hydrocodone Shipments to Walgreens # 02125

	Dosage Units		MME		Drug Base Weight in mg	
Date	Walgreens	% Change	Walgreens	% Change	Walgreens	% Change
01/2014	5,300	3.9%	23,873	-0.7%	23,873	-0.7%
02/2014	4,400	-17.0%	22,400	-6.2%	22,400	-6.2%
03/2014	600	-86.4%	1,816	-91.9%	1,816	-91.9%
04/2014	0	-100.0%	0	-100.0%	0	-100.0%
05/2014	0	n/a	0	n/a	0	n/a
06/2014	0	n/a	0	n/a	0	n/a
07/2014	0	n/a	0	n/a	0	n/a
08/2014	0	n/a	0	n/a	0	n/a
09/2014	0	n/a	0	n/a	0	n/a
10/2014	0	n/a	0	n/a	0	n/a
11/2014	0	n/a	0	n/a	0	n/a
12/2014	0	n/a	0	n/a	0	n/a
01/2015	0	n/a	0	n/a	0	n/a
02/2015	0	n/a	0	n/a	0	n/a
03/2015	0	n/a	0	n/a	0	n/a
04/2015	0	n/a	0	n/a	0	n/a
05/2015	0	n/a	0	n/a	0	n/a
06/2015	0	n/a	0	n/a	0	n/a
07/2015	0	n/a	0	n/a	0	n/a
08/2015	0	n/a	0	n/a	0	n/a
09/2015	0	n/a	0	n/a	0	n/a
10/2015	0	n/a	0	n/a	0	n/a
11/2015	0	n/a	0	n/a	0	n/a
12/2015	0	n/a	0	n/a	0	n/a

Data source: ARCOS (2006-2014) and Defendant Distribution Data (Walgreens 1/2006 - 3/2014)

Walgreens # 02125 (1/1996 to 12/2017)
DEA: BW1712430
320 Bay St
San Francisco, CA 94133

Walgreen Co Hydrocodone Shipments to Walgreens # 02125

	Dosage Units		MME		Drug Base Weight in mg	
Date	Walgreens	% Change	Walgreens	% Change	Walgreens	% Change
1996	0		0		0	
1997	0	n/a	0	n/a	0	n/a
1998	0	n/a	0	n/a	0	n/a
1999	0	n/a	0	n/a	0	n/a
2000	0	n/a	0	n/a	0	n/a
2001	0	n/a	0	n/a	0	n/a
2002	0	n/a	0	n/a	0	n/a
2003	0	n/a	0	n/a	0	n/a
2004	0	n/a	0	n/a	0	n/a
2005	0	n/a	0	n/a	0	n/a
2006	74,500	n/a	296,285	n/a	296,285	n/a
2007	82,600	10.9%	325,972	10.0%	325,972	10.0%
2008	92,100	11.5%	373,239	14.5%	373,239	14.5%
2009	90,280	-2.0%	363,232	-2.7%	363,232	-2.7%
2010	78,160	-13.4%	318,360	-12.4%	318,360	-12.4%
2011	81,100	3.8%	349,609	9.8%	349,609	9.8%
2012	57,100	-29.6%	234,909	-32.8%	234,909	-32.8%
2013	59,600	4.4%	268,476	14.3%	268,476	14.3%
2014	10,300	-82.7%	48,089	-82.1%	48,089	-82.1%
2015	0	-100.0%	0	-100.0%	0	-100.0%
2016	0	n/a	0	n/a	0	n/a
2017	0	n/a	0	n/a	0	n/a
2018	0	n/a	0	n/a	0	n/a
2019	0	n/a	0	n/a	0	n/a
Total	**625,740**		**2,578,171**		**2,578,171**	

Data source: ARCOS (2006-2014) and Defendant Distribution Data (Walgreens 1/2006 - 3/2014)

Walgreens # 02125 (1/1996 to 12/2017)
DEA: BW1712430
320 Bay St
San Francisco, CA 94133

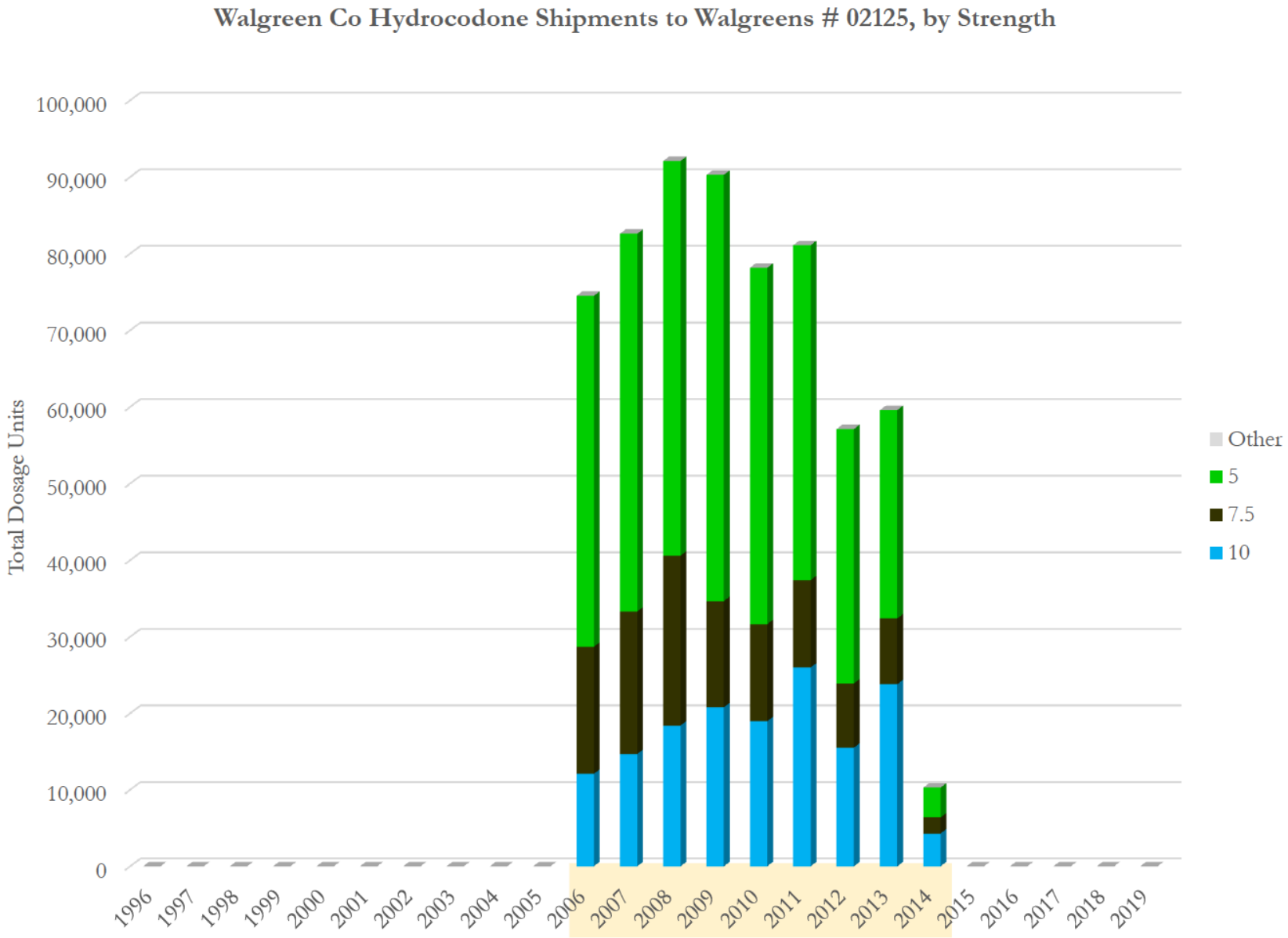

Data source: ARCOS (2006-2014) and Defendant Distribution Data (Walgreens 1/2006 - 3/2014)

Walgreens # 02125 (1/1996 to 12/2017)
DEA: BW1712430
320 Bay St
San Francisco, CA 94133

Walgreen Co Hydrocodone Shipments to Walgreens # 02125, by Strength

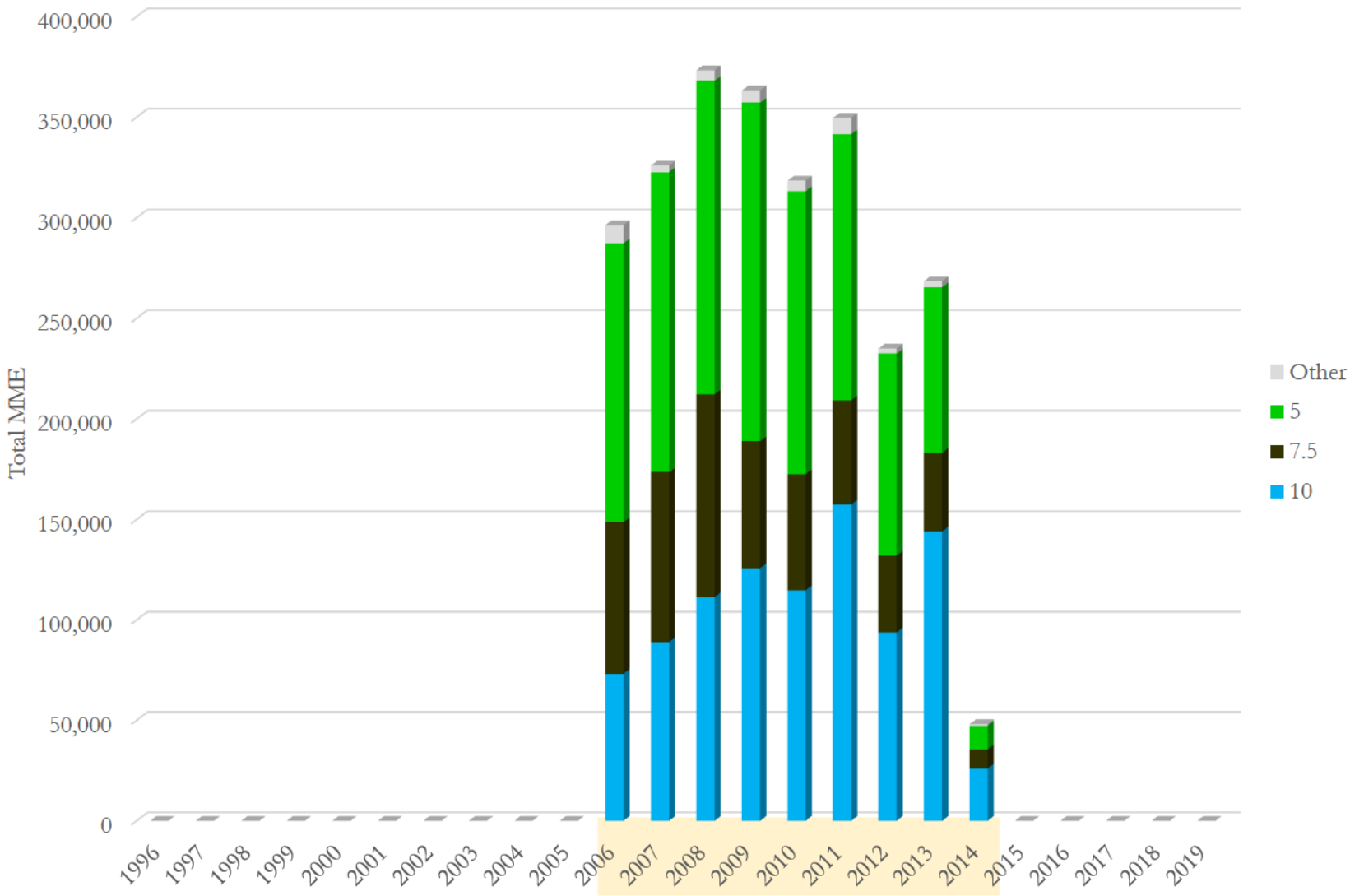

Data source: ARCOS (2006-2014) and Defendant Distribution Data (Walgreens 1/2006 - 3/2014)

Walgreens # 02125 (1/1996 to 12/2017)
DEA: BW1712430
320 Bay St
San Francisco, CA 94133

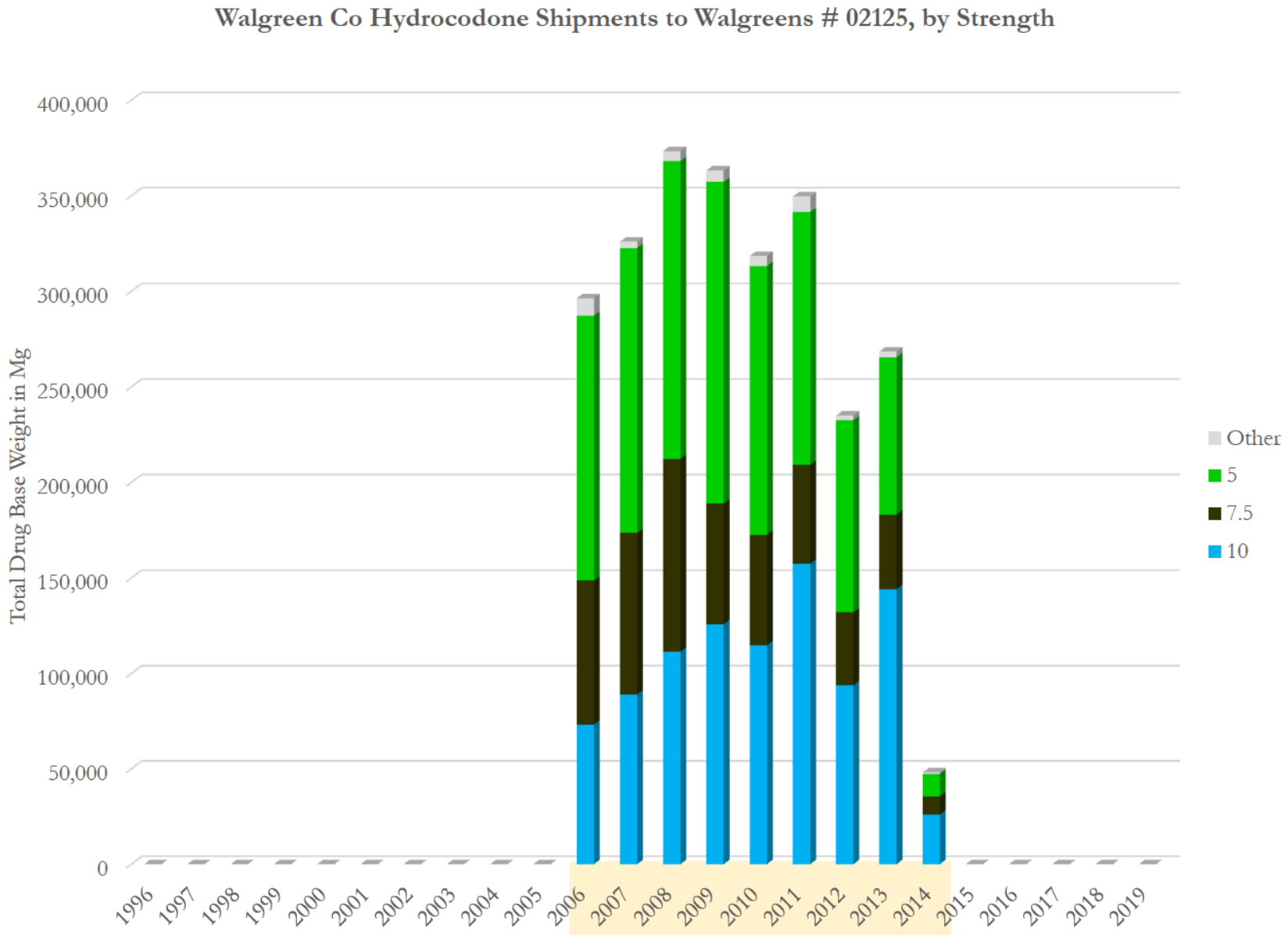

Data source: ARCOS (2006-2014) and Defendant Distribution Data (Walgreens 1/2006 - 3/2014)

Walgreens # 02125 (1/1996 to 12/2017)
DEA: BW1712430
320 Bay St
San Francisco, CA 94133

Walgreen Co Hydrocodone Shipments to Walgreens # 02125, by Strength
(Total Dosage Units)

Strength Year\	10	7.5	5	Other	Total	Avg. Str
1996	0	0	0	0	**0**	
1997	0	0	0	0	**0**	
1998	0	0	0	0	**0**	
1999	0	0	0	0	**0**	
2000	0	0	0	0	**0**	
2001	0	0	0	0	**0**	
2002	0	0	0	0	**0**	
2003	0	0	0	0	**0**	
2004	0	0	0	0	**0**	
2005	0	0	0	0	**0**	
2006	12,100	16,600	45,800	0	**74,500**	6.37
2007	14,700	18,600	49,300	0	**82,600**	6.45
2008	18,400	22,200	51,500	0	**92,100**	6.60
2009	20,780	13,900	55,600	0	**90,280**	6.54
2010	18,960	12,700	46,500	0	**78,160**	6.62
2011	26,000	11,400	43,700	0	**81,100**	6.95
2012	15,500	8,400	33,200	0	**57,100**	6.73
2013	23,800	8,600	27,200	0	**59,600**	7.36
2014	4,300	2,100	3,900	0	**10,300**	7.60
2015	0	0	0	0	**0**	
2016	0	0	0	0	**0**	
2017	0	0	0	0	**0**	
2018	0	0	0	0	**0**	
2019	0	0	0	0	**0**	
Total	**154,540**	**114,500**	**356,700**	**0**	**625,740**	6.69

Data source: ARCOS (2006-2014) and Defendant Distribution Data (Walgreens 1/2006 - 3/2014)

Walgreens # 02125 (1/1996 to 12/2017)
DEA: BW1712430
320 Bay St
San Francisco, CA 94133

Walgreen Co Hydrocodone Shipments to Walgreens # 02125, by Strength (Total MME)

Strength Year\	10	7.5	5	Other	Total	Avg. Str
1996	0	0	0	0	**0**	
1997	0	0	0	0	**0**	
1998	0	0	0	0	**0**	
1999	0	0	0	0	**0**	
2000	0	0	0	0	**0**	
2001	0	0	0	0	**0**	
2002	0	0	0	0	**0**	
2003	0	0	0	0	**0**	
2004	0	0	0	0	**0**	
2005	0	0	0	0	**0**	
2006	73,253	75,372	138,637	9,023	**296,285**	6.37
2007	88,994	84,453	149,231	3,294	**325,972**	6.45
2008	111,394	100,799	155,891	5,156	**373,239**	6.60
2009	125,802	63,113	168,301	6,015	**363,232**	6.54
2010	114,784	57,664	140,756	5,156	**318,360**	6.62
2011	157,404	51,762	132,280	8,164	**349,609**	6.95
2012	93,837	38,140	100,496	2,435	**234,909**	6.73
2013	144,085	39,048	82,334	3,008	**268,476**	7.36
2014	26,032	9,535	11,805	716	**48,089**	7.60
2015	0	0	0	0	**0**	
2016	0	0	0	0	**0**	
2017	0	0	0	0	**0**	
2018	0	0	0	0	**0**	
2019	0	0	0	0	**0**	
Total	**935,585**	**519,887**	**1,079,731**	**42,967**	**2,578,171**	6.69

Data source: ARCOS (2006-2014) and Defendant Distribution Data (Walgreens 1/2006 - 3/2014)

Walgreens # 02125 (1/1996 to 12/2017)
DEA: BW1712430
320 Bay St
San Francisco, CA 94133

Walgreen Co Hydrocodone Shipments to Walgreens # 02125, by Strength
(Total Drug Base Weight in Milligram)

Strength Year\	10	7.5	5	Other	Total	Avg. Str
1996	0	0	0	0	**0**	
1997	0	0	0	0	**0**	
1998	0	0	0	0	**0**	
1999	0	0	0	0	**0**	
2000	0	0	0	0	**0**	
2001	0	0	0	0	**0**	
2002	0	0	0	0	**0**	
2003	0	0	0	0	**0**	
2004	0	0	0	0	**0**	
2005	0	0	0	0	**0**	
2006	73,253	75,372	138,637	9,023	**296,285**	6.37
2007	88,994	84,453	149,231	3,294	**325,972**	6.45
2008	111,394	100,799	155,891	5,156	**373,239**	6.60
2009	125,802	63,113	168,301	6,015	**363,232**	6.54
2010	114,784	57,664	140,756	5,156	**318,360**	6.62
2011	157,404	51,762	132,280	8,164	**349,609**	6.95
2012	93,837	38,140	100,496	2,435	**234,909**	6.73
2013	144,085	39,048	82,334	3,008	**268,476**	7.36
2014	26,032	9,535	11,805	716	**48,089**	7.60
2015	0	0	0	0	**0**	
2016	0	0	0	0	**0**	
2017	0	0	0	0	**0**	
2018	0	0	0	0	**0**	
2019	0	0	0	0	**0**	
Total	**935,585**	**519,887**	**1,079,731**	**42,967**	**2,578,171**	6.69

Data source: ARCOS (2006-2014) and Defendant Distribution Data (Walgreens 1/2006 - 3/2014)

Walgreens # 04558 (7/2000 to 12/2017)
DEA: BW6664379
300 Gough Street
San Francisco, CA 94102

Walgreen Co Oxycodone Shipments to Walgreens # 04558

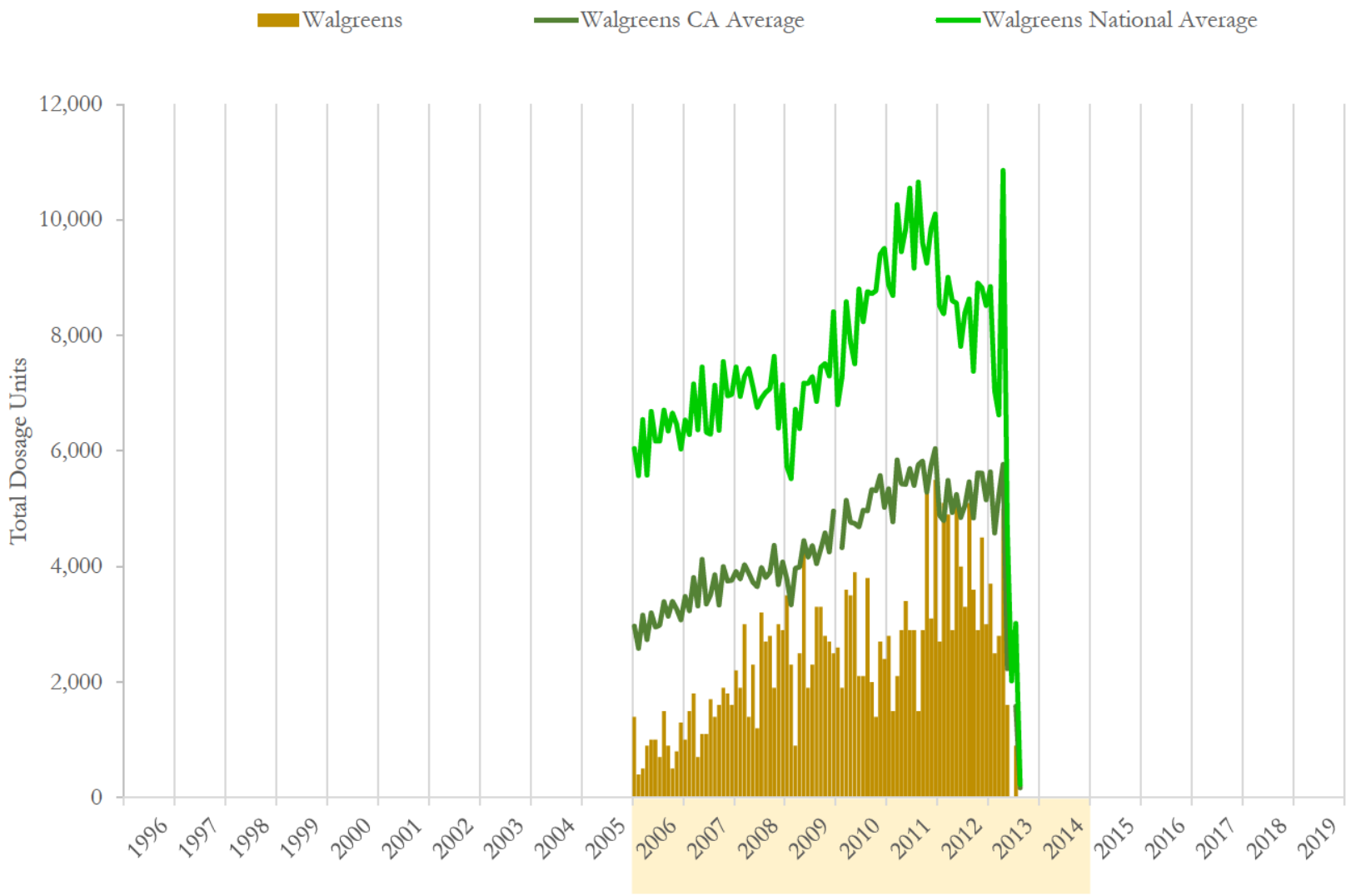

National and state averages reflect oxycodone shipped from Walgreen Co to all active pharmacies each month.
Data source: ARCOS (2006-2014) and Defendant Distribution Data (Walgreens 1/2006 - 3/2014)

Walgreens # 04558 (7/2000 to 12/2017)
DEA: BW6664379
300 Gough Street
San Francisco, CA 94102

Walgreen Co Oxycodone Shipments to Walgreens # 04558

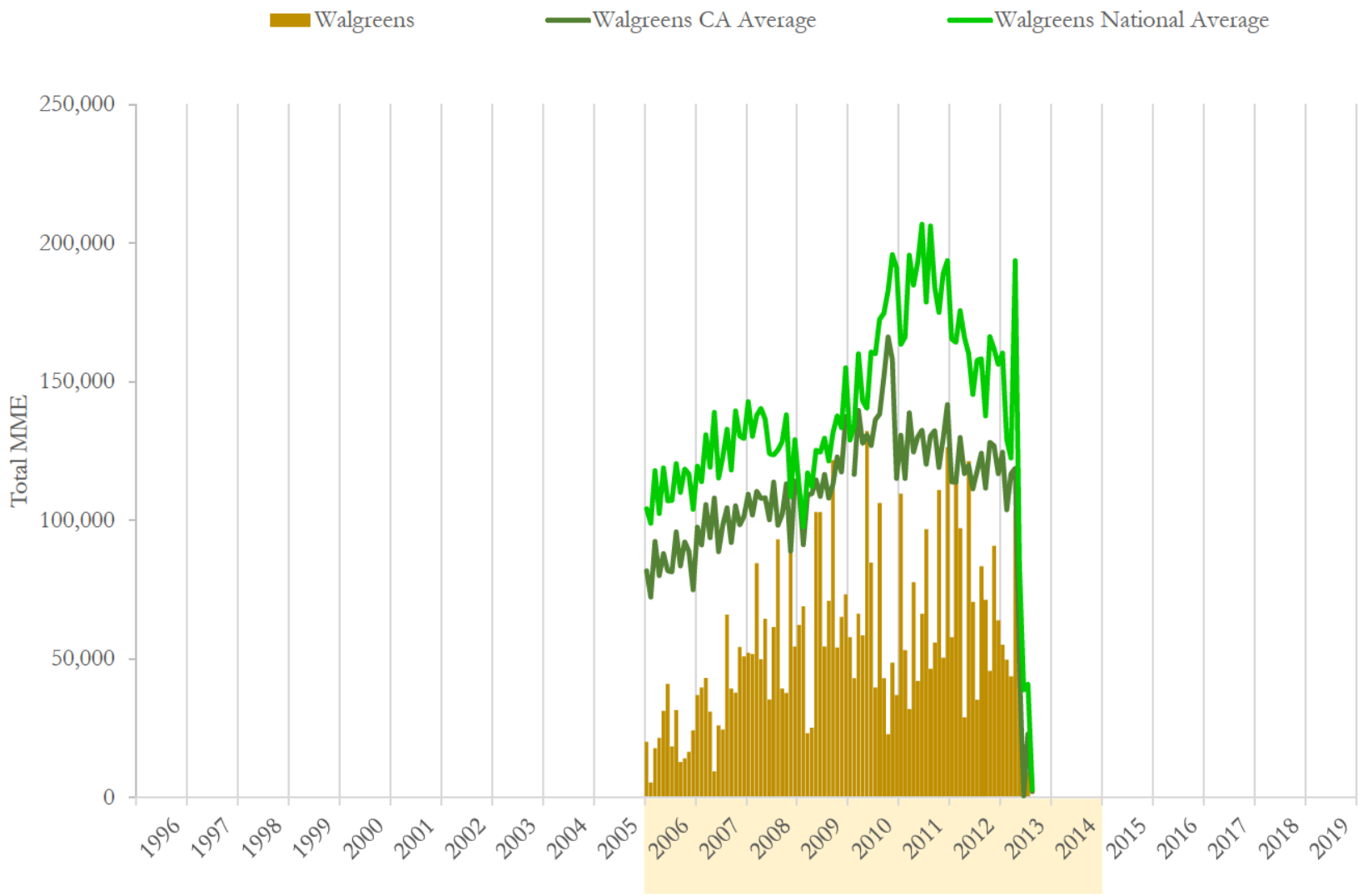

National and state averages reflect oxycodone shipped from Walgreen Co to all active pharmacies each month.
Data source: ARCOS (2006-2014) and Defendant Distribution Data (Walgreens 1/2006 - 3/2014)

Walgreens # 04558 (7/2000 to 12/2017)
DEA: BW6664379
300 Gough Street
San Francisco, CA 94102

Walgreen Co Oxycodone Shipments to Walgreens # 04558

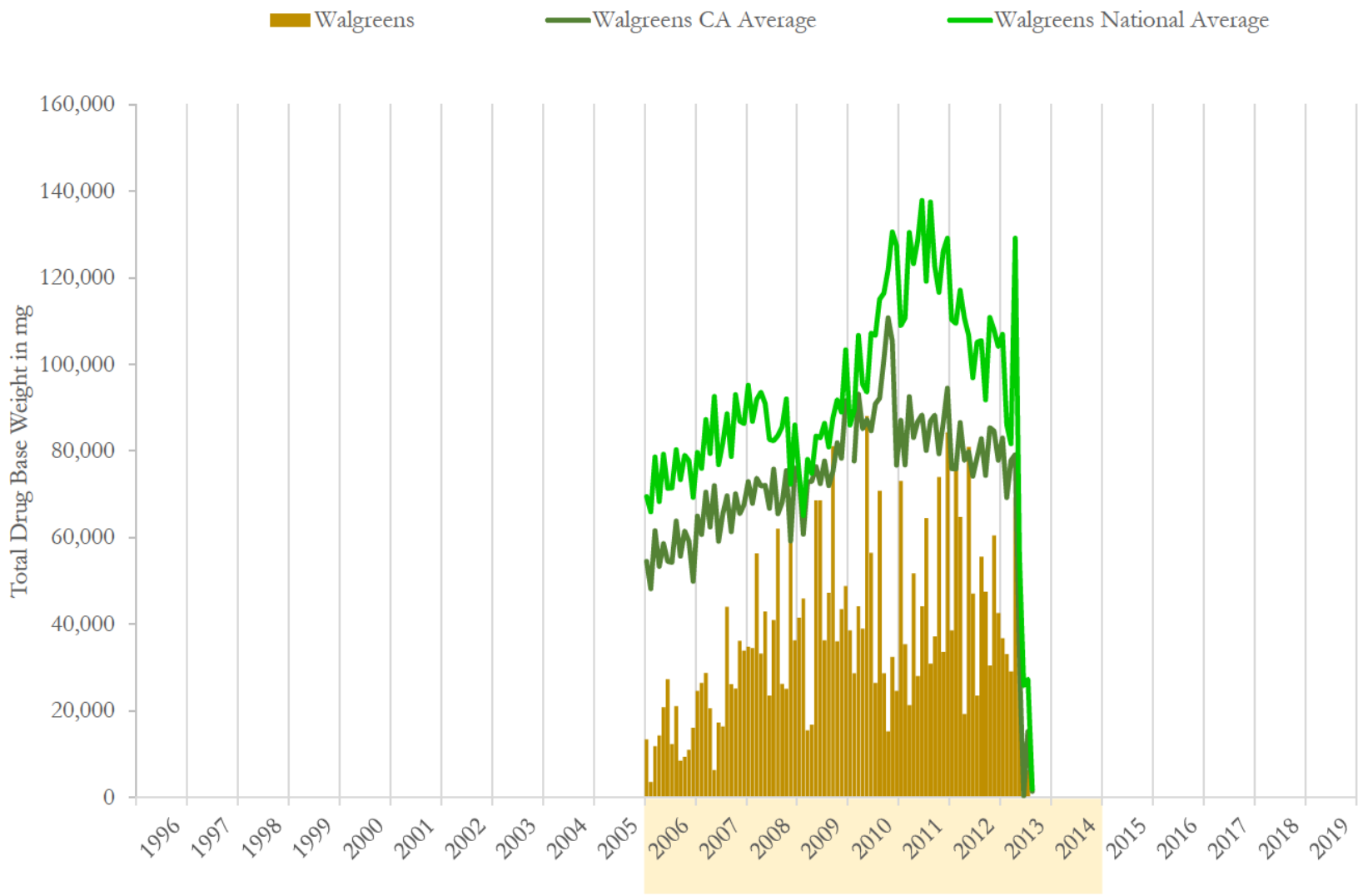

National and state averages reflect oxycodone shipped from Walgreen Co to all active pharmacies each month.
Data source: ARCOS (2006-2014) and Defendant Distribution Data (Walgreens 1/2006 - 3/2014)

Walgreens # 04558 (7/2000 to 12/2017)
DEA: BW6664379
300 Gough Street
San Francisco, CA 94102

Walgreen Co Oxycodone Shipments to Walgreens # 04558

	Dosage Units		MME		Drug Base Weight in mg	
Date	Walgreens	% Change	Walgreens	% Change	Walgreens	% Change
01/2006	1,400	n/a	20,171	n/a	13,448	n/a
02/2006	400	-71.4%	5,379	-73.3%	3,586	-73.3%
03/2006	500	25.0%	17,818	231.3%	11,879	231.3%
04/2006	900	80.0%	21,516	20.8%	14,344	20.8%
05/2006	1,000	11.1%	31,265	45.3%	20,844	45.3%
06/2006	1,000	0.0%	41,015	31.2%	27,343	31.2%
07/2006	700	-30.0%	18,490	-54.9%	12,327	-54.9%
08/2006	1,500	114.3%	31,602	70.9%	21,068	70.9%
09/2006	900	-40.0%	12,775	-59.6%	8,517	-59.6%
10/2006	500	-44.4%	14,120	10.5%	9,413	10.5%
11/2006	800	60.0%	16,473	16.7%	10,982	16.7%
12/2006	1,300	62.5%	24,206	46.9%	16,137	46.9%
01/2007	1,000	-23.1%	36,981	52.8%	24,654	52.8%
02/2007	1,500	50.0%	39,670	7.3%	26,447	7.3%
03/2007	1,800	20.0%	43,126	8.7%	28,751	8.7%
04/2007	700	-61.1%	30,929	-28.3%	20,619	-28.3%
05/2007	1,100	57.1%	9,507	-69.3%	6,338	-69.3%
06/2007	1,100	0.0%	25,980	173.3%	17,320	173.3%
07/2007	1,700	54.5%	24,589	-5.4%	16,392	-5.4%
08/2007	1,400	-17.6%	65,987	168.4%	43,991	168.4%
09/2007	1,600	14.3%	39,280	-40.5%	26,186	-40.5%
10/2007	1,900	18.8%	37,747	-3.9%	25,165	-3.9%
11/2007	1,800	-5.3%	54,314	43.9%	36,209	43.9%
12/2007	1,600	-11.1%	50,858	-6.4%	33,905	-6.4%

Data source: ARCOS (2006-2014) and Defendant Distribution Data (Walgreens 1/2006 - 3/2014)

Walgreens # 04558 (7/2000 to 12/2017)
DEA: BW6664379
300 Gough Street
San Francisco, CA 94102

Walgreen Co Oxycodone Shipments to Walgreens # 04558

	Dosage Units		MME		Drug Base Weight in mg	
Date	Walgreens	% Change	Walgreens	% Change	Walgreens	% Change
01/2008	2,200	37.5%	52,203	2.6%	34,802	2.6%
02/2008	1,900	-13.6%	51,773	-0.8%	34,515	-0.8%
03/2008	3,000	57.9%	84,524	63.3%	56,349	63.3%
04/2008	1,400	-53.3%	49,890	-41.0%	33,260	-41.0%
05/2008	2,300	64.3%	64,447	29.2%	42,964	29.2%
06/2008	1,200	-47.8%	35,300	-45.2%	23,533	-45.2%
07/2008	3,200	166.7%	61,455	74.1%	40,970	74.1%
08/2008	2,700	-15.6%	93,124	51.5%	62,083	51.5%
09/2008	2,800	3.7%	39,334	-57.8%	26,223	-57.8%
10/2008	1,900	-32.1%	37,653	-4.3%	25,102	-4.3%
11/2008	3,000	57.9%	91,040	141.8%	60,693	141.8%
12/2008	2,900	-3.3%	54,462	-40.2%	36,308	-40.2%
01/2009	3,500	20.7%	62,195	14.2%	41,463	14.2%
02/2009	2,300	-34.3%	68,918	10.8%	45,946	10.8%
03/2009	900	-60.9%	23,197	-66.3%	15,465	-66.3%
04/2009	2,500	177.8%	25,214	8.7%	16,809	8.7%
05/2009	4,400	76.0%	102,873	308.0%	68,582	308.0%
06/2009	1,900	-56.8%	102,873	0.0%	68,582	0.0%
07/2009	2,300	21.1%	54,462	-47.1%	36,308	-47.1%
08/2009	3,300	43.5%	70,936	30.2%	47,290	30.2%
09/2009	3,300	0.0%	121,700	71.6%	81,133	71.6%
10/2009	2,800	-15.2%	54,126	-55.5%	36,084	-55.5%
11/2009	2,700	-3.6%	65,220	20.5%	43,480	20.5%
12/2009	2,500	-7.4%	73,289	12.4%	48,859	12.4%

Data source: ARCOS (2006-2014) and Defendant Distribution Data (Walgreens 1/2006 - 3/2014)

Walgreens # 04558 (7/2000 to 12/2017)
DEA: BW6664379
300 Gough Street
San Francisco, CA 94102

Walgreen Co Oxycodone Shipments to Walgreens # 04558

	Dosage Units		MME		Drug Base Weight in mg	
Date	Walgreens	% Change	Walgreens	% Change	Walgreens	% Change
01/2010	2,600	4.0%	57,824	-21.1%	38,550	-21.1%
02/2010	1,900	-26.9%	43,032	-25.6%	28,688	-25.6%
03/2010	3,600	89.5%	66,229	53.9%	44,153	53.9%
04/2010	3,500	-2.8%	58,497	-11.7%	38,998	-11.7%
05/2010	3,900	11.4%	132,122	125.9%	88,081	125.9%
06/2010	2,100	-46.2%	84,719	-35.9%	56,480	-35.9%
07/2010	2,100	0.0%	39,670	-53.2%	26,447	-53.2%
08/2010	3,800	81.0%	106,235	167.8%	70,824	167.8%
09/2010	2,000	-47.4%	43,032	-59.5%	28,688	-59.5%
10/2010	1,400	-30.0%	22,861	-46.9%	15,241	-46.9%
11/2010	2,700	92.9%	48,680	112.9%	32,453	112.9%
12/2010	2,400	-11.1%	36,981	-24.0%	24,654	-24.0%
01/2011	2,800	16.7%	109,597	196.4%	73,065	196.4%
02/2011	1,500	-46.4%	53,118	-51.5%	35,412	-51.5%
03/2011	2,100	40.0%	31,938	-39.9%	21,292	-39.9%
04/2011	2,900	38.1%	77,659	143.2%	51,773	143.2%
05/2011	3,400	17.2%	42,023	-45.9%	28,016	-45.9%
06/2011	2,900	-14.7%	66,229	57.6%	44,153	57.6%
07/2011	2,900	0.0%	96,822	46.2%	64,548	46.2%
08/2011	1,500	-48.3%	46,394	-52.1%	30,929	-52.1%
09/2011	2,900	93.3%	55,807	20.3%	37,205	20.3%
10/2011	5,500	89.7%	110,942	98.8%	73,961	98.8%
11/2011	3,100	-43.6%	50,428	-54.5%	33,619	-54.5%
12/2011	5,500	77.4%	126,407	150.7%	84,271	150.7%

Data source: ARCOS (2006-2014) and Defendant Distribution Data (Walgreens 1/2006 - 3/2014)

Walgreens # 04558 (7/2000 to 12/2017)
DEA: BW6664379
300 Gough Street
San Francisco, CA 94102

Walgreen Co Oxycodone Shipments to Walgreens # 04558

	Dosage Units		MME		Drug Base Weight in mg	
Date	Walgreens	% Change	Walgreens	% Change	Walgreens	% Change
01/2012	2,700	-50.9%	57,824	-54.3%	38,550	-54.3%
02/2012	5,100	88.9%	114,976	98.8%	76,651	98.8%
03/2012	4,900	-3.9%	97,158	-15.5%	64,772	-15.5%
04/2012	2,900	-40.8%	28,912	-70.2%	19,275	-70.2%
05/2012	5,200	79.3%	121,364	319.8%	80,909	319.8%
06/2012	4,000	-23.1%	70,599	-41.8%	47,066	-41.8%
07/2012	3,300	-17.5%	35,278	-50.0%	23,518	-50.0%
08/2012	5,100	54.5%	83,375	136.3%	55,583	136.3%
09/2012	3,600	-29.4%	71,272	-14.5%	47,515	-14.5%
10/2012	2,900	-19.4%	45,722	-35.8%	30,481	-35.8%
11/2012	4,500	55.2%	90,771	98.5%	60,514	98.5%
12/2012	3,000	-33.3%	63,876	-29.6%	42,584	-29.6%
01/2013	3,700	23.3%	55,135	-13.7%	36,757	-13.7%
02/2013	2,500	-32.4%	49,756	-9.8%	33,171	-9.8%
03/2013	2,800	12.0%	43,704	-12.2%	29,136	-12.2%
04/2013	5,000	78.6%	103,882	137.7%	69,255	137.7%
05/2013	1,600	-68.0%	46,394	-55.3%	30,929	-55.3%
06/2013	0	-100.0%	0	-100.0%	0	-100.0%
07/2013	900	n/a	9,413	n/a	6,276	n/a
08/2013	0	-100.0%	0	-100.0%	0	-100.0%
09/2013	0	n/a	0	n/a	0	n/a
10/2013	0	n/a	0	n/a	0	n/a
11/2013	0	n/a	0	n/a	0	n/a
12/2013	0	n/a	0	n/a	0	n/a

Data source: ARCOS (2006-2014) and Defendant Distribution Data (Walgreens 1/2006 - 3/2014)

Walgreens # 04558 (7/2000 to 12/2017)
DEA: BW6664379
300 Gough Street
San Francisco, CA 94102

Walgreen Co Oxycodone Shipments to Walgreens # 04558

	Dosage Units		MME		Drug Base Weight in mg	
Date	Walgreens	% Change	Walgreens	% Change	Walgreens	% Change
1996	0		0		0	
1997	0	n/a	0	n/a	0	n/a
1998	0	n/a	0	n/a	0	n/a
1999	0	n/a	0	n/a	0	n/a
2000	0	n/a	0	n/a	0	n/a
2001	0	n/a	0	n/a	0	n/a
2002	0	n/a	0	n/a	0	n/a
2003	0	n/a	0	n/a	0	n/a
2004	0	n/a	0	n/a	0	n/a
2005	0	n/a	0	n/a	0	n/a
2006	10,900	n/a	254,830	n/a	169,887	n/a
2007	17,200	57.8%	458,968	80.1%	305,979	80.1%
2008	28,500	65.7%	715,204	55.8%	476,803	55.8%
2009	32,400	13.7%	825,004	15.4%	550,003	15.4%
2010	32,000	-1.2%	739,881	-10.3%	493,254	-10.3%
2011	37,000	15.6%	867,364	17.2%	578,243	17.2%
2012	47,200	27.6%	881,125	1.6%	587,417	1.6%
2013	16,500	-65.0%	308,284	-65.0%	205,523	-65.0%
2014	0	-100.0%	0	-100.0%	0	-100.0%
2015	0	n/a	0	n/a	0	n/a
2016	0	n/a	0	n/a	0	n/a
2017	0	n/a	0	n/a	0	n/a
2018	0	n/a	0	n/a	0	n/a
2019	0	n/a	0	n/a	0	n/a
Total	**221,700**		**5,050,660**		**3,367,107**	

Data source: ARCOS (2006-2014) and Defendant Distribution Data (Walgreens 1/2006 - 3/2014)

Walgreens # 04558 (7/2000 to 12/2017)
DEA: BW6664379
300 Gough Street
San Francisco, CA 94102

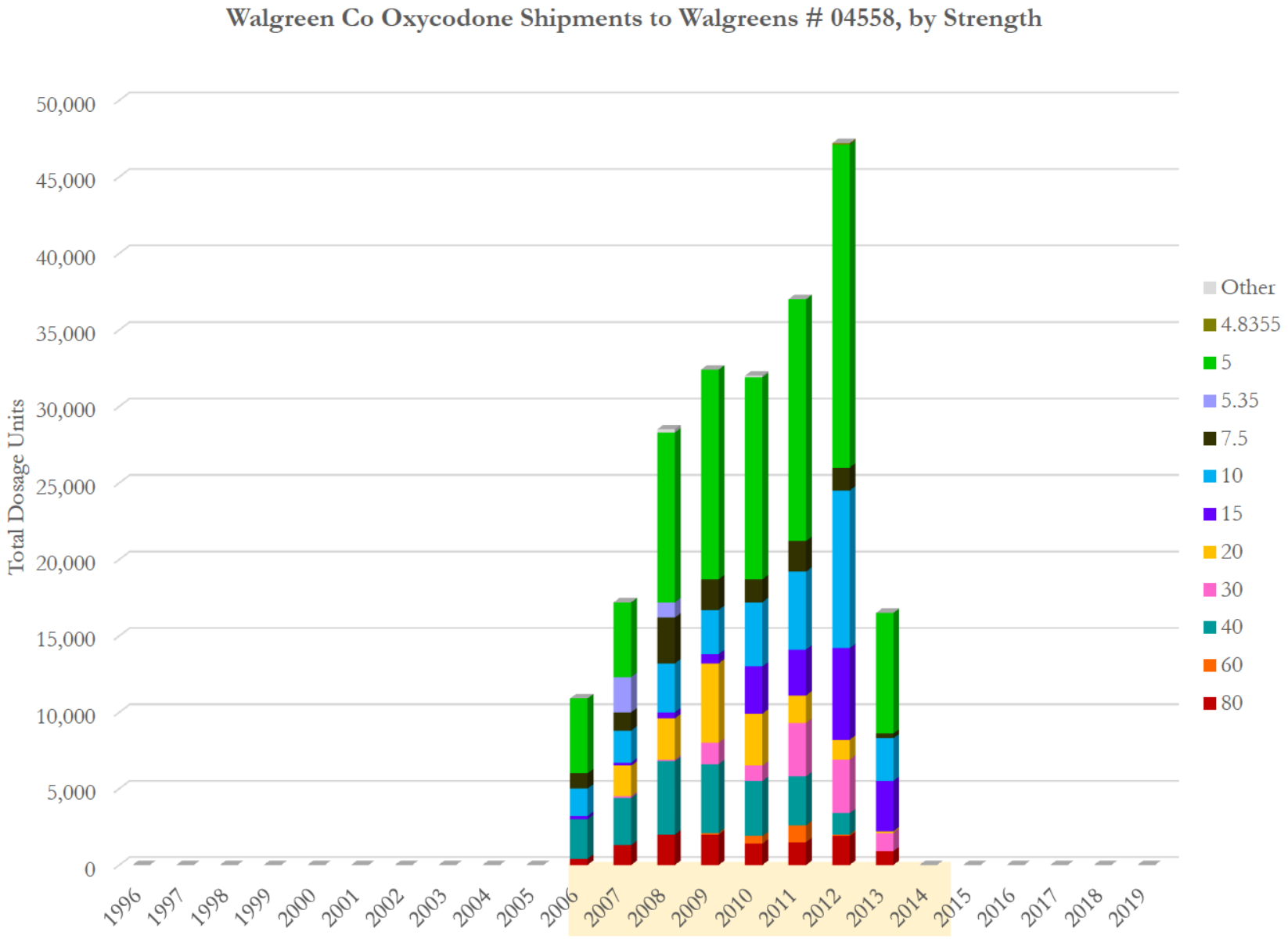

Data source: ARCOS (2006-2014) and Defendant Distribution Data (Walgreens 1/2006 - 3/2014)

Walgreens # 04558 (7/2000 to 12/2017)
DEA: BW6664379
300 Gough Street
San Francisco, CA 94102

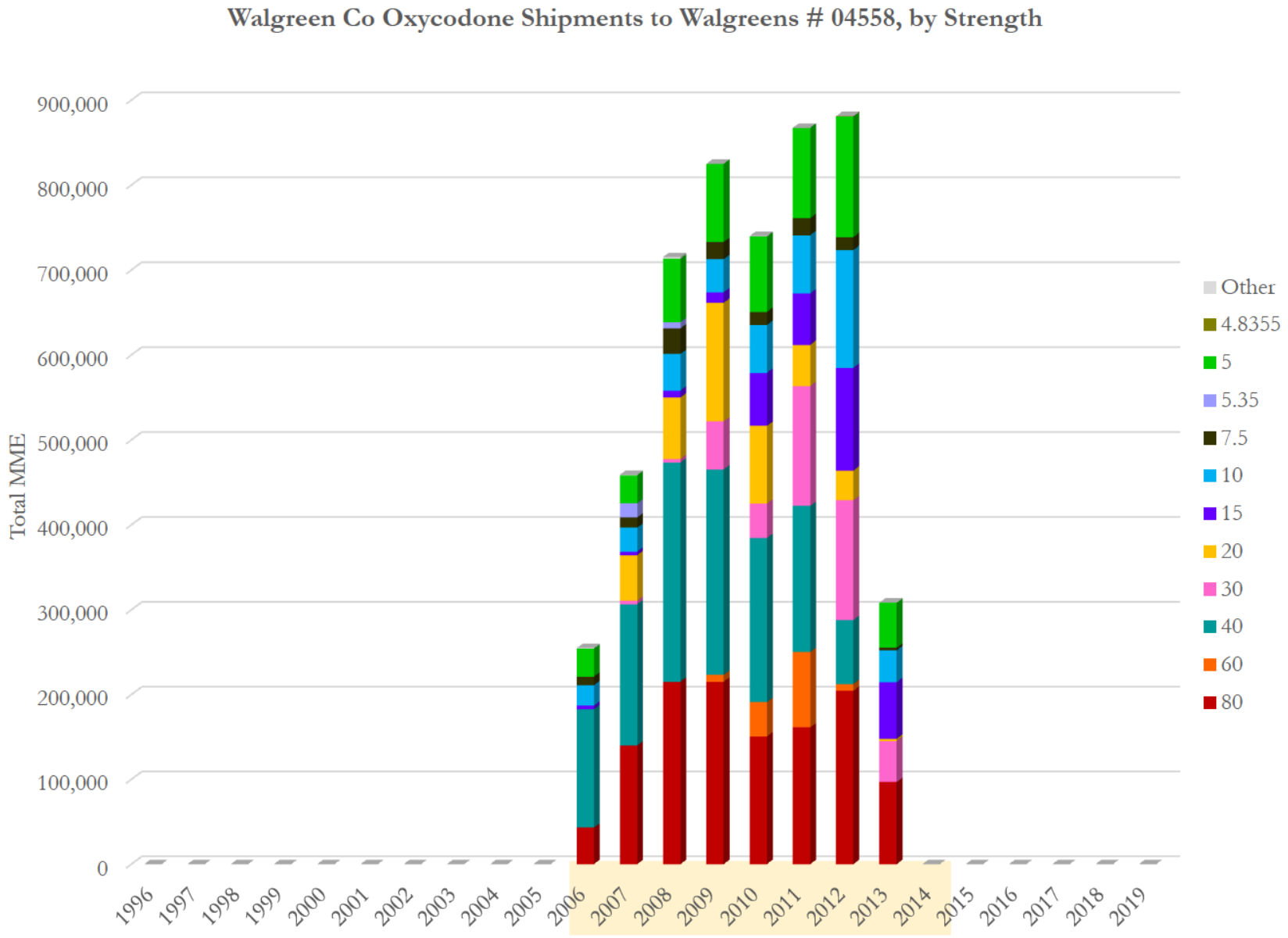

Data source: ARCOS (2006-2014) and Defendant Distribution Data (Walgreens 1/2006 - 3/2014)

Walgreens # 04558 (7/2000 to 12/2017)
DEA: BW6664379
300 Gough Street
San Francisco, CA 94102

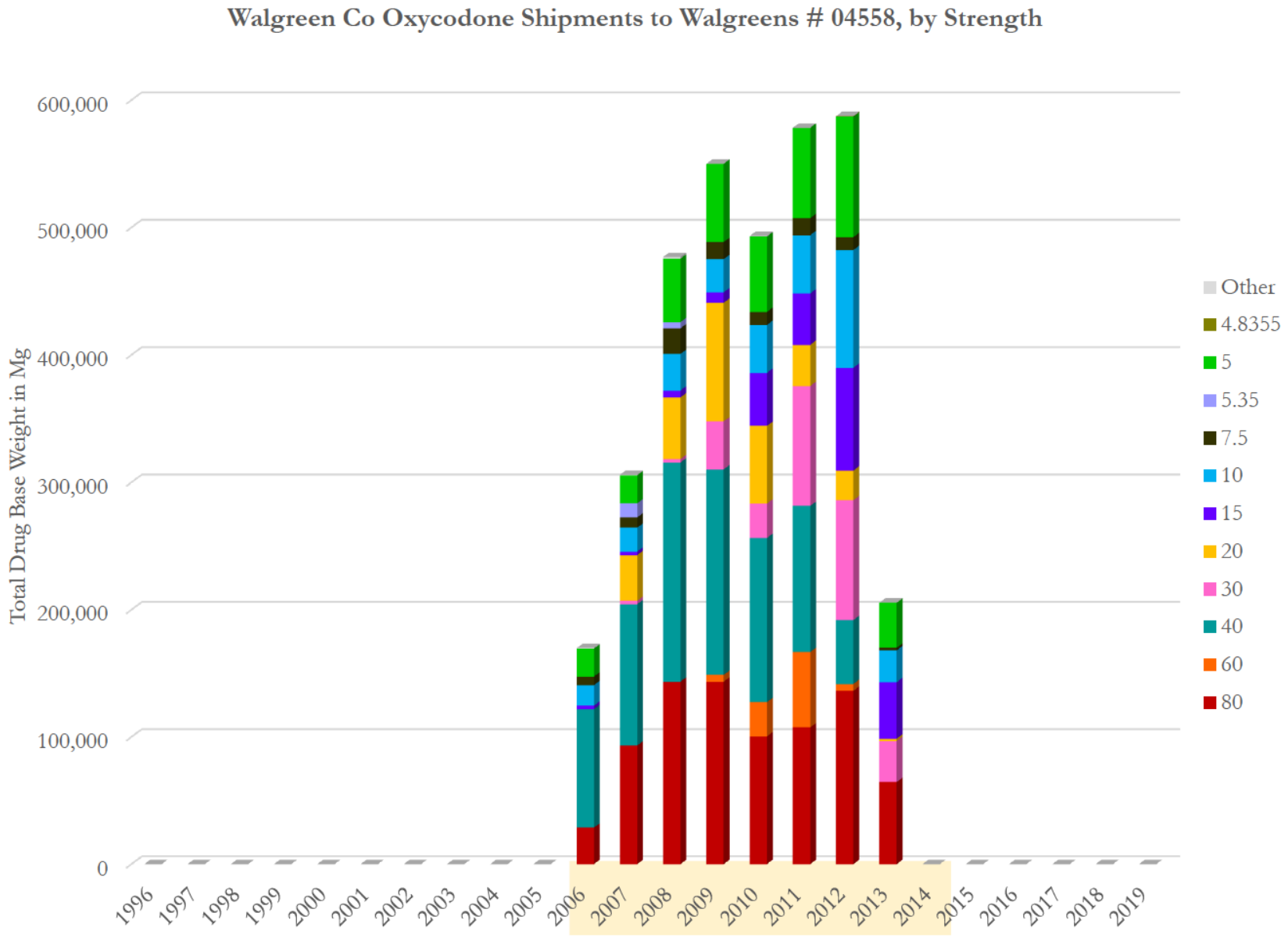

Data source: ARCOS (2006-2014) and Defendant Distribution Data (Walgreens 1/2006 - 3/2014)

Walgreens # 04558 (7/2000 to 12/2017)
DEA: BW6664379
300 Gough Street
San Francisco, CA 94102

Walgreen Co Oxycodone Shipments to Walgreens # 04558, by Strength
(Total Dosage Units)

Strength Year\	80	60	40	30	20	15	10	7.5	5.35	5	4.8355	Other	Total	Avg. Str
1996	0	0	0	0	0	0	0	0	0	0	0	0	**0**	
1997	0	0	0	0	0	0	0	0	0	0	0	0	**0**	
1998	0	0	0	0	0	0	0	0	0	0	0	0	**0**	
1999	0	0	0	0	0	0	0	0	0	0	0	0	**0**	
2000	0	0	0	0	0	0	0	0	0	0	0	0	**0**	
2001	0	0	0	0	0	0	0	0	0	0	0	0	**0**	
2002	0	0	0	0	0	0	0	0	0	0	0	0	**0**	
2003	0	0	0	0	0	0	0	0	0	0	0	0	**0**	
2004	0	0	0	0	0	0	0	0	0	0	0	0	**0**	
2005	0	0	0	0	0	0	0	0	0	0	0	0	**0**	
2006	400	0	2,600	0	0	200	1,800	1,000	0	4,900	0	0	**10,900**	17 34
2007	1,300	0	3,100	100	2,000	200	2,100	1,200	2,300	4,900	0	0	**17,200**	19 81
2008	2,000	0	4,800	100	2,700	400	3,200	3,000	1,000	11,100	0	200	**28,500**	18 74
2009	2,000	100	4,500	1,400	5,200	600	2,900	2,000	0	13,700	0	0	**32,400**	18 94
2010	1,400	500	3,600	1,000	3,400	3,100	4,200	1,500	0	13,200	0	100	**32,000**	17 23
2011	1,500	1,100	3,200	3,500	1,800	3,000	5,100	2,000	0	15,800	0	0	**37,000**	17 43
2012	1,900	100	1,400	3,500	1,300	6,000	10,300	1,500	0	21,100	100	0	**47,200**	13 88
2013	900	0	0	1,200	100	3,300	2,800	300	0	7,900	0	0	**16,500**	13 89
2014	0	0	0	0	0	0	0	0	0	0	0	0	**0**	
2015	0	0	0	0	0	0	0	0	0	0	0	0	**0**	
2016	0	0	0	0	0	0	0	0	0	0	0	0	**0**	
2017	0	0	0	0	0	0	0	0	0	0	0	0	**0**	
2018	0	0	0	0	0	0	0	0	0	0	0	0	**0**	
2019	0	0	0	0	0	0	0	0	0	0	0	0	**0**	
Total	**11,400**	**1,800**	**23,200**	**10,800**	**16,500**	**16,800**	**32,400**	**12,500**	**3,300**	**92,600**	**100**	**300**	**221,700**	16 95

Data source: ARCOS (2006-2014) and Defendant Distribution Data (Walgreens 1/2006 - 3/2014)

Walgreens # 04558 (7/2000 to 12/2017)
DEA: BW6664379
300 Gough Street
San Francisco, CA 94102

Walgreen Co Oxycodone Shipments to Walgreens # 04558, by Strength
(Total MME)

Strength Year\	80	60	40	30	20	15	10	7.5	5.35	5	4.8355	Other	Total	Avg. Str
1996	0	0	0	0	0	0	0	0	0	0	0	0	**0**	
1997	0	0	0	0	0	0	0	0	0	0	0	0	**0**	
1998	0	0	0	0	0	0	0	0	0	0	0	0	**0**	
1999	0	0	0	0	0	0	0	0	0	0	0	0	**0**	
2000	0	0	0	0	0	0	0	0	0	0	0	0	**0**	
2001	0	0	0	0	0	0	0	0	0	0	0	0	**0**	
2002	0	0	0	0	0	0	0	0	0	0	0	0	**0**	
2003	0	0	0	0	0	0	0	0	0	0	0	0	**0**	
2004	0	0	0	0	0	0	0	0	0	0	0	0	**0**	
2005	0	0	0	0	0	0	0	0	0	0	0	0	**0**	
2006	43,032	0	139,854	0	0	4,034	24,206	10,086	0	32,946	0	672	**254,830**	17 34
2007	139,854	0	166,749	4,034	53,790	4,034	28,240	12,103	16,545	32,946	0	672	**458,968**	19 81
2008	215,160	0	258,192	4,034	72,617	8,069	43,032	30,257	7,194	74,633	0	2,017	**715,204**	18 74
2009	215,160	8,069	242,055	56,480	139,854	12,103	38,998	20,171	0	92,115	0	0	**825,004**	18 94
2010	150,612	40,343	193,644	40,343	91,443	62,531	56,480	15,128	0	88,754	0	605	**739,881**	17 23
2011	161,370	88,754	172,128	141,199	48,411	60,514	68,582	20,171	0	106,235	0	0	**867,364**	17 43
2012	204,402	8,069	75,306	141,199	34,964	121,028	138,509	15,128	0	141,871	650	0	**881,125**	13 88
2013	96,822	0	0	48,411	2,690	66,565	37,653	3,026	0	53,118	0	0	**308,284**	13 89
2014	0	0	0	0	0	0	0	0	0	0	0	0	**0**	
2015	0	0	0	0	0	0	0	0	0	0	0	0	**0**	
2016	0	0	0	0	0	0	0	0	0	0	0	0	**0**	
2017	0	0	0	0	0	0	0	0	0	0	0	0	**0**	
2018	0	0	0	0	0	0	0	0	0	0	0	0	**0**	
2019	0	0	0	0	0	0	0	0	0	0	0	0	**0**	
Total	**1,226,412**	**145,233**	**1,247,928**	**435,699**	**443,768**	**338,877**	**435,699**	**126,070**	**23,739**	**622,619**	**650**	**3,967**	**5,050,660**	16 95

Data source: ARCOS (2006-2014) and Defendant Distribution Data (Walgreens 1/2006 - 3/2014)

Walgreens # 04558 (7/2000 to 12/2017)
DEA: BW6664379
300 Gough Street
San Francisco, CA 94102

Walgreen Co Oxycodone Shipments to Walgreens # 04558, by Strength
(Total Drug Base Weight in Milligram)

Strength Year\	80	60	40	30	20	15	10	7.5	5.35	5	4.8355	Other	Total	Avg. Str
1996	0	0	0	0	0	0	0	0	0	0	0	0	**0**	
1997	0	0	0	0	0	0	0	0	0	0	0	0	**0**	
1998	0	0	0	0	0	0	0	0	0	0	0	0	**0**	
1999	0	0	0	0	0	0	0	0	0	0	0	0	**0**	
2000	0	0	0	0	0	0	0	0	0	0	0	0	**0**	
2001	0	0	0	0	0	0	0	0	0	0	0	0	**0**	
2002	0	0	0	0	0	0	0	0	0	0	0	0	**0**	
2003	0	0	0	0	0	0	0	0	0	0	0	0	**0**	
2004	0	0	0	0	0	0	0	0	0	0	0	0	**0**	
2005	0	0	0	0	0	0	0	0	0	0	0	0	**0**	
2006	28,688	0	93,236	0	0	2,690	16,137	6,724	0	21,964	0	448	**169,887**	17 34
2007	93,236	0	111,166	2,690	35,860	2,690	18,827	8,069	11,030	21,964	0	448	**305,979**	19 81
2008	143,440	0	172,128	2,690	48,411	5,379	28,688	20,171	4,796	49,755	0	1,345	**476,803**	18 74
2009	143,440	5,379	161,370	37,653	93,236	8,069	25,999	13,448	0	61,410	0	0	**550,003**	18 94
2010	100,408	26,895	129,096	26,895	60,962	41,687	37,653	10,086	0	59,169	0	403	**493,254**	17 23
2011	107,580	59,169	114,752	94,133	32,274	40,343	45,722	13,448	0	70,824	0	0	**578,243**	17 43
2012	136,268	5,379	50,204	94,133	23,309	80,685	92,340	10,086	0	94,581	434	0	**587,417**	13 88
2013	64,548	0	0	32,274	1,793	44,377	25,102	2,017	0	35,412	0	0	**205,523**	13 89
2014	0	0	0	0	0	0	0	0	0	0	0	0	**0**	
2015	0	0	0	0	0	0	0	0	0	0	0	0	**0**	
2016	0	0	0	0	0	0	0	0	0	0	0	0	**0**	
2017	0	0	0	0	0	0	0	0	0	0	0	0	**0**	
2018	0	0	0	0	0	0	0	0	0	0	0	0	**0**	
2019	0	0	0	0	0	0	0	0	0	0	0	0	**0**	
Total	**817,608**	**96,822**	**831,952**	**290,466**	**295,845**	**225,918**	**290,466**	**84,047**	**15,826**	**415,079**	**434**	**2,645**	**3,367,107**	16 95

Data source: ARCOS (2006-2014) and Defendant Distribution Data (Walgreens 1/2006 - 3/2014)

Walgreens # 04558 (7/2000 to 12/2017)
DEA: BW6664379
300 Gough Street
San Francisco, CA 94102

Anda, Inc Hydrocodone Shipments to Walgreens # 04558

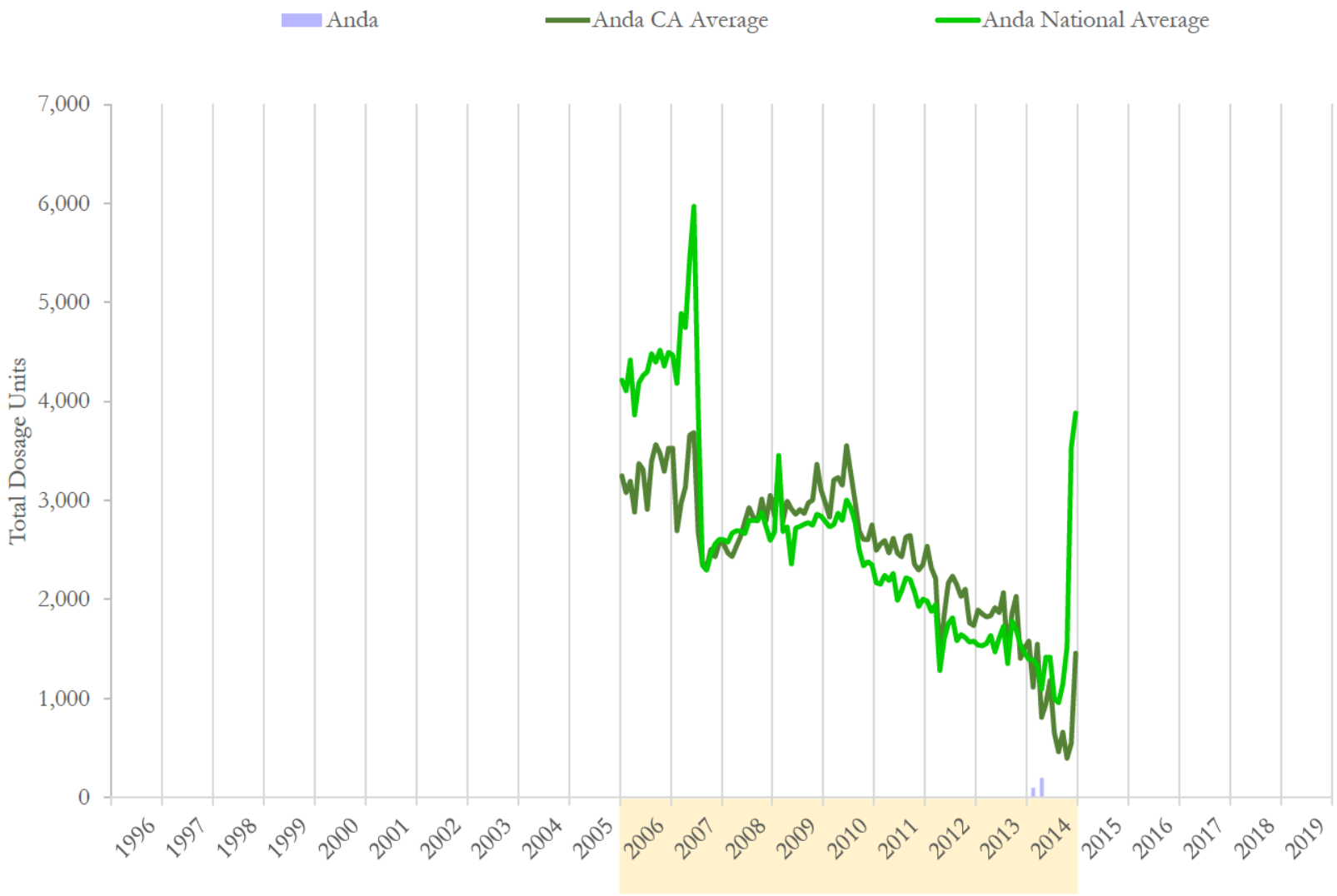

National and state averages reflect hydrocodone shipped from Anda, Inc to all active pharmacies each month.
Data source: ARCOS (2006-2014) and Defendant Distribution Data (Anda 12/1996 - 1/2015)

Walgreens # 04558 (7/2000 to 12/2017)
DEA: BW6664379
300 Gough Street
San Francisco, CA 94102

Anda, Inc Hydrocodone Shipments to Walgreens # 04558

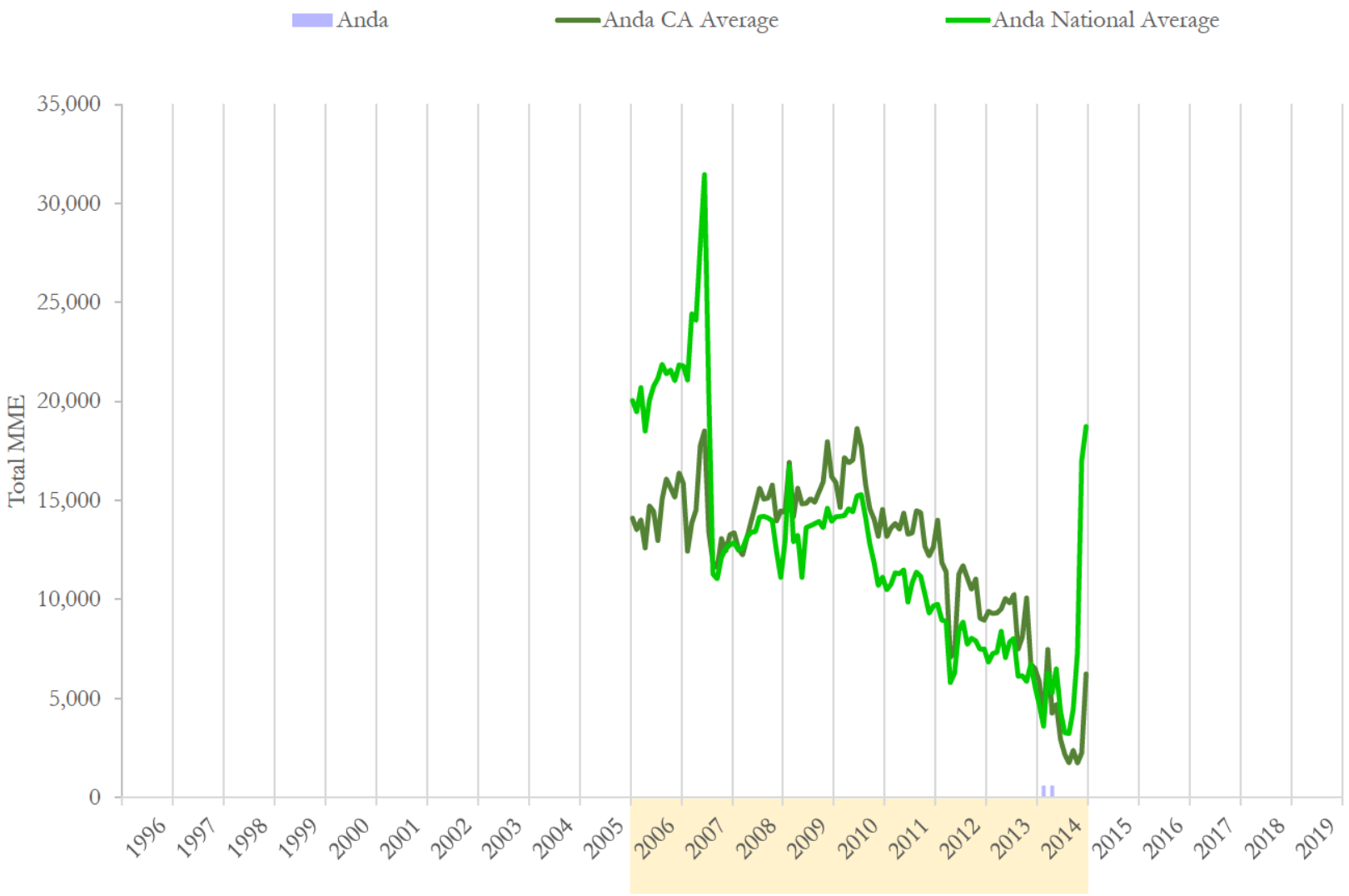

National and state averages reflect hydrocodone shipped from Anda, Inc to all active pharmacies each month.
Data source: ARCOS (2006-2014) and Defendant Distribution Data (Anda 12/1996 - 1/2015)

Walgreens # 04558 (7/2000 to 12/2017)
DEA: BW6664379
300 Gough Street
San Francisco, CA 94102

Anda, Inc Hydrocodone Shipments to Walgreens # 04558

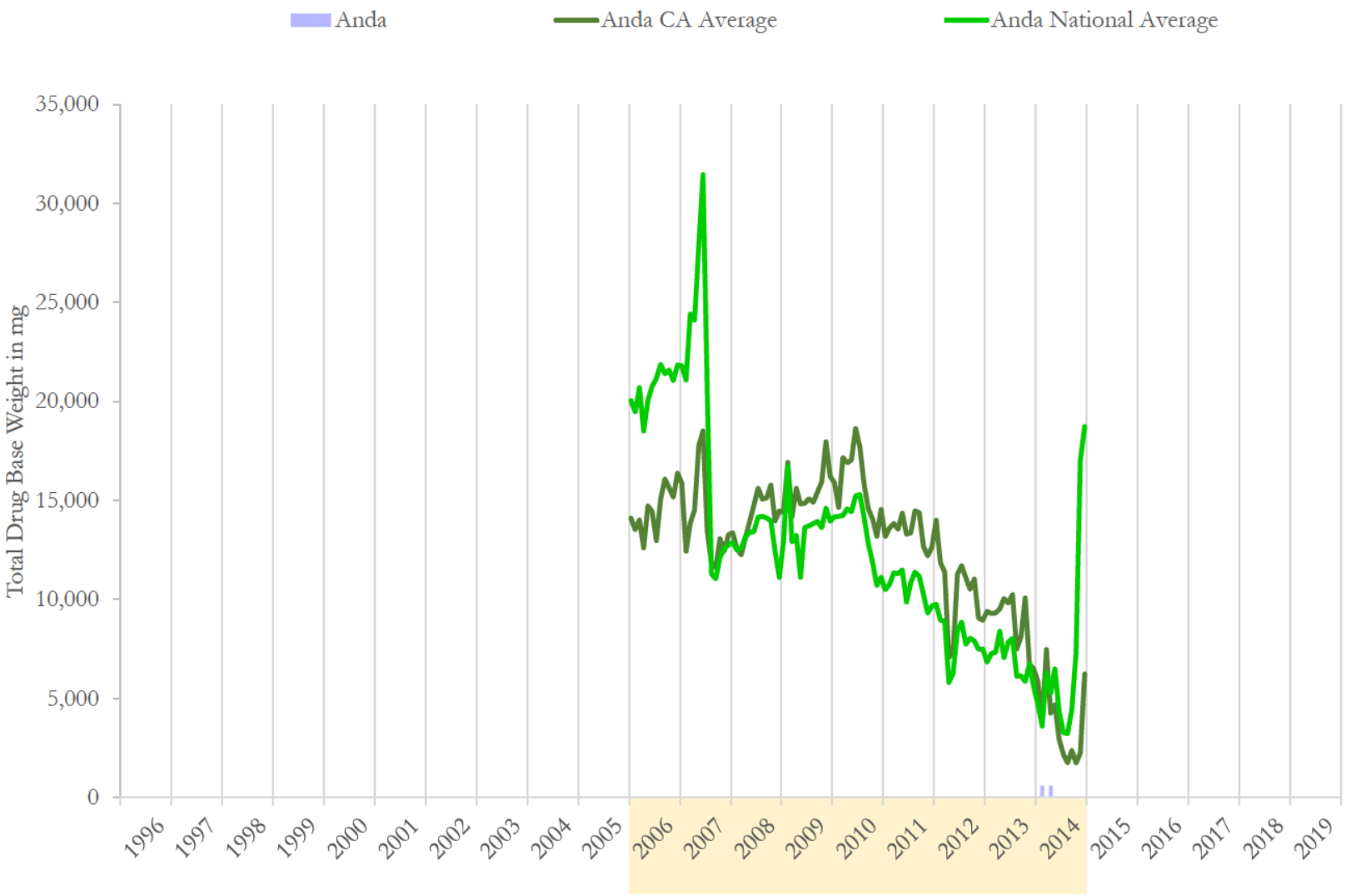

National and state averages reflect hydrocodone shipped from Anda, Inc to all active pharmacies each month.
Data source: ARCOS (2006-2014) and Defendant Distribution Data (Anda 12/1996 - 1/2015)

Walgreens # 04558 (7/2000 to 12/2017)
DEA: BW6664379
300 Gough Street
San Francisco, CA 94102

Anda, Inc Hydrocodone Shipments to Walgreens # 04558

	Dosage Units		MME		Drug Base Weight in mg	
Date	Anda	% Change	Anda	% Change	Anda	% Change
01/2014	0	n/a	0	n/a	0	n/a
02/2014	100	n/a	605	n/a	605	n/a
03/2014	0	-100.0%	0	-100.0%	0	-100.0%
04/2014	200	n/a	605	n/a	605	n/a
05/2014	0	-100.0%	0	-100.0%	0	-100.0%
06/2014	0	n/a	0	n/a	0	n/a
07/2014	0	n/a	0	n/a	0	n/a
08/2014	0	n/a	0	n/a	0	n/a
09/2014	0	n/a	0	n/a	0	n/a
10/2014	0	n/a	0	n/a	0	n/a
11/2014	0	n/a	0	n/a	0	n/a
12/2014	0	n/a	0	n/a	0	n/a
01/2015	0	n/a	0	n/a	0	n/a
02/2015	0	n/a	0	n/a	0	n/a
03/2015	0	n/a	0	n/a	0	n/a
04/2015	0	n/a	0	n/a	0	n/a
05/2015	0	n/a	0	n/a	0	n/a
06/2015	0	n/a	0	n/a	0	n/a
07/2015	0	n/a	0	n/a	0	n/a
08/2015	0	n/a	0	n/a	0	n/a
09/2015	0	n/a	0	n/a	0	n/a
10/2015	0	n/a	0	n/a	0	n/a
11/2015	0	n/a	0	n/a	0	n/a
12/2015	0	n/a	0	n/a	0	n/a

Data source: ARCOS (2006-2014) and Defendant Distribution Data (Anda 12/1996 - 1/2015)

Walgreens # 04558 (7/2000 to 12/2017)
DEA: BW6664379
300 Gough Street
San Francisco, CA 94102

Anda, Inc Hydrocodone Shipments to Walgreens # 04558

	Dosage Units		MME		Drug Base Weight in mg	
Date	**Anda**	**% Change**	**Anda**	**% Change**	**Anda**	**% Change**
1996	0		0		0	
1997	0	n/a	0	n/a	0	n/a
1998	0	n/a	0	n/a	0	n/a
1999	0	n/a	0	n/a	0	n/a
2000	0	n/a	0	n/a	0	n/a
2001	0	n/a	0	n/a	0	n/a
2002	0	n/a	0	n/a	0	n/a
2003	0	n/a	0	n/a	0	n/a
2004	0	n/a	0	n/a	0	n/a
2005	0	n/a	0	n/a	0	n/a
2006	0	n/a	0	n/a	0	n/a
2007	0	n/a	0	n/a	0	n/a
2008	0	n/a	0	n/a	0	n/a
2009	0	n/a	0	n/a	0	n/a
2010	0	n/a	0	n/a	0	n/a
2011	0	n/a	0	n/a	0	n/a
2012	0	n/a	0	n/a	0	n/a
2013	0	n/a	0	n/a	0	n/a
2014	300	n/a	1,211	n/a	1,211	n/a
2015	0	-100.0%	0	-100.0%	0	-100.0%
2016	0	n/a	0	n/a	0	n/a
2017	0	n/a	0	n/a	0	n/a
2018	0	n/a	0	n/a	0	n/a
2019	0	n/a	0	n/a	0	n/a
Total	**300**		**1,211**		**1,211**	

Data source: ARCOS (2006-2014) and Defendant Distribution Data (Anda 12/1996 - 1/2015)

Walgreens # 04558 (7/2000 to 12/2017)
DEA: BW6664379
300 Gough Street
San Francisco, CA 94102

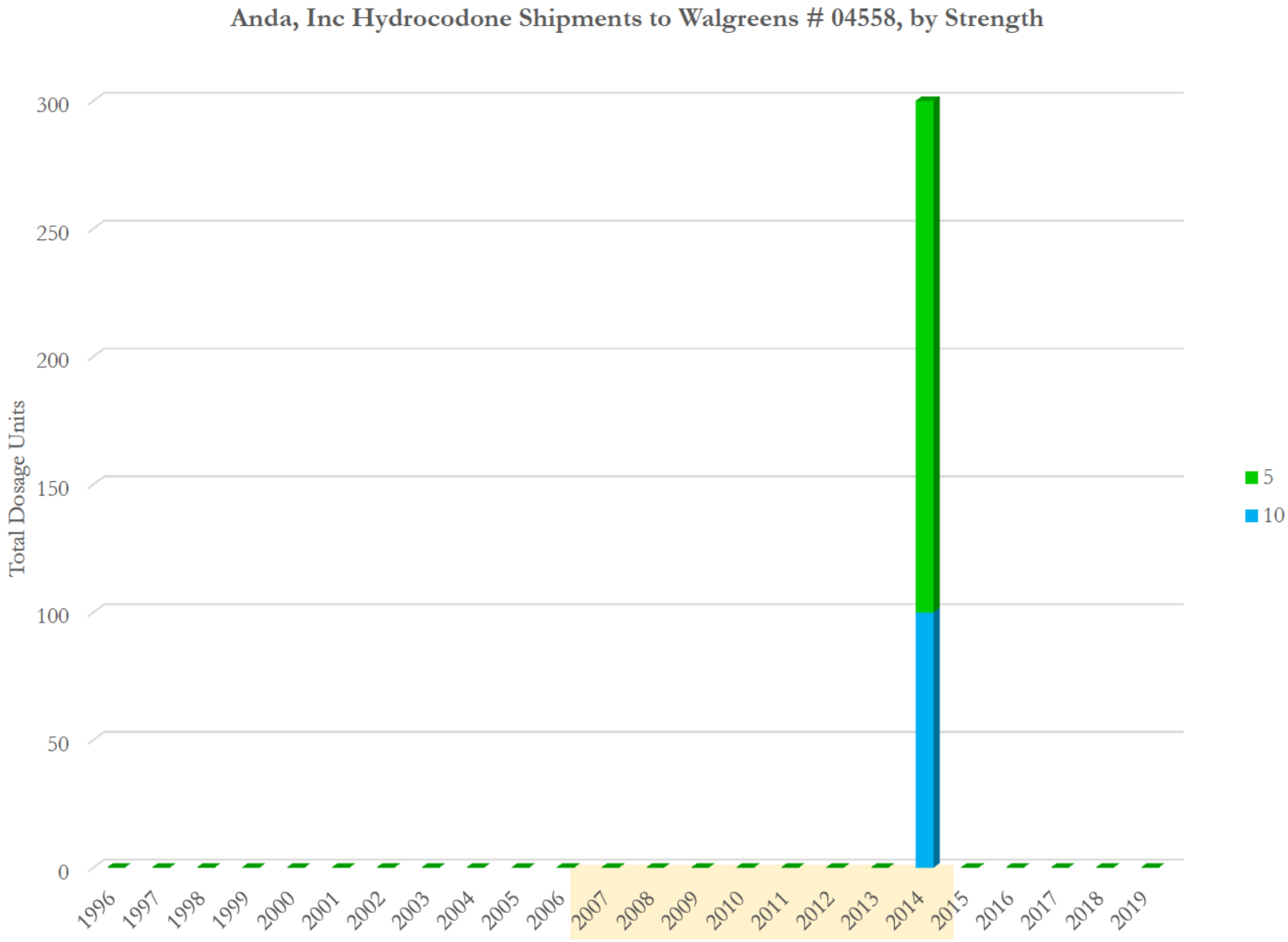

Data source: ARCOS (2006-2014) and Defendant Distribution Data (Anda 12/1996 - 1/2015)

Walgreens # 04558 (7/2000 to 12/2017)
DEA: BW6664379
300 Gough Street
San Francisco, CA 94102

Anda, Inc Hydrocodone Shipments to Walgreens # 04558, by Strength

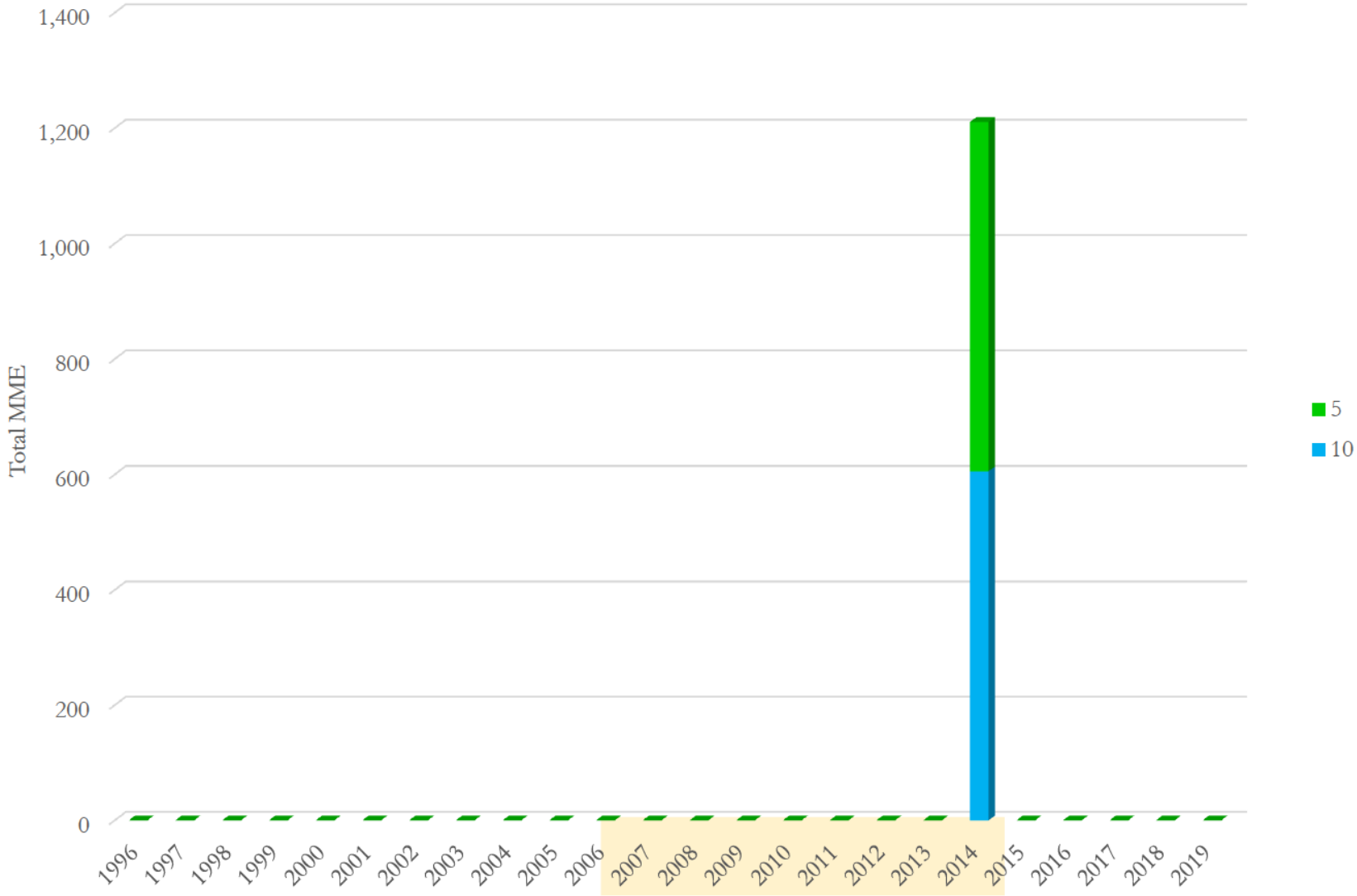

Data source: ARCOS (2006-2014) and Defendant Distribution Data (Anda 12/1996 - 1/2015)

Walgreens # 04558 (7/2000 to 12/2017)
DEA: BW6664379
300 Gough Street
San Francisco, CA 94102

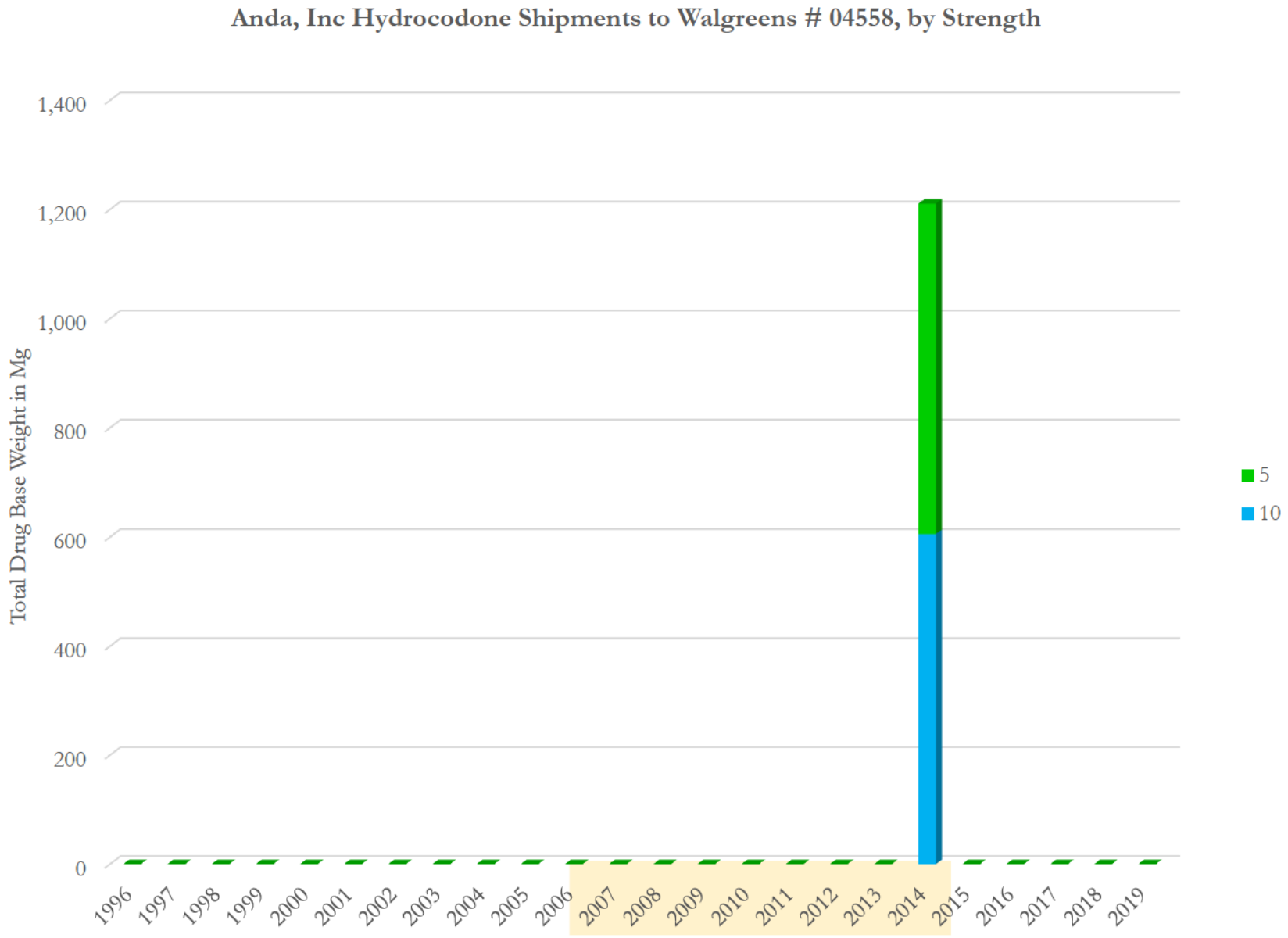

Data source: ARCOS (2006-2014) and Defendant Distribution Data (Anda 12/1996 - 1/2015)

Anda, Inc Hydrocodone Shipments to Walgreens # 04558, by Strength
(Total Dosage Units)

Strength Year\	10	5	Total	Avg. Str
1996	0	0	**0**	
1997	0	0	**0**	
1998	0	0	**0**	
1999	0	0	**0**	
2000	0	0	**0**	
2001	0	0	**0**	
2002	0	0	**0**	
2003	0	0	**0**	
2004	0	0	**0**	
2005	0	0	**0**	
2006	0	0	**0**	
2007	0	0	**0**	
2008	0	0	**0**	
2009	0	0	**0**	
2010	0	0	**0**	
2011	0	0	**0**	
2012	0	0	**0**	
2013	0	0	**0**	
2014	100	200	**300**	6.67
2015	0	0	**0**	
2016	0	0	**0**	
2017	0	0	**0**	
2018	0	0	**0**	
2019	0	0	**0**	
Total	**100**	**200**	**300**	6.67

Data source: ARCOS (2006-2014) and Defendant Distribution Data (Anda 12/1996 - 1/2015)

Anda, Inc Hydrocodone Shipments to Walgreens # 04558, by Strength
(Total MME)

Strength Year\	10	5	Total	Avg. Str
1996	0	0	**0**	
1997	0	0	**0**	
1998	0	0	**0**	
1999	0	0	**0**	
2000	0	0	**0**	
2001	0	0	**0**	
2002	0	0	**0**	
2003	0	0	**0**	
2004	0	0	**0**	
2005	0	0	**0**	
2006	0	0	**0**	
2007	0	0	**0**	
2008	0	0	**0**	
2009	0	0	**0**	
2010	0	0	**0**	
2011	0	0	**0**	
2012	0	0	**0**	
2013	0	0	**0**	
2014	605	605	**1,211**	6.67
2015	0	0	**0**	
2016	0	0	**0**	
2017	0	0	**0**	
2018	0	0	**0**	
2019	0	0	**0**	
Total	**605**	**605**	**1,211**	6.67

Data source: ARCOS (2006-2014) and Defendant Distribution Data (Anda 12/1996 - 1/2015)

Anda, Inc Hydrocodone Shipments to Walgreens # 04558, by Strength
(Total Drug Base Weight in Milligram)

Strength Year\	10	5	Total	Avg. Str
1996	0	0	**0**	
1997	0	0	**0**	
1998	0	0	**0**	
1999	0	0	**0**	
2000	0	0	**0**	
2001	0	0	**0**	
2002	0	0	**0**	
2003	0	0	**0**	
2004	0	0	**0**	
2005	0	0	**0**	
2006	0	0	**0**	
2007	0	0	**0**	
2008	0	0	**0**	
2009	0	0	**0**	
2010	0	0	**0**	
2011	0	0	**0**	
2012	0	0	**0**	
2013	0	0	**0**	
2014	605	605	**1,211**	6.67
2015	0	0	**0**	
2016	0	0	**0**	
2017	0	0	**0**	
2018	0	0	**0**	
2019	0	0	**0**	
Total	**605**	**605**	**1,211**	6.67

Data source: ARCOS (2006-2014) and Defendant Distribution Data (Anda 12/1996 - 1/2015)

Walgreens # 04558 (7/2000 to 12/2017)
DEA: BW6664379
300 Gough Street
San Francisco, CA 94102

Walgreen Co Hydrocodone Shipments to Walgreens # 04558

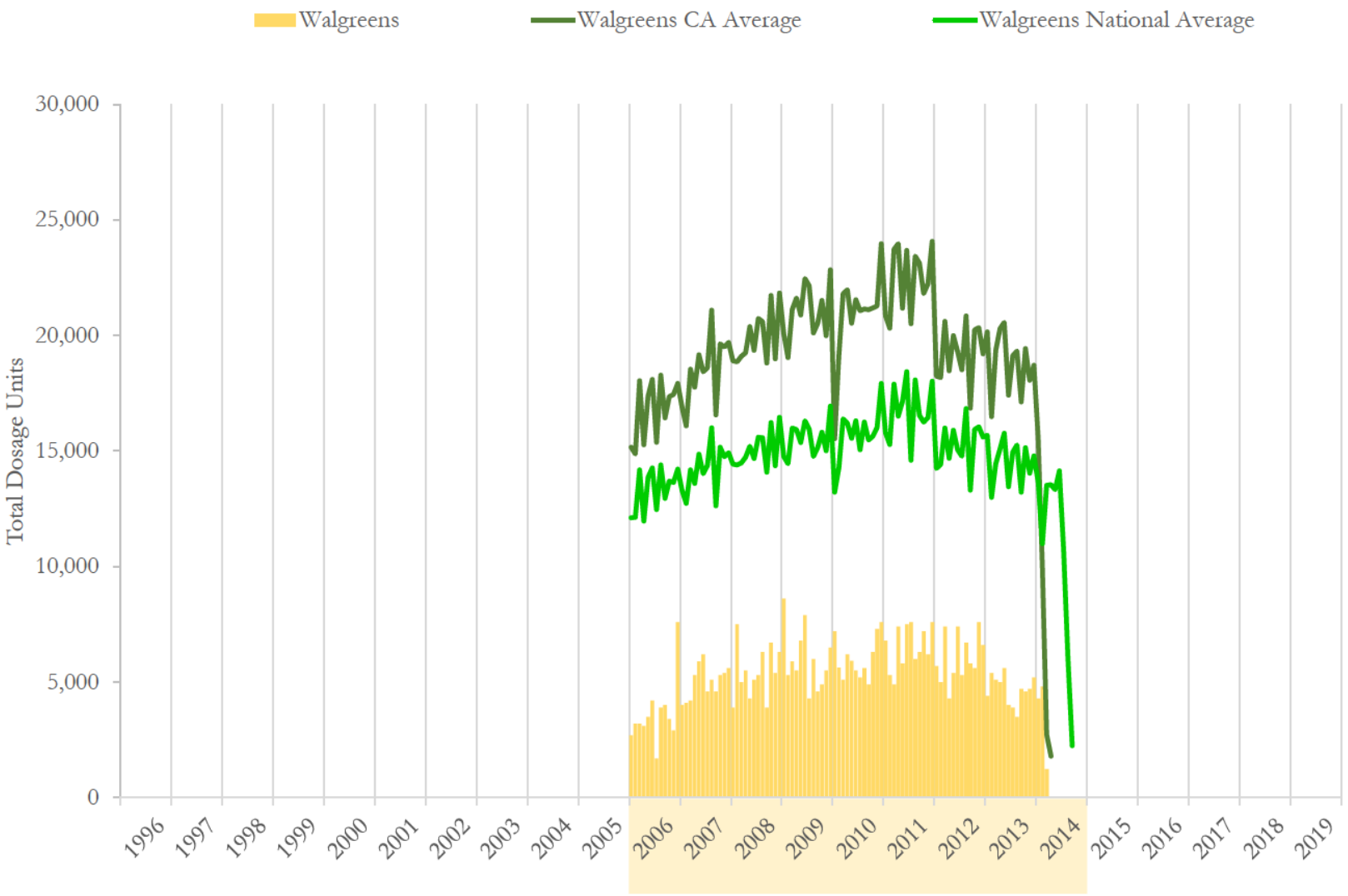

National and state averages reflect hydrocodone shipped from Walgreen Co to all active pharmacies each month.
Data source: ARCOS (2006-2014) and Defendant Distribution Data (Walgreens 1/2006 - 3/2014)

Walgreens # 04558 (7/2000 to 12/2017)
DEA: BW6664379
300 Gough Street
San Francisco, CA 94102

Walgreen Co Hydrocodone Shipments to Walgreens # 04558

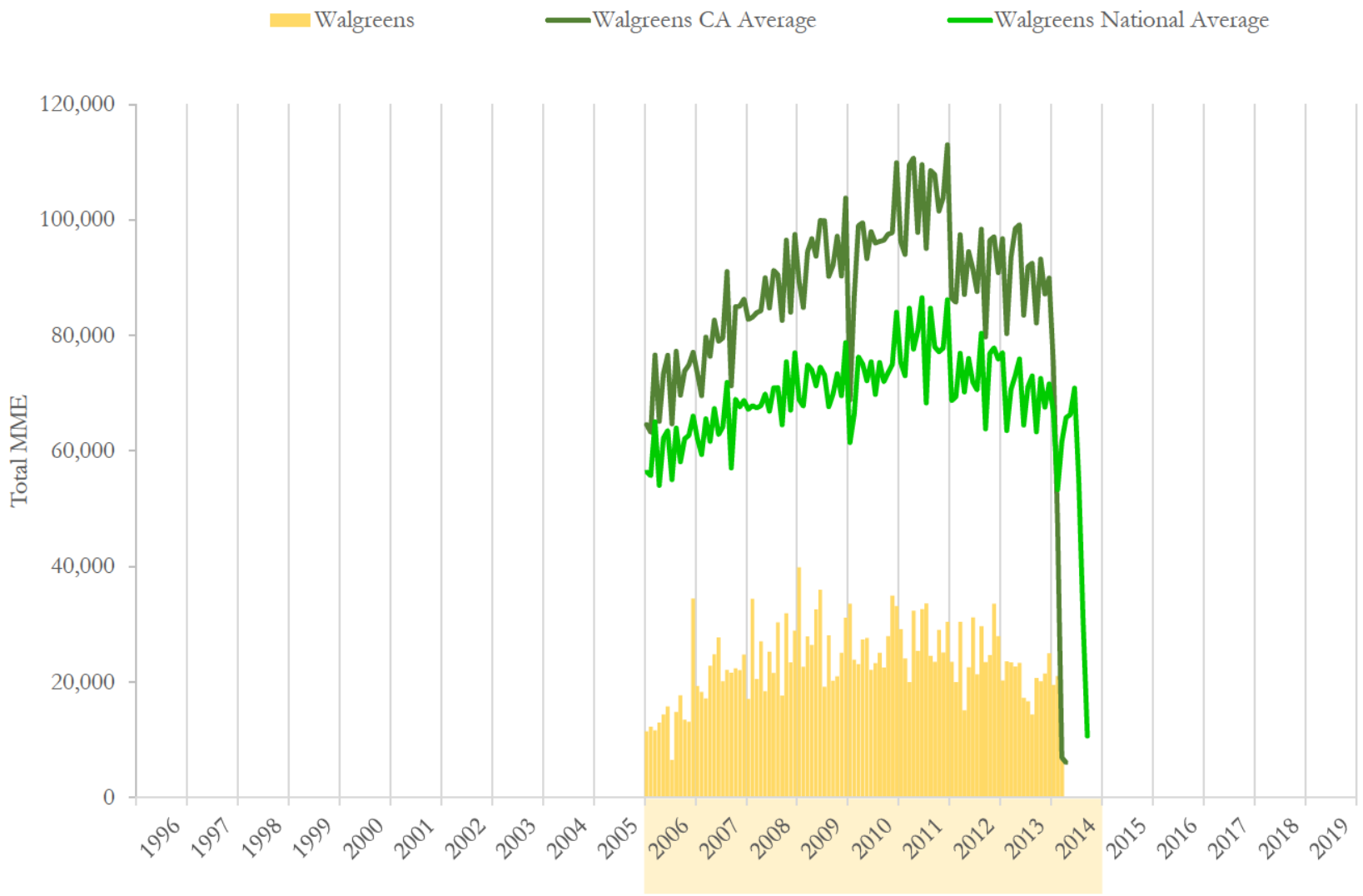

National and state averages reflect hydrocodone shipped from Walgreen Co to all active pharmacies each month.
Data source: ARCOS (2006-2014) and Defendant Distribution Data (Walgreens 1/2006 - 3/2014)

Walgreens # 04558 (7/2000 to 12/2017)
DEA: BW6664379
300 Gough Street
San Francisco, CA 94102

Walgreen Co Hydrocodone Shipments to Walgreens # 04558

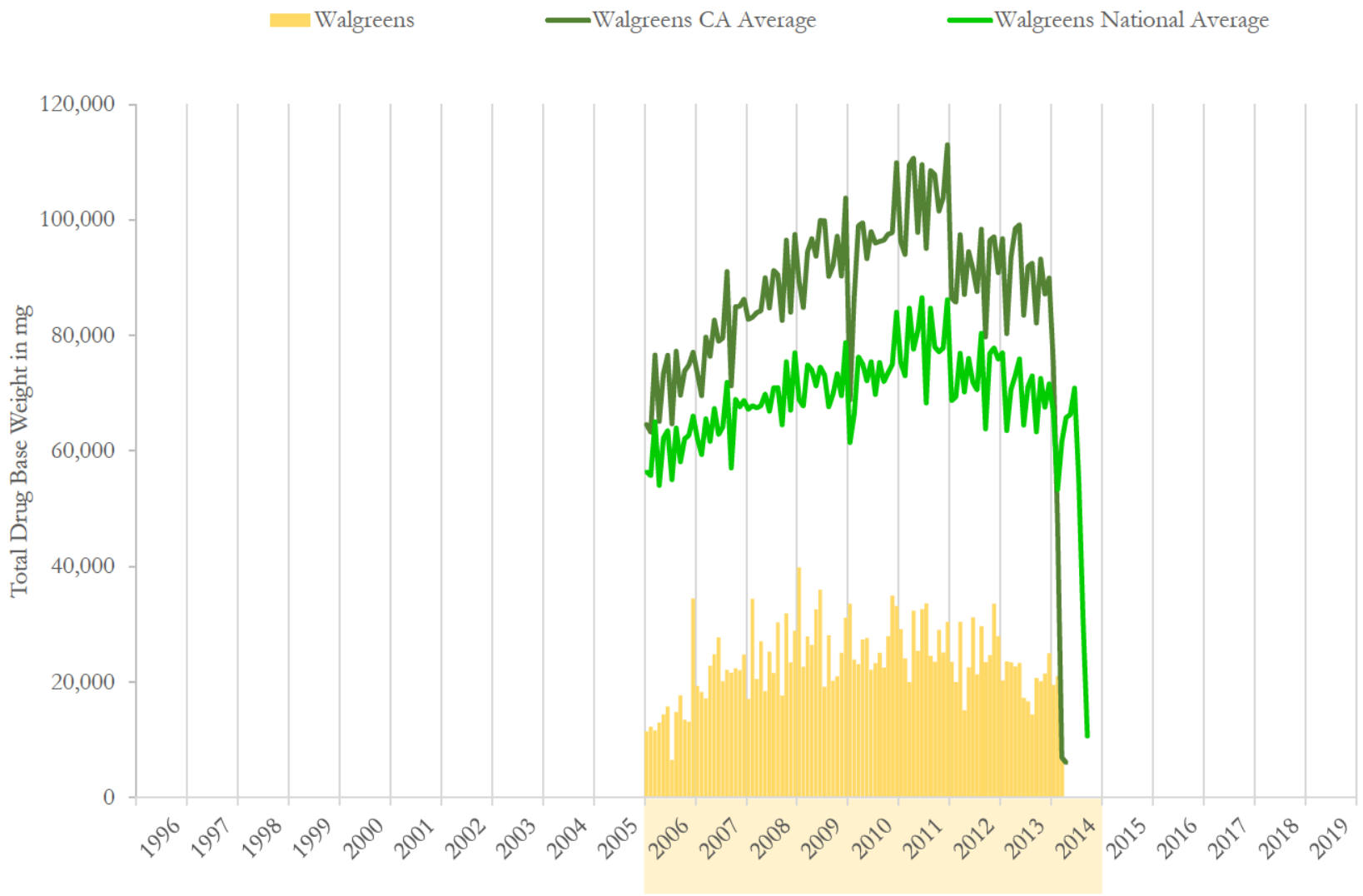

National and state averages reflect hydrocodone shipped from Walgreen Co to all active pharmacies each month.
Data source: ARCOS (2006-2014) and Defendant Distribution Data (Walgreens 1/2006 - 3/2014)

Walgreens # 04558 (7/2000 to 12/2017)
DEA: BW6664379
300 Gough Street
San Francisco, CA 94102

Walgreen Co Hydrocodone Shipments to Walgreens # 04558

	Dosage Units		MME		Drug Base Weight in mg	
Date	Walgreens	% Change	Walgreens	% Change	Walgreens	% Change
01/2006	2,700	n/a	11,454	n/a	11,454	n/a
02/2006	3,200	18.5%	12,243	6.9%	12,243	6.9%
03/2006	3,200	0.0%	11,613	-5.1%	11,613	-5.1%
04/2006	3,100	-3.1%	12,984	11.8%	12,984	11.8%
05/2006	3,500	12.9%	14,378	10.7%	14,378	10.7%
06/2006	4,200	20.0%	15,740	9.5%	15,740	9.5%
07/2006	1,700	-59.5%	6,508	-58.7%	6,508	-58.7%
08/2006	3,900	129.4%	14,824	127.8%	14,824	127.8%
09/2006	4,000	2.6%	17,692	19.3%	17,692	19.3%
10/2006	3,400	-15.0%	13,454	-24.0%	13,454	-24.0%
11/2006	2,900	-14.7%	13,127	-2.4%	13,127	-2.4%
12/2006	7,600	162.1%	34,492	162.8%	34,492	162.8%
01/2007	4,000	-47.4%	19,316	-44.0%	19,316	-44.0%
02/2007	4,100	2.5%	18,281	-5.4%	18,281	-5.4%
03/2007	4,200	2.4%	17,173	-6.1%	17,173	-6.1%
04/2007	5,300	26.2%	22,846	33.0%	22,846	33.0%
05/2007	5,900	11.3%	24,805	8.6%	24,805	8.6%
06/2007	6,200	5.1%	27,689	11.6%	27,689	11.6%
07/2007	4,600	-25.8%	20,097	-27.4%	20,097	-27.4%
08/2007	5,100	10.9%	22,081	9.9%	22,081	9.9%
09/2007	4,600	-9.8%	21,602	-2.2%	21,602	-2.2%
10/2007	5,300	15.2%	22,375	3.6%	22,375	3.6%
11/2007	5,400	1.9%	22,040	-1.5%	22,040	-1.5%
12/2007	5,600	3.7%	24,764	12.4%	24,764	12.4%

Data source: ARCOS (2006-2014) and Defendant Distribution Data (Walgreens 1/2006 - 3/2014)

Walgreens # 04558 (7/2000 to 12/2017)
DEA: BW6664379
300 Gough Street
San Francisco, CA 94102

Walgreen Co Hydrocodone Shipments to Walgreens # 04558

	Dosage Units		MME		Drug Base Weight in mg	
Date	Walgreens	% Change	Walgreens	% Change	Walgreens	% Change
01/2008	3,900	-30.4%	17,070	-31.1%	17,070	-31.1%
02/2008	7,500	92.3%	34,451	101.8%	34,451	101.8%
03/2008	5,000	-33.3%	20,559	-40.3%	20,559	-40.3%
04/2008	5,500	10.0%	27,059	31.6%	27,059	31.6%
05/2008	4,300	-21.8%	18,424	-31.9%	18,424	-31.9%
06/2008	5,100	18.6%	25,227	36.9%	25,227	36.9%
07/2008	5,300	3.9%	21,594	-14.4%	21,594	-14.4%
08/2008	6,300	18.9%	30,356	40.6%	30,356	40.6%
09/2008	3,900	-38.1%	17,659	-41.8%	17,659	-41.8%
10/2008	6,700	71.8%	31,894	80.6%	31,894	80.6%
11/2008	5,400	-19.4%	23,402	-26.6%	23,402	-26.6%
12/2008	6,300	16.7%	28,851	23.3%	28,851	23.3%
01/2009	8,620	36.8%	39,853	38.1%	39,853	38.1%
02/2009	5,300	-38.5%	22,646	-43.2%	22,646	-43.2%
03/2009	5,900	11.3%	27,918	23.3%	27,918	23.3%
04/2009	5,500	-6.8%	26,397	-5.4%	26,397	-5.4%
05/2009	6,800	23.6%	32,586	23.4%	32,586	23.4%
06/2009	7,900	16.2%	35,981	10.4%	35,981	10.4%
07/2009	4,300	-45.6%	19,173	-46.7%	19,173	-46.7%
08/2009	6,000	39.5%	28,102	46.6%	28,102	46.6%
09/2009	4,600	-23.3%	20,216	-28.1%	20,216	-28.1%
10/2009	4,900	6.5%	20,997	3.9%	20,997	3.9%
11/2009	5,500	12.2%	25,092	19.5%	25,092	19.5%
12/2009	6,500	18.2%	31,121	24.0%	31,121	24.0%

Data source: ARCOS (2006-2014) and Defendant Distribution Data (Walgreens 1/2006 - 3/2014)

Walgreens # 04558 (7/2000 to 12/2017)
DEA: BW6664379
300 Gough Street
San Francisco, CA 94102

Walgreen Co Hydrocodone Shipments to Walgreens # 04558

	Dosage Units		MME		Drug Base Weight in mg	
Date	Walgreens	% Change	Walgreens	% Change	Walgreens	% Change
01/2010	7,200	10.8%	33,559	7.8%	33,559	7.8%
02/2010	5,620	-21.9%	23,851	-28.9%	23,851	-28.9%
03/2010	5,100	-9.3%	23,075	-3.3%	23,075	-3.3%
04/2010	6,200	21.6%	27,354	18.5%	27,354	18.5%
05/2010	5,920	-4.5%	27,634	1.0%	27,634	1.0%
06/2010	5,500	-7.1%	22,081	-20.1%	22,081	-20.1%
07/2010	5,200	-5.5%	23,267	5.4%	23,267	5.4%
08/2010	5,600	7.7%	25,092	7.8%	25,092	7.8%
09/2010	4,900	-12.5%	22,494	-10.4%	22,494	-10.4%
10/2010	6,300	28.6%	27,975	24.4%	27,975	24.4%
11/2010	7,300	15.9%	34,937	24.9%	34,937	24.9%
12/2010	7,600	4.1%	33,121	-5.2%	33,121	-5.2%
01/2011	6,800	-10.5%	29,186	-11.9%	29,186	-11.9%
02/2011	5,300	-22.1%	24,065	-17.5%	24,065	-17.5%
03/2011	4,900	-7.5%	19,978	-17.0%	19,978	-17.0%
04/2011	7,400	51.0%	32,381	62.1%	32,381	62.1%
05/2011	5,800	-21.6%	25,394	-21.6%	25,394	-21.6%
06/2011	7,500	29.3%	32,643	28.5%	32,643	28.5%
07/2011	7,600	1.3%	33,600	2.9%	33,600	2.9%
08/2011	6,000	-21.1%	24,502	-27.1%	24,502	-27.1%
09/2011	6,300	5.0%	23,459	-4.3%	23,459	-4.3%
10/2011	7,200	14.3%	29,027	23.7%	29,027	23.7%
11/2011	6,200	-13.9%	25,124	-13.4%	25,124	-13.4%
12/2011	7,600	22.6%	30,421	21.1%	30,421	21.1%

Data source: ARCOS (2006-2014) and Defendant Distribution Data (Walgreens 1/2006 - 3/2014)

Walgreens # 04558 (7/2000 to 12/2017)
DEA: BW6664379
300 Gough Street
San Francisco, CA 94102

Walgreen Co Hydrocodone Shipments to Walgreens # 04558

	Dosage Units		MME		Drug Base Weight in mg	
Date	Walgreens	% Change	Walgreens	% Change	Walgreens	% Change
01/2012	5,700	-25.0%	23,459	-22.9%	23,459	-22.9%
02/2012	5,000	-12.3%	19,978	-14.8%	19,978	-14.8%
03/2012	7,400	48.0%	30,421	52.3%	30,421	52.3%
04/2012	4,300	-41.9%	15,119	-50.3%	15,119	-50.3%
05/2012	5,400	25.6%	22,551	49.2%	22,551	49.2%
06/2012	7,400	37.0%	31,178	38.3%	31,178	38.3%
07/2012	5,300	-28.4%	21,332	-31.6%	21,332	-31.6%
08/2012	6,700	26.4%	29,648	39.0%	29,648	39.0%
09/2012	5,800	-13.4%	23,451	-20.9%	23,451	-20.9%
10/2012	5,600	-3.4%	24,670	5.2%	24,670	5.2%
11/2012	7,600	35.7%	33,583	36.1%	33,583	36.1%
12/2012	6,600	-13.2%	27,984	-16.7%	27,984	-16.7%
01/2013	4,400	-33.3%	20,232	-27.7%	20,232	-27.7%
02/2013	5,400	22.7%	23,594	16.6%	23,594	16.6%
03/2013	5,100	-5.6%	23,394	-0.8%	23,394	-0.8%
04/2013	5,000	-2.0%	22,703	-3.0%	22,703	-3.0%
05/2013	5,600	12.0%	23,308	2.7%	23,308	2.7%
06/2013	4,000	-28.6%	17,254	-26.0%	17,254	-26.0%
07/2013	3,900	-2.5%	16,649	-3.5%	16,649	-3.5%
08/2013	3,500	-10.3%	14,378	-13.6%	14,378	-13.6%
09/2013	4,700	34.3%	20,735	44.2%	20,735	44.2%
10/2013	4,600	-2.1%	20,130	-2.9%	20,130	-2.9%
11/2013	4,700	2.2%	21,492	6.8%	21,492	6.8%
12/2013	5,200	10.6%	24,973	16.2%	24,973	16.2%

Data source: ARCOS (2006-2014) and Defendant Distribution Data (Walgreens 1/2006 - 3/2014)

Walgreens # 04558 (7/2000 to 12/2017)
DEA: BW6664379
300 Gough Street
San Francisco, CA 94102

Walgreen Co Hydrocodone Shipments to Walgreens # 04558

	Dosage Units		MME		Drug Base Weight in mg	
Date	Walgreens	% Change	Walgreens	% Change	Walgreens	% Change
01/2014	4,300	-17.3%	19,508	-21.9%	19,508	-21.9%
02/2014	4,800	11.6%	21,038	7.8%	21,038	7.8%
03/2014	1,230	-74.4%	6,750	-67.9%	6,750	-67.9%
04/2014	0	-100.0%	0	-100.0%	0	-100.0%
05/2014	0	n/a	0	n/a	0	n/a
06/2014	0	n/a	0	n/a	0	n/a
07/2014	0	n/a	0	n/a	0	n/a
08/2014	0	n/a	0	n/a	0	n/a
09/2014	0	n/a	0	n/a	0	n/a
10/2014	0	n/a	0	n/a	0	n/a
11/2014	0	n/a	0	n/a	0	n/a
12/2014	0	n/a	0	n/a	0	n/a
01/2015	0	n/a	0	n/a	0	n/a
02/2015	0	n/a	0	n/a	0	n/a
03/2015	0	n/a	0	n/a	0	n/a
04/2015	0	n/a	0	n/a	0	n/a
05/2015	0	n/a	0	n/a	0	n/a
06/2015	0	n/a	0	n/a	0	n/a
07/2015	0	n/a	0	n/a	0	n/a
08/2015	0	n/a	0	n/a	0	n/a
09/2015	0	n/a	0	n/a	0	n/a
10/2015	0	n/a	0	n/a	0	n/a
11/2015	0	n/a	0	n/a	0	n/a
12/2015	0	n/a	0	n/a	0	n/a

Data source: ARCOS (2006-2014) and Defendant Distribution Data (Walgreens 1/2006 - 3/2014)

Walgreen Co Hydrocodone Shipments to Walgreens # 04558

	Dosage Units		MME		Drug Base Weight in mg	
Date	Walgreens	% Change	Walgreens	% Change	Walgreens	% Change
1996	0		0		0	
1997	0	n/a	0	n/a	0	n/a
1998	0	n/a	0	n/a	0	n/a
1999	0	n/a	0	n/a	0	n/a
2000	0	n/a	0	n/a	0	n/a
2001	0	n/a	0	n/a	0	n/a
2002	0	n/a	0	n/a	0	n/a
2003	0	n/a	0	n/a	0	n/a
2004	0	n/a	0	n/a	0	n/a
2005	0	n/a	0	n/a	0	n/a
2006	43,400	n/a	178,509	n/a	178,509	n/a
2007	60,300	38.9%	263,070	47.4%	263,070	47.4%
2008	65,200	8.1%	296,548	12.7%	296,548	12.7%
2009	71,820	10.2%	330,082	11.3%	330,082	11.3%
2010	72,440	0.9%	324,441	-1.7%	324,441	-1.7%
2011	78,600	8.5%	329,781	1.6%	329,781	1.6%
2012	72,800	-7.4%	303,376	-8.0%	303,376	-8.0%
2013	56,100	-22.9%	248,841	-18.0%	248,841	-18.0%
2014	10,330	-81.6%	47,296	-81.0%	47,296	-81.0%
2015	0	-100.0%	0	-100.0%	0	-100.0%
2016	0	n/a	0	n/a	0	n/a
2017	0	n/a	0	n/a	0	n/a
2018	0	n/a	0	n/a	0	n/a
2019	0	n/a	0	n/a	0	n/a
Total	**530,990**		**2,321,942**		**2,321,942**	

Data source: ARCOS (2006-2014) and Defendant Distribution Data (Walgreens 1/2006 - 3/2014)

Walgreens # 04558 (7/2000 to 12/2017)
DEA: BW6664379
300 Gough Street
San Francisco, CA 94102

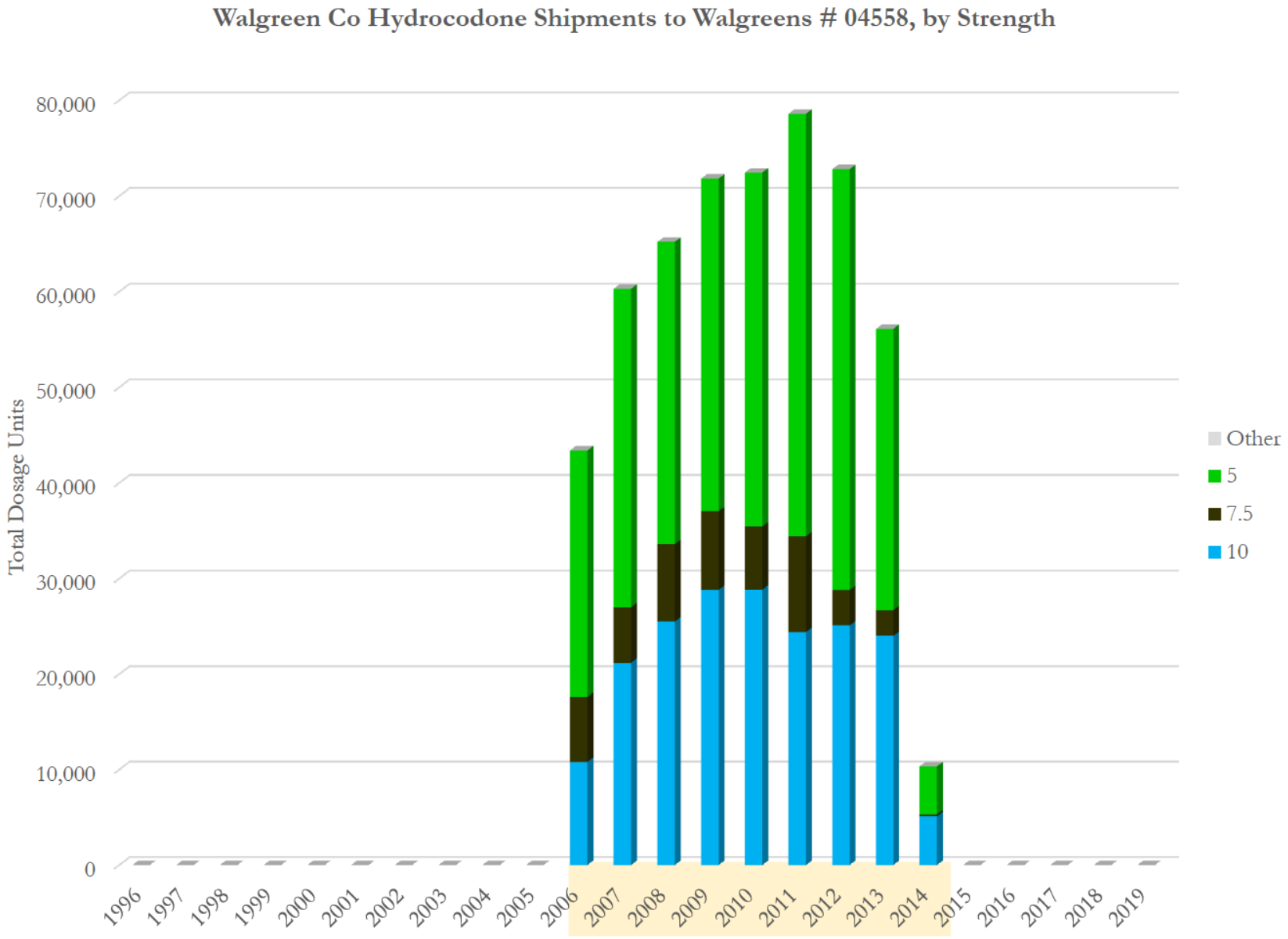

Data source: ARCOS (2006-2014) and Defendant Distribution Data (Walgreens 1/2006 - 3/2014)

Walgreens # 04558 (7/2000 to 12/2017)
DEA: BW6664379
300 Gough Street
San Francisco, CA 94102

Walgreen Co Hydrocodone Shipments to Walgreens # 04558, by Strength

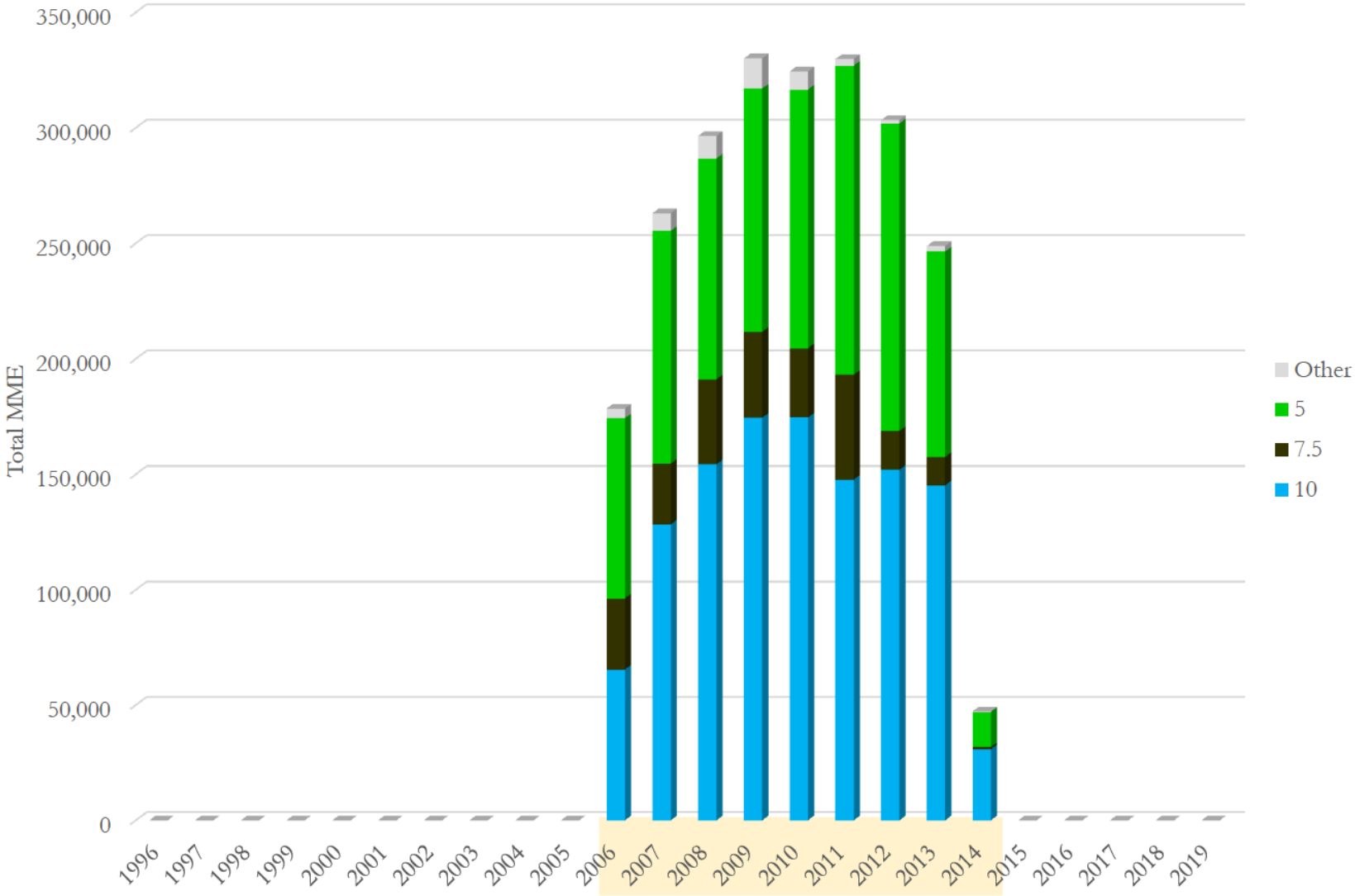

Data source: ARCOS (2006-2014) and Defendant Distribution Data (Walgreens 1/2006 - 3/2014)

Walgreens # 04558 (7/2000 to 12/2017)
DEA: BW6664379
300 Gough Street
San Francisco, CA 94102

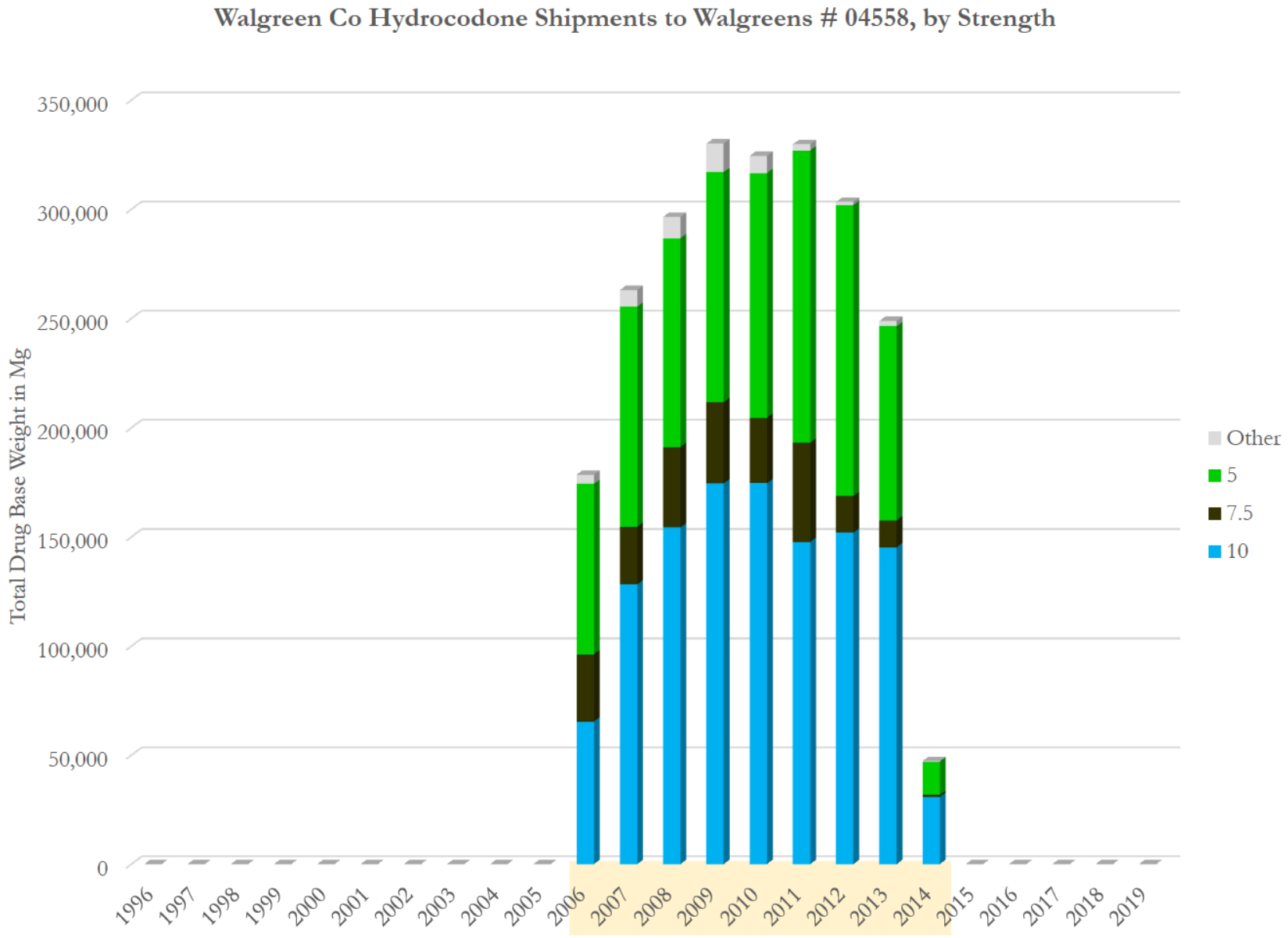

Data source: ARCOS (2006-2014) and Defendant Distribution Data (Walgreens 1/2006 - 3/2014)

Walgreens # 04558 (7/2000 to 12/2017)
DEA: BW6664379
300 Gough Street
San Francisco, CA 94102

Walgreen Co Hydrocodone Shipments to Walgreens # 04558, by Strength
(Total Dosage Units)

Strength Year\	10	7.5	5	Other	Total	Avg. Str
1996	0	0	0	0	**0**	
1997	0	0	0	0	**0**	
1998	0	0	0	0	**0**	
1999	0	0	0	0	**0**	
2000	0	0	0	0	**0**	
2001	0	0	0	0	**0**	
2002	0	0	0	0	**0**	
2003	0	0	0	0	**0**	
2004	0	0	0	0	**0**	
2005	0	0	0	0	**0**	
2006	10,800	6,800	25,800	0	**43,400**	6.64
2007	21,200	5,800	33,300	0	**60,300**	7.00
2008	25,500	8,100	31,600	0	**65,200**	7.27
2009	28,820	8,200	34,800	0	**71,820**	7.29
2010	28,840	6,600	37,000	0	**72,440**	7.22
2011	24,400	10,000	44,200	0	**78,600**	6.87
2012	25,100	3,700	44,000	0	**72,800**	6.85
2013	24,000	2,700	29,400	0	**56,100**	7.26
2014	5,100	200	5,030	0	**10,330**	7.52
2015	0	0	0	0	**0**	
2016	0	0	0	0	**0**	
2017	0	0	0	0	**0**	
2018	0	0	0	0	**0**	
2019	0	0	0	0	**0**	
Total	**193,760**	**52,100**	**285,130**	**0**	**530,990**	7.07

Data source: ARCOS (2006-2014) and Defendant Distribution Data (Walgreens 1/2006 - 3/2014)

Walgreens # 04558 (7/2000 to 12/2017)
DEA: BW6664379
300 Gough Street
San Francisco, CA 94102

Walgreen Co Hydrocodone Shipments to Walgreens # 04558, by Strength (Total MME)

Strength Year\	10	7.5	5	Other	Total	Avg. Str
1996	0	0	0	0	**0**	
1997	0	0	0	0	**0**	
1998	0	0	0	0	**0**	
1999	0	0	0	0	**0**	
2000	0	0	0	0	**0**	
2001	0	0	0	0	**0**	
2002	0	0	0	0	**0**	
2003	0	0	0	0	**0**	
2004	0	0	0	0	**0**	
2005	0	0	0	0	**0**	
2006	65,383	30,875	78,097	4,154	**178,509**	6.64
2007	128,345	26,335	100,799	7,591	**263,070**	7.00
2008	154,377	36,778	95,653	9,740	**296,548**	7.27
2009	174,476	37,232	105,340	13,034	**330,082**	7.29
2010	174,597	29,967	111,999	7,878	**324,441**	7.22
2011	147,718	45,405	133,793	2,865	**329,781**	6.87
2012	151,955	16,800	133,188	1,432	**303,376**	6.85
2013	145,296	12,259	88,994	2,292	**248,841**	7.26
2014	30,875	908	15,226	286	**47,296**	7.52
2015	0	0	0	0	**0**	
2016	0	0	0	0	**0**	
2017	0	0	0	0	**0**	
2018	0	0	0	0	**0**	
2019	0	0	0	0	**0**	
Total	**1,173,023**	**236,560**	**863,089**	**49,271**	**2,321,942**	7.07

Data source: ARCOS (2006-2014) and Defendant Distribution Data (Walgreens 1/2006 - 3/2014)

Walgreens # 04558 (7/2000 to 12/2017)
DEA: BW6664379
300 Gough Street
San Francisco, CA 94102

Walgreen Co Hydrocodone Shipments to Walgreens # 04558, by Strength
(Total Drug Base Weight in Milligram)

Strength Year\	10	7.5	5	Other	Total	Avg. Str
1996	0	0	0	0	**0**	
1997	0	0	0	0	**0**	
1998	0	0	0	0	**0**	
1999	0	0	0	0	**0**	
2000	0	0	0	0	**0**	
2001	0	0	0	0	**0**	
2002	0	0	0	0	**0**	
2003	0	0	0	0	**0**	
2004	0	0	0	0	**0**	
2005	0	0	0	0	**0**	
2006	65,383	30,875	78,097	4,154	**178,509**	6.64
2007	128,345	26,335	100,799	7,591	**263,070**	7.00
2008	154,377	36,778	95,653	9,740	**296,548**	7.27
2009	174,476	37,232	105,340	13,034	**330,082**	7.29
2010	174,597	29,967	111,999	7,878	**324,441**	7.22
2011	147,718	45,405	133,793	2,865	**329,781**	6.87
2012	151,955	16,800	133,188	1,432	**303,376**	6.85
2013	145,296	12,259	88,994	2,292	**248,841**	7.26
2014	30,875	908	15,226	286	**47,296**	7.52
2015	0	0	0	0	**0**	
2016	0	0	0	0	**0**	
2017	0	0	0	0	**0**	
2018	0	0	0	0	**0**	
2019	0	0	0	0	**0**	
Total	**1,173,023**	**236,560**	**863,089**	**49,271**	**2,321,942**	7.07

Data source: ARCOS (2006-2014) and Defendant Distribution Data (Walgreens 1/2006 - 3/2014)

Walgreens # 01120 (1/1996 to 12/2017)
DEA: AW2142848
4645 Mission St
San Francisco, CA 94112

Walgreen Co Oxycodone Shipments to Walgreens # 01120

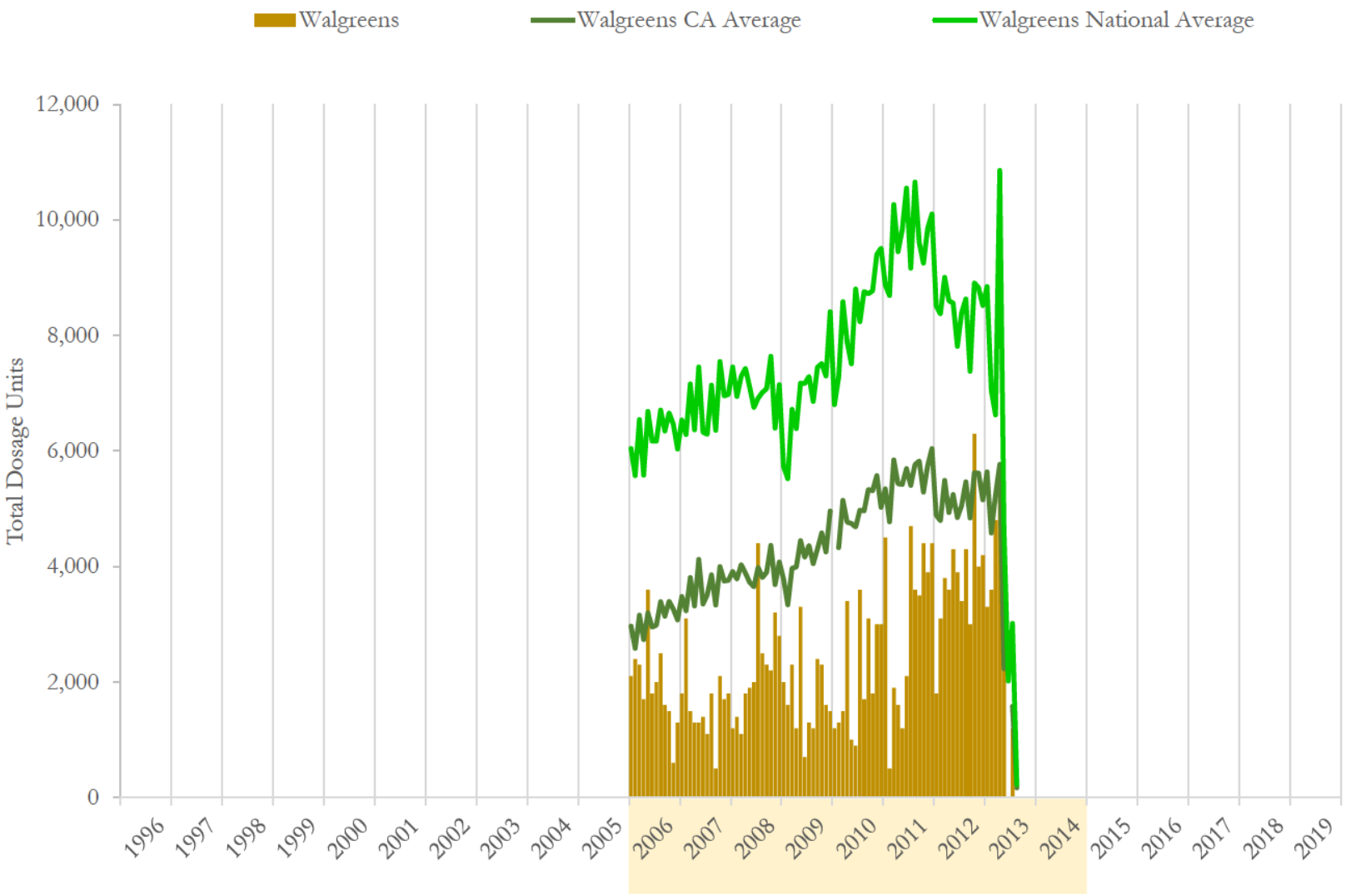

National and state averages reflect oxycodone shipped from Walgreen Co to all active pharmacies each month.
Data source: ARCOS (2006-2014) and Defendant Distribution Data (Walgreens 1/2006 - 3/2014)

Walgreens # 01120 (1/1996 to 12/2017)
DEA: AW2142848
4645 Mission St
San Francisco, CA 94112

Walgreen Co Oxycodone Shipments to Walgreens # 01120

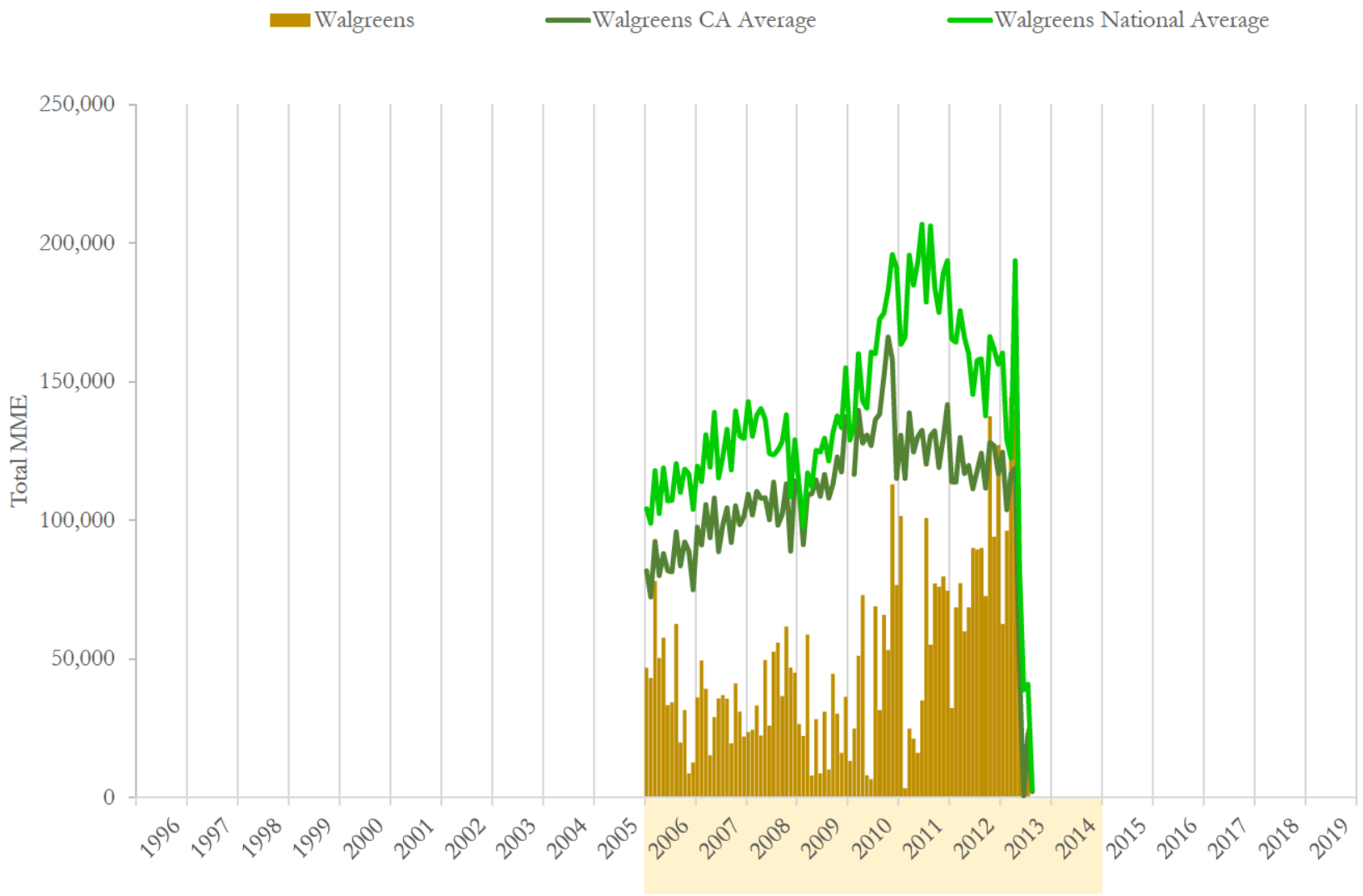

National and state averages reflect oxycodone shipped from Walgreen Co to all active pharmacies each month.
Data source: ARCOS (2006-2014) and Defendant Distribution Data (Walgreens 1/2006 - 3/2014)

Walgreens # 01120 (1/1996 to 12/2017)
DEA: AW2142848
4645 Mission St
San Francisco, CA 94112

Walgreen Co Oxycodone Shipments to Walgreens # 01120

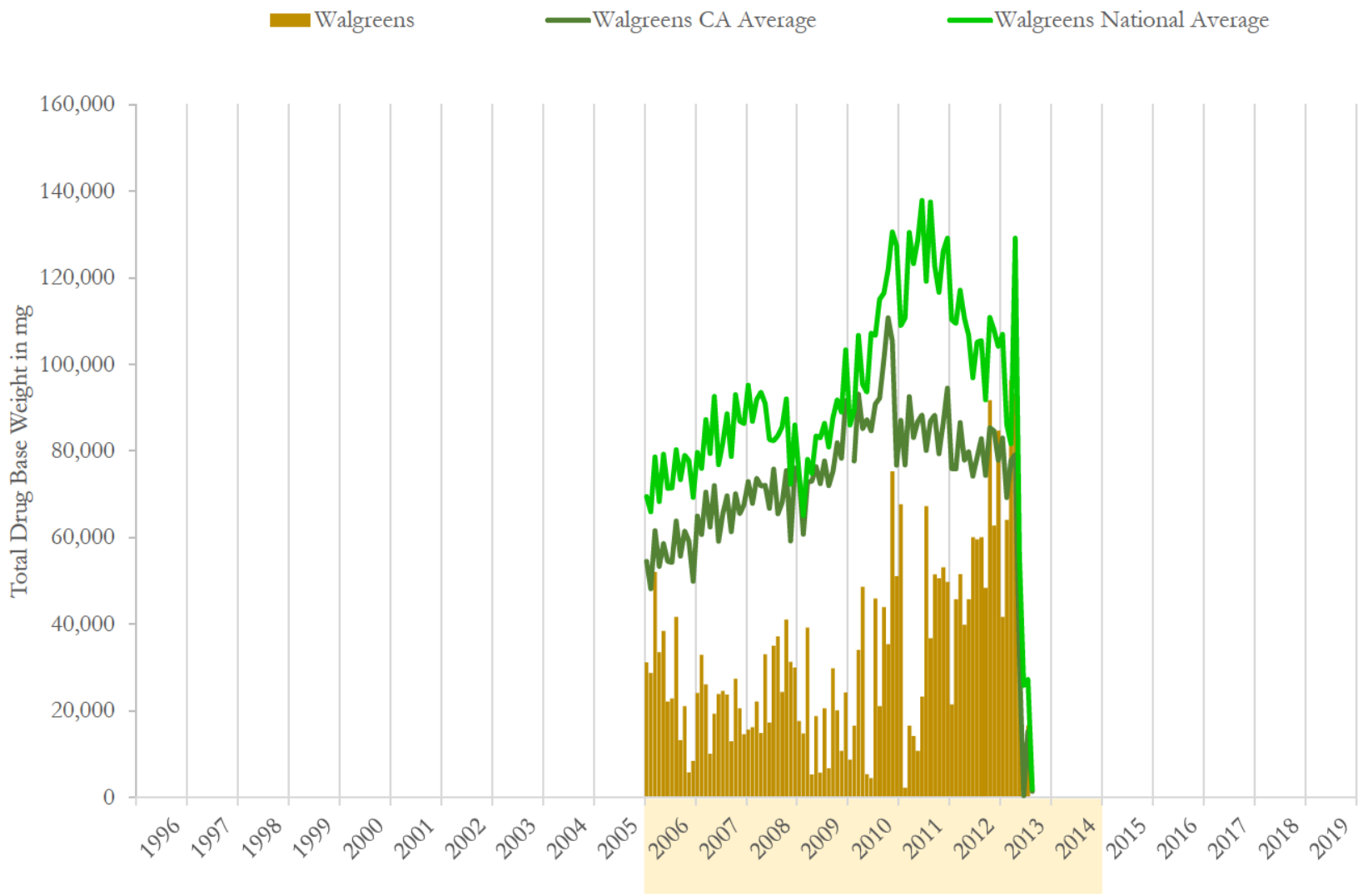

National and state averages reflect oxycodone shipped from Walgreen Co to all active pharmacies each month.
Data source: ARCOS (2006-2014) and Defendant Distribution Data (Walgreens 1/2006 - 3/2014)

Walgreens # 01120 (1/1996 to 12/2017)
DEA: AW2142848
4645 Mission St
San Francisco, CA 94112

Walgreen Co Oxycodone Shipments to Walgreens # 01120

	Dosage Units		MME		Drug Base Weight in mg	
Date	Walgreens	% Change	Walgreens	% Change	Walgreens	% Change
01/2006	2,100	n/a	46,797	n/a	31,198	n/a
02/2006	2,400	14.3%	43,166	-7.8%	28,777	-7.8%
03/2006	2,300	-4.2%	78,063	80.8%	52,042	80.8%
04/2006	1,700	-26.1%	50,361	-35.5%	33,574	-35.5%
05/2006	3,600	111.8%	57,622	14.4%	38,415	14.4%
06/2006	1,800	-50.0%	33,282	-42.2%	22,188	-42.2%
07/2006	2,000	11.1%	34,358	3.2%	22,906	3.2%
08/2006	2,500	25.0%	62,531	82.0%	41,687	82.0%
09/2006	1,600	-36.0%	19,835	-68.3%	13,223	-68.3%
10/2006	1,500	-6.3%	31,602	59.3%	21,068	59.3%
11/2006	600	-60.0%	8,741	-72.3%	5,827	-72.3%
12/2006	1,300	116.7%	12,640	44.6%	8,427	44.6%
01/2007	1,800	38.5%	36,174	186.2%	24,116	186.2%
02/2007	3,100	72.2%	49,487	36.8%	32,991	36.8%
03/2007	1,500	-51.6%	39,233	-20.7%	26,155	-20.7%
04/2007	1,300	-13.3%	15,196	-61.3%	10,130	-61.3%
05/2007	1,300	0.0%	29,033	91.1%	19,355	91.1%
06/2007	1,400	7.7%	35,824	23.4%	23,883	23.4%
07/2007	1,100	-21.4%	36,981	3.2%	24,654	3.2%
08/2007	1,800	63.6%	35,636	-3.6%	23,757	-3.6%
09/2007	500	-72.2%	19,499	-45.3%	12,999	-45.3%
10/2007	2,100	320.0%	41,203	111.3%	27,469	111.3%
11/2007	1,700	-19.0%	30,942	-24.9%	20,628	-24.9%
12/2007	1,800	5.9%	21,973	-29.0%	14,649	-29.0%

Data source: ARCOS (2006-2014) and Defendant Distribution Data (Walgreens 1/2006 - 3/2014)

Walgreens # 01120 (1/1996 to 12/2017)
DEA: AW2142848
4645 Mission St
San Francisco, CA 94112

Walgreen Co Oxycodone Shipments to Walgreens # 01120

	Dosage Units		MME		Drug Base Weight in mg	
Date	Walgreens	% Change	Walgreens	% Change	Walgreens	% Change
01/2008	1,200	-33.3%	23,580	7.3%	15,720	7.3%
02/2008	1,400	16.7%	24,346	3.2%	16,231	3.2%
03/2008	1,100	-21.4%	33,215	36.4%	22,144	36.4%
04/2008	1,800	63.6%	22,376	-32.6%	14,918	-32.6%
05/2008	1,900	5.6%	49,601	121.7%	33,067	121.7%
06/2008	2,000	5.3%	25,954	-47.7%	17,302	-47.7%
07/2008	4,400	120.0%	52,580	102.6%	35,053	102.6%
08/2008	2,500	-43.2%	55,807	6.1%	37,205	6.1%
09/2008	2,300	-8.0%	36,644	-34.3%	24,430	-34.3%
10/2008	2,200	-4.3%	61,657	68.3%	41,105	68.3%
11/2008	3,200	45.5%	46,932	-23.9%	31,288	-23.9%
12/2008	2,800	-12.5%	45,049	-4.0%	30,033	-4.0%
01/2009	2,000	-28.6%	26,492	-41.2%	17,661	-41.2%
02/2009	1,600	-20.0%	22,188	-16.2%	14,792	-16.2%
03/2009	2,300	43.8%	58,833	165.2%	39,222	165.2%
04/2009	1,200	-47.8%	7,934	-86.5%	5,289	-86.5%
05/2009	3,300	175.0%	28,240	255.9%	18,827	255.9%
06/2009	700	-78.8%	8,674	-69.3%	5,782	-69.3%
07/2009	1,300	85.7%	30,929	256.6%	20,620	256.6%
08/2009	1,200	-7.7%	10,086	-67.4%	6,724	-67.4%
09/2009	2,400	100.0%	44,713	343.3%	29,809	343.3%
10/2009	2,300	-4.2%	30,257	-32.3%	20,171	-32.3%
11/2009	1,600	-30.4%	16,137	-46.7%	10,758	-46.7%
12/2009	1,500	-6.3%	36,308	125.0%	24,206	125.0%

Data source: ARCOS (2006-2014) and Defendant Distribution Data (Walgreens 1/2006 - 3/2014)

Walgreen Co Oxycodone Shipments to Walgreens # 01120

	Dosage Units		MME		Drug Base Weight in mg	
Date	Walgreens	% Change	Walgreens	% Change	Walgreens	% Change
01/2010	1,200	-20.0%	13,111	-63.9%	8,741	-63.9%
02/2010	1,300	8.3%	24,878	89.7%	16,585	89.7%
03/2010	1,500	15.4%	51,101	105.4%	34,067	105.4%
04/2010	3,400	126.7%	72,953	42.8%	48,635	42.8%
05/2010	1,000	-70.6%	8,069	-88.9%	5,379	-88.9%
06/2010	900	-10.0%	6,724	-16.7%	4,483	-16.7%
07/2010	3,600	300.0%	68,918	925.0%	45,946	925.0%
08/2010	1,700	-52.8%	31,602	-54.1%	21,068	-54.1%
09/2010	3,100	82.4%	65,893	108.5%	43,929	108.5%
10/2010	1,800	-41.9%	53,118	-19.4%	35,412	-19.4%
11/2010	3,000	66.7%	112,959	112.7%	75,306	112.7%
12/2010	3,000	0.0%	76,651	-32.1%	51,101	-32.1%
01/2011	4,500	50.0%	101,529	32.5%	67,686	32.5%
02/2011	500	-88.9%	3,362	-96.7%	2,241	-96.7%
03/2011	1,900	280.0%	24,878	640.0%	16,585	640.0%
04/2011	1,600	-15.8%	21,247	-14.6%	14,165	-14.6%
05/2011	1,200	-25.0%	16,137	-24.1%	10,758	-24.1%
06/2011	2,100	75.0%	34,964	116.7%	23,309	116.7%
07/2011	4,700	123.8%	100,856	188.5%	67,238	188.5%
08/2011	3,600	-23.4%	55,135	-45.3%	36,757	-45.3%
09/2011	3,500	-2.8%	77,256	40.1%	51,504	40.1%
10/2011	4,400	25.7%	75,978	-1.7%	50,652	-1.7%
11/2011	3,900	-11.4%	79,744	5.0%	53,162	5.0%
12/2011	4,400	12.8%	74,634	-6.4%	49,756	-6.4%

Data source: ARCOS (2006-2014) and Defendant Distribution Data (Walgreens 1/2006 - 3/2014)

Walgreen Co Oxycodone Shipments to Walgreens # 01120

	Dosage Units		MME		Drug Base Weight in mg	
Date	Walgreens	% Change	Walgreens	% Change	Walgreens	% Change
01/2012	1,800	-59.1%	32,274	-56.8%	21,516	-56.8%
02/2012	3,100	72.2%	68,582	112.5%	45,722	112.5%
03/2012	3,800	22.6%	77,323	12.7%	51,549	12.7%
04/2012	3,600	-5.3%	59,841	-22.6%	39,894	-22.6%
05/2012	4,300	19.4%	68,582	14.6%	45,722	14.6%
06/2012	3,900	-9.3%	90,098	31.4%	60,066	31.4%
07/2012	3,400	-12.8%	89,426	-0.7%	59,617	-0.7%
08/2012	4,300	26.5%	90,098	0.8%	60,066	0.8%
09/2012	3,000	-30.2%	72,617	-19.4%	48,411	-19.4%
10/2012	6,300	110.0%	137,501	89.4%	91,667	89.4%
11/2012	4,000	-36.5%	94,133	-31.5%	62,755	-31.5%
12/2012	4,200	5.0%	127,079	35.0%	84,719	35.0%
01/2013	3,300	-21.4%	62,531	-50.8%	41,687	-50.8%
02/2013	3,600	9.1%	96,150	53.8%	64,100	53.8%
03/2013	4,800	33.3%	144,561	50.3%	96,374	50.3%
04/2013	5,600	16.7%	139,854	-3.3%	93,236	-3.3%
05/2013	2,400	-57.1%	55,807	-60.1%	37,205	-60.1%
06/2013	0	-100.0%	0	-100.0%	0	-100.0%
07/2013	1,200	n/a	24,878	n/a	16,585	n/a
08/2013	0	-100.0%	0	-100.0%	0	-100.0%
09/2013	0	n/a	0	n/a	0	n/a
10/2013	0	n/a	0	n/a	0	n/a
11/2013	0	n/a	0	n/a	0	n/a
12/2013	0	n/a	0	n/a	0	n/a

Data source: ARCOS (2006-2014) and Defendant Distribution Data (Walgreens 1/2006 - 3/2014)

Walgreens # 01120 (1/1996 to 12/2017)
DEA: AW2142848
4645 Mission St
San Francisco, CA 94112

Walgreen Co Oxycodone Shipments to Walgreens # 01120

	Dosage Units		MME		Drug Base Weight in mg	
Date	Walgreens	% Change	Walgreens	% Change	Walgreens	% Change
1996	0		0		0	
1997	0	n/a	0	n/a	0	n/a
1998	0	n/a	0	n/a	0	n/a
1999	0	n/a	0	n/a	0	n/a
2000	0	n/a	0	n/a	0	n/a
2001	0	n/a	0	n/a	0	n/a
2002	0	n/a	0	n/a	0	n/a
2003	0	n/a	0	n/a	0	n/a
2004	0	n/a	0	n/a	0	n/a
2005	0	n/a	0	n/a	0	n/a
2006	23,400	n/a	478,998	n/a	319,332	n/a
2007	19,400	-17.1%	391,179	-18.3%	260,786	-18.3%
2008	26,800	38.1%	477,742	22.1%	318,495	22.1%
2009	21,400	-20.1%	320,790	-32.9%	213,860	-32.9%
2010	25,500	19.2%	585,975	82.7%	390,650	82.7%
2011	36,300	42.4%	665,718	13.6%	443,812	13.6%
2012	45,700	25.9%	1,007,554	51.3%	671,703	51.3%
2013	20,900	-54.3%	523,780	-48.0%	349,187	-48.0%
2014	0	-100.0%	0	-100.0%	0	-100.0%
2015	0	n/a	0	n/a	0	n/a
2016	0	n/a	0	n/a	0	n/a
2017	0	n/a	0	n/a	0	n/a
2018	0	n/a	0	n/a	0	n/a
2019	0	n/a	0	n/a	0	n/a
Total	**219,400**		**4,451,736**		**2,967,824**	

Data source: ARCOS (2006-2014) and Defendant Distribution Data (Walgreens 1/2006 - 3/2014)

Walgreens # 01120 (1/1996 to 12/2017)
DEA: AW2142848
4645 Mission St
San Francisco, CA 94112

Walgreen Co Oxycodone Shipments to Walgreens # 01120, by Strength

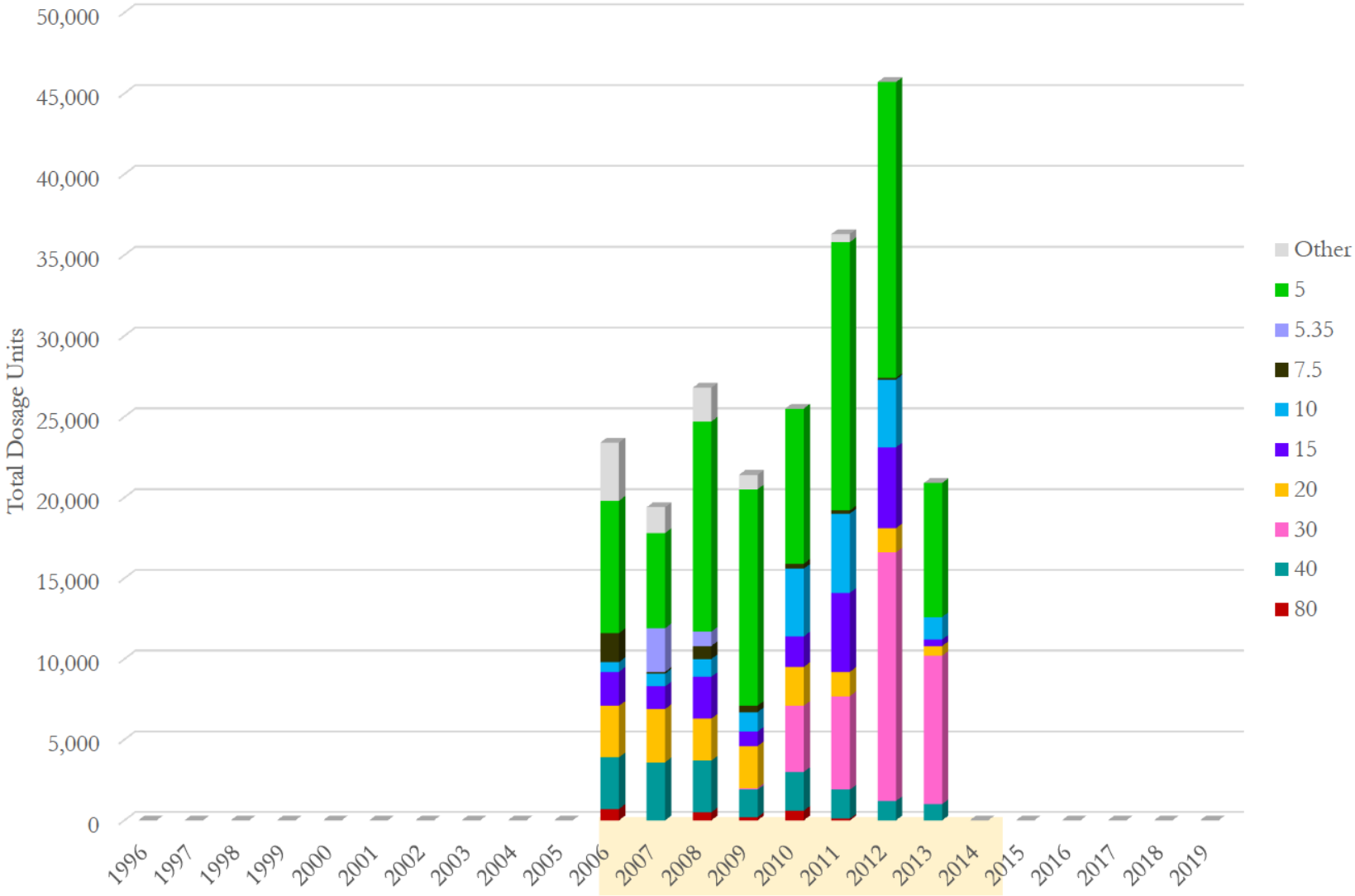

Data source: ARCOS (2006-2014) and Defendant Distribution Data (Walgreens 1/2006 - 3/2014)

Walgreens # 01120 (1/1996 to 12/2017)
DEA: AW2142848
4645 Mission St
San Francisco, CA 94112

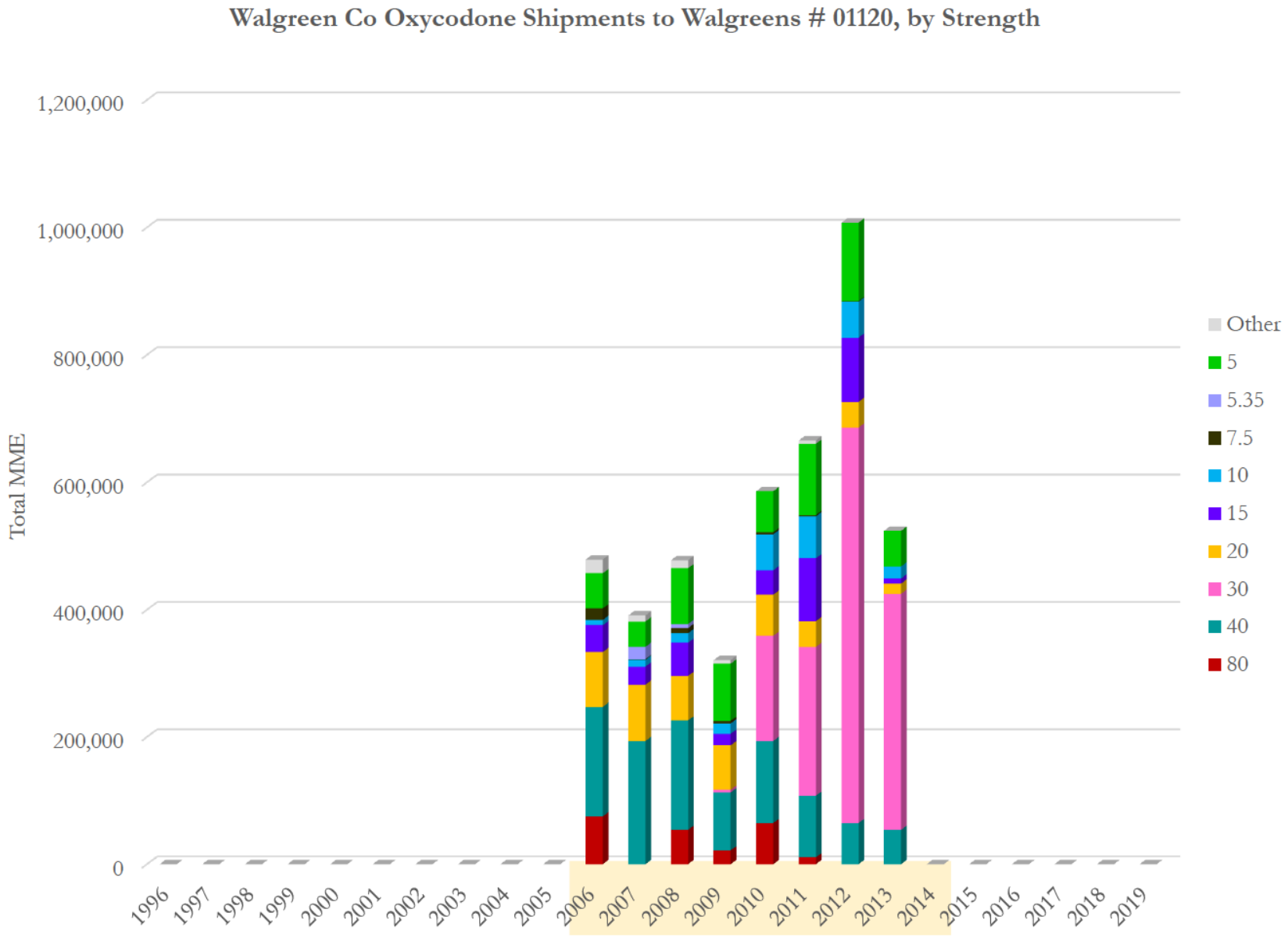

Data source: ARCOS (2006-2014) and Defendant Distribution Data (Walgreens 1/2006 - 3/2014)

Walgreens # 01120 (1/1996 to 12/2017)
DEA: AW2142848
4645 Mission St
San Francisco, CA 94112

Walgreen Co Oxycodone Shipments to Walgreens # 01120, by Strength

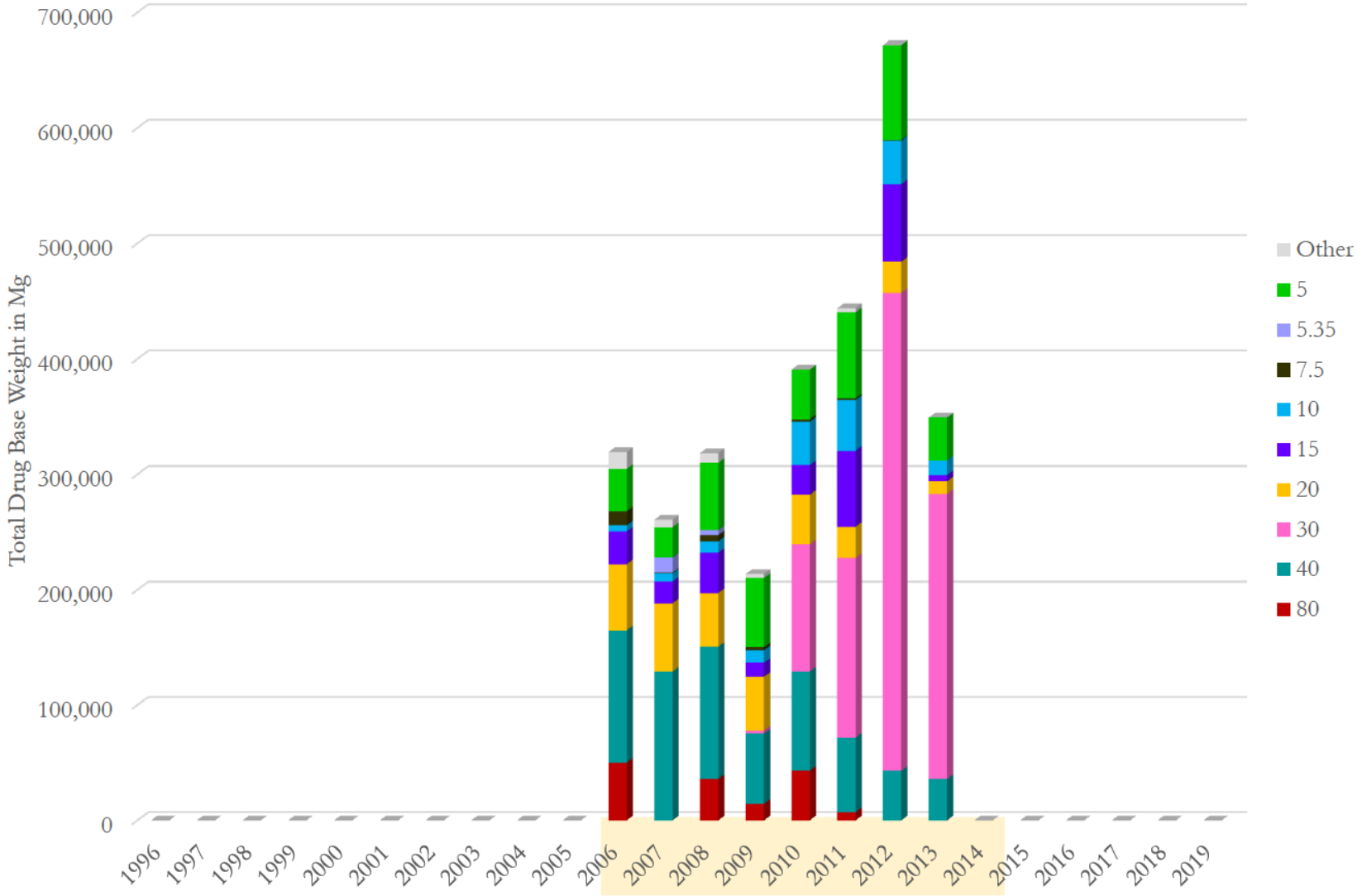

Data source: ARCOS (2006-2014) and Defendant Distribution Data (Walgreens 1/2006 - 3/2014)

Walgreens # 01120 (1/1996 to 12/2017)
DEA: AW2142848
4645 Mission St
San Francisco, CA 94112

Walgreen Co Oxycodone Shipments to Walgreens # 01120, by Strength
(Total Dosage Units)

Strength Year\	80	40	30	20	15	10	7.5	5.35	5	Other	Total	Avg. Str
1996	0	0	0	0	0	0	0	0	0	0	**0**	
1997	0	0	0	0	0	0	0	0	0	0	**0**	
1998	0	0	0	0	0	0	0	0	0	0	**0**	
1999	0	0	0	0	0	0	0	0	0	0	**0**	
2000	0	0	0	0	0	0	0	0	0	0	**0**	
2001	0	0	0	0	0	0	0	0	0	0	**0**	
2002	0	0	0	0	0	0	0	0	0	0	**0**	
2003	0	0	0	0	0	0	0	0	0	0	**0**	
2004	0	0	0	0	0	0	0	0	0	0	**0**	
2005	0	0	0	0	0	0	0	0	0	0	**0**	
2006	700	3,200	0	3,200	2,100	600	1,800	0	8,200	3,600	**23,400**	17.17
2007	0	3,600	0	3,300	1,400	800	100	2,700	5,900	1,600	**19,400**	15.94
2008	500	3,200	0	2,600	2,600	1,100	800	900	13,000	2,100	**26,800**	14.00
2009	200	1,700	100	2,600	900	1,200	400	0	13,400	900	**21,400**	11.44
2010	600	2,400	4,100	2,400	1,900	4,200	300	0	9,600	0	**25,500**	17.09
2011	100	1,800	5,800	1,500	4,900	4,900	200	0	16,600	500	**36,300**	13.72
2012	0	1,200	15,400	1,500	5,000	4,200	100	0	18,300	0	**45,700**	16.39
2013	0	1,000	9,200	600	400	1,400	0	0	8,300	0	**20,900**	18.64
2014	0	0	0	0	0	0	0	0	0	0	**0**	
2015	0	0	0	0	0	0	0	0	0	0	**0**	
2016	0	0	0	0	0	0	0	0	0	0	**0**	
2017	0	0	0	0	0	0	0	0	0	0	**0**	
2018	0	0	0	0	0	0	0	0	0	0	**0**	
2019	0	0	0	0	0	0	0	0	0	0	**0**	
Total	**2,100**	**18,100**	**34,600**	**17,700**	**19,200**	**18,400**	**3,700**	**3,600**	**93,300**	**8,700**	**219,400**	15.52

Data source: ARCOS (2006-2014) and Defendant Distribution Data (Walgreens 1/2006 - 3/2014)

Walgreens # 01120 (1/1996 to 12/2017)
DEA: AW2142848
4645 Mission St
San Francisco, CA 94112

Walgreen Co Oxycodone Shipments to Walgreens # 01120, by Strength (Total MME)

Strength Year\	80	40	30	20	15	10	7.5	5.35	5	Other	Total	Avg. Str
1996	0	0	0	0	0	0	0	0	0	0	**0**	
1997	0	0	0	0	0	0	0	0	0	0	**0**	
1998	0	0	0	0	0	0	0	0	0	0	**0**	
1999	0	0	0	0	0	0	0	0	0	0	**0**	
2000	0	0	0	0	0	0	0	0	0	0	**0**	
2001	0	0	0	0	0	0	0	0	0	0	**0**	
2002	0	0	0	0	0	0	0	0	0	0	**0**	
2003	0	0	0	0	0	0	0	0	0	0	**0**	
2004	0	0	0	0	0	0	0	0	0	0	**0**	
2005	0	0	0	0	0	0	0	0	0	0	**0**	
2006	75,306	172,128	0	86,064	42,360	8,069	18,154	0	55,133	21,785	**478,998**	17.17
2007	0	193,644	0	88,754	28,240	10,758	1,009	19,423	39,670	9,682	**391,179**	15.94
2008	53,790	172,128	0	69,927	52,445	14,792	8,069	6,474	87,409	12,708	**477,742**	14.00
2009	21,516	91,443	4,034	69,927	18,154	16,137	4,034	0	90,098	5,446	**320,790**	11.44
2010	64,548	129,096	165,404	64,548	38,325	56,480	3,026	0	64,548	0	**585,975**	17.09
2011	10,758	96,822	233,987	40,343	98,839	65,893	2,017	0	111,614	5,446	**665,718**	13.72
2012	0	64,548	621,275	40,343	100,856	56,480	1,009	0	123,045	0	**1,007,554**	16.39
2013	0	53,790	371,151	16,137	8,069	18,827	0	0	55,807	0	**523,780**	18.64
2014	0	0	0	0	0	0	0	0	0	0	**0**	
2015	0	0	0	0	0	0	0	0	0	0	**0**	
2016	0	0	0	0	0	0	0	0	0	0	**0**	
2017	0	0	0	0	0	0	0	0	0	0	**0**	
2018	0	0	0	0	0	0	0	0	0	0	**0**	
2019	0	0	0	0	0	0	0	0	0	0	**0**	
Total	**225,918**	**973,599**	**1,395,851**	**476,042**	**387,288**	**247,434**	**37,317**	**25,897**	**627,324**	**55,068**	**4,451,736**	15.52

Data source: ARCOS (2006-2014) and Defendant Distribution Data (Walgreens 1/2006 - 3/2014)

Walgreens # 01120 (1/1996 to 12/2017)
DEA: AW2142848
4645 Mission St
San Francisco, CA 94112

Walgreen Co Oxycodone Shipments to Walgreens # 01120, by Strength
(Total Drug Base Weight in Milligram)

Strength Year\	80	40	30	20	15	10	7.5	5.35	5	Other	Total	Avg. Str
1996	0	0	0	0	0	0	0	0	0	0	**0**	
1997	0	0	0	0	0	0	0	0	0	0	**0**	
1998	0	0	0	0	0	0	0	0	0	0	**0**	
1999	0	0	0	0	0	0	0	0	0	0	**0**	
2000	0	0	0	0	0	0	0	0	0	0	**0**	
2001	0	0	0	0	0	0	0	0	0	0	**0**	
2002	0	0	0	0	0	0	0	0	0	0	**0**	
2003	0	0	0	0	0	0	0	0	0	0	**0**	
2004	0	0	0	0	0	0	0	0	0	0	**0**	
2005	0	0	0	0	0	0	0	0	0	0	**0**	
2006	50,204	114,752	0	57,376	28,240	5,379	12,103	0	36,756	14,523	**319,332**	17.17
2007	0	129,096	0	59,169	18,827	7,172	672	12,948	26,447	6,455	**260,786**	15.94
2008	35,860	114,752	0	46,618	34,964	9,862	5,379	4,316	58,272	8,472	**318,495**	14.00
2009	14,344	60,962	2,690	46,618	12,103	10,758	2,690	0	60,066	3,631	**213,860**	11.44
2010	43,032	86,064	110,270	43,032	25,550	37,653	2,017	0	43,032	0	**390,650**	17.09
2011	7,172	64,548	155,991	26,895	65,893	43,929	1,345	0	74,410	3,631	**443,812**	13.72
2012	0	43,032	414,183	26,895	67,238	37,653	672	0	82,030	0	**671,703**	16.39
2013	0	35,860	247,434	10,758	5,379	12,551	0	0	37,205	0	**349,187**	18.64
2014	0	0	0	0	0	0	0	0	0	0	**0**	
2015	0	0	0	0	0	0	0	0	0	0	**0**	
2016	0	0	0	0	0	0	0	0	0	0	**0**	
2017	0	0	0	0	0	0	0	0	0	0	**0**	
2018	0	0	0	0	0	0	0	0	0	0	**0**	
2019	0	0	0	0	0	0	0	0	0	0	**0**	
Total	**150,612**	**649,066**	**930,567**	**317,361**	**258,192**	**164,956**	**24,878**	**17,265**	**418,216**	**36,712**	**2,967,824**	15.52

Data source: ARCOS (2006-2014) and Defendant Distribution Data (Walgreens 1/2006 - 3/2014)

Walgreens # 01120 (1/1996 to 12/2017)
DEA: AW2142848
4645 Mission St
San Francisco, CA 94112

Walgreen Co Hydrocodone Shipments to Walgreens # 01120

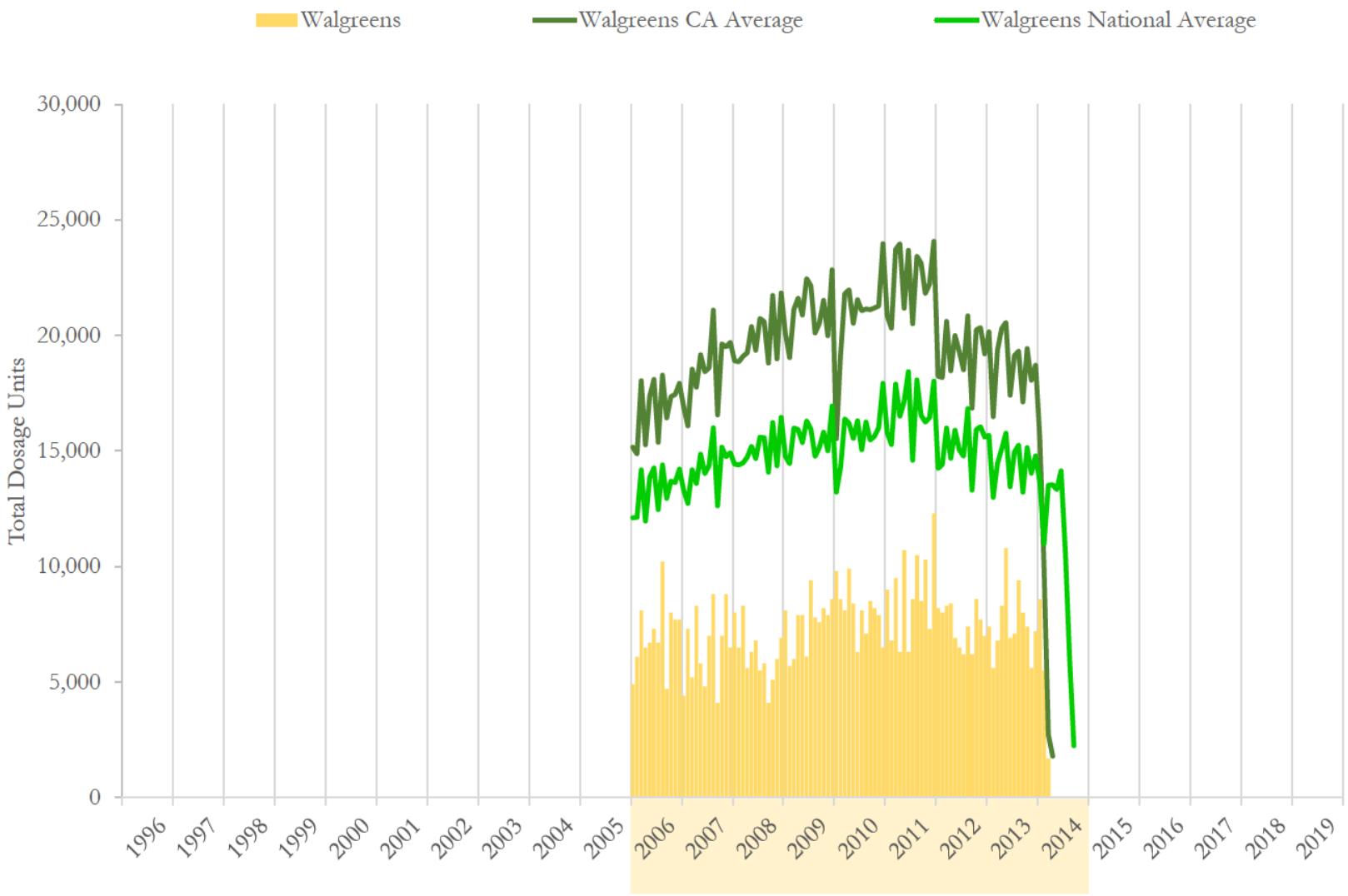

National and state averages reflect hydrocodone shipped from Walgreen Co to all active pharmacies each month.
Data source: ARCOS (2006-2014) and Defendant Distribution Data (Walgreens 1/2006 - 3/2014)

Walgreens # 01120 (1/1996 to 12/2017)
DEA: AW2142848
4645 Mission St
San Francisco, CA 94112

Walgreen Co Hydrocodone Shipments to Walgreens # 01120

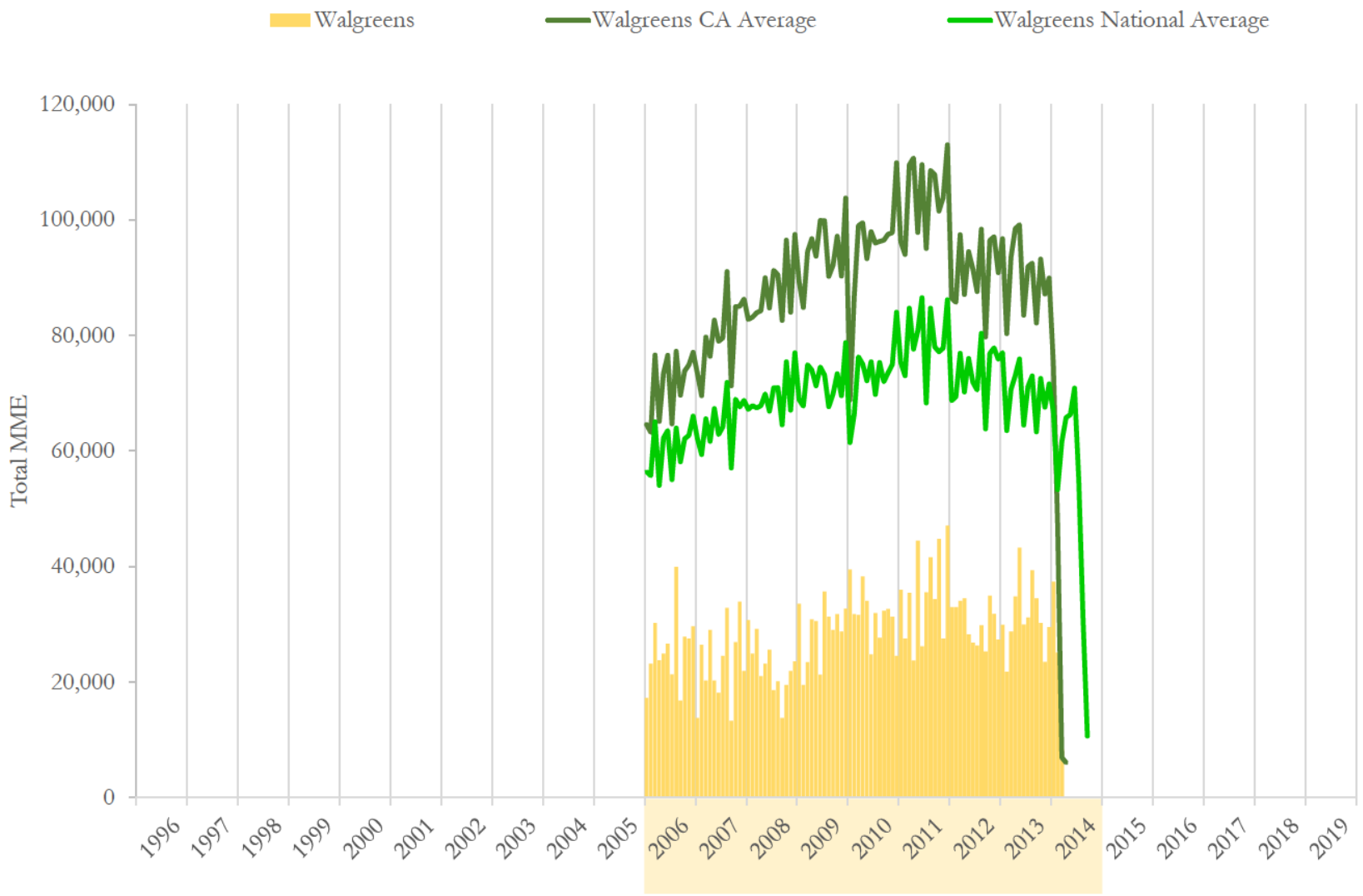

National and state averages reflect hydrocodone shipped from Walgreen Co to all active pharmacies each month.
Data source: ARCOS (2006-2014) and Defendant Distribution Data (Walgreens 1/2006 - 3/2014)

Walgreens # 01120 (1/1996 to 12/2017)
DEA: AW2142848
4645 Mission St
San Francisco, CA 94112

Walgreen Co Hydrocodone Shipments to Walgreens # 01120

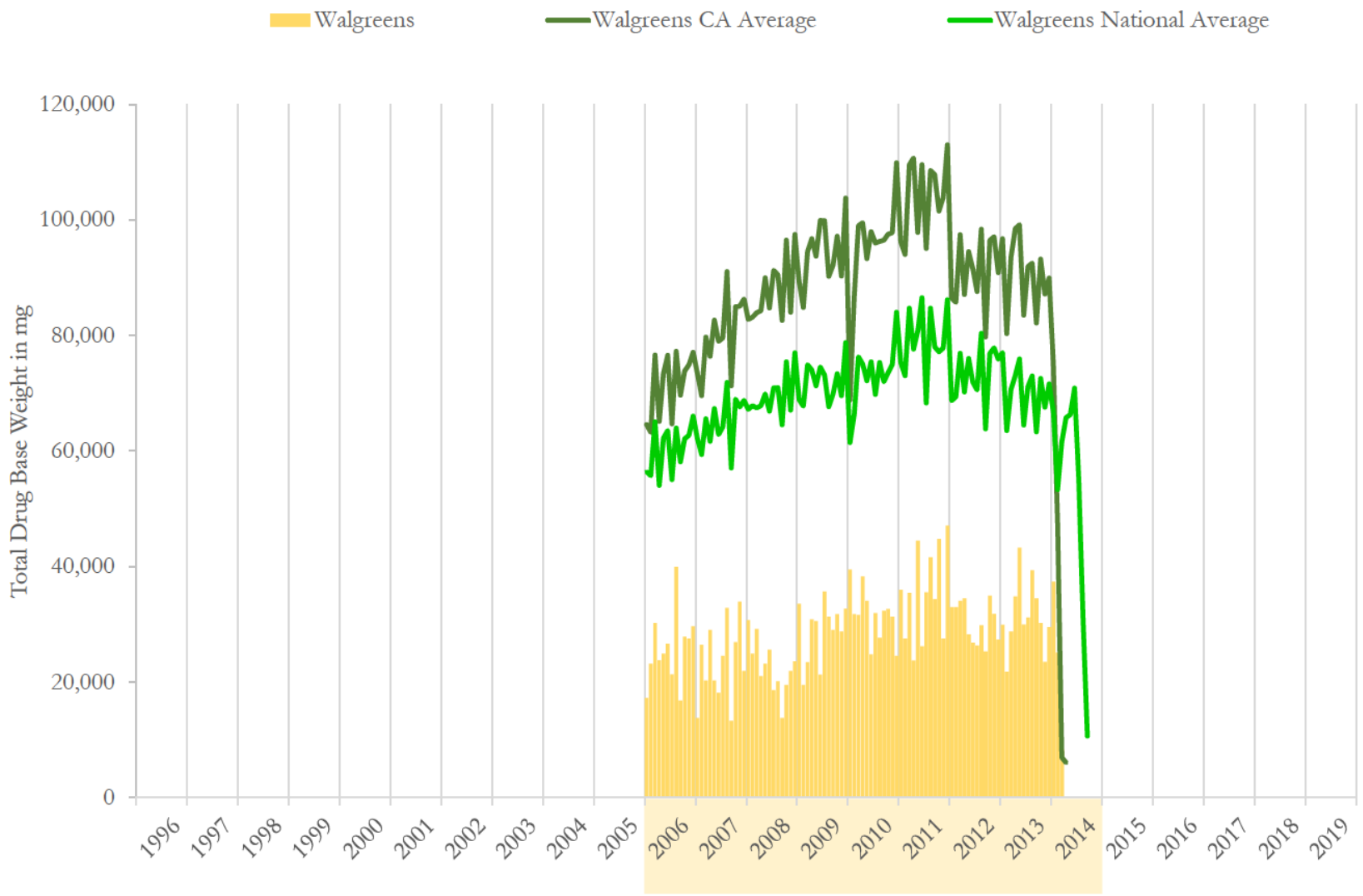

National and state averages reflect hydrocodone shipped from Walgreen Co to all active pharmacies each month.
Data source: ARCOS (2006-2014) and Defendant Distribution Data (Walgreens 1/2006 - 3/2014)

Walgreens # 01120 (1/1996 to 12/2017)
DEA: AW2142848
4645 Mission St
San Francisco, CA 94112

Walgreen Co Hydrocodone Shipments to Walgreens # 01120

	Dosage Units		MME		Drug Base Weight in mg	
Date	Walgreens	% Change	Walgreens	% Change	Walgreens	% Change
01/2006	4,900	n/a	17,254	n/a	17,254	n/a
02/2006	6,100	24.5%	23,157	34.2%	23,157	34.2%
03/2006	8,100	32.8%	30,270	30.7%	30,270	30.7%
04/2006	6,500	-19.8%	23,762	-21.5%	23,762	-21.5%
05/2006	6,700	3.1%	24,957	5.0%	24,957	5.0%
06/2006	7,300	9.0%	26,638	6.7%	26,638	6.7%
07/2006	6,700	-8.2%	21,340	-19.9%	21,340	-19.9%
08/2006	10,200	52.2%	39,956	87.2%	39,956	87.2%
09/2006	4,700	-53.9%	16,800	-58.0%	16,800	-58.0%
10/2006	8,000	70.2%	27,848	65.8%	27,848	65.8%
11/2006	7,700	-3.8%	27,538	-1.1%	27,538	-1.1%
12/2006	7,700	0.0%	29,665	7.7%	29,665	7.7%
01/2007	4,400	-42.9%	13,757	-53.6%	13,757	-53.6%
02/2007	7,300	65.9%	26,470	92.4%	26,470	92.4%
03/2007	5,200	-28.8%	20,265	-23.4%	20,265	-23.4%
04/2007	8,300	59.6%	29,059	43.4%	29,059	43.4%
05/2007	5,800	-30.1%	20,265	-30.3%	20,265	-30.3%
06/2007	4,800	-17.2%	18,138	-10.5%	18,138	-10.5%
07/2007	7,000	45.8%	24,519	35.2%	24,519	35.2%
08/2007	8,800	25.7%	32,843	34.0%	32,843	34.0%
09/2007	4,100	-53.4%	13,319	-59.4%	13,319	-59.4%
10/2007	7,000	70.7%	26,940	102.3%	26,940	102.3%
11/2007	8,800	25.7%	33,902	25.8%	33,902	25.8%
12/2007	6,500	-26.1%	21,930	-35.3%	21,930	-35.3%

Data source: ARCOS (2006-2014) and Defendant Distribution Data (Walgreens 1/2006 - 3/2014)

Walgreen Co Hydrocodone Shipments to Walgreens # 01120

	Dosage Units		MME		Drug Base Weight in mg	
Date	Walgreens	% Change	Walgreens	% Change	Walgreens	% Change
01/2008	8,000	23.1%	30,724	40.1%	30,724	40.1%
02/2008	6,500	-18.8%	24,965	-18.7%	24,965	-18.7%
03/2008	8,300	27.7%	29,202	17.0%	29,202	17.0%
04/2008	5,600	-32.5%	21,021	-28.0%	21,021	-28.0%
05/2008	6,300	12.5%	23,157	10.2%	23,157	10.2%
06/2008	6,800	7.9%	25,570	10.4%	25,570	10.4%
07/2008	5,500	-19.1%	18,616	-27.2%	18,616	-27.2%
08/2008	5,800	5.5%	20,130	8.1%	20,130	8.1%
09/2008	4,100	-29.3%	13,765	-31.6%	13,765	-31.6%
10/2008	5,100	24.4%	19,508	41.7%	19,508	41.7%
11/2008	6,000	17.6%	21,946	12.5%	21,946	12.5%
12/2008	6,900	15.0%	23,611	7.6%	23,611	7.6%
01/2009	8,100	17.4%	33,559	42.1%	33,559	42.1%
02/2009	5,700	-29.6%	19,508	-41.9%	19,508	-41.9%
03/2009	6,000	5.3%	23,443	20.2%	23,443	20.2%
04/2009	7,900	31.7%	30,859	31.6%	30,859	31.6%
05/2009	7,900	0.0%	30,540	-1.0%	30,540	-1.0%
06/2009	6,100	-22.8%	21,300	-30.3%	21,300	-30.3%
07/2009	9,400	54.1%	35,686	67.5%	35,686	67.5%
08/2009	7,800	-17.0%	31,313	-12.3%	31,313	-12.3%
09/2009	7,600	-2.6%	29,051	-7.2%	29,051	-7.2%
10/2009	8,200	7.9%	31,751	9.3%	31,751	9.3%
11/2009	7,900	-3.7%	28,757	-9.4%	28,757	-9.4%
12/2009	8,600	8.9%	32,692	13.7%	32,692	13.7%

Data source: ARCOS (2006-2014) and Defendant Distribution Data (Walgreens 1/2006 - 3/2014)

Walgreen Co Hydrocodone Shipments to Walgreens # 01120

	Dosage Units		MME		Drug Base Weight in mg	
Date	Walgreens	% Change	Walgreens	% Change	Walgreens	% Change
01/2010	9,800	14.0%	39,486	20.8%	39,486	20.8%
02/2010	8,600	-12.2%	31,775	-19.5%	31,775	-19.5%
03/2010	8,100	-5.8%	31,624	-0.5%	31,624	-0.5%
04/2010	9,900	22.2%	38,292	21.1%	38,292	21.1%
05/2010	8,400	-15.2%	34,038	-11.1%	34,038	-11.1%
06/2010	6,300	-25.0%	24,821	-27.1%	24,821	-27.1%
07/2010	8,100	28.6%	31,927	28.6%	31,927	28.6%
08/2010	7,100	-12.3%	27,681	-13.3%	27,681	-13.3%
09/2010	8,500	19.7%	32,373	16.9%	32,373	16.9%
10/2010	8,200	-3.5%	32,683	1.0%	32,683	1.0%
11/2010	7,900	-3.7%	31,329	-4.1%	31,329	-4.1%
12/2010	6,500	-17.7%	24,519	-21.7%	24,519	-21.7%
01/2011	9,000	38.5%	35,989	46.8%	35,989	46.8%
02/2011	6,800	-24.4%	27,546	-23.5%	27,546	-23.5%
03/2011	9,500	39.7%	35,416	28.6%	35,416	28.6%
04/2011	6,300	-33.7%	23,754	-32.9%	23,754	-32.9%
05/2011	10,700	69.8%	44,481	87.3%	44,481	87.3%
06/2011	6,300	-41.1%	26,184	-41.1%	26,184	-41.1%
07/2011	8,600	36.5%	35,567	35.8%	35,567	35.8%
08/2011	10,500	22.1%	41,613	17.0%	41,613	17.0%
09/2011	8,500	-19.0%	34,356	-17.4%	34,356	-17.4%
10/2011	10,300	21.2%	44,775	30.3%	44,775	30.3%
11/2011	7,300	-29.1%	27,546	-38.5%	27,546	-38.5%
12/2011	12,300	68.5%	47,070	70.9%	47,070	70.9%

Data source: ARCOS (2006-2014) and Defendant Distribution Data (Walgreens 1/2006 - 3/2014)

Walgreen Co Hydrocodone Shipments to Walgreens # 01120

	Dosage Units		MME		Drug Base Weight in mg	
Date	Walgreens	% Change	Walgreens	% Change	Walgreens	% Change
01/2012	8,200	-33.3%	32,970	-30.0%	32,970	-30.0%
02/2012	8,000	-2.4%	32,986	0.0%	32,986	0.0%
03/2012	8,300	3.8%	34,038	3.2%	34,038	3.2%
04/2012	8,400	1.2%	34,508	1.4%	34,508	1.4%
05/2012	6,900	-17.9%	28,286	-18.0%	28,286	-18.0%
06/2012	6,500	-5.8%	26,789	-5.3%	26,789	-5.3%
07/2012	6,200	-4.6%	26,319	-1.8%	26,319	-1.8%
08/2012	7,400	19.4%	29,808	13.3%	29,808	13.3%
09/2012	6,200	-16.2%	25,275	-15.2%	25,275	-15.2%
10/2012	8,600	38.7%	34,954	38.3%	34,954	38.3%
11/2012	7,700	-10.5%	31,784	-9.1%	31,784	-9.1%
12/2012	7,000	-9.1%	27,378	-13.9%	27,378	-13.9%
01/2013	7,400	5.7%	29,910	9.2%	29,910	9.2%
02/2013	5,600	-24.3%	21,794	-27.1%	21,794	-27.1%
03/2013	6,800	21.4%	28,748	31.9%	28,748	31.9%
04/2013	8,300	22.1%	34,811	21.1%	34,811	21.1%
05/2013	10,800	30.1%	43,278	24.3%	43,278	24.3%
06/2013	6,900	-36.1%	29,959	-30.8%	29,959	-30.8%
07/2013	7,100	2.9%	31,178	4.1%	31,178	4.1%
08/2013	9,400	32.4%	39,351	26.2%	39,351	26.2%
09/2013	8,000	-14.9%	34,500	-12.3%	34,500	-12.3%
10/2013	7,400	-7.5%	30,262	-12.3%	30,262	-12.3%
11/2013	5,600	-24.3%	23,459	-22.5%	23,459	-22.5%
12/2013	7,200	28.6%	29,513	25.8%	29,513	25.8%

Data source: ARCOS (2006-2014) and Defendant Distribution Data (Walgreens 1/2006 - 3/2014)

Walgreen Co Hydrocodone Shipments to Walgreens # 01120

	Dosage Units		MME		Drug Base Weight in mg	
Date	Walgreens	% Change	Walgreens	% Change	Walgreens	% Change
01/2014	8,600	19.4%	37,383	26.7%	37,383	26.7%
02/2014	5,500	-36.0%	25,124	-32.8%	25,124	-32.8%
03/2014	1,700	-69.1%	8,324	-66.9%	8,324	-66.9%
04/2014	0	-100.0%	0	-100.0%	0	-100.0%
05/2014	0	n/a	0	n/a	0	n/a
06/2014	0	n/a	0	n/a	0	n/a
07/2014	0	n/a	0	n/a	0	n/a
08/2014	0	n/a	0	n/a	0	n/a
09/2014	0	n/a	0	n/a	0	n/a
10/2014	0	n/a	0	n/a	0	n/a
11/2014	0	n/a	0	n/a	0	n/a
12/2014	0	n/a	0	n/a	0	n/a
01/2015	0	n/a	0	n/a	0	n/a
02/2015	0	n/a	0	n/a	0	n/a
03/2015	0	n/a	0	n/a	0	n/a
04/2015	0	n/a	0	n/a	0	n/a
05/2015	0	n/a	0	n/a	0	n/a
06/2015	0	n/a	0	n/a	0	n/a
07/2015	0	n/a	0	n/a	0	n/a
08/2015	0	n/a	0	n/a	0	n/a
09/2015	0	n/a	0	n/a	0	n/a
10/2015	0	n/a	0	n/a	0	n/a
11/2015	0	n/a	0	n/a	0	n/a
12/2015	0	n/a	0	n/a	0	n/a

Data source: ARCOS (2006-2014) and Defendant Distribution Data (Walgreens 1/2006 - 3/2014)

Walgreen Co Hydrocodone Shipments to Walgreens # 01120

	Dosage Units		MME		Drug Base Weight in mg	
Date	Walgreens	% Change	Walgreens	% Change	Walgreens	% Change
1996	0		0		0	
1997	0	n/a	0	n/a	0	n/a
1998	0	n/a	0	n/a	0	n/a
1999	0	n/a	0	n/a	0	n/a
2000	0	n/a	0	n/a	0	n/a
2001	0	n/a	0	n/a	0	n/a
2002	0	n/a	0	n/a	0	n/a
2003	0	n/a	0	n/a	0	n/a
2004	0	n/a	0	n/a	0	n/a
2005	0	n/a	0	n/a	0	n/a
2006	84,600	n/a	309,184	n/a	309,184	n/a
2007	78,000	-7.8%	281,405	-9.0%	281,405	-9.0%
2008	74,900	-4.0%	272,214	-3.3%	272,214	-3.3%
2009	91,200	21.8%	348,458	28.0%	348,458	28.0%
2010	97,400	6.8%	380,548	9.2%	380,548	9.2%
2011	106,100	8.9%	424,296	11.5%	424,296	11.5%
2012	89,400	-15.7%	365,094	-14.0%	365,094	-14.0%
2013	90,500	1.2%	376,764	3.2%	376,764	3.2%
2014	15,800	-82.5%	70,832	-81.2%	70,832	-81.2%
2015	0	-100.0%	0	-100.0%	0	-100.0%
2016	0	n/a	0	n/a	0	n/a
2017	0	n/a	0	n/a	0	n/a
2018	0	n/a	0	n/a	0	n/a
2019	0	n/a	0	n/a	0	n/a
Total	**727,900**		**2,828,795**		**2,828,795**	

Data source: ARCOS (2006-2014) and Defendant Distribution Data (Walgreens 1/2006 - 3/2014)

Walgreens # 01120 (1/1996 to 12/2017)
DEA: AW2142848
4645 Mission St
San Francisco, CA 94112

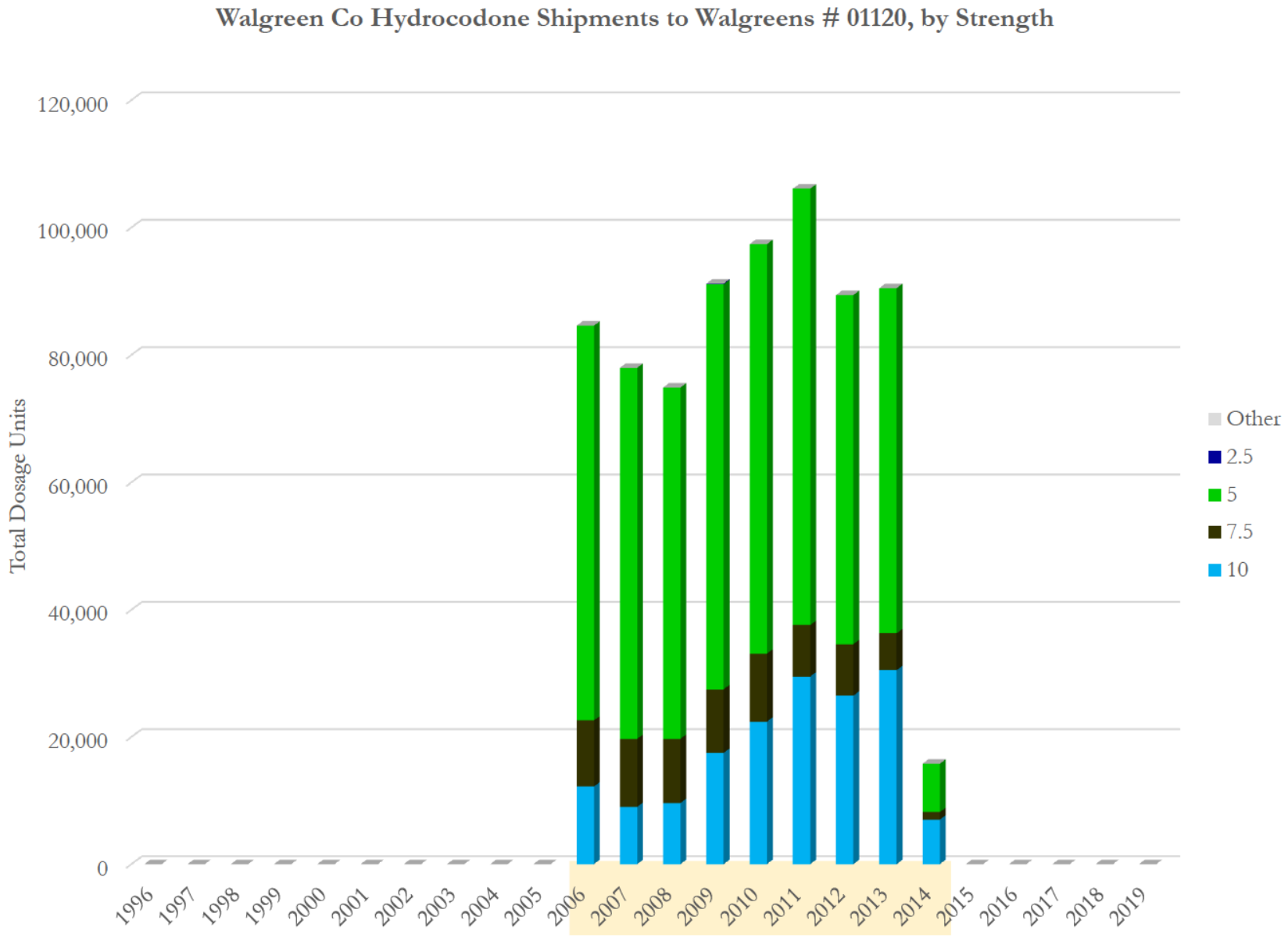

Data source: ARCOS (2006-2014) and Defendant Distribution Data (Walgreens 1/2006 - 3/2014)

Walgreens # 01120 (1/1996 to 12/2017)
DEA: AW2142848
4645 Mission St
San Francisco, CA 94112

Walgreen Co Hydrocodone Shipments to Walgreens # 01120, by Strength

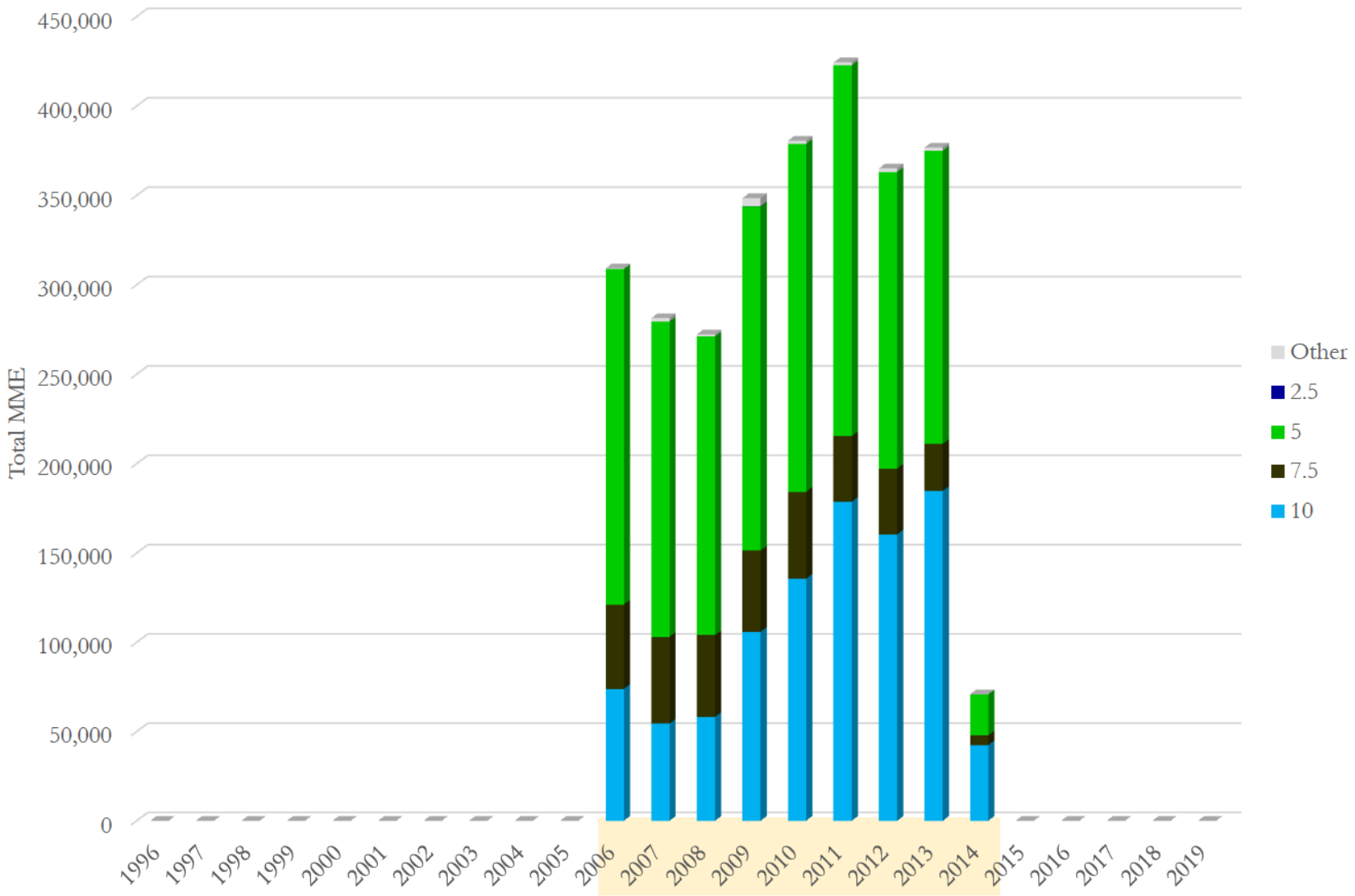

Data source: ARCOS (2006-2014) and Defendant Distribution Data (Walgreens 1/2006 - 3/2014)

Walgreens # 01120 (1/1996 to 12/2017)
DEA: AW2142848
4645 Mission St
San Francisco, CA 94112

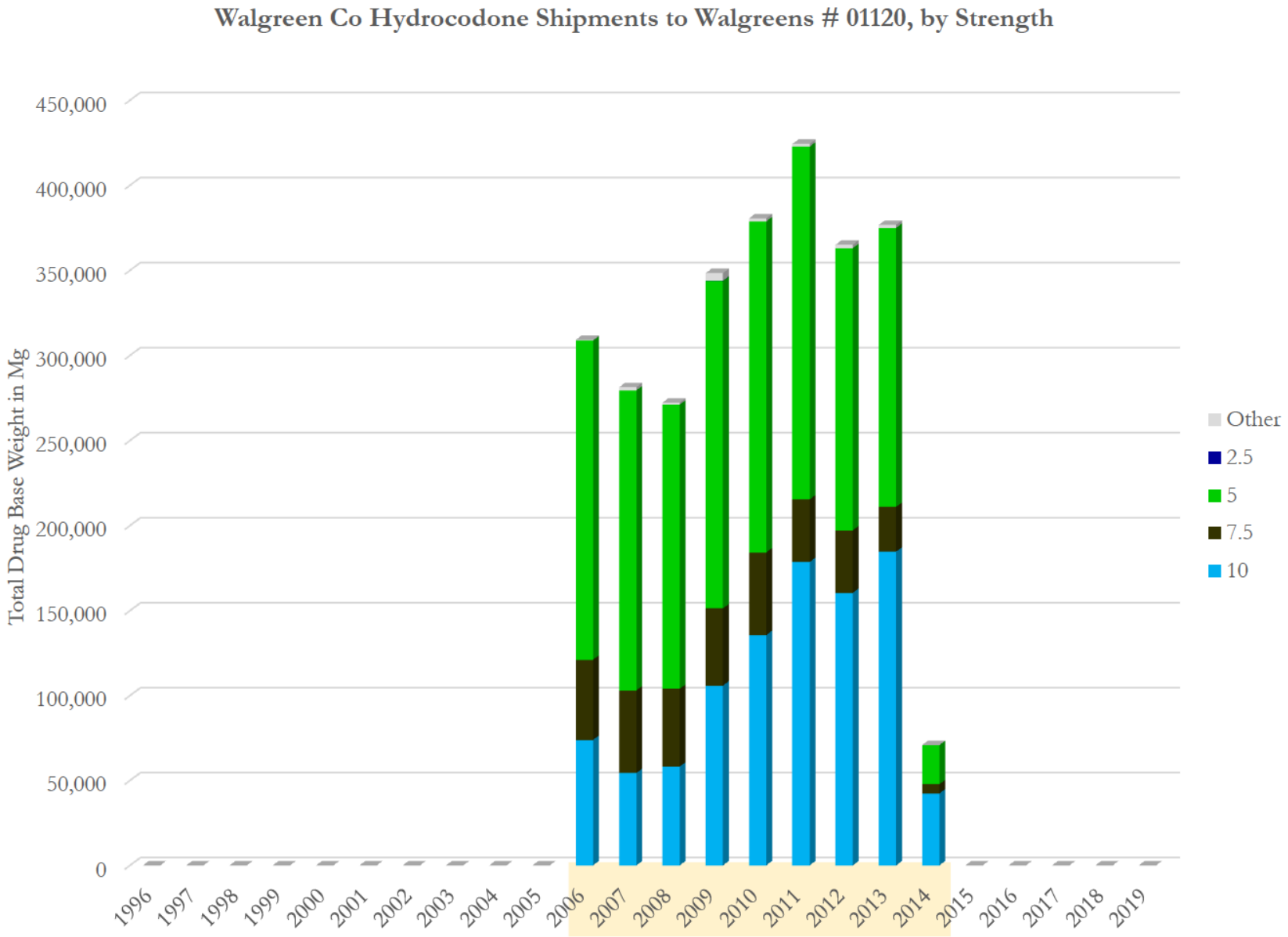

Data source: ARCOS (2006-2014) and Defendant Distribution Data (Walgreens 1/2006 - 3/2014)

Walgreens # 01120 (1/1996 to 12/2017)
DEA: AW2142848
4645 Mission St
San Francisco, CA 94112

Walgreen Co Hydrocodone Shipments to Walgreens # 01120, by Strength
(Total Dosage Units)

Strength Year\	10	7.5	5	2.5	Other	Total	Avg. Str
1996	0	0	0	0	0	**0**	
1997	0	0	0	0	0	**0**	
1998	0	0	0	0	0	**0**	
1999	0	0	0	0	0	**0**	
2000	0	0	0	0	0	**0**	
2001	0	0	0	0	0	**0**	
2002	0	0	0	0	0	**0**	
2003	0	0	0	0	0	**0**	
2004	0	0	0	0	0	**0**	
2005	0	0	0	0	0	**0**	
2006	12,200	10,400	62,000	0	0	**84,600**	6.03
2007	9,000	10,700	58,300	0	0	**78,000**	5.92
2008	9,600	10,100	55,200	0	0	**74,900**	5.98
2009	17,500	10,000	63,600	100	0	**91,200**	6.23
2010	22,400	10,700	64,300	0	0	**97,400**	6.42
2011	29,500	8,100	68,500	0	0	**106,100**	6.58
2012	26,500	8,100	54,800	0	0	**89,400**	6.71
2013	30,500	5,800	54,200	0	0	**90,500**	6.85
2014	7,000	1,200	7,600	0	0	**15,800**	7.41
2015	0	0	0	0	0	**0**	
2016	0	0	0	0	0	**0**	
2017	0	0	0	0	0	**0**	
2018	0	0	0	0	0	**0**	
2019	0	0	0	0	0	**0**	
Total	**164,200**	**75,100**	**488,500**	**100**	**0**	**727,900**	6.39

Data source: ARCOS (2006-2014) and Defendant Distribution Data (Walgreens 1/2006 - 3/2014)

Walgreens # 01120 (1/1996 to 12/2017)
DEA: AW2142848
4645 Mission St
San Francisco, CA 94112

Walgreen Co Hydrocodone Shipments to Walgreens # 01120, by Strength
(Total MME)

Strength Year\	10	7.5	5	2.5	Other	Total	Avg. Str
1996	0	0	0	0	0	**0**	
1997	0	0	0	0	0	**0**	
1998	0	0	0	0	0	**0**	
1999	0	0	0	0	0	**0**	
2000	0	0	0	0	0	**0**	
2001	0	0	0	0	0	**0**	
2002	0	0	0	0	0	**0**	
2003	0	0	0	0	0	**0**	
2004	0	0	0	0	0	**0**	
2005	0	0	0	0	0	**0**	
2006	73,859	47,221	187,674	0	430	**309,184**	6.03
2007	54,486	48,583	176,474	0	1,862	**281,405**	5.92
2008	58,118	45,859	167,090	0	1,146	**272,214**	5.98
2009	105,945	45,405	192,517	151	4,440	**348,458**	6.23
2010	135,610	48,583	194,636	0	1,719	**380,548**	6.42
2011	178,593	36,778	207,350	0	1,576	**424,296**	6.58
2012	160,431	36,778	165,880	0	2,005	**365,094**	6.71
2013	184,647	26,335	164,063	0	1,719	**376,764**	6.85
2014	42,378	5,449	23,005	0	0	**70,832**	7.41
2015	0	0	0	0	0	**0**	
2016	0	0	0	0	0	**0**	
2017	0	0	0	0	0	**0**	
2018	0	0	0	0	0	**0**	
2019	0	0	0	0	0	**0**	
Total	**994,067**	**340,992**	**1,478,690**	**151**	**14,896**	**2,828,795**	6.39

Data source: ARCOS (2006-2014) and Defendant Distribution Data (Walgreens 1/2006 - 3/2014)

Walgreens # 01120 (1/1996 to 12/2017)
DEA: AW2142848
4645 Mission St
San Francisco, CA 94112

Walgreen Co Hydrocodone Shipments to Walgreens # 01120, by Strength
(Total Drug Base Weight in Milligram)

Strength Year\	10	7.5	5	2.5	Other	Total	Avg. Str
1996	0	0	0	0	0	**0**	
1997	0	0	0	0	0	**0**	
1998	0	0	0	0	0	**0**	
1999	0	0	0	0	0	**0**	
2000	0	0	0	0	0	**0**	
2001	0	0	0	0	0	**0**	
2002	0	0	0	0	0	**0**	
2003	0	0	0	0	0	**0**	
2004	0	0	0	0	0	**0**	
2005	0	0	0	0	0	**0**	
2006	73,859	47,221	187,674	0	430	**309,184**	6.03
2007	54,486	48,583	176,474	0	1,862	**281,405**	5.92
2008	58,118	45,859	167,090	0	1,146	**272,214**	5.98
2009	105,945	45,405	192,517	151	4,440	**348,458**	6.23
2010	135,610	48,583	194,636	0	1,719	**380,548**	6.42
2011	178,593	36,778	207,350	0	1,576	**424,296**	6.58
2012	160,431	36,778	165,880	0	2,005	**365,094**	6.71
2013	184,647	26,335	164,063	0	1,719	**376,764**	6.85
2014	42,378	5,449	23,005	0	0	**70,832**	7.41
2015	0	0	0	0	0	**0**	
2016	0	0	0	0	0	**0**	
2017	0	0	0	0	0	**0**	
2018	0	0	0	0	0	**0**	
2019	0	0	0	0	0	**0**	
Total	**994,067**	**340,992**	**1,478,690**	**151**	**14,896**	**2,828,795**	6.39

Data source: ARCOS (2006-2014) and Defendant Distribution Data (Walgreens 1/2006 - 3/2014)

Walgreens # 01297 (7/2004 to 12/2017)
DEA: BW8862369
670 Fourth Street
San Francisco, CA 94107

Walgreen Co Oxycodone Shipments to Walgreens # 01297

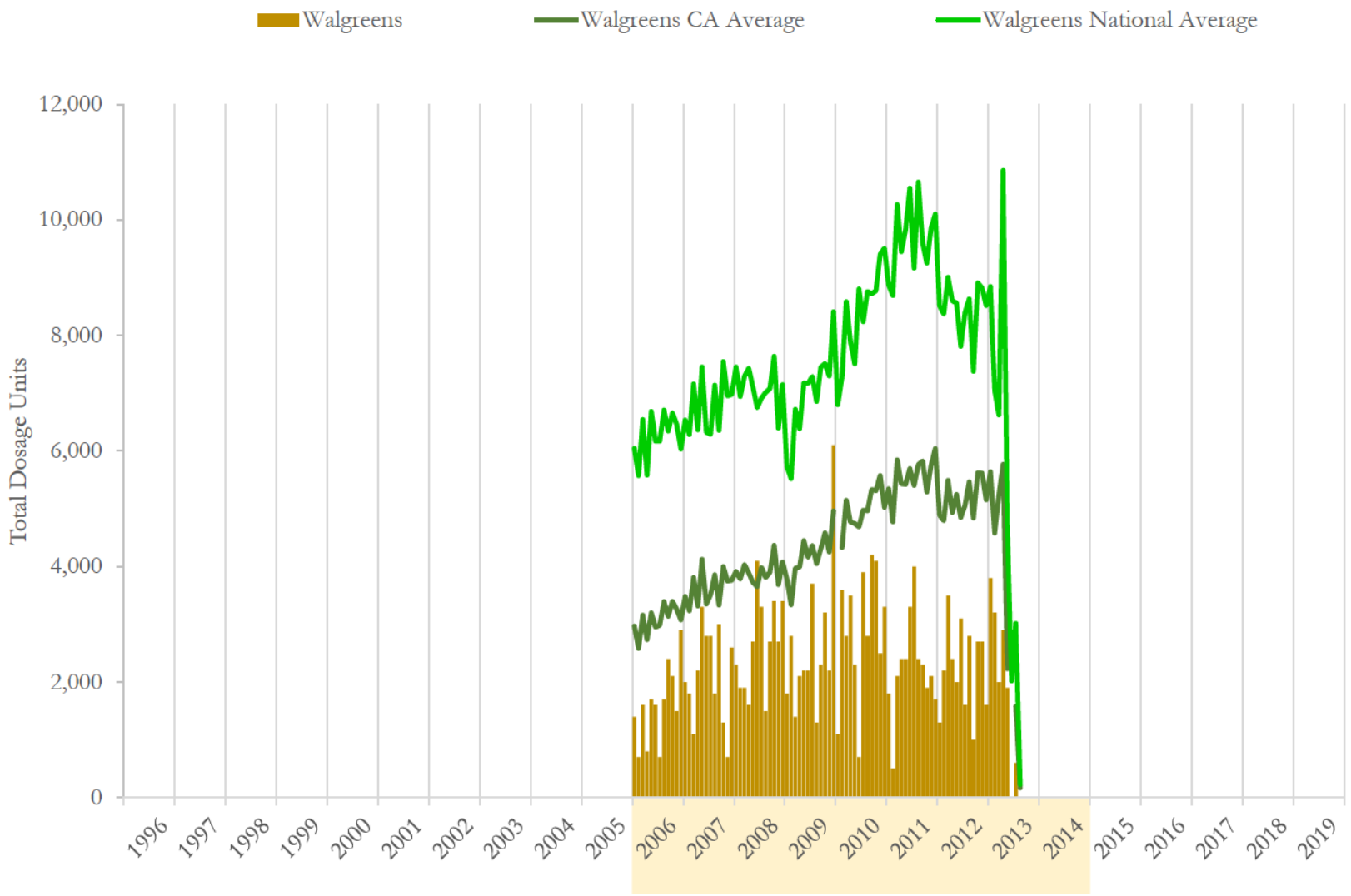

National and state averages reflect oxycodone shipped from Walgreen Co to all active pharmacies each month.
Data source: ARCOS (2006-2014) and Defendant Distribution Data (Walgreens 1/2006 - 3/2014)

Walgreens # 01297 (7/2004 to 12/2017)
DEA: BW8862369
670 Fourth Street
San Francisco, CA 94107

Walgreen Co Oxycodone Shipments to Walgreens # 01297

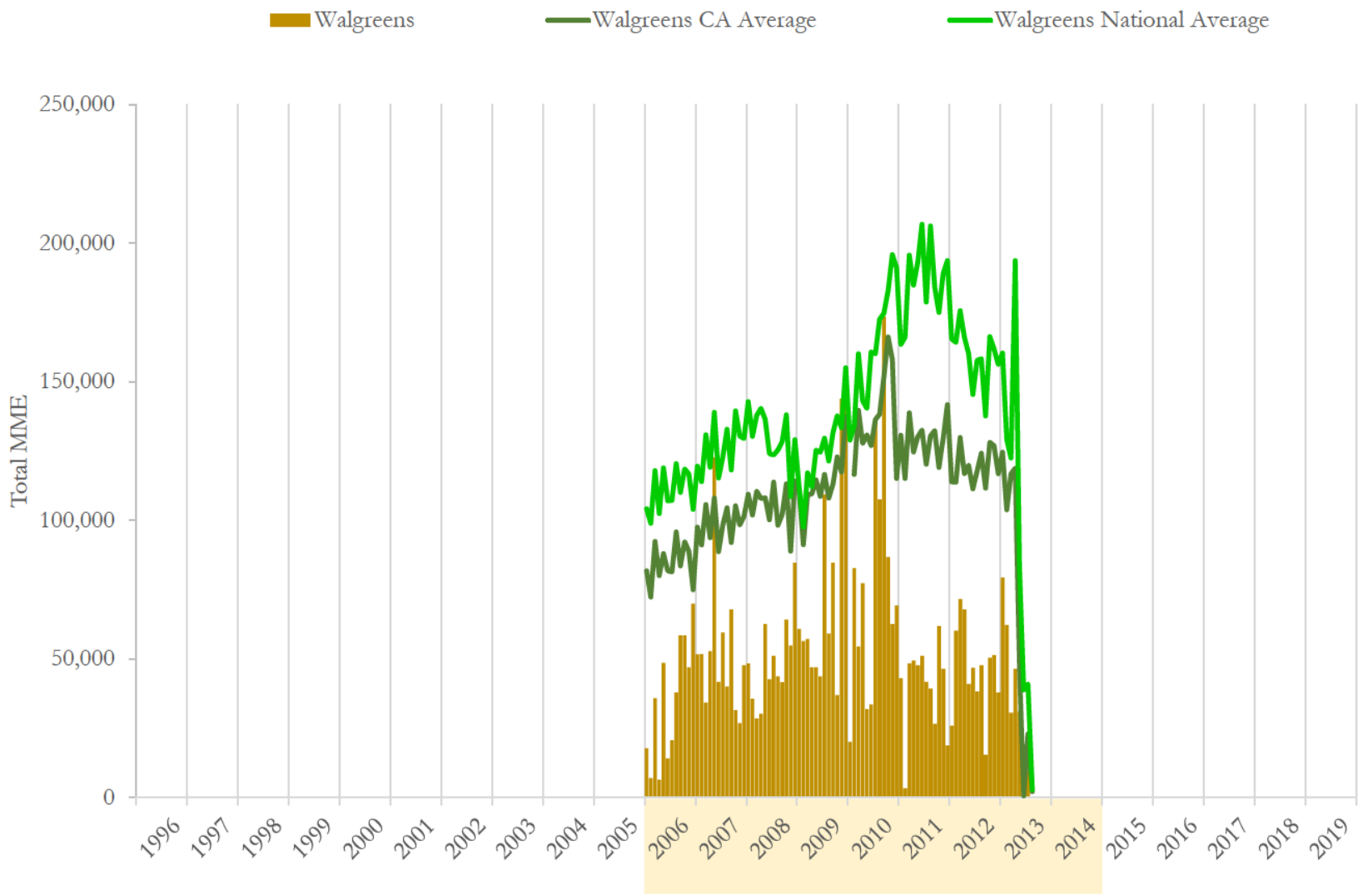

National and state averages reflect oxycodone shipped from Walgreen Co to all active pharmacies each month.
Data source: ARCOS (2006-2014) and Defendant Distribution Data (Walgreens 1/2006 - 3/2014)

Walgreens # 01297 (7/2004 to 12/2017)
DEA: BW8862369
670 Fourth Street
San Francisco, CA 94107

Walgreen Co Oxycodone Shipments to Walgreens # 01297

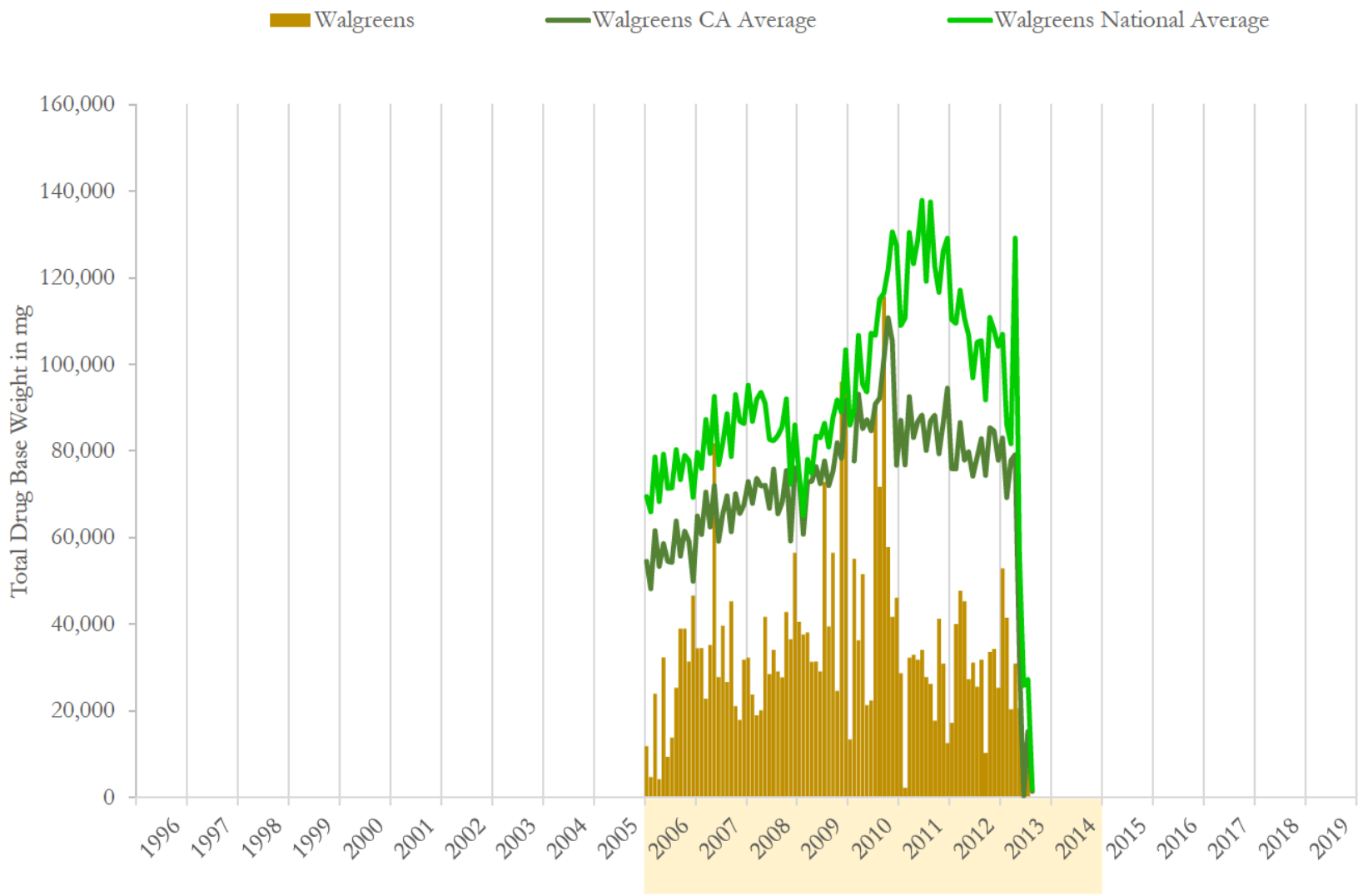

National and state averages reflect oxycodone shipped from Walgreen Co to all active pharmacies each month.
Data source: ARCOS (2006-2014) and Defendant Distribution Data (Walgreens 1/2006 - 3/2014)

Walgreens # 01297 (7/2004 to 12/2017)
DEA: BW8862369
670 Fourth Street
San Francisco, CA 94107

Walgreen Co Oxycodone Shipments to Walgreens # 01297

	Dosage Units		MME		Drug Base Weight in mg	
Date	Walgreens	% Change	Walgreens	% Change	Walgreens	% Change
01/2006	1,400	n/a	17,818	n/a	11,878	n/a
02/2006	700	-50.0%	7,060	-60.4%	4,707	-60.4%
03/2006	1,600	128.6%	35,905	408.6%	23,937	408.6%
04/2006	800	-50.0%	6,387	-82.2%	4,258	-82.2%
05/2006	1,700	112.5%	48,534	659.8%	32,356	659.8%
06/2006	1,600	-5.9%	14,120	-70.9%	9,413	-70.9%
07/2006	700	-56.3%	20,709	46.7%	13,806	46.7%
08/2006	1,700	142.9%	37,989	83.4%	25,326	83.4%
09/2006	2,400	41.2%	58,496	54.0%	38,998	54.0%
10/2006	2,100	-12.5%	58,496	0.0%	38,998	0.0%
11/2006	1,500	-28.6%	47,066	-19.5%	31,377	-19.5%
12/2006	2,900	93.3%	69,926	48.6%	46,618	48.6%
01/2007	2,000	-31.0%	51,706	-26.1%	34,470	-26.1%
02/2007	1,800	-10.0%	51,773	0.1%	34,515	0.1%
03/2007	1,100	-38.9%	34,291	-33.8%	22,861	-33.8%
04/2007	2,200	100.0%	52,781	53.9%	35,187	53.9%
05/2007	3,300	50.0%	122,708	132.5%	81,805	132.5%
06/2007	2,800	-15.2%	41,687	-66.0%	27,791	-66.0%
07/2007	2,800	0.0%	59,505	42.7%	39,670	42.7%
08/2007	1,800	-35.7%	40,006	-32.8%	26,671	-32.8%
09/2007	3,000	66.7%	67,910	69.7%	45,273	69.7%
10/2007	1,300	-56.7%	31,601	-53.5%	21,067	-53.5%
11/2007	700	-46.2%	26,895	-14.9%	17,930	-14.9%
12/2007	2,600	271.4%	47,738	77.5%	31,825	77.5%

Data source: ARCOS (2006-2014) and Defendant Distribution Data (Walgreens 1/2006 - 3/2014)

Walgreens # 01297 (7/2004 to 12/2017)
DEA: BW8862369
670 Fourth Street
San Francisco, CA 94107

Walgreen Co Oxycodone Shipments to Walgreens # 01297

	Dosage Units		MME		Drug Base Weight in mg	
Date	Walgreens	% Change	Walgreens	% Change	Walgreens	% Change
01/2008	2,300	-11.5%	48,411	1.4%	32,274	1.4%
02/2008	1,900	-17.4%	35,635	-26.4%	23,757	-26.4%
03/2008	1,900	0.0%	28,508	-20.0%	19,006	-20.0%
04/2008	1,600	-15.8%	30,256	6.1%	20,171	6.1%
05/2008	2,700	68.8%	62,530	106.7%	41,687	106.7%
06/2008	4,100	51.9%	42,695	-31.7%	28,463	-31.7%
07/2008	3,300	-19.5%	51,100	19.7%	34,067	19.7%
08/2008	1,500	-54.5%	43,704	-14.5%	29,136	-14.5%
09/2008	2,700	80.0%	41,620	-4.8%	27,747	-4.8%
10/2008	3,400	25.9%	64,212	54.3%	42,808	54.3%
11/2008	2,700	-20.6%	54,799	-14.7%	36,532	-14.7%
12/2008	3,400	25.9%	84,719	54.6%	56,480	54.6%
01/2009	1,800	-47.1%	60,850	-28.2%	40,567	-28.2%
02/2009	2,800	55.6%	56,480	-7.2%	37,653	-7.2%
03/2009	1,400	-50.0%	57,152	1.2%	38,101	1.2%
04/2009	2,100	50.0%	46,999	-17.8%	31,333	-17.8%
05/2009	2,200	4.8%	47,066	0.1%	31,378	0.1%
06/2009	2,200	0.0%	43,704	-7.1%	29,136	-7.1%
07/2009	3,700	68.2%	109,261	150.0%	72,841	150.0%
08/2009	1,300	-64.9%	59,169	-45.8%	39,446	-45.8%
09/2009	2,300	76.9%	84,719	43.2%	56,480	43.2%
10/2009	3,200	39.1%	36,981	-56.3%	24,654	-56.3%
11/2009	2,200	-31.3%	143,888	289.1%	95,926	289.1%
12/2009	6,100	177.3%	141,871	-1.4%	94,581	-1.4%

Data source: ARCOS (2006-2014) and Defendant Distribution Data (Walgreens 1/2006 - 3/2014)

Walgreens # 01297 (7/2004 to 12/2017)
DEA: BW8862369
670 Fourth Street
San Francisco, CA 94107

Walgreen Co Oxycodone Shipments to Walgreens # 01297

	Dosage Units		MME		Drug Base Weight in mg	
Date	Walgreens	% Change	Walgreens	% Change	Walgreens	% Change
01/2010	1,100	-82.0%	20,171	-85.8%	13,448	-85.8%
02/2010	3,600	227.3%	82,702	310.0%	55,135	310.0%
03/2010	2,800	-22.2%	54,462	-34.1%	36,308	-34.1%
04/2010	3,500	25.0%	77,323	42.0%	51,549	42.0%
05/2010	2,300	-34.3%	31,938	-58.7%	21,292	-58.7%
06/2010	700	-69.6%	33,619	5.3%	22,413	5.3%
07/2010	3,900	457.1%	136,089	304.8%	90,726	304.8%
08/2010	2,800	-28.2%	107,580	-20.9%	71,720	-20.9%
09/2010	4,200	50.0%	173,473	61.3%	115,649	61.3%
10/2010	4,100	-2.4%	86,736	-50.0%	57,824	-50.0%
11/2010	2,500	-39.0%	62,531	-27.9%	41,687	-27.9%
12/2010	3,300	32.0%	69,255	10.8%	46,170	10.8%
01/2011	1,800	-45.5%	43,032	-37.9%	28,688	-37.9%
02/2011	500	-72.2%	3,362	-92.2%	2,241	-92.2%
03/2011	2,100	320.0%	48,411	1340.0%	32,274	1340.0%
04/2011	2,400	14.3%	49,420	2.1%	32,946	2.1%
05/2011	2,400	0.0%	47,739	-3.4%	31,826	-3.4%
06/2011	3,300	37.5%	51,101	7.0%	34,067	7.0%
07/2011	4,000	21.2%	41,687	-18.4%	27,792	-18.4%
08/2011	2,400	-40.0%	39,334	-5.6%	26,223	-5.6%
09/2011	2,300	-4.2%	26,559	-32.5%	17,706	-32.5%
10/2011	1,900	-17.4%	61,859	132.9%	41,239	132.9%
11/2011	2,100	10.5%	46,394	-25.0%	30,929	-25.0%
12/2011	1,700	-19.0%	18,827	-59.4%	12,551	-59.4%

Data source: ARCOS (2006-2014) and Defendant Distribution Data (Walgreens 1/2006 - 3/2014)

Walgreens # 01297 (7/2004 to 12/2017)
DEA: BW8862369
670 Fourth Street
San Francisco, CA 94107

Walgreen Co Oxycodone Shipments to Walgreens # 01297

	Dosage Units		MME		Drug Base Weight in mg	
Date	Walgreens	% Change	Walgreens	% Change	Walgreens	% Change
01/2012	1,300	-23.5%	25,886	37.5%	17,258	37.5%
02/2012	2,200	69.2%	60,178	132.5%	40,118	132.5%
03/2012	3,500	59.1%	71,608	19.0%	47,739	19.0%
04/2012	2,400	-31.4%	67,910	-5.2%	45,273	-5.2%
05/2012	2,000	-16.7%	41,015	-39.6%	27,343	-39.6%
06/2012	3,100	55.0%	46,730	13.9%	31,153	13.9%
07/2012	1,600	-48.4%	38,325	-18.0%	25,550	-18.0%
08/2012	2,800	75.0%	47,739	24.6%	31,826	24.6%
09/2012	1,000	-64.3%	15,465	-67.6%	10,310	-67.6%
10/2012	2,700	170.0%	50,428	226.1%	33,619	226.1%
11/2012	2,700	0.0%	51,437	2.0%	34,291	2.0%
12/2012	1,600	-40.7%	37,989	-26.1%	25,326	-26.1%
01/2013	3,800	137.5%	79,340	108.8%	52,894	108.8%
02/2013	3,200	-15.8%	62,195	-21.6%	41,463	-21.6%
03/2013	2,000	-37.5%	30,593	-50.8%	20,395	-50.8%
04/2013	2,900	45.0%	46,394	51.6%	30,929	51.6%
05/2013	1,900	-34.5%	30,929	-33.3%	20,620	-33.3%
06/2013	0	-100.0%	0	-100.0%	0	-100.0%
07/2013	600	n/a	9,749	n/a	6,500	n/a
08/2013	0	-100.0%	0	-100.0%	0	-100.0%
09/2013	0	n/a	0	n/a	0	n/a
10/2013	0	n/a	0	n/a	0	n/a
11/2013	0	n/a	0	n/a	0	n/a
12/2013	0	n/a	0	n/a	0	n/a

Data source: ARCOS (2006-2014) and Defendant Distribution Data (Walgreens 1/2006 - 3/2014)

Walgreens # 01297 (7/2004 to 12/2017)
DEA: BW8862369
670 Fourth Street
San Francisco, CA 94107

Walgreen Co Oxycodone Shipments to Walgreens # 01297

	Dosage Units		MME		Drug Base Weight in mg	
Date	Walgreens	% Change	Walgreens	% Change	Walgreens	% Change
1996	0		0		0	
1997	0	n/a	0	n/a	0	n/a
1998	0	n/a	0	n/a	0	n/a
1999	0	n/a	0	n/a	0	n/a
2000	0	n/a	0	n/a	0	n/a
2001	0	n/a	0	n/a	0	n/a
2002	0	n/a	0	n/a	0	n/a
2003	0	n/a	0	n/a	0	n/a
2004	0	n/a	0	n/a	0	n/a
2005	0	n/a	0	n/a	0	n/a
2006	19,100	n/a	422,507	n/a	281,672	n/a
2007	25,400	33.0%	628,600	48.8%	419,067	48.8%
2008	31,500	24.0%	588,190	-6.4%	392,127	-6.4%
2009	31,300	-0.6%	888,140	51.0%	592,093	51.0%
2010	34,800	11.2%	935,879	5.4%	623,919	5.4%
2011	26,900	-22.7%	477,722	-49.0%	318,482	-49.0%
2012	26,900	0.0%	554,709	16.1%	369,806	16.1%
2013	14,400	-46.5%	259,201	-53.3%	172,800	-53.3%
2014	0	-100.0%	0	-100.0%	0	-100.0%
2015	0	n/a	0	n/a	0	n/a
2016	0	n/a	0	n/a	0	n/a
2017	0	n/a	0	n/a	0	n/a
2018	0	n/a	0	n/a	0	n/a
2019	0	n/a	0	n/a	0	n/a
Total	**210,300**		**4,754,949**		**3,169,966**	

Data source: ARCOS (2006-2014) and Defendant Distribution Data (Walgreens 1/2006 - 3/2014)

Walgreens # 01297 (7/2004 to 12/2017)
DEA: BW8862369
670 Fourth Street
San Francisco, CA 94107

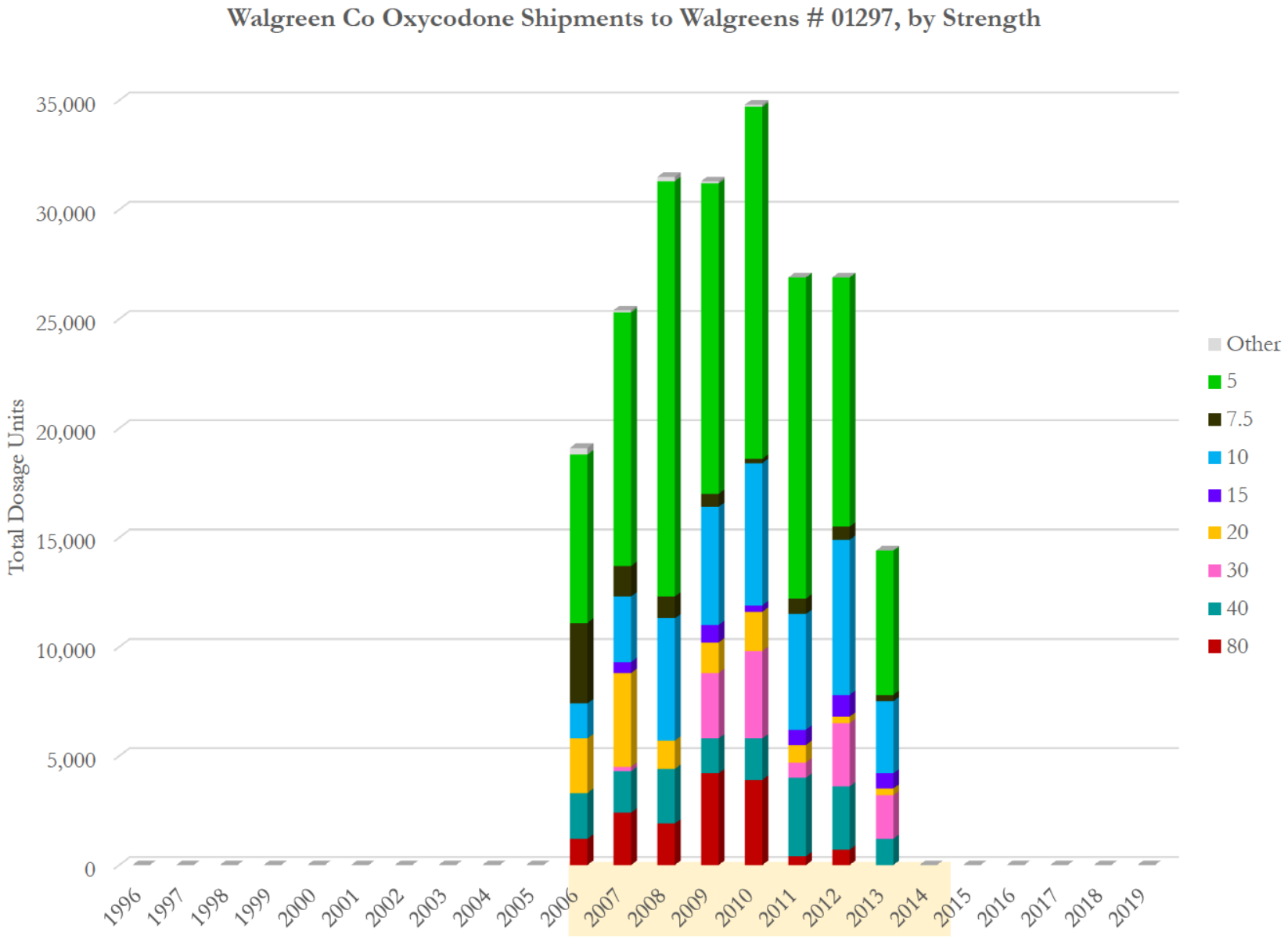

Data source: ARCOS (2006-2014) and Defendant Distribution Data (Walgreens 1/2006 - 3/2014)

Walgreens # 01297 (7/2004 to 12/2017)
DEA: BW8862369
670 Fourth Street
San Francisco, CA 94107

Walgreen Co Oxycodone Shipments to Walgreens # 01297, by Strength

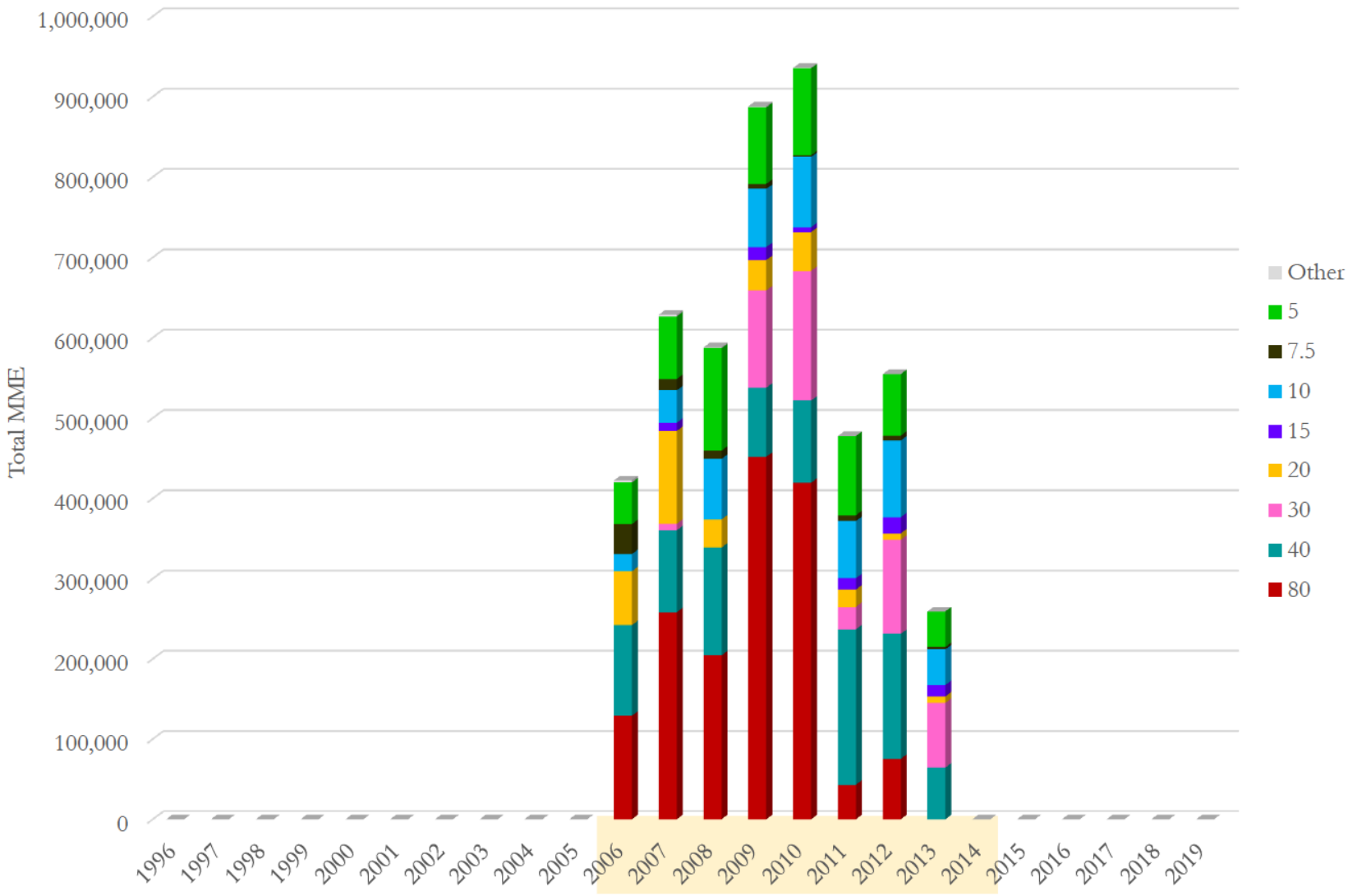

Data source: ARCOS (2006-2014) and Defendant Distribution Data (Walgreens 1/2006 - 3/2014)

Walgreens # 01297 (7/2004 to 12/2017)
DEA: BW8862369
670 Fourth Street
San Francisco, CA 94107

Walgreen Co Oxycodone Shipments to Walgreens # 01297, by Strength

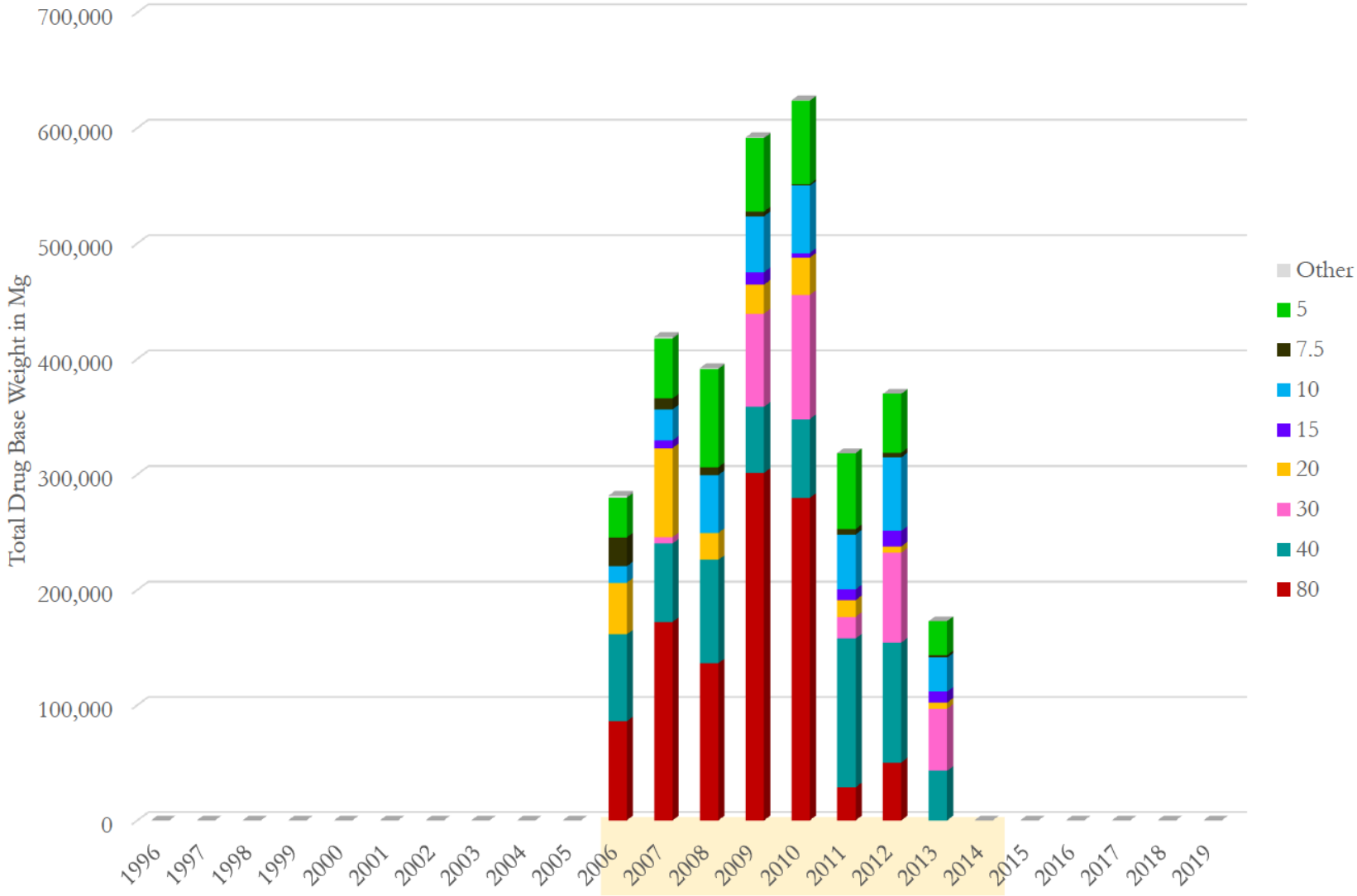

Data source: ARCOS (2006-2014) and Defendant Distribution Data (Walgreens 1/2006 - 3/2014)

Walgreens # 01297 (7/2004 to 12/2017)
DEA: BW8862369
670 Fourth Street
San Francisco, CA 94107

Walgreen Co Oxycodone Shipments to Walgreens # 01297, by Strength
(Total Dosage Units)

Strength Year\	80	40	30	20	15	10	7.5	5	Other	Total	Avg. Str
1996	0	0	0	0	0	0	0	0	0	**0**	
1997	0	0	0	0	0	0	0	0	0	**0**	
1998	0	0	0	0	0	0	0	0	0	**0**	
1999	0	0	0	0	0	0	0	0	0	**0**	
2000	0	0	0	0	0	0	0	0	0	**0**	
2001	0	0	0	0	0	0	0	0	0	**0**	
2002	0	0	0	0	0	0	0	0	0	**0**	
2003	0	0	0	0	0	0	0	0	0	**0**	
2004	0	0	0	0	0	0	0	0	0	**0**	
2005	0	0	0	0	0	0	0	0	0	**0**	
2006	1,200	2,100	0	2,500	0	1,600	3,700	7,700	300	**19,100**	16.61
2007	2,400	1,900	200	4,300	500	3,000	1,400	11,600	100	**25,400**	18.42
2008	1,900	2,500	0	1,300	0	5,600	1,000	19,000	200	**31,500**	13.95
2009	4,200	1,600	3,000	1,400	800	5,400	600	14,200	100	**31,300**	21.14
2010	3,900	1,900	4,000	1,800	300	6,500	200	16,100	100	**34,800**	20.04
2011	400	3,600	700	800	700	5,300	700	14,700	0	**26,900**	13.21
2012	700	2,900	2,900	300	1,000	7,100	600	11,400	0	**26,900**	15.33
2013	0	1,200	2,000	300	700	3,300	300	6,600	0	**14,400**	13.39
2014	0	0	0	0	0	0	0	0	0	**0**	
2015	0	0	0	0	0	0	0	0	0	**0**	
2016	0	0	0	0	0	0	0	0	0	**0**	
2017	0	0	0	0	0	0	0	0	0	**0**	
2018	0	0	0	0	0	0	0	0	0	**0**	
2019	0	0	0	0	0	0	0	0	0	**0**	
Total	**14,700**	**17,700**	**12,800**	**12,700**	**4,000**	**37,800**	**8,500**	**101,300**	**800**	**210,300**	16.85

Data source: ARCOS (2006-2014) and Defendant Distribution Data (Walgreens 1/2006 - 3/2014)

Walgreens # 01297 (7/2004 to 12/2017)
DEA: BW8862369
670 Fourth Street
San Francisco, CA 94107

Walgreen Co Oxycodone Shipments to Walgreens # 01297, by Strength (Total MME)

Strength Year\	80	40	30	20	15	10	7.5	5	Other	Total	Avg. Str
1996	0	0	0	0	0	0	0	0	0	**0**	
1997	0	0	0	0	0	0	0	0	0	**0**	
1998	0	0	0	0	0	0	0	0	0	**0**	
1999	0	0	0	0	0	0	0	0	0	**0**	
2000	0	0	0	0	0	0	0	0	0	**0**	
2001	0	0	0	0	0	0	0	0	0	**0**	
2002	0	0	0	0	0	0	0	0	0	**0**	
2003	0	0	0	0	0	0	0	0	0	**0**	
2004	0	0	0	0	0	0	0	0	0	**0**	
2005	0	0	0	0	0	0	0	0	0	**0**	
2006	129,096	112,959	0	67,238	0	21,516	37,317	51,771	2,611	**422,507**	16.61
2007	258,192	102,201	8,069	115,649	10,086	40,343	14,120	77,992	1,950	**628,600**	18.42
2008	204,402	134,475	0	34,964	0	75,306	10,086	127,748	1,210	**588,190**	13.95
2009	451,836	86,064	121,028	37,653	16,137	72,617	6,051	95,477	1,278	**888,140**	21.14
2010	419,562	102,201	161,370	48,411	6,051	87,409	2,017	108,252	605	**935,879**	20.04
2011	43,032	193,644	28,240	21,516	14,120	71,272	7,060	98,839	0	**477,722**	13.21
2012	75,306	155,991	116,993	8,069	20,171	95,477	6,051	76,651	0	**554,709**	15.33
2013	0	64,548	80,685	8,069	14,120	44,377	3,026	44,377	0	**259,201**	13.39
2014	0	0	0	0	0	0	0	0	0	**0**	
2015	0	0	0	0	0	0	0	0	0	**0**	
2016	0	0	0	0	0	0	0	0	0	**0**	
2017	0	0	0	0	0	0	0	0	0	**0**	
2018	0	0	0	0	0	0	0	0	0	**0**	
2019	0	0	0	0	0	0	0	0	0	**0**	
Total	**1,581,426**	**952,083**	**516,384**	**341,567**	**80,685**	**508,316**	**85,728**	**681,108**	**7,653**	**4,754,949**	16.85

Data source: ARCOS (2006-2014) and Defendant Distribution Data (Walgreens 1/2006 - 3/2014)

Walgreens # 01297 (7/2004 to 12/2017)
DEA: BW8862369
670 Fourth Street
San Francisco, CA 94107

Walgreen Co Oxycodone Shipments to Walgreens # 01297, by Strength
(Total Drug Base Weight in Milligram)

Strength Year\	80	40	30	20	15	10	7.5	5	Other	Total	Avg. Str
1996	0	0	0	0	0	0	0	0	0	**0**	
1997	0	0	0	0	0	0	0	0	0	**0**	
1998	0	0	0	0	0	0	0	0	0	**0**	
1999	0	0	0	0	0	0	0	0	0	**0**	
2000	0	0	0	0	0	0	0	0	0	**0**	
2001	0	0	0	0	0	0	0	0	0	**0**	
2002	0	0	0	0	0	0	0	0	0	**0**	
2003	0	0	0	0	0	0	0	0	0	**0**	
2004	0	0	0	0	0	0	0	0	0	**0**	
2005	0	0	0	0	0	0	0	0	0	**0**	
2006	86,064	75,306	0	44,825	0	14,344	24,878	34,514	1,741	**281,672**	16.61
2007	172,128	68,134	5,379	77,099	6,724	26,895	9,413	51,995	1,300	**419,067**	18.42
2008	136,268	89,650	0	23,309	0	50,204	6,724	85,165	807	**392,127**	13.95
2009	301,224	57,376	80,685	25,102	10,758	48,411	4,034	63,652	852	**592,093**	21.14
2010	279,708	68,134	107,580	32,274	4,034	58,273	1,345	72,168	403	**623,919**	20.04
2011	28,688	129,096	18,827	14,344	9,413	47,515	4,707	65,893	0	**318,482**	13.21
2012	50,204	103,994	77,996	5,379	13,448	63,652	4,034	51,101	0	**369,806**	15.33
2013	0	43,032	53,790	5,379	9,413	29,585	2,017	29,585	0	**172,800**	13.39
2014	0	0	0	0	0	0	0	0	0	**0**	
2015	0	0	0	0	0	0	0	0	0	**0**	
2016	0	0	0	0	0	0	0	0	0	**0**	
2017	0	0	0	0	0	0	0	0	0	**0**	
2018	0	0	0	0	0	0	0	0	0	**0**	
2019	0	0	0	0	0	0	0	0	0	**0**	
Total	**1,054,284**	**634,722**	**344,256**	**227,711**	**53,790**	**338,877**	**57,152**	**454,072**	**5,102**	**3,169,966**	16.85

Data source: ARCOS (2006-2014) and Defendant Distribution Data (Walgreens 1/2006 - 3/2014)

Walgreens # 01297 (7/2004 to 12/2017)
DEA: BW8862369
670 Fourth Street
San Francisco, CA 94107

Anda, Inc Hydrocodone Shipments to Walgreens # 01297

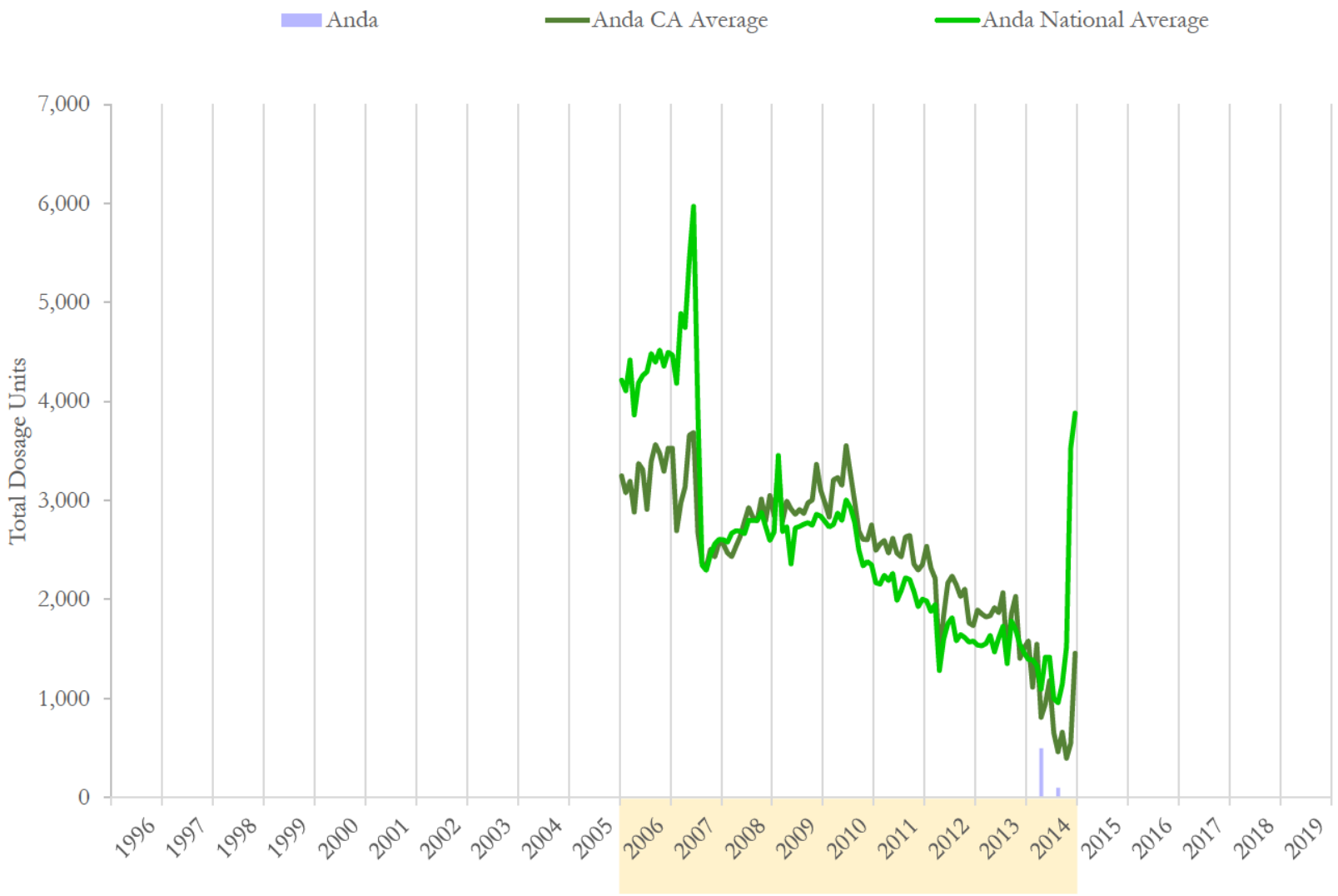

National and state averages reflect hydrocodone shipped from Anda, Inc to all active pharmacies each month.
Data source: ARCOS (2006-2014) and Defendant Distribution Data (Anda 12/1996 - 1/2015)

Walgreens # 01297 (7/2004 to 12/2017)
DEA: BW8862369
670 Fourth Street
San Francisco, CA 94107

Anda, Inc Hydrocodone Shipments to Walgreens # 01297

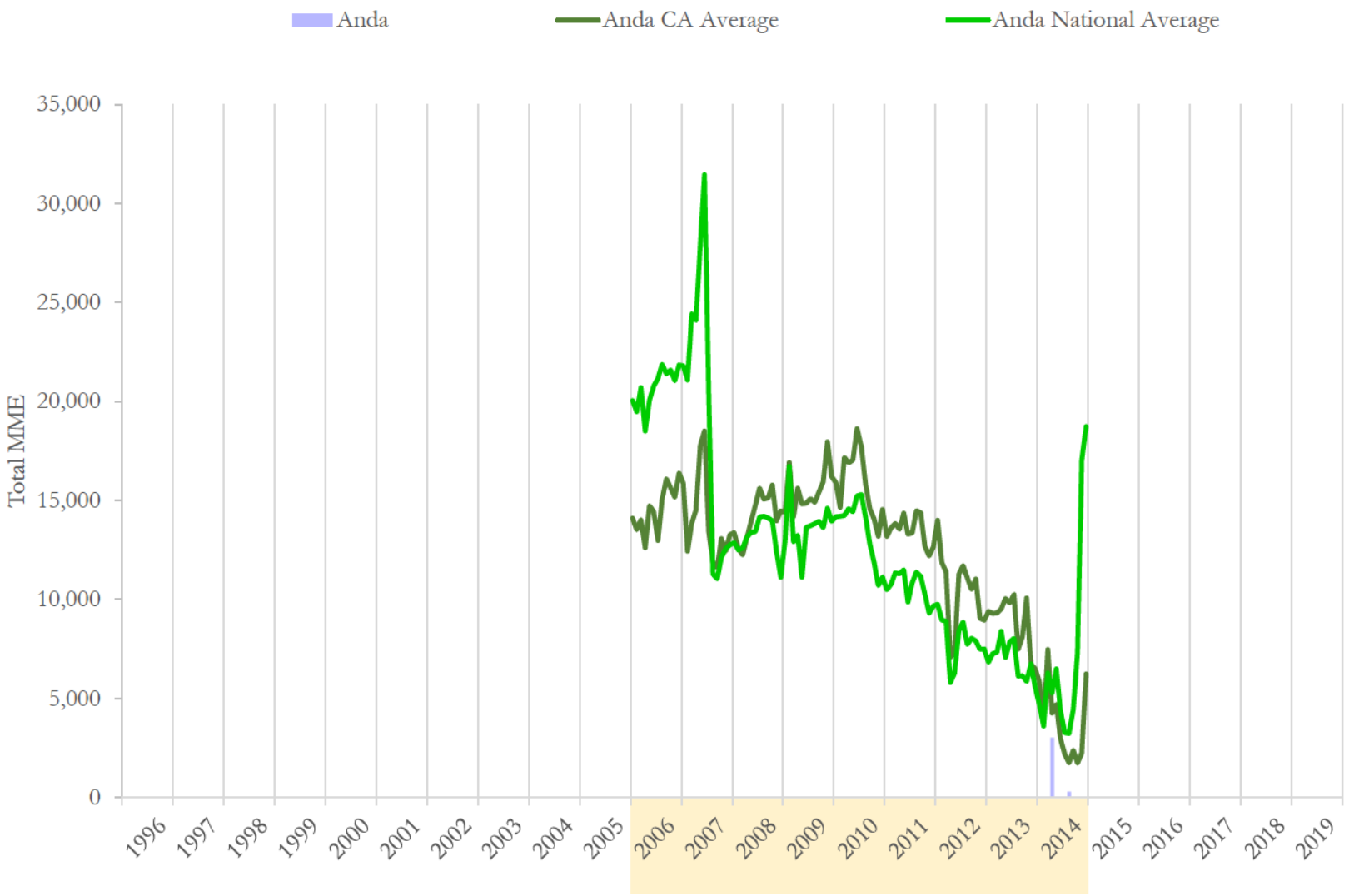

National and state averages reflect hydrocodone shipped from Anda, Inc to all active pharmacies each month.
Data source: ARCOS (2006-2014) and Defendant Distribution Data (Anda 12/1996 - 1/2015)

Walgreens # 01297 (7/2004 to 12/2017)
DEA: BW8862369
670 Fourth Street
San Francisco, CA 94107

Anda, Inc Hydrocodone Shipments to Walgreens # 01297

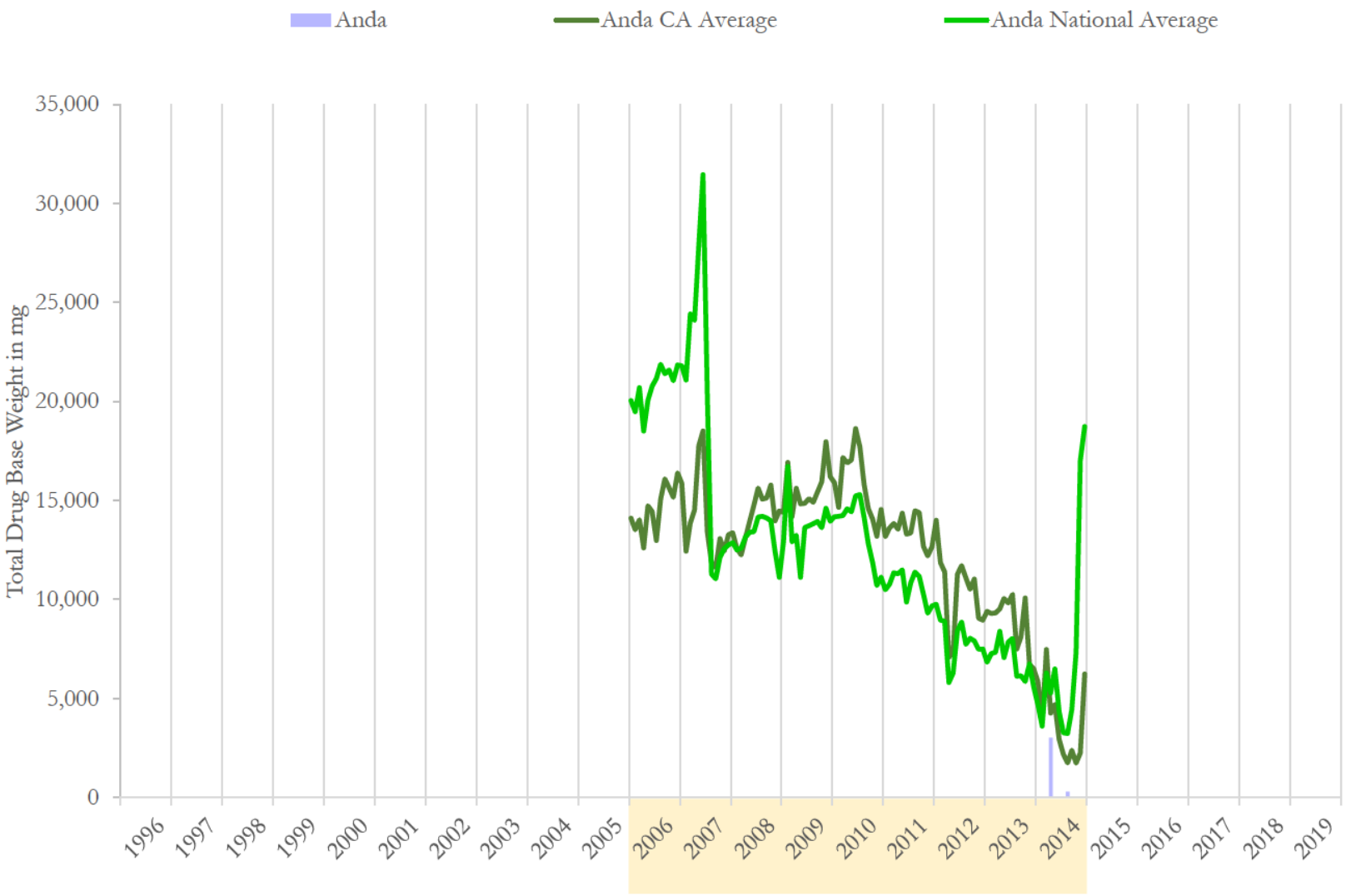

National and state averages reflect hydrocodone shipped from Anda, Inc to all active pharmacies each month.
Data source: ARCOS (2006-2014) and Defendant Distribution Data (Anda 12/1996 - 1/2015)

Anda, Inc Hydrocodone Shipments to Walgreens # 01297

	Dosage Units		MME		Drug Base Weight in mg	
Date	Anda	% Change	Anda	% Change	Anda	% Change
01/2014	0	n/a	0	n/a	0	n/a
02/2014	0	n/a	0	n/a	0	n/a
03/2014	0	n/a	0	n/a	0	n/a
04/2014	500	n/a	3,027	n/a	3,027	n/a
05/2014	0	-100.0%	0	-100.0%	0	-100.0%
06/2014	0	n/a	0	n/a	0	n/a
07/2014	0	n/a	0	n/a	0	n/a
08/2014	100	n/a	303	n/a	303	n/a
09/2014	0	-100.0%	0	-100.0%	0	-100.0%
10/2014	0	n/a	0	n/a	0	n/a
11/2014	0	n/a	0	n/a	0	n/a
12/2014	0	n/a	0	n/a	0	n/a
01/2015	0	n/a	0	n/a	0	n/a
02/2015	0	n/a	0	n/a	0	n/a
03/2015	0	n/a	0	n/a	0	n/a
04/2015	0	n/a	0	n/a	0	n/a
05/2015	0	n/a	0	n/a	0	n/a
06/2015	0	n/a	0	n/a	0	n/a
07/2015	0	n/a	0	n/a	0	n/a
08/2015	0	n/a	0	n/a	0	n/a
09/2015	0	n/a	0	n/a	0	n/a
10/2015	0	n/a	0	n/a	0	n/a
11/2015	0	n/a	0	n/a	0	n/a
12/2015	0	n/a	0	n/a	0	n/a

Data source: ARCOS (2006-2014) and Defendant Distribution Data (Anda 12/1996 - 1/2015)

Walgreens # 01297 (7/2004 to 12/2017)
DEA: BW8862369
670 Fourth Street
San Francisco, CA 94107

Anda, Inc Hydrocodone Shipments to Walgreens # 01297

	Dosage Units		MME		Drug Base Weight in mg	
Date	Anda	% Change	Anda	% Change	Anda	% Change
1996	0		0		0	
1997	0	n/a	0	n/a	0	n/a
1998	0	n/a	0	n/a	0	n/a
1999	0	n/a	0	n/a	0	n/a
2000	0	n/a	0	n/a	0	n/a
2001	0	n/a	0	n/a	0	n/a
2002	0	n/a	0	n/a	0	n/a
2003	0	n/a	0	n/a	0	n/a
2004	0	n/a	0	n/a	0	n/a
2005	0	n/a	0	n/a	0	n/a
2006	0	n/a	0	n/a	0	n/a
2007	0	n/a	0	n/a	0	n/a
2008	0	n/a	0	n/a	0	n/a
2009	0	n/a	0	n/a	0	n/a
2010	0	n/a	0	n/a	0	n/a
2011	0	n/a	0	n/a	0	n/a
2012	0	n/a	0	n/a	0	n/a
2013	0	n/a	0	n/a	0	n/a
2014	600	n/a	3,330	n/a	3,330	n/a
2015	0	-100.0%	0	-100.0%	0	-100.0%
2016	0	n/a	0	n/a	0	n/a
2017	0	n/a	0	n/a	0	n/a
2018	0	n/a	0	n/a	0	n/a
2019	0	n/a	0	n/a	0	n/a
Total	**600**		**3,330**		**3,330**	

Data source: ARCOS (2006-2014) and Defendant Distribution Data (Anda 12/1996 - 1/2015)

Walgreens # 01297 (7/2004 to 12/2017)
DEA: BW8862369
670 Fourth Street
San Francisco, CA 94107

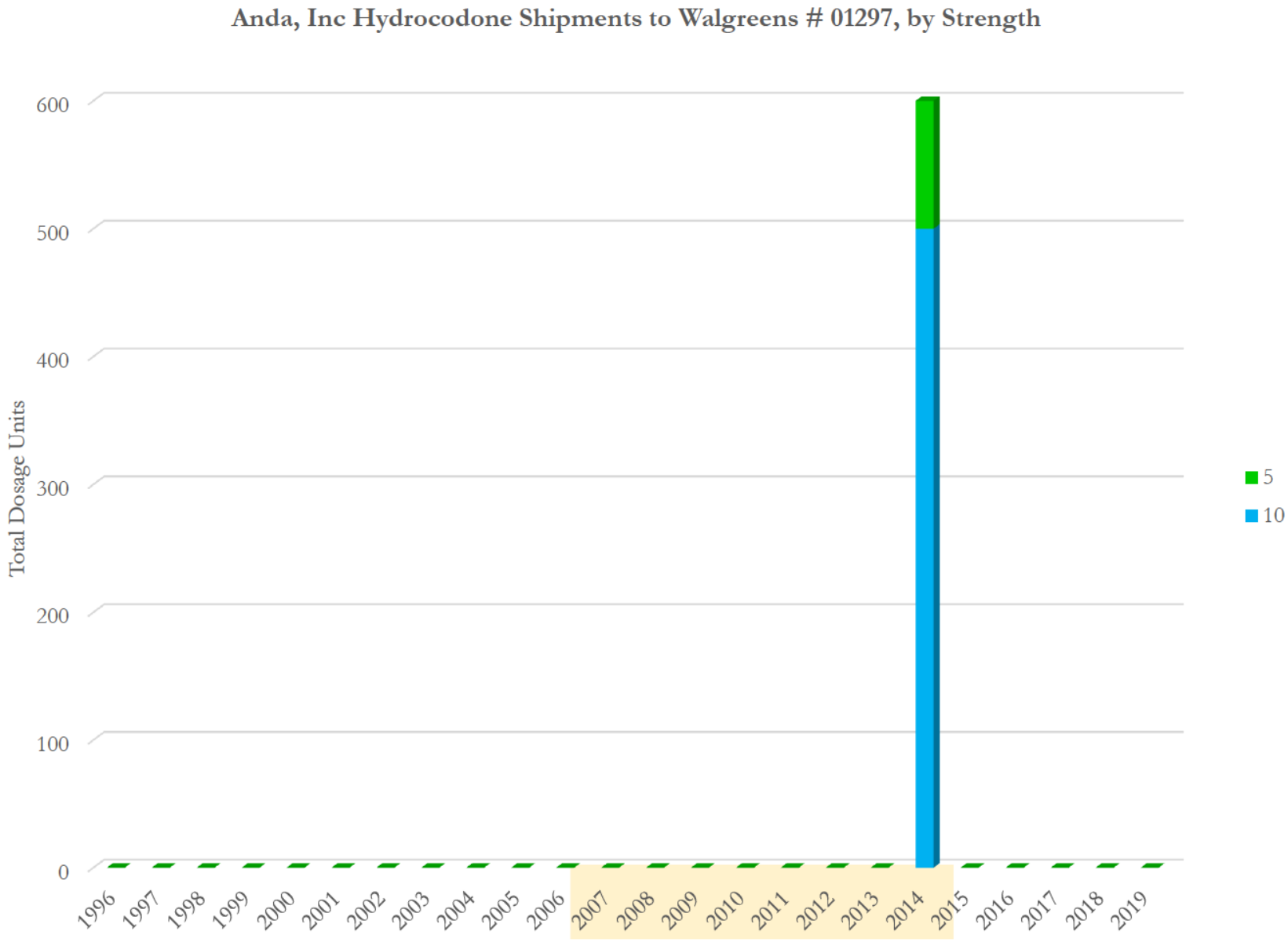

Data source: ARCOS (2006-2014) and Defendant Distribution Data (Anda 12/1996 - 1/2015)

Walgreens # 01297 (7/2004 to 12/2017)
DEA: BW8862369
670 Fourth Street
San Francisco, CA 94107

Anda, Inc Hydrocodone Shipments to Walgreens # 01297, by Strength

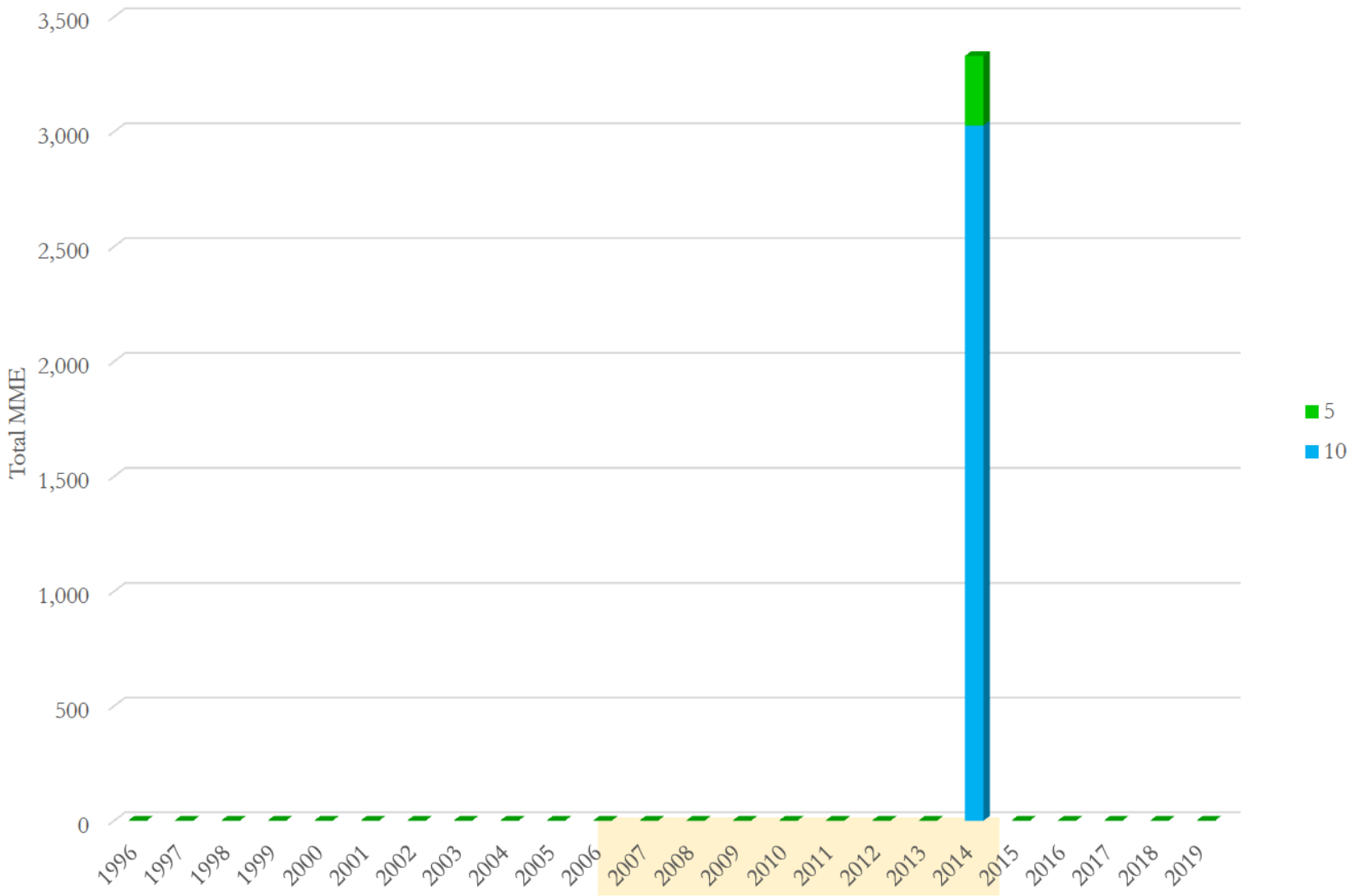

Data source: ARCOS (2006-2014) and Defendant Distribution Data (Anda 12/1996 - 1/2015)

Walgreens # 01297 (7/2004 to 12/2017)
DEA: BW8862369
670 Fourth Street
San Francisco, CA 94107

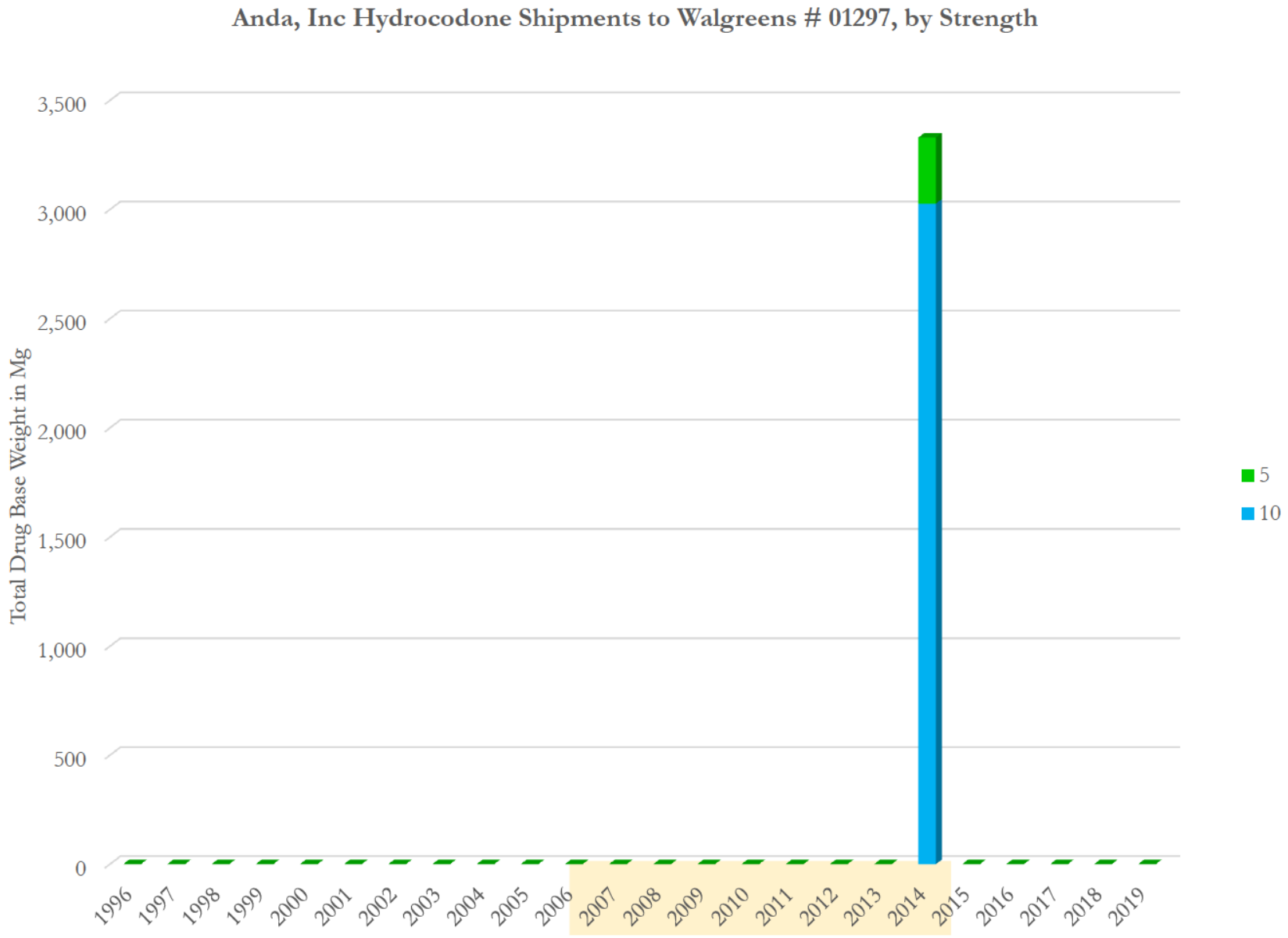

Data source: ARCOS (2006-2014) and Defendant Distribution Data (Anda 12/1996 - 1/2015)

Anda, Inc Hydrocodone Shipments to Walgreens # 01297, by Strength
(Total Dosage Units)

Strength Year\	10	5	Total	Avg. Str
1996	0	0	**0**	
1997	0	0	**0**	
1998	0	0	**0**	
1999	0	0	**0**	
2000	0	0	**0**	
2001	0	0	**0**	
2002	0	0	**0**	
2003	0	0	**0**	
2004	0	0	**0**	
2005	0	0	**0**	
2006	0	0	**0**	
2007	0	0	**0**	
2008	0	0	**0**	
2009	0	0	**0**	
2010	0	0	**0**	
2011	0	0	**0**	
2012	0	0	**0**	
2013	0	0	**0**	
2014	500	100	**600**	9.17
2015	0	0	**0**	
2016	0	0	**0**	
2017	0	0	**0**	
2018	0	0	**0**	
2019	0	0	**0**	
Total	**500**	**100**	**600**	9.17

Data source: ARCOS (2006-2014) and Defendant Distribution Data (Anda 12/1996 - 1/2015)

Anda, Inc Hydrocodone Shipments to Walgreens # 01297, by Strength
(Total MME)

Strength Year\	10	5	Total	Avg. Str
1996	0	0	**0**	
1997	0	0	**0**	
1998	0	0	**0**	
1999	0	0	**0**	
2000	0	0	**0**	
2001	0	0	**0**	
2002	0	0	**0**	
2003	0	0	**0**	
2004	0	0	**0**	
2005	0	0	**0**	
2006	0	0	**0**	
2007	0	0	**0**	
2008	0	0	**0**	
2009	0	0	**0**	
2010	0	0	**0**	
2011	0	0	**0**	
2012	0	0	**0**	
2013	0	0	**0**	
2014	3,027	303	**3,330**	9.17
2015	0	0	**0**	
2016	0	0	**0**	
2017	0	0	**0**	
2018	0	0	**0**	
2019	0	0	**0**	
Total	**3,027**	**303**	**3,330**	9.17

Data source: ARCOS (2006-2014) and Defendant Distribution Data (Anda 12/1996 - 1/2015)

Anda, Inc Hydrocodone Shipments to Walgreens # 01297, by Strength
(Total Drug Base Weight in Milligram)

Strength Year\	10	5	Total	Avg. Str
1996	0	0	**0**	
1997	0	0	**0**	
1998	0	0	**0**	
1999	0	0	**0**	
2000	0	0	**0**	
2001	0	0	**0**	
2002	0	0	**0**	
2003	0	0	**0**	
2004	0	0	**0**	
2005	0	0	**0**	
2006	0	0	**0**	
2007	0	0	**0**	
2008	0	0	**0**	
2009	0	0	**0**	
2010	0	0	**0**	
2011	0	0	**0**	
2012	0	0	**0**	
2013	0	0	**0**	
2014	3,027	303	**3,330**	9.17
2015	0	0	**0**	
2016	0	0	**0**	
2017	0	0	**0**	
2018	0	0	**0**	
2019	0	0	**0**	
Total	**3,027**	**303**	**3,330**	9.17

Data source: ARCOS (2006-2014) and Defendant Distribution Data (Anda 12/1996 - 1/2015)

Walgreens # 01297 (7/2004 to 12/2017)
DEA: BW8862369
670 Fourth Street
San Francisco, CA 94107

Walgreen Co Hydrocodone Shipments to Walgreens # 01297

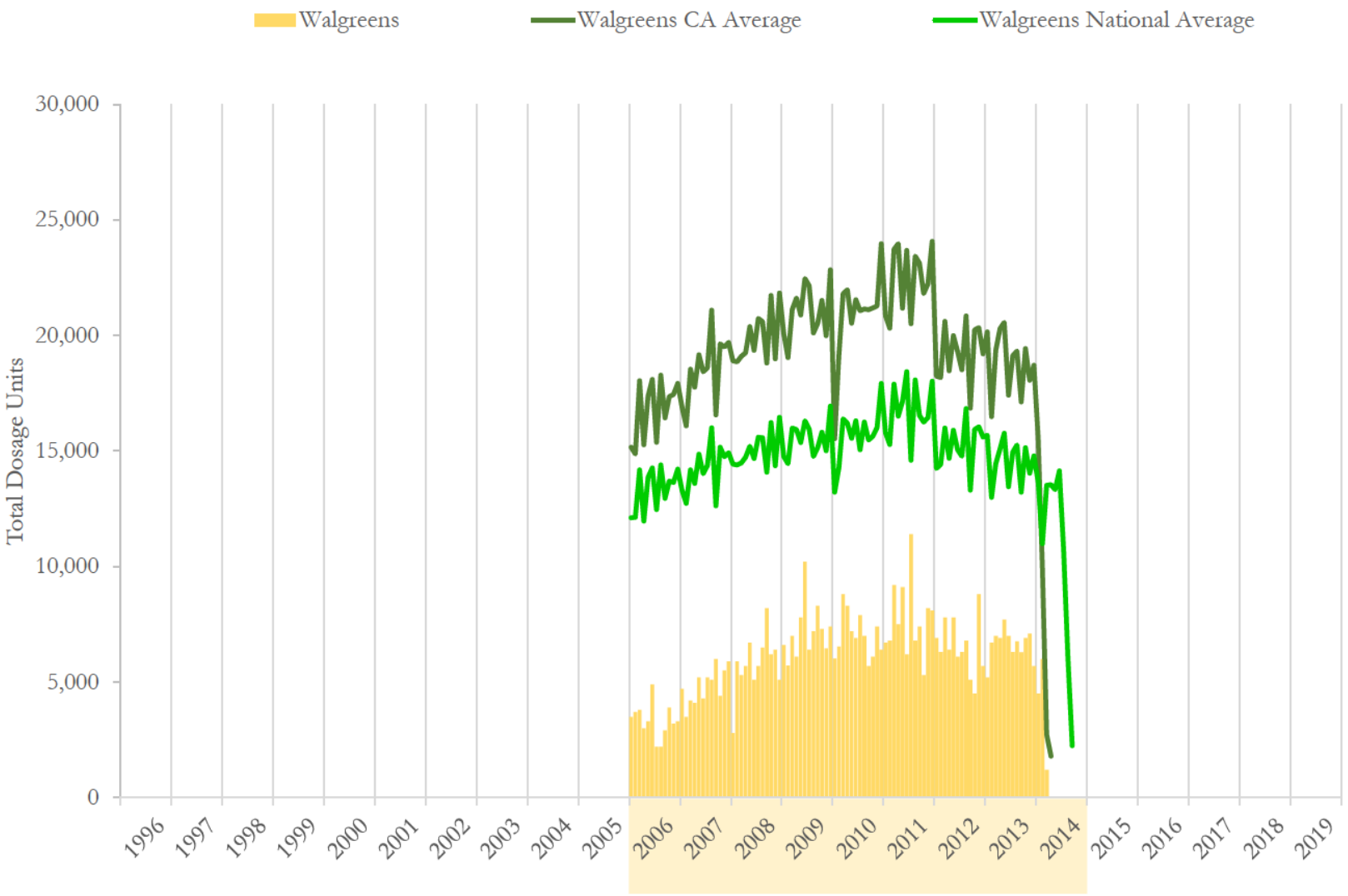

National and state averages reflect hydrocodone shipped from Walgreen Co to all active pharmacies each month.
Data source: ARCOS (2006-2014) and Defendant Distribution Data (Walgreens 1/2006 - 3/2014)

Walgreens # 01297 (7/2004 to 12/2017)
DEA: BW8862369
670 Fourth Street
San Francisco, CA 94107

Walgreen Co Hydrocodone Shipments to Walgreens # 01297

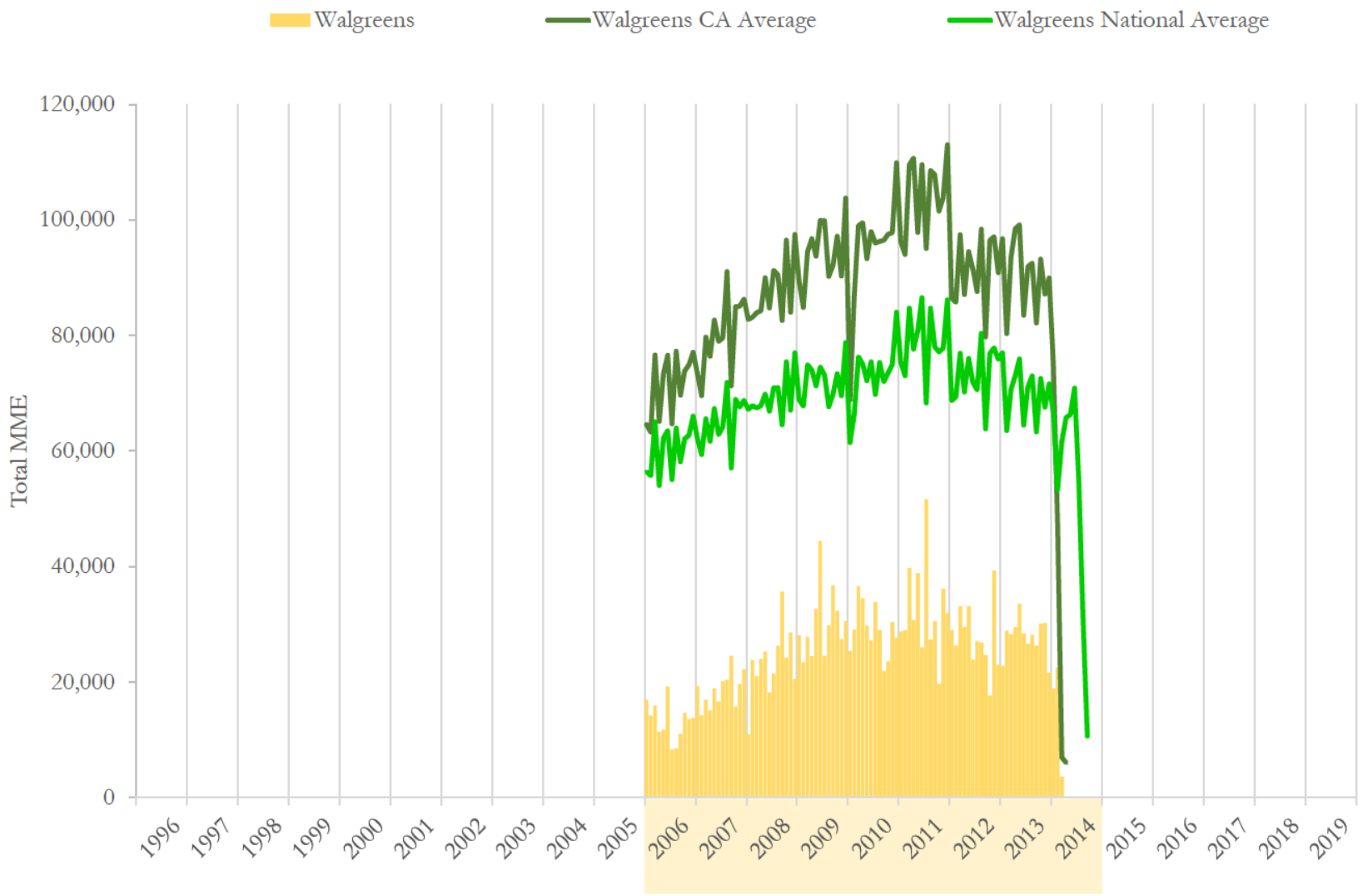

National and state averages reflect hydrocodone shipped from Walgreen Co to all active pharmacies each month.
Data source: ARCOS (2006-2014) and Defendant Distribution Data (Walgreens 1/2006 - 3/2014)

Walgreens # 01297 (7/2004 to 12/2017)
DEA: BW8862369
670 Fourth Street
San Francisco, CA 94107

Walgreen Co Hydrocodone Shipments to Walgreens # 01297

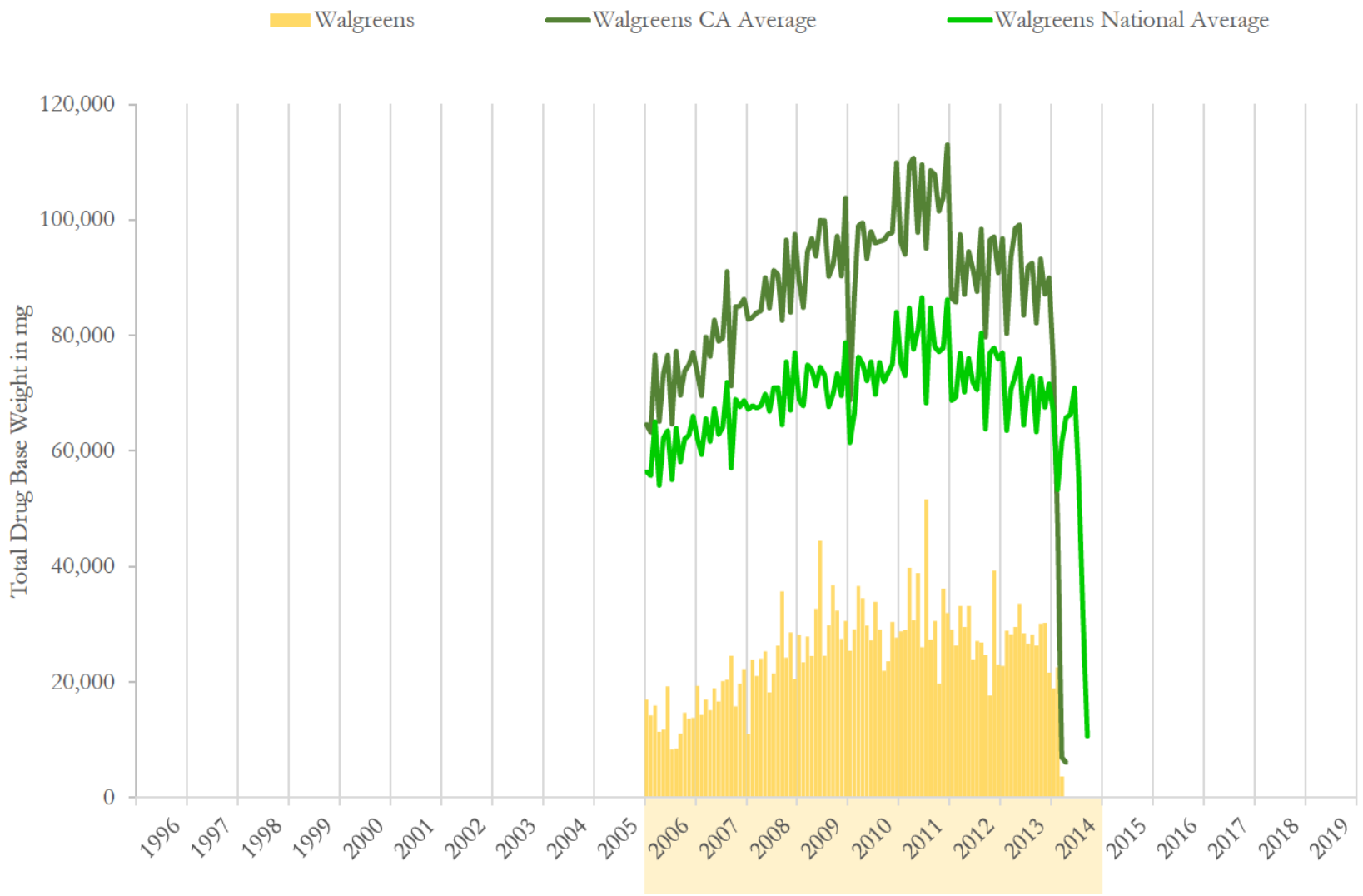

National and state averages reflect hydrocodone shipped from Walgreen Co to all active pharmacies each month.
Data source: ARCOS (2006-2014) and Defendant Distribution Data (Walgreens 1/2006 - 3/2014)

Walgreens # 01297 (7/2004 to 12/2017)
DEA: BW8862369
670 Fourth Street
San Francisco, CA 94107

Walgreen Co Hydrocodone Shipments to Walgreens # 01297

	Dosage Units		MME		Drug Base Weight in mg	
Date	Walgreens	% Change	Walgreens	% Change	Walgreens	% Change
01/2006	3,500	n/a	16,902	n/a	16,902	n/a
02/2006	3,700	5.7%	14,211	-15.9%	14,211	-15.9%
03/2006	3,800	2.7%	15,884	11.8%	15,884	11.8%
04/2006	3,000	-21.1%	11,343	-28.6%	11,343	-28.6%
05/2006	3,300	10.0%	11,805	4.1%	11,805	4.1%
06/2006	4,900	48.5%	19,189	62.5%	19,189	62.5%
07/2006	2,200	-55.1%	8,284	-56.8%	8,284	-56.8%
08/2006	2,200	0.0%	8,476	2.3%	8,476	2.3%
09/2006	2,900	31.8%	11,049	30.4%	11,049	30.4%
10/2006	3,900	34.5%	14,673	32.8%	14,673	32.8%
11/2006	3,200	-17.9%	13,581	-7.4%	13,581	-7.4%
12/2006	3,300	3.1%	13,757	1.3%	13,757	1.3%
01/2007	4,700	42.4%	19,357	40.7%	19,357	40.7%
02/2007	3,500	-25.5%	14,305	-26.1%	14,305	-26.1%
03/2007	4,200	20.0%	16,935	18.4%	16,935	18.4%
04/2007	4,100	-2.4%	15,119	-10.7%	15,119	-10.7%
05/2007	5,200	26.8%	18,919	25.1%	18,919	25.1%
06/2007	4,300	-17.3%	16,632	-12.1%	16,632	-12.1%
07/2007	5,200	20.9%	20,113	20.9%	20,113	20.9%
08/2007	5,100	-1.9%	20,416	1.5%	20,416	1.5%
09/2007	6,000	17.6%	24,502	20.0%	24,502	20.0%
10/2007	4,400	-26.7%	15,740	-35.8%	15,740	-35.8%
11/2007	5,500	25.0%	19,676	25.0%	19,676	25.0%
12/2007	5,900	7.3%	22,248	13.1%	22,248	13.1%

Data source: ARCOS (2006-2014) and Defendant Distribution Data (Walgreens 1/2006 - 3/2014)

Walgreens # 01297 (7/2004 to 12/2017)
DEA: BW8862369
670 Fourth Street
San Francisco, CA 94107

Walgreen Co Hydrocodone Shipments to Walgreens # 01297

	Dosage Units		MME		Drug Base Weight in mg	
Date	Walgreens	% Change	Walgreens	% Change	Walgreens	% Change
01/2008	2,800	-52.5%	11,000	-50.6%	11,000	-50.6%
02/2008	5,900	110.7%	23,824	116.6%	23,824	116.6%
03/2008	5,300	-10.2%	21,030	-11.7%	21,030	-11.7%
04/2008	5,700	7.5%	24,024	14.2%	24,024	14.2%
05/2008	6,700	17.5%	25,275	5.2%	25,275	5.2%
06/2008	5,100	-23.9%	18,162	-28.1%	18,162	-28.1%
07/2008	5,700	11.8%	21,492	18.3%	21,492	18.3%
08/2008	6,500	14.0%	26,286	22.3%	26,286	22.3%
09/2008	8,200	26.2%	35,670	35.7%	35,670	35.7%
10/2008	6,200	-24.4%	24,216	-32.1%	24,216	-32.1%
11/2008	6,400	3.2%	28,581	18.0%	28,581	18.0%
12/2008	5,100	-20.3%	20,559	-28.1%	20,559	-28.1%
01/2009	6,600	29.4%	28,151	36.9%	28,151	36.9%
02/2009	5,720	-13.3%	23,413	-16.8%	23,413	-16.8%
03/2009	7,000	22.4%	27,816	18.8%	27,816	18.8%
04/2009	6,100	-12.9%	24,486	-12.0%	24,486	-12.0%
05/2009	7,800	27.9%	32,675	33.4%	32,675	33.4%
06/2009	10,200	30.8%	44,456	36.1%	44,456	36.1%
07/2009	6,400	-37.3%	24,519	-44.8%	24,519	-44.8%
08/2009	7,200	12.5%	29,816	21.6%	29,816	21.6%
09/2009	8,300	15.3%	36,762	23.3%	36,762	23.3%
10/2009	7,300	-12.0%	32,373	-11.9%	32,373	-11.9%
11/2009	6,460	-11.5%	27,439	-15.2%	27,439	-15.2%
12/2009	7,400	14.6%	30,556	11.4%	30,556	11.4%

Data source: ARCOS (2006-2014) and Defendant Distribution Data (Walgreens 1/2006 - 3/2014)

Walgreens # 01297 (7/2004 to 12/2017)
DEA: BW8862369
670 Fourth Street
San Francisco, CA 94107

Walgreen Co Hydrocodone Shipments to Walgreens # 01297

	Dosage Units		MME		Drug Base Weight in mg	
Date	Walgreens	% Change	Walgreens	% Change	Walgreens	% Change
01/2010	6,020	-18.6%	25,380	-16.9%	25,380	-16.9%
02/2010	6,540	8.6%	29,093	14.6%	29,093	14.6%
03/2010	8,800	34.6%	36,627	25.9%	36,627	25.9%
04/2010	8,300	-5.7%	34,508	-5.8%	34,508	-5.8%
05/2010	7,200	-13.3%	29,792	-13.7%	29,792	-13.7%
06/2010	6,900	-4.2%	27,243	-8.6%	27,243	-8.6%
07/2010	7,900	14.5%	33,854	24.3%	33,854	24.3%
08/2010	7,000	-11.4%	29,059	-14.2%	29,059	-14.2%
09/2010	5,700	-18.6%	21,946	-24.5%	21,946	-24.5%
10/2010	6,100	7.0%	23,611	7.6%	23,611	7.6%
11/2010	7,400	21.3%	30,381	28.7%	30,381	28.7%
12/2010	6,400	-13.5%	27,640	-9.0%	27,640	-9.0%
01/2011	6,700	4.7%	28,724	3.9%	28,724	3.9%
02/2011	6,800	1.5%	29,010	1.0%	29,010	1.0%
03/2011	9,200	35.3%	39,781	37.1%	39,781	37.1%
04/2011	7,500	-18.5%	30,724	-22.8%	30,724	-22.8%
05/2011	9,100	21.3%	38,881	26.5%	38,881	26.5%
06/2011	6,200	-31.9%	26,008	-33.1%	26,008	-33.1%
07/2011	11,400	83.9%	51,594	98.4%	51,594	98.4%
08/2011	6,800	-40.4%	27,370	-47.0%	27,370	-47.0%
09/2011	7,400	8.8%	30,565	11.7%	30,565	11.7%
10/2011	5,300	-28.4%	19,676	-35.6%	19,676	-35.6%
11/2011	8,200	54.7%	36,148	83.7%	36,148	83.7%
12/2011	8,100	-1.2%	31,910	-11.7%	31,910	-11.7%

Data source: ARCOS (2006-2014) and Defendant Distribution Data (Walgreens 1/2006 - 3/2014)

Walgreens # 01297 (7/2004 to 12/2017)
DEA: BW8862369
670 Fourth Street
San Francisco, CA 94107

Walgreen Co Hydrocodone Shipments to Walgreens # 01297

	Dosage Units		MME		Drug Base Weight in mg	
Date	Walgreens	% Change	Walgreens	% Change	Walgreens	% Change
01/2012	6,900	-14.8%	29,059	-8.9%	29,059	-8.9%
02/2012	6,300	-8.7%	26,319	-9.4%	26,319	-9.4%
03/2012	7,800	23.8%	33,129	25.9%	33,129	25.9%
04/2012	6,400	-17.9%	29,497	-11.0%	29,497	-11.0%
05/2012	7,800	21.9%	33,146	12.4%	33,146	12.4%
06/2012	6,100	-21.8%	23,897	-27.9%	23,897	-27.9%
07/2012	6,300	3.3%	27,092	13.4%	27,092	13.4%
08/2012	6,800	7.9%	26,789	-1.1%	26,789	-1.1%
09/2012	5,100	-25.0%	24,654	-8.0%	24,654	-8.0%
10/2012	4,500	-11.8%	17,675	-28.3%	17,675	-28.3%
11/2012	8,800	95.6%	39,319	122.4%	39,319	122.4%
12/2012	5,700	-35.2%	22,989	-41.5%	22,989	-41.5%
01/2013	5,200	-8.8%	22,789	-0.9%	22,789	-0.9%
02/2013	6,700	28.8%	28,883	26.7%	28,883	26.7%
03/2013	7,000	4.5%	28,286	-2.1%	28,286	-2.1%
04/2013	6,900	-1.4%	29,497	4.3%	29,497	4.3%
05/2013	7,700	11.6%	33,575	13.8%	33,575	13.8%
06/2013	7,000	-9.1%	28,446	-15.3%	28,446	-15.3%
07/2013	6,300	-10.0%	26,638	-6.4%	26,638	-6.4%
08/2013	6,760	7.3%	28,181	5.8%	28,181	5.8%
09/2013	6,290	-7.0%	26,305	-6.7%	26,305	-6.7%
10/2013	6,900	9.7%	30,102	14.4%	30,102	14.4%
11/2013	7,100	2.9%	30,238	0.4%	30,238	0.4%
12/2013	5,700	-19.7%	21,635	-28.5%	21,635	-28.5%

Data source: ARCOS (2006-2014) and Defendant Distribution Data (Walgreens 1/2006 - 3/2014)

Walgreens # 01297 (7/2004 to 12/2017)
DEA: BW8862369
670 Fourth Street
San Francisco, CA 94107

Walgreen Co Hydrocodone Shipments to Walgreens # 01297

	Dosage Units		MME		Drug Base Weight in mg	
Date	Walgreens	% Change	Walgreens	% Change	Walgreens	% Change
01/2014	4,500	-21.1%	18,870	-12.8%	18,870	-12.8%
02/2014	6,000	33.3%	22,551	19.5%	22,551	19.5%
03/2014	1,200	-80.0%	3,632	-83.9%	3,632	-83.9%
04/2014	0	-100.0%	0	-100.0%	0	-100.0%
05/2014	0	n/a	0	n/a	0	n/a
06/2014	0	n/a	0	n/a	0	n/a
07/2014	0	n/a	0	n/a	0	n/a
08/2014	0	n/a	0	n/a	0	n/a
09/2014	0	n/a	0	n/a	0	n/a
10/2014	0	n/a	0	n/a	0	n/a
11/2014	0	n/a	0	n/a	0	n/a
12/2014	0	n/a	0	n/a	0	n/a
01/2015	0	n/a	0	n/a	0	n/a
02/2015	0	n/a	0	n/a	0	n/a
03/2015	0	n/a	0	n/a	0	n/a
04/2015	0	n/a	0	n/a	0	n/a
05/2015	0	n/a	0	n/a	0	n/a
06/2015	0	n/a	0	n/a	0	n/a
07/2015	0	n/a	0	n/a	0	n/a
08/2015	0	n/a	0	n/a	0	n/a
09/2015	0	n/a	0	n/a	0	n/a
10/2015	0	n/a	0	n/a	0	n/a
11/2015	0	n/a	0	n/a	0	n/a
12/2015	0	n/a	0	n/a	0	n/a

Data source: ARCOS (2006-2014) and Defendant Distribution Data (Walgreens 1/2006 - 3/2014)

Walgreens # 01297 (7/2004 to 12/2017)
DEA: BW8862369
670 Fourth Street
San Francisco, CA 94107

Walgreen Co Hydrocodone Shipments to Walgreens # 01297

	Dosage Units		MME		Drug Base Weight in mg	
Date	Walgreens	% Change	Walgreens	% Change	Walgreens	% Change
1996	0		0		0	
1997	0	n/a	0	n/a	0	n/a
1998	0	n/a	0	n/a	0	n/a
1999	0	n/a	0	n/a	0	n/a
2000	0	n/a	0	n/a	0	n/a
2001	0	n/a	0	n/a	0	n/a
2002	0	n/a	0	n/a	0	n/a
2003	0	n/a	0	n/a	0	n/a
2004	0	n/a	0	n/a	0	n/a
2005	0	n/a	0	n/a	0	n/a
2006	39,900	n/a	159,152	n/a	159,152	n/a
2007	58,100	45.6%	223,962	40.7%	223,962	40.7%
2008	69,600	19.8%	280,118	25.1%	280,118	25.1%
2009	86,480	24.3%	362,462	29.4%	362,462	29.4%
2010	84,260	-2.6%	349,133	-3.7%	349,133	-3.7%
2011	92,700	10.0%	390,391	11.8%	390,391	11.8%
2012	78,500	-15.3%	333,564	-14.6%	333,564	-14.6%
2013	79,550	1.3%	334,575	0.3%	334,575	0.3%
2014	11,700	-85.3%	45,054	-86.5%	45,054	-86.5%
2015	0	-100.0%	0	-100.0%	0	-100.0%
2016	0	n/a	0	n/a	0	n/a
2017	0	n/a	0	n/a	0	n/a
2018	0	n/a	0	n/a	0	n/a
2019	0	n/a	0	n/a	0	n/a
Total	**600,790**		**2,478,410**		**2,478,410**	

Data source: ARCOS (2006-2014) and Defendant Distribution Data (Walgreens 1/2006 - 3/2014)

Walgreens # 01297 (7/2004 to 12/2017)
DEA: BW8862369
670 Fourth Street
San Francisco, CA 94107

Walgreen Co Hydrocodone Shipments to Walgreens # 01297, by Strength

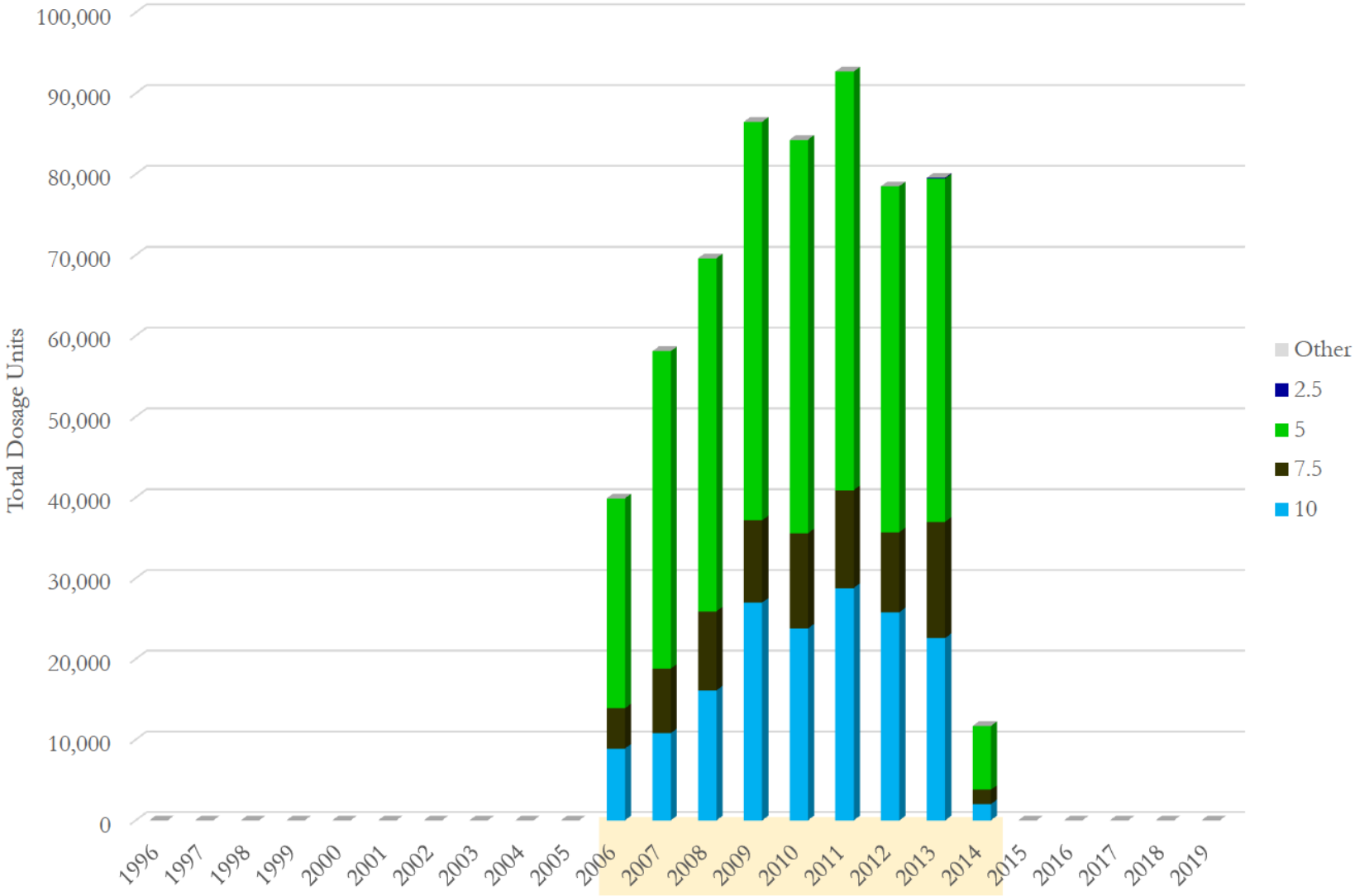

Data source: ARCOS (2006-2014) and Defendant Distribution Data (Walgreens 1/2006 - 3/2014)

Walgreens # 01297 (7/2004 to 12/2017)
DEA: BW8862369
670 Fourth Street
San Francisco, CA 94107

Walgreen Co Hydrocodone Shipments to Walgreens # 01297, by Strength

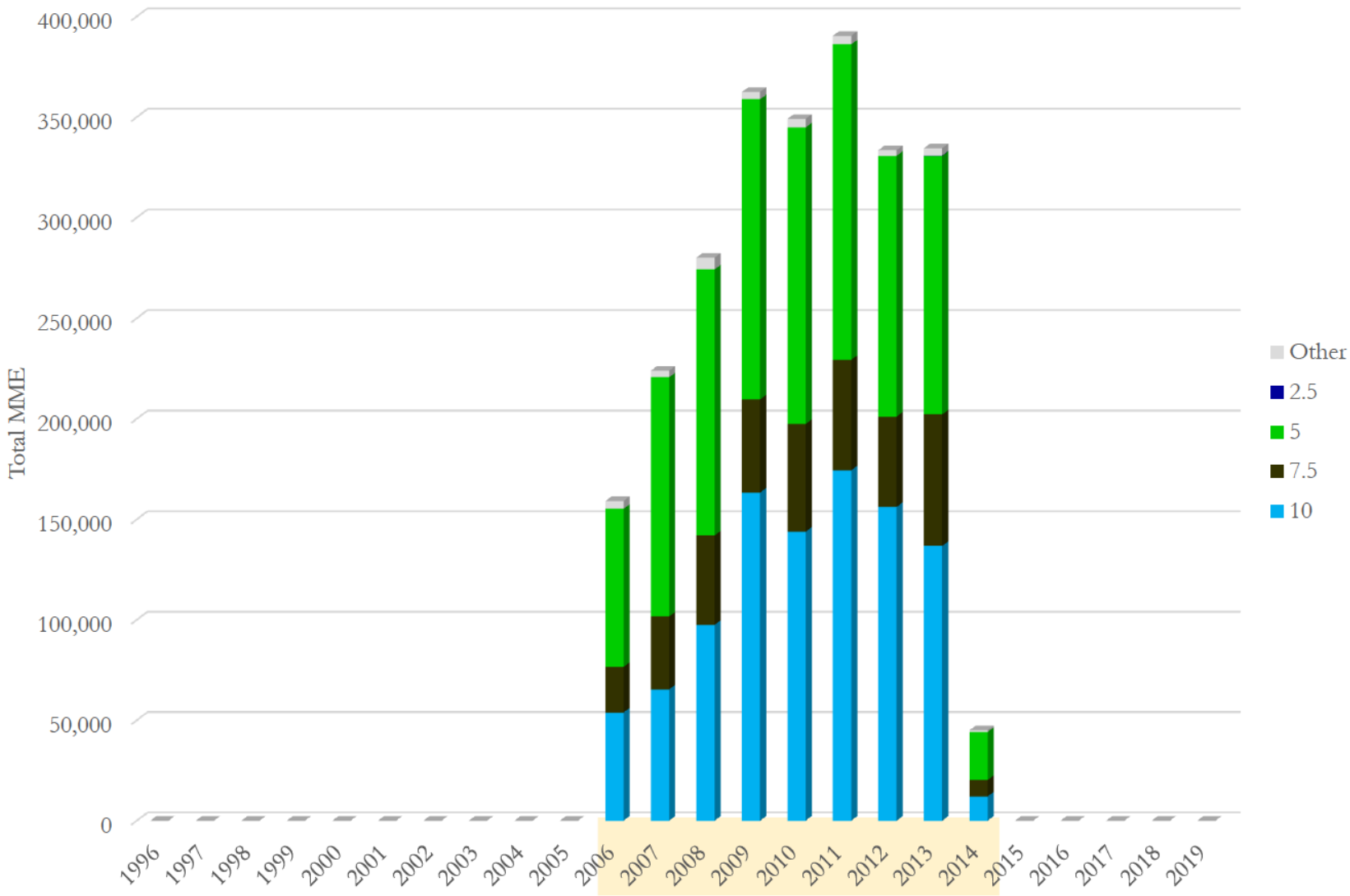

Data source: ARCOS (2006-2014) and Defendant Distribution Data (Walgreens 1/2006 - 3/2014)

Walgreens # 01297 (7/2004 to 12/2017)
DEA: BW8862369
670 Fourth Street
San Francisco, CA 94107

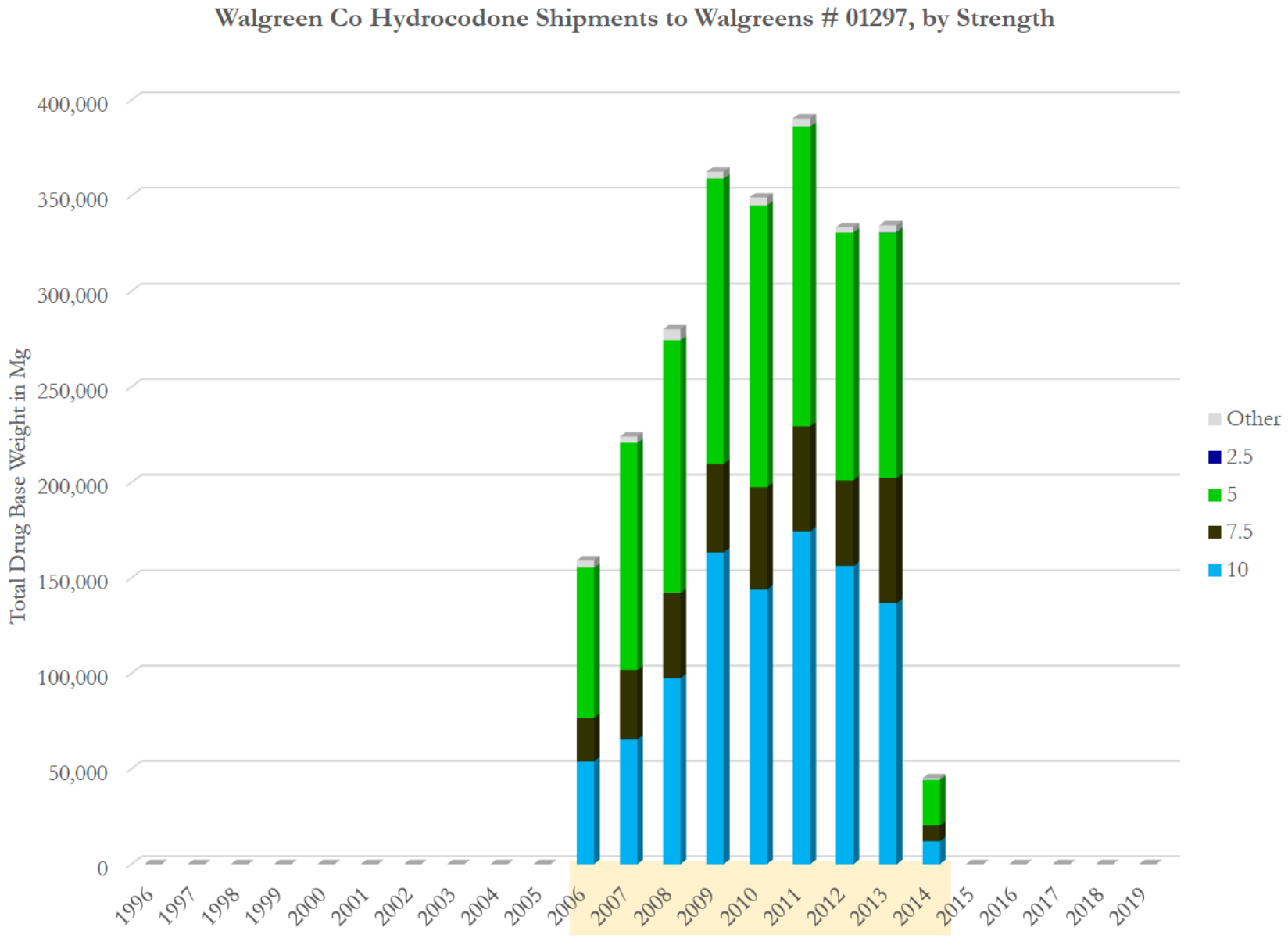

Data source: ARCOS (2006-2014) and Defendant Distribution Data (Walgreens 1/2006 - 3/2014)

Walgreens # 01297 (7/2004 to 12/2017)
DEA: BW8862369
670 Fourth Street
San Francisco, CA 94107

Walgreen Co Hydrocodone Shipments to Walgreens # 01297, by Strength
(Total Dosage Units)

Strength Year\	10	7.5	5	2.5	Other	Total	Avg. Str
1996	0	0	0	0	0	**0**	
1997	0	0	0	0	0	**0**	
1998	0	0	0	0	0	**0**	
1999	0	0	0	0	0	**0**	
2000	0	0	0	0	0	**0**	
2001	0	0	0	0	0	**0**	
2002	0	0	0	0	0	**0**	
2003	0	0	0	0	0	**0**	
2004	0	0	0	0	0	**0**	
2005	0	0	0	0	0	**0**	
2006	8,900	5,000	26,000	0	0	**39,900**	6.43
2007	10,800	8,000	39,300	0	0	**58,100**	6.27
2008	16,100	9,800	43,700	0	0	**69,600**	6.51
2009	26,980	10,200	49,300	0	0	**86,480**	6.85
2010	23,760	11,800	48,700	0	0	**84,260**	6.76
2011	28,800	12,100	51,800	0	0	**92,700**	6.88
2012	25,800	9,900	42,800	0	0	**78,500**	6.96
2013	22,600	14,400	42,450	100	0	**79,550**	6.87
2014	2,000	1,800	7,900	0	0	**11,700**	6.24
2015	0	0	0	0	0	**0**	
2016	0	0	0	0	0	**0**	
2017	0	0	0	0	0	**0**	
2018	0	0	0	0	0	**0**	
2019	0	0	0	0	0	**0**	
Total	**165,740**	**83,000**	**351,950**	**100**	**0**	**600,790**	6.72

Data source: ARCOS (2006-2014) and Defendant Distribution Data (Walgreens 1/2006 - 3/2014)

Walgreens # 01297 (7/2004 to 12/2017)
DEA: BW8862369
670 Fourth Street
San Francisco, CA 94107

Walgreen Co Hydrocodone Shipments to Walgreens # 01297, by Strength (Total MME)

Strength Year\	10	7.5	5	2.5	Other	Total	Avg. Str
1996	0	0	0	0	0	**0**	
1997	0	0	0	0	0	**0**	
1998	0	0	0	0	0	**0**	
1999	0	0	0	0	0	**0**	
2000	0	0	0	0	0	**0**	
2001	0	0	0	0	0	**0**	
2002	0	0	0	0	0	**0**	
2003	0	0	0	0	0	**0**	
2004	0	0	0	0	0	**0**	
2005	0	0	0	0	0	**0**	
2006	53,881	22,703	78,702	0	3,867	**159,152**	6.43
2007	65,383	36,324	118,961	0	3,294	**223,962**	6.27
2008	97,469	44,497	132,280	0	5,872	**280,118**	6.51
2009	163,337	46,313	149,231	0	3,581	**362,462**	6.85
2010	143,843	53,578	147,415	0	4,297	**349,133**	6.76
2011	174,355	54,940	156,799	0	4,297	**390,391**	6.88
2012	156,193	44,951	129,556	0	2,865	**333,564**	6.96
2013	136,820	65,383	128,496	151	3,724	**334,575**	6.87
2014	12,108	8,173	23,913	0	859	**45,054**	6.24
2015	0	0	0	0	0	**0**	
2016	0	0	0	0	0	**0**	
2017	0	0	0	0	0	**0**	
2018	0	0	0	0	0	**0**	
2019	0	0	0	0	0	**0**	
Total	**1,003,390**	**376,862**	**1,065,353**	**151**	**32,655**	**2,478,410**	6.72

Data source: ARCOS (2006-2014) and Defendant Distribution Data (Walgreens 1/2006 - 3/2014)

Walgreens # 01297 (7/2004 to 12/2017)
DEA: BW8862369
670 Fourth Street
San Francisco, CA 94107

Walgreen Co Hydrocodone Shipments to Walgreens # 01297, by Strength
(Total Drug Base Weight in Milligram)

Strength Year\	10	7.5	5	2.5	Other	Total	Avg. Str
1996	0	0	0	0	0	**0**	
1997	0	0	0	0	0	**0**	
1998	0	0	0	0	0	**0**	
1999	0	0	0	0	0	**0**	
2000	0	0	0	0	0	**0**	
2001	0	0	0	0	0	**0**	
2002	0	0	0	0	0	**0**	
2003	0	0	0	0	0	**0**	
2004	0	0	0	0	0	**0**	
2005	0	0	0	0	0	**0**	
2006	53,881	22,703	78,702	0	3,867	**159,152**	6.43
2007	65,383	36,324	118,961	0	3,294	**223,962**	6.27
2008	97,469	44,497	132,280	0	5,872	**280,118**	6.51
2009	163,337	46,313	149,231	0	3,581	**362,462**	6.85
2010	143,843	53,578	147,415	0	4,297	**349,133**	6.76
2011	174,355	54,940	156,799	0	4,297	**390,391**	6.88
2012	156,193	44,951	129,556	0	2,865	**333,564**	6.96
2013	136,820	65,383	128,496	151	3,724	**334,575**	6.87
2014	12,108	8,173	23,913	0	859	**45,054**	6.24
2015	0	0	0	0	0	**0**	
2016	0	0	0	0	0	**0**	
2017	0	0	0	0	0	**0**	
2018	0	0	0	0	0	**0**	
2019	0	0	0	0	0	**0**	
Total	**1,003,390**	**376,862**	**1,065,353**	**151**	**32,655**	**2,478,410**	6.72

Data source: ARCOS (2006-2014) and Defendant Distribution Data (Walgreens 1/2006 - 3/2014)

Walgreens # 13667 (5/2009 to 12/2017)
DEA: FW1295028
5280 Geary Blvd
San Francisco, CA 94118

Walgreen Co Oxycodone Shipments to Walgreens # 13667

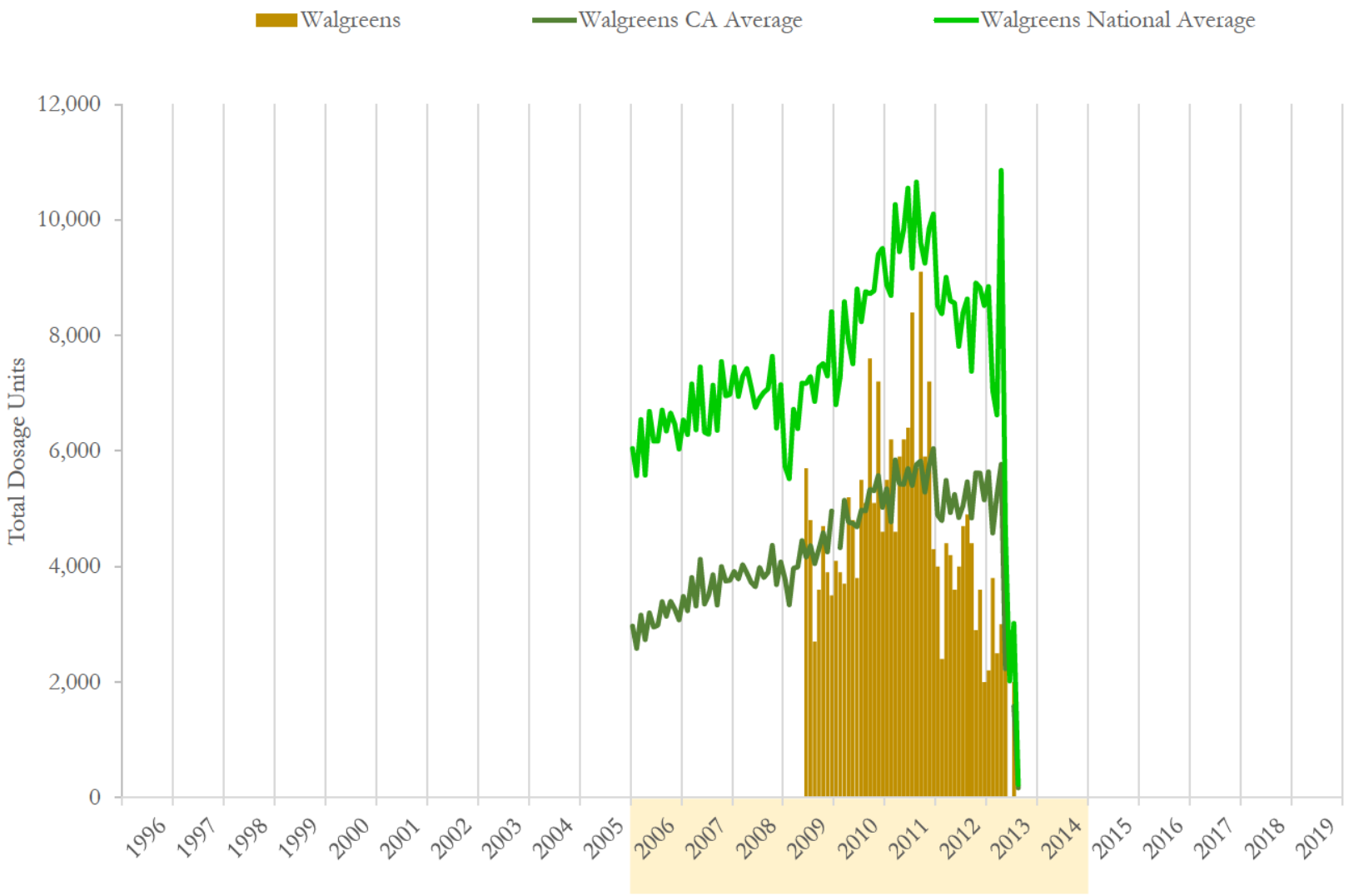

National and state averages reflect oxycodone shipped from Walgreen Co to all active pharmacies each month.
Data source: ARCOS (2006-2014) and Defendant Distribution Data (Walgreens 1/2006 - 3/2014)

Walgreens # 13667 (5/2009 to 12/2017)
DEA: FW1295028
5280 Geary Blvd
San Francisco, CA 94118

Walgreen Co Oxycodone Shipments to Walgreens # 13667

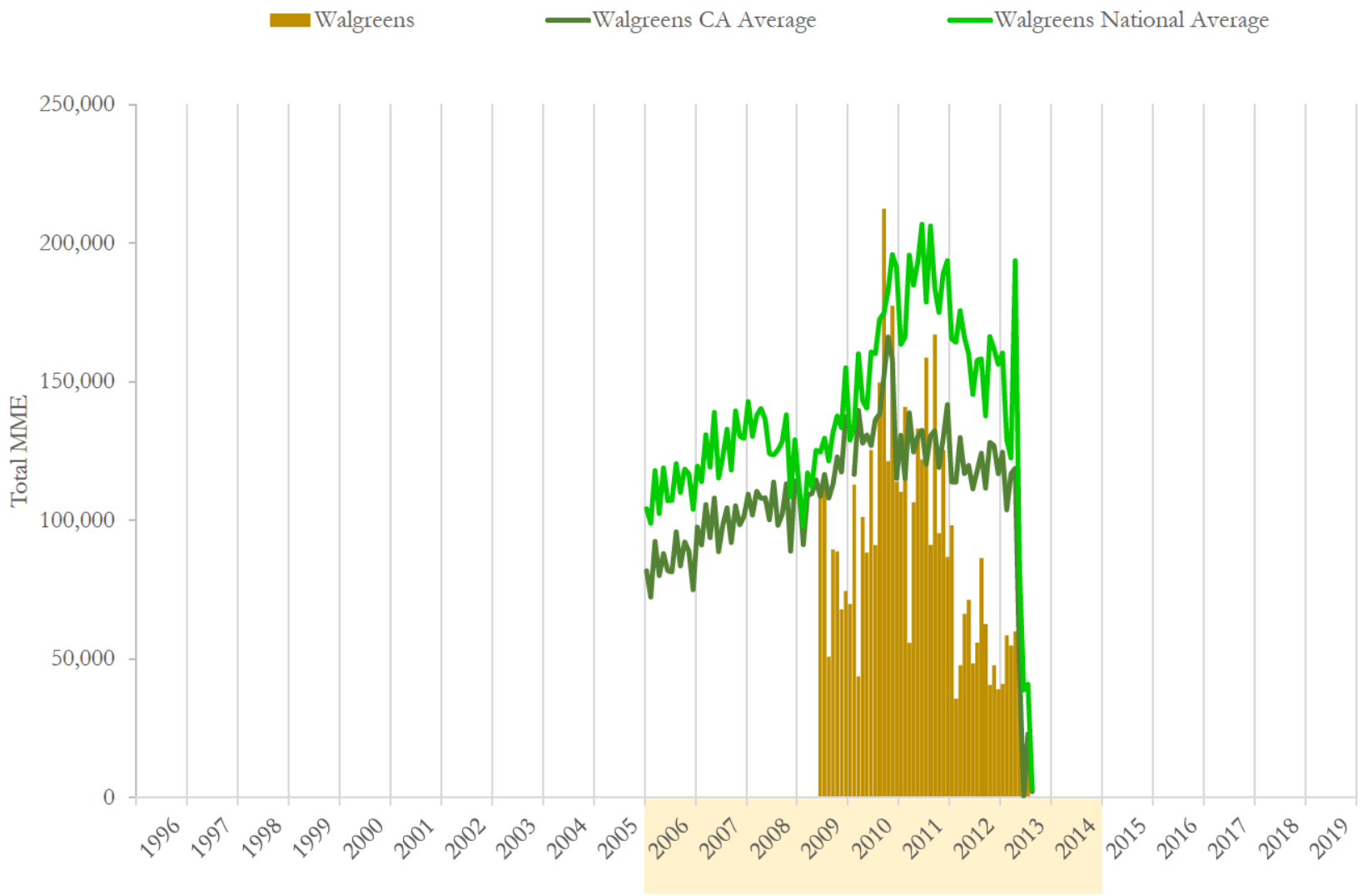

National and state averages reflect oxycodone shipped from Walgreen Co to all active pharmacies each month.
Data source: ARCOS (2006-2014) and Defendant Distribution Data (Walgreens 1/2006 - 3/2014)

Walgreens # 13667 (5/2009 to 12/2017)
DEA: FW1295028
5280 Geary Blvd
San Francisco, CA 94118

Walgreen Co Oxycodone Shipments to Walgreens # 13667

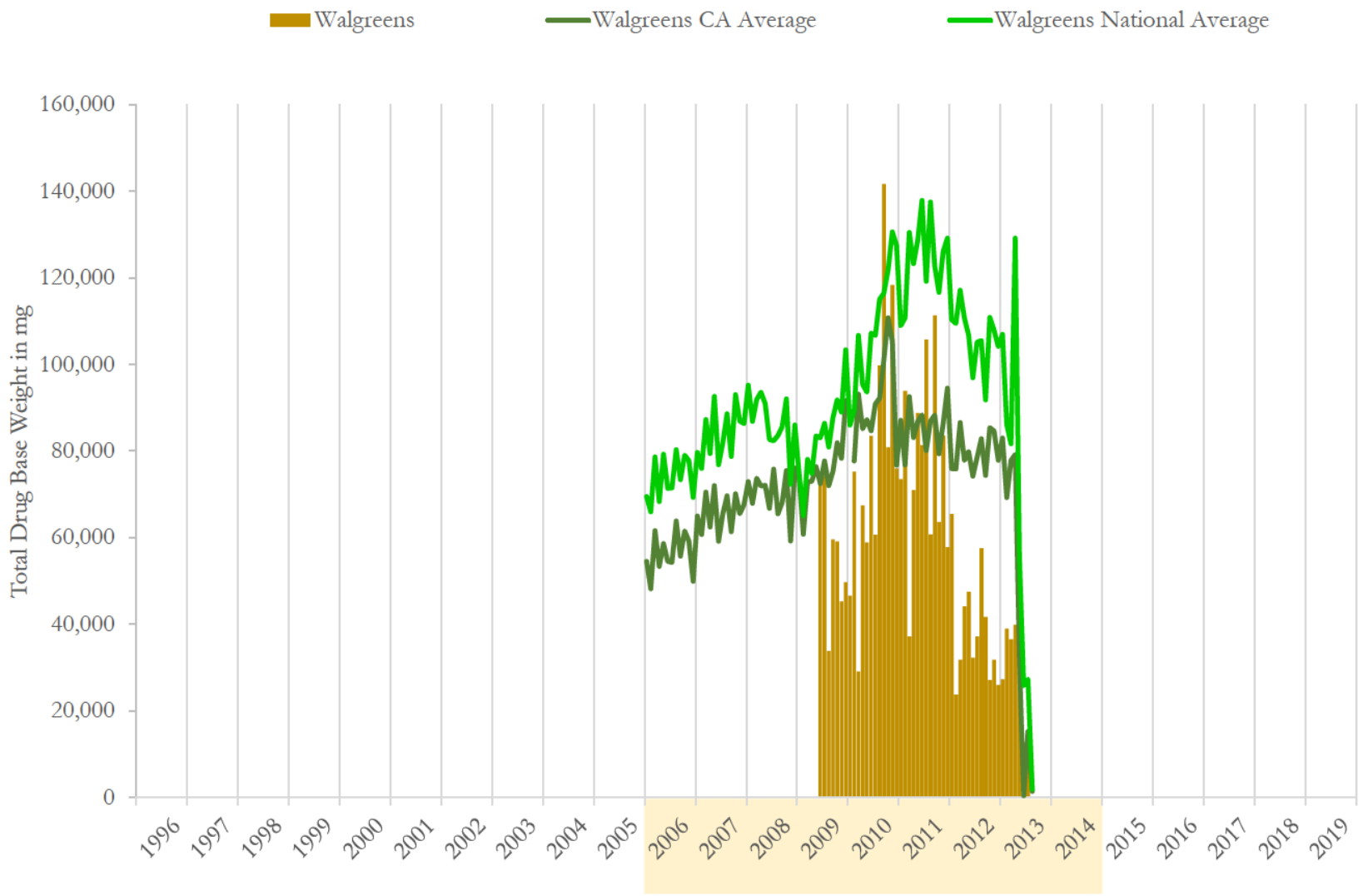

National and state averages reflect oxycodone shipped from Walgreen Co to all active pharmacies each month.
Data source: ARCOS (2006-2014) and Defendant Distribution Data (Walgreens 1/2006 - 3/2014)

Walgreens # 13667 (5/2009 to 12/2017)
DEA: FW1295028
5280 Geary Blvd
San Francisco, CA 94118

Walgreen Co Oxycodone Shipments to Walgreens # 13667

	Dosage Units		MME		Drug Base Weight in mg	
Date	Walgreens	% Change	Walgreens	% Change	Walgreens	% Change
01/2008	0	n/a	0	n/a	0	n/a
02/2008	0	n/a	0	n/a	0	n/a
03/2008	0	n/a	0	n/a	0	n/a
04/2008	0	n/a	0	n/a	0	n/a
05/2008	0	n/a	0	n/a	0	n/a
06/2008	0	n/a	0	n/a	0	n/a
07/2008	0	n/a	0	n/a	0	n/a
08/2008	0	n/a	0	n/a	0	n/a
09/2008	0	n/a	0	n/a	0	n/a
10/2008	0	n/a	0	n/a	0	n/a
11/2008	0	n/a	0	n/a	0	n/a
12/2008	0	n/a	0	n/a	0	n/a
01/2009	0	n/a	0	n/a	0	n/a
02/2009	0	n/a	0	n/a	0	n/a
03/2009	0	n/a	0	n/a	0	n/a
04/2009	0	n/a	0	n/a	0	n/a
05/2009	0	n/a	0	n/a	0	n/a
06/2009	5,700	n/a	112,219	n/a	74,813	n/a
07/2009	4,800	-15.8%	111,278	-0.8%	74,185	-0.8%
08/2009	2,700	-43.8%	50,764	-54.4%	33,843	-54.4%
09/2009	3,600	33.3%	89,426	76.2%	59,617	76.2%
10/2009	4,700	30.6%	88,686	-0.8%	59,124	-0.8%
11/2009	3,900	-17.0%	67,910	-23.4%	45,273	-23.4%
12/2009	3,500	-10.3%	74,566	9.8%	49,711	9.8%

Data source: ARCOS (2006-2014) and Defendant Distribution Data (Walgreens 1/2006 - 3/2014)

Walgreens # 13667 (5/2009 to 12/2017)
DEA: FW1295028
5280 Geary Blvd
San Francisco, CA 94118

Walgreen Co Oxycodone Shipments to Walgreens # 13667

	Dosage Units		MME		Drug Base Weight in mg	
Date	Walgreens	% Change	Walgreens	% Change	Walgreens	% Change
01/2010	4,100	17.1%	69,860	-6.3%	46,573	-6.3%
02/2010	3,900	-4.9%	112,892	61.6%	75,261	61.6%
03/2010	3,700	-5.1%	43,704	-61.3%	29,136	-61.3%
04/2010	5,200	40.5%	101,192	131.5%	67,462	131.5%
05/2010	4,800	-7.7%	88,350	-12.7%	58,900	-12.7%
06/2010	3,800	-20.8%	125,263	41.8%	83,509	41.8%
07/2010	5,500	44.7%	91,040	-27.3%	60,693	-27.3%
08/2010	5,100	-7.3%	149,603	64.3%	99,736	64.3%
09/2010	7,600	49.0%	212,403	42.0%	141,602	42.0%
10/2010	5,100	-32.9%	121,296	-42.9%	80,864	-42.9%
11/2010	7,200	41.2%	177,440	46.3%	118,293	46.3%
12/2010	4,600	-36.1%	113,900	-35.8%	75,934	-35.8%
01/2011	5,500	19.6%	110,270	-3.2%	73,513	-3.2%
02/2011	6,200	12.7%	140,795	27.7%	93,864	27.7%
03/2011	4,600	-25.8%	55,740	-60.4%	37,160	-60.4%
04/2011	5,900	28.3%	106,504	91.1%	71,003	91.1%
05/2011	6,200	5.1%	133,130	25.0%	88,754	25.0%
06/2011	6,400	3.2%	121,969	-8.4%	81,313	-8.4%
07/2011	8,400	31.3%	158,613	30.0%	105,742	30.0%
08/2011	5,700	-32.1%	91,107	-42.6%	60,738	-42.6%
09/2011	9,100	59.6%	166,951	83.2%	111,300	83.2%
10/2011	5,900	-35.2%	95,410	-42.9%	63,607	-42.9%
11/2011	7,200	22.0%	125,331	31.4%	83,554	31.4%
12/2011	4,300	-40.3%	86,714	-30.8%	57,810	-30.8%

Data source: ARCOS (2006-2014) and Defendant Distribution Data (Walgreens 1/2006 - 3/2014)

Walgreen Co Oxycodone Shipments to Walgreens # 13667

	Dosage Units		MME		Drug Base Weight in mg	
Date	Walgreens	% Change	Walgreens	% Change	Walgreens	% Change
01/2012	4,000	-7.0%	98,167	13.2%	65,445	13.2%
02/2012	2,400	-40.0%	35,636	-63.7%	23,757	-63.7%
03/2012	4,400	83.3%	47,717	33.9%	31,811	33.9%
04/2012	4,200	-4.5%	66,229	38.8%	44,153	38.8%
05/2012	3,600	-14.3%	71,272	7.6%	47,515	7.6%
06/2012	4,000	11.1%	48,411	-32.1%	32,274	-32.1%
07/2012	4,700	17.5%	55,807	15.3%	37,205	15.3%
08/2012	4,900	4.3%	86,400	54.8%	57,600	54.8%
09/2012	4,400	-10.2%	62,531	-27.6%	41,687	-27.6%
10/2012	2,900	-34.1%	40,679	-34.9%	27,119	-34.9%
11/2012	3,600	24.1%	47,739	17.4%	31,826	17.4%
12/2012	2,000	-44.4%	38,998	-18.3%	25,999	-18.3%
01/2013	2,200	10.0%	41,015	5.2%	27,343	5.2%
02/2013	3,800	72.7%	58,497	42.6%	38,998	42.6%
03/2013	2,500	-34.2%	54,799	-6.3%	36,532	-6.3%
04/2013	3,000	20.0%	59,841	9.2%	39,894	9.2%
05/2013	2,200	-26.7%	53,790	-10.1%	35,860	-10.1%
06/2013	0	-100.0%	0	-100.0%	0	-100.0%
07/2013	2,000	n/a	20,171	n/a	13,448	n/a
08/2013	0	-100.0%	0	-100.0%	0	-100.0%
09/2013	0	n/a	0	n/a	0	n/a
10/2013	0	n/a	0	n/a	0	n/a
11/2013	0	n/a	0	n/a	0	n/a
12/2013	0	n/a	0	n/a	0	n/a

Data source: ARCOS (2006-2014) and Defendant Distribution Data (Walgreens 1/2006 - 3/2014)

Walgreens # 13667 (5/2009 to 12/2017)
DEA: FW1295028
5280 Geary Blvd
San Francisco, CA 94118

Walgreen Co Oxycodone Shipments to Walgreens # 13667

	Dosage Units		MME		Drug Base Weight in mg	
Date	Walgreens	% Change	Walgreens	% Change	Walgreens	% Change
1996	0		0		0	
1997	0	n/a	0	n/a	0	n/a
1998	0	n/a	0	n/a	0	n/a
1999	0	n/a	0	n/a	0	n/a
2000	0	n/a	0	n/a	0	n/a
2001	0	n/a	0	n/a	0	n/a
2002	0	n/a	0	n/a	0	n/a
2003	0	n/a	0	n/a	0	n/a
2004	0	n/a	0	n/a	0	n/a
2005	0	n/a	0	n/a	0	n/a
2006	0	n/a	0	n/a	0	n/a
2007	0	n/a	0	n/a	0	n/a
2008	0	n/a	0	n/a	0	n/a
2009	28,900	n/a	594,850	n/a	396,567	n/a
2010	60,600	109.7%	1,406,945	136.5%	937,963	136.5%
2011	75,400	24.4%	1,392,534	-1.0%	928,356	-1.0%
2012	45,100	-40.2%	699,584	-49.8%	466,389	-49.8%
2013	15,700	-65.2%	288,113	-58.8%	192,075	-58.8%
2014	0	-100.0%	0	-100.0%	0	-100.0%
2015	0	n/a	0	n/a	0	n/a
2016	0	n/a	0	n/a	0	n/a
2017	0	n/a	0	n/a	0	n/a
2018	0	n/a	0	n/a	0	n/a
2019	0	n/a	0	n/a	0	n/a
Total	**225,700**		**4,382,025**		**2,921,350**	

Data source: ARCOS (2006-2014) and Defendant Distribution Data (Walgreens 1/2006 - 3/2014)

Walgreens # 13667 (5/2009 to 12/2017)
DEA: FW1295028
5280 Geary Blvd
San Francisco, CA 94118

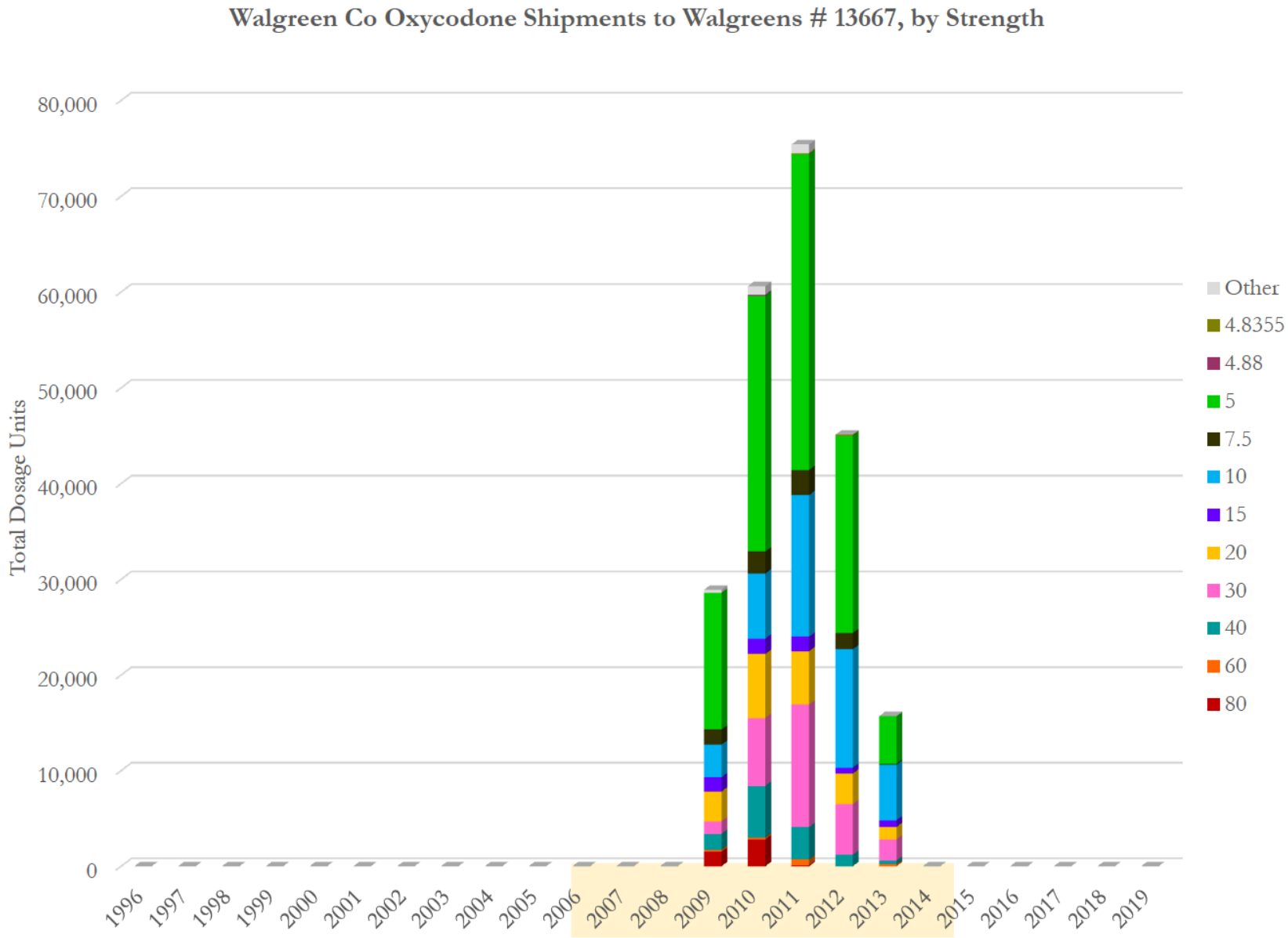

Data source: ARCOS (2006-2014) and Defendant Distribution Data (Walgreens 1/2006 - 3/2014)

Walgreens # 13667 (5/2009 to 12/2017)
DEA: FW1295028
5280 Geary Blvd
San Francisco, CA 94118

Walgreen Co Oxycodone Shipments to Walgreens # 13667, by Strength

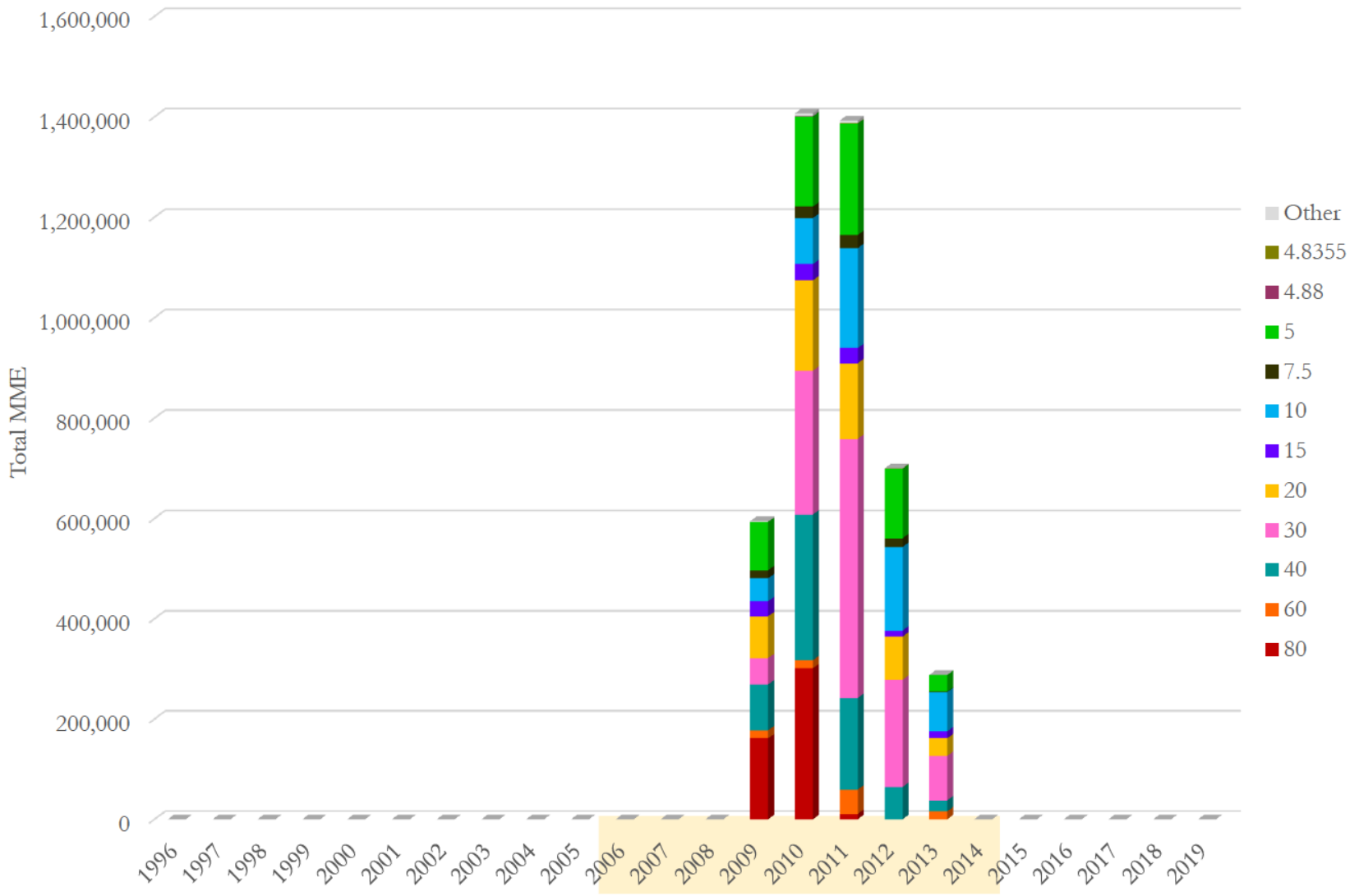

Data source: ARCOS (2006-2014) and Defendant Distribution Data (Walgreens 1/2006 - 3/2014)

Walgreens # 13667 (5/2009 to 12/2017)
DEA: FW1295028
5280 Geary Blvd
San Francisco, CA 94118

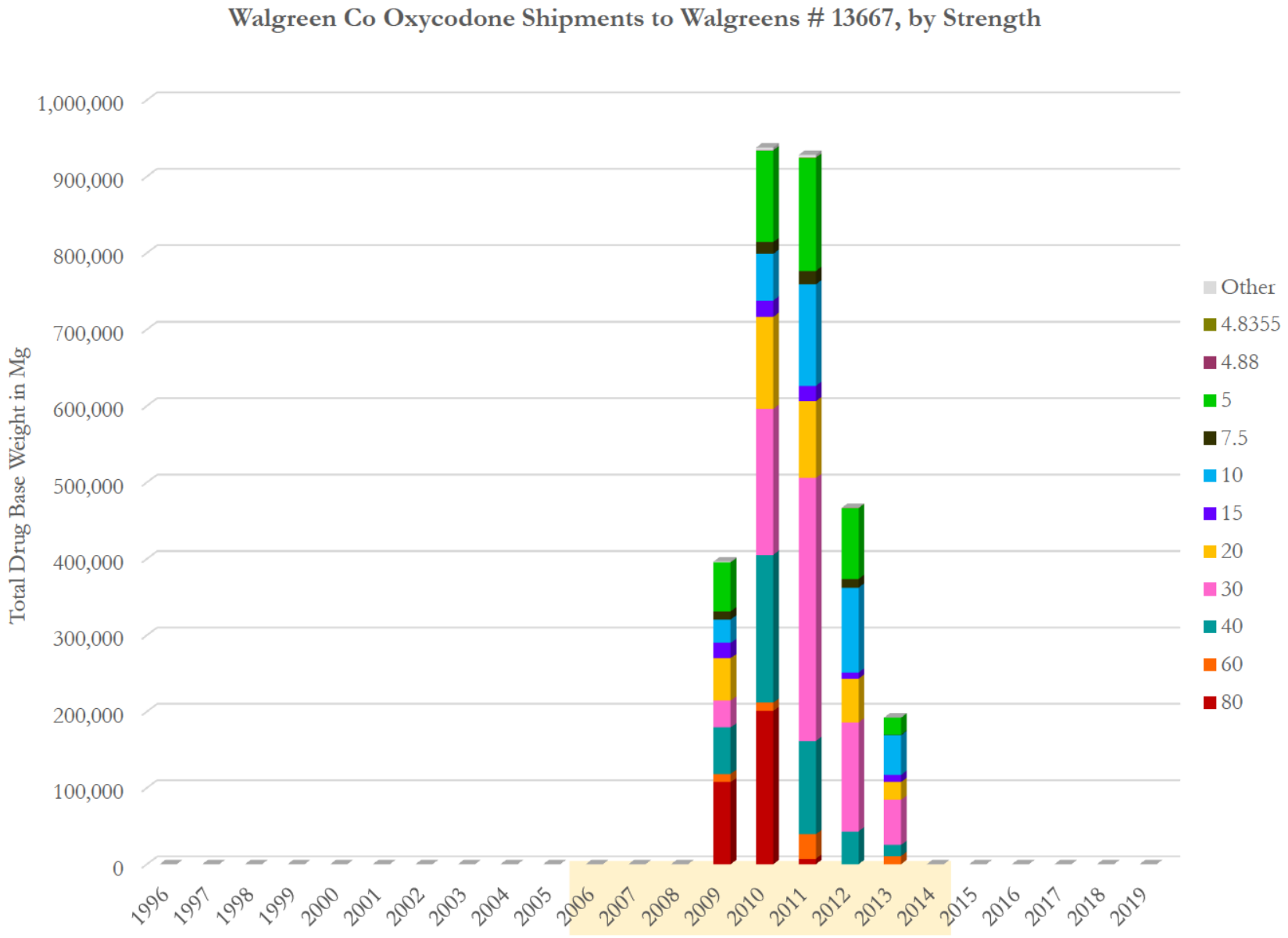

Data source: ARCOS (2006-2014) and Defendant Distribution Data (Walgreens 1/2006 - 3/2014)

Walgreens # 13667 (5/2009 to 12/2017)
DEA: FW1295028
5280 Geary Blvd
San Francisco, CA 94118

Walgreen Co Oxycodone Shipments to Walgreens # 13667, by Strength
(Total Dosage Units)

Strength Year\	80	60	40	30	20	15	10	7.5	5	4.88	4.8355	Other	Total	Avg. Str
1996	0	0	0	0	0	0	0	0	0	0	0	0	**0**	
1997	0	0	0	0	0	0	0	0	0	0	0	0	**0**	
1998	0	0	0	0	0	0	0	0	0	0	0	0	**0**	
1999	0	0	0	0	0	0	0	0	0	0	0	0	**0**	
2000	0	0	0	0	0	0	0	0	0	0	0	0	**0**	
2001	0	0	0	0	0	0	0	0	0	0	0	0	**0**	
2002	0	0	0	0	0	0	0	0	0	0	0	0	**0**	
2003	0	0	0	0	0	0	0	0	0	0	0	0	**0**	
2004	0	0	0	0	0	0	0	0	0	0	0	0	**0**	
2005	0	0	0	0	0	0	0	0	0	0	0	0	**0**	
2006	0	0	0	0	0	0	0	0	0	0	0	0	**0**	
2007	0	0	0	0	0	0	0	0	0	0	0	0	**0**	
2008	0	0	0	0	0	0	0	0	0	0	0	0	**0**	
2009	1,500	200	1,700	1,300	3,100	1,500	3,400	1,600	14,300	0	0	300	**28,900**	15 42
2010	2,800	200	5,400	7,100	6,700	1,600	6,800	2,300	26,700	100	0	900	**60,600**	17 46
2011	100	600	3,400	12,800	5,600	1,500	14,800	2,600	33,000	0	100	900	**75,400**	13 85
2012	0	0	1,200	5,300	3,200	600	12,400	1,700	20,600	0	100	0	**45,100**	11 54
2013	0	200	400	2,200	1,300	700	5,800	100	5,000	0	0	0	**15,700**	13 65
2014	0	0	0	0	0	0	0	0	0	0	0	0	**0**	
2015	0	0	0	0	0	0	0	0	0	0	0	0	**0**	
2016	0	0	0	0	0	0	0	0	0	0	0	0	**0**	
2017	0	0	0	0	0	0	0	0	0	0	0	0	**0**	
2018	0	0	0	0	0	0	0	0	0	0	0	0	**0**	
2019	0	0	0	0	0	0	0	0	0	0	0	0	**0**	
Total	**4,400**	**1,200**	**12,100**	**28,700**	**19,900**	**5,900**	**43,200**	**8,300**	**99,600**	**100**	**200**	**2,100**	**225,700**	14 53

Data source: ARCOS (2006-2014) and Defendant Distribution Data (Walgreens 1/2006 - 3/2014)

Walgreens # 13667 (5/2009 to 12/2017)
DEA: FW1295028
5280 Geary Blvd
San Francisco, CA 94118

Walgreen Co Oxycodone Shipments to Walgreens # 13667, by Strength
(Total MME)

Strength Year\	80	60	40	30	20	15	10	7.5	5	4.88	4.8355	Other	Total	Avg. Str
1996	0	0	0	0	0	0	0	0	0	0	0	0	**0**	
1997	0	0	0	0	0	0	0	0	0	0	0	0	**0**	
1998	0	0	0	0	0	0	0	0	0	0	0	0	**0**	
1999	0	0	0	0	0	0	0	0	0	0	0	0	**0**	
2000	0	0	0	0	0	0	0	0	0	0	0	0	**0**	
2001	0	0	0	0	0	0	0	0	0	0	0	0	**0**	
2002	0	0	0	0	0	0	0	0	0	0	0	0	**0**	
2003	0	0	0	0	0	0	0	0	0	0	0	0	**0**	
2004	0	0	0	0	0	0	0	0	0	0	0	0	**0**	
2005	0	0	0	0	0	0	0	0	0	0	0	0	**0**	
2006	0	0	0	0	0	0	0	0	0	0	0	0	**0**	
2007	0	0	0	0	0	0	0	0	0	0	0	0	**0**	
2008	0	0	0	0	0	0	0	0	0	0	0	0	**0**	
2009	161,370	16,137	91,443	52,445	83,375	30,257	45,722	16,137	96,150	0	0	1,815	**594,850**	15 42
2010	301,224	16,137	290,466	286,432	180,197	32,274	91,443	23,197	179,524	605	0	5,446	**1,406,945**	17 46
2011	10,758	48,411	182,886	516,384	150,612	30,257	199,023	26,223	221,884	0	650	5,446	**1,392,534**	13 85
2012	0	0	64,548	213,815	86,064	12,103	166,749	17,146	138,509	0	650	0	**699,584**	11 54
2013	0	16,137	21,516	88,754	34,964	14,120	77,996	1,009	33,619	0	0	0	**288,113**	13 65
2014	0	0	0	0	0	0	0	0	0	0	0	0	**0**	
2015	0	0	0	0	0	0	0	0	0	0	0	0	**0**	
2016	0	0	0	0	0	0	0	0	0	0	0	0	**0**	
2017	0	0	0	0	0	0	0	0	0	0	0	0	**0**	
2018	0	0	0	0	0	0	0	0	0	0	0	0	**0**	
2019	0	0	0	0	0	0	0	0	0	0	0	0	**0**	
Total	**473,352**	**96,822**	**650,859**	**1,157,830**	**535,211**	**119,010**	**580,932**	**83,711**	**669,686**	**605**	**1,301**	**12,708**	**4,382,025**	14 53

Data source: ARCOS (2006-2014) and Defendant Distribution Data (Walgreens 1/2006 - 3/2014)

Walgreens # 13667 (5/2009 to 12/2017)
DEA: FW1295028
5280 Geary Blvd
San Francisco, CA 94118

Walgreen Co Oxycodone Shipments to Walgreens # 13667, by Strength
(Total Drug Base Weight in Milligram)

Strength Year\	80	60	40	30	20	15	10	7.5	5	4.88	4.8355	Other	Total	Avg. Str
1996	0	0	0	0	0	0	0	0	0	0	0	0	**0**	
1997	0	0	0	0	0	0	0	0	0	0	0	0	**0**	
1998	0	0	0	0	0	0	0	0	0	0	0	0	**0**	
1999	0	0	0	0	0	0	0	0	0	0	0	0	**0**	
2000	0	0	0	0	0	0	0	0	0	0	0	0	**0**	
2001	0	0	0	0	0	0	0	0	0	0	0	0	**0**	
2002	0	0	0	0	0	0	0	0	0	0	0	0	**0**	
2003	0	0	0	0	0	0	0	0	0	0	0	0	**0**	
2004	0	0	0	0	0	0	0	0	0	0	0	0	**0**	
2005	0	0	0	0	0	0	0	0	0	0	0	0	**0**	
2006	0	0	0	0	0	0	0	0	0	0	0	0	**0**	
2007	0	0	0	0	0	0	0	0	0	0	0	0	**0**	
2008	0	0	0	0	0	0	0	0	0	0	0	0	**0**	
2009	107,580	10,758	60,962	34,964	55,583	20,171	30,481	10,758	64,100	0	0	1,210	**396,567**	15 42
2010	200,816	10,758	193,644	190,955	120,131	21,516	60,962	15,465	119,683	403	0	3,631	**937,963**	17 46
2011	7,172	32,274	121,924	344,256	100,408	20,171	132,682	17,482	147,923	0	434	3,631	**928,356**	13 85
2012	0	0	43,032	142,544	57,376	8,069	111,166	11,430	92,340	0	434	0	**466,389**	11 54
2013	0	10,758	14,344	59,169	23,309	9,413	51,997	672	22,413	0	0	0	**192,075**	13 65
2014	0	0	0	0	0	0	0	0	0	0	0	0	**0**	
2015	0	0	0	0	0	0	0	0	0	0	0	0	**0**	
2016	0	0	0	0	0	0	0	0	0	0	0	0	**0**	
2017	0	0	0	0	0	0	0	0	0	0	0	0	**0**	
2018	0	0	0	0	0	0	0	0	0	0	0	0	**0**	
2019	0	0	0	0	0	0	0	0	0	0	0	0	**0**	
Total	**315,568**	**64,548**	**433,906**	**771,887**	**356,807**	**79,340**	**387,288**	**55,807**	**446,457**	**403**	**867**	**8,472**	**2,921,350**	14 53

Data source: ARCOS (2006-2014) and Defendant Distribution Data (Walgreens 1/2006 - 3/2014)

Walgreens # 13667 (5/2009 to 12/2017)
DEA: FW1295028
5280 Geary Blvd
San Francisco, CA 94118

Anda, Inc Hydrocodone Shipments to Walgreens # 13667

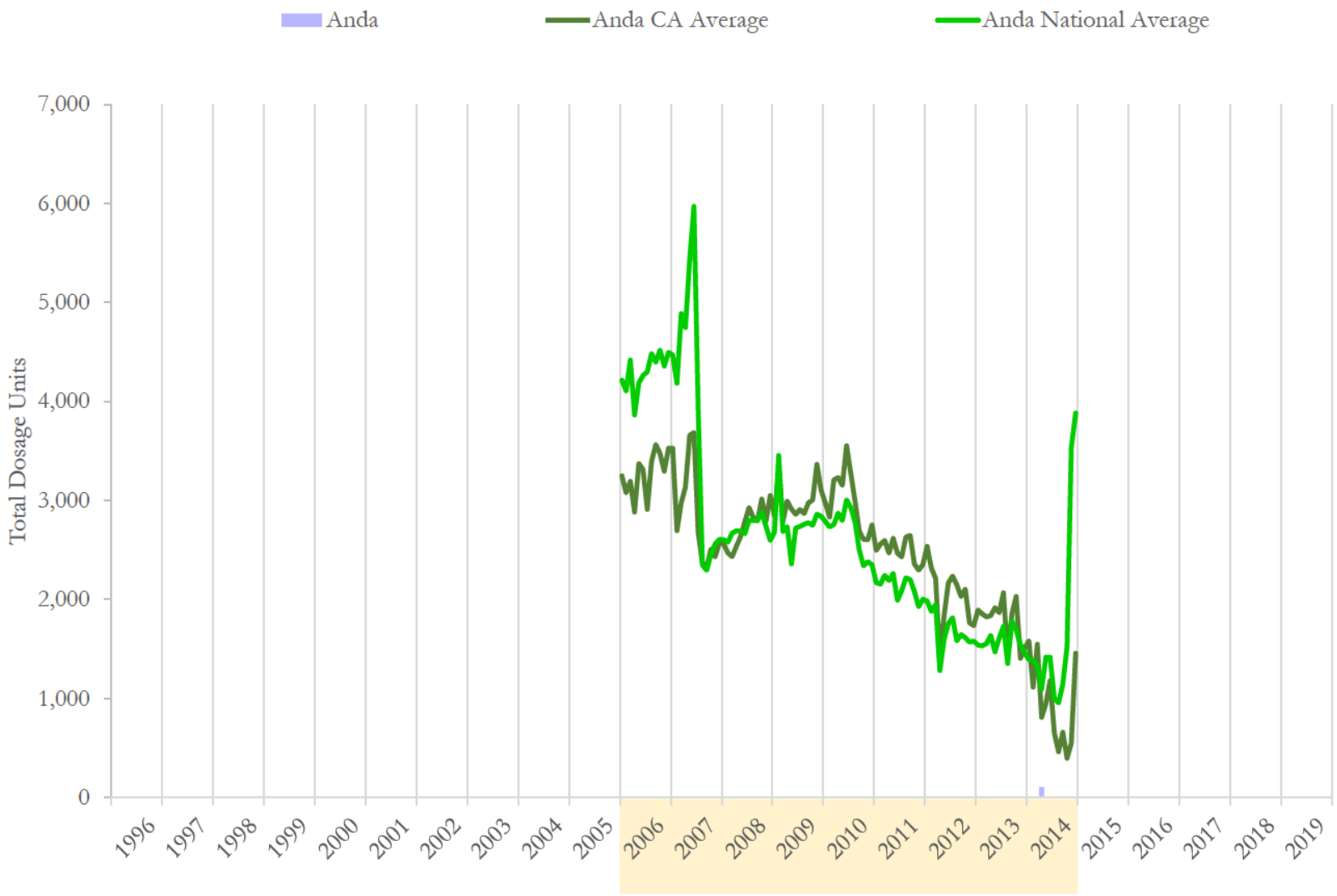

National and state averages reflect hydrocodone shipped from Anda, Inc to all active pharmacies each month.
Data source: ARCOS (2006-2014) and Defendant Distribution Data (Anda 12/1996 - 1/2015)

Walgreens # 13667 (5/2009 to 12/2017)
DEA: FW1295028
5280 Geary Blvd
San Francisco, CA 94118

Anda, Inc Hydrocodone Shipments to Walgreens # 13667

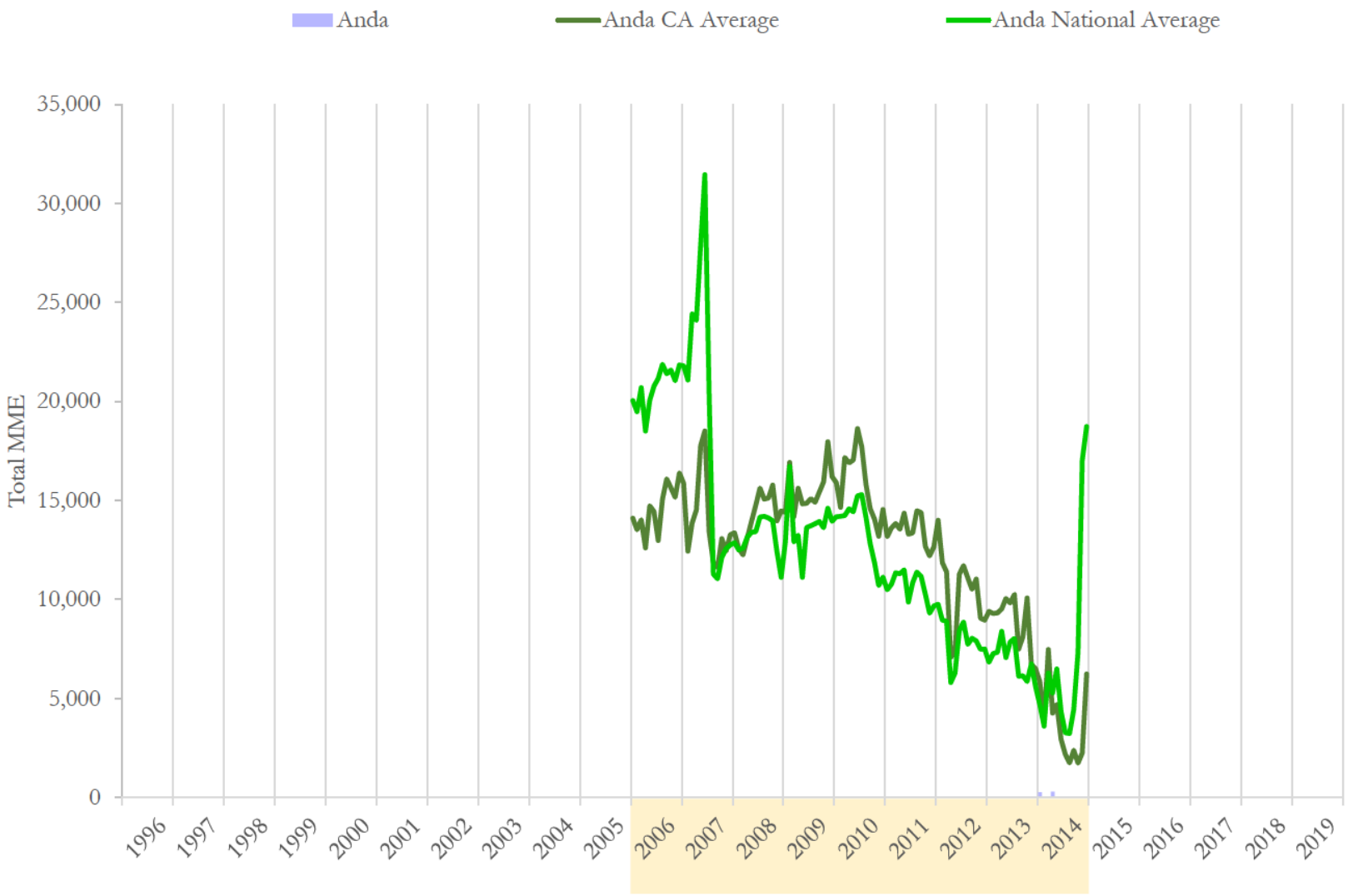

National and state averages reflect hydrocodone shipped from Anda, Inc to all active pharmacies each month.
Data source: ARCOS (2006-2014) and Defendant Distribution Data (Anda 12/1996 - 1/2015)

Walgreens # 13667 (5/2009 to 12/2017)
DEA: FW1295028
5280 Geary Blvd
San Francisco, CA 94118

Anda, Inc Hydrocodone Shipments to Walgreens # 13667

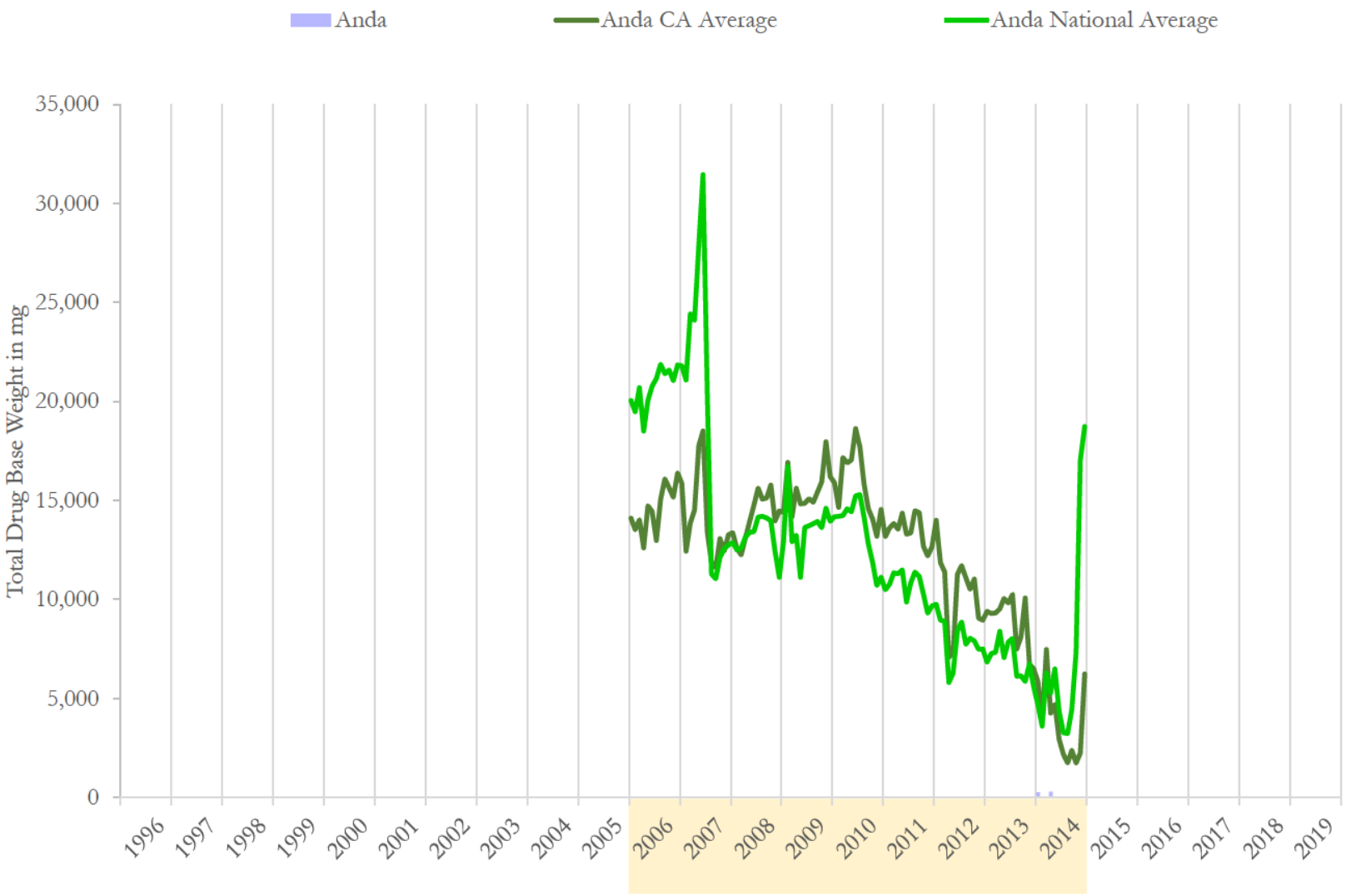

National and state averages reflect hydrocodone shipped from Anda, Inc to all active pharmacies each month.
Data source: ARCOS (2006-2014) and Defendant Distribution Data (Anda 12/1996 - 1/2015)

Walgreens # 13667 (5/2009 to 12/2017)
DEA: FW1295028
5280 Geary Blvd
San Francisco, CA 94118

Anda, Inc Hydrocodone Shipments to Walgreens # 13667

	Dosage Units		MME		Drug Base Weight in mg	
Date	Anda	% Change	Anda	% Change	Anda	% Change
01/2014	0	n/a	286	n/a	286	n/a
02/2014	0	n/a	0	-100.0%	0	-100.0%
03/2014	0	n/a	0	n/a	0	n/a
04/2014	100	n/a	303	n/a	303	n/a
05/2014	0	-100.0%	0	-100.0%	0	-100.0%
06/2014	0	n/a	0	n/a	0	n/a
07/2014	0	n/a	0	n/a	0	n/a
08/2014	0	n/a	0	n/a	0	n/a
09/2014	0	n/a	0	n/a	0	n/a
10/2014	0	n/a	0	n/a	0	n/a
11/2014	0	n/a	0	n/a	0	n/a
12/2014	0	n/a	0	n/a	0	n/a
01/2015	0	n/a	0	n/a	0	n/a
02/2015	0	n/a	0	n/a	0	n/a
03/2015	0	n/a	0	n/a	0	n/a
04/2015	0	n/a	0	n/a	0	n/a
05/2015	0	n/a	0	n/a	0	n/a
06/2015	0	n/a	0	n/a	0	n/a
07/2015	0	n/a	0	n/a	0	n/a
08/2015	0	n/a	0	n/a	0	n/a
09/2015	0	n/a	0	n/a	0	n/a
10/2015	0	n/a	0	n/a	0	n/a
11/2015	0	n/a	0	n/a	0	n/a
12/2015	0	n/a	0	n/a	0	n/a

Data source: ARCOS (2006-2014) and Defendant Distribution Data (Anda 12/1996 - 1/2015)

Walgreens # 13667 (5/2009 to 12/2017)
DEA: FW1295028
5280 Geary Blvd
San Francisco, CA 94118

Anda, Inc Hydrocodone Shipments to Walgreens # 13667

	Dosage Units		MME		Drug Base Weight in mg	
Date	**Anda**	**% Change**	**Anda**	**% Change**	**Anda**	**% Change**
1996	0		0		0	
1997	0	n/a	0	n/a	0	n/a
1998	0	n/a	0	n/a	0	n/a
1999	0	n/a	0	n/a	0	n/a
2000	0	n/a	0	n/a	0	n/a
2001	0	n/a	0	n/a	0	n/a
2002	0	n/a	0	n/a	0	n/a
2003	0	n/a	0	n/a	0	n/a
2004	0	n/a	0	n/a	0	n/a
2005	0	n/a	0	n/a	0	n/a
2006	0	n/a	0	n/a	0	n/a
2007	0	n/a	0	n/a	0	n/a
2008	0	n/a	0	n/a	0	n/a
2009	0	n/a	0	n/a	0	n/a
2010	0	n/a	0	n/a	0	n/a
2011	0	n/a	0	n/a	0	n/a
2012	0	n/a	0	n/a	0	n/a
2013	0	n/a	0	n/a	0	n/a
2014	100	n/a	589	n/a	589	n/a
2015	0	-100.0%	0	-100.0%	0	-100.0%
2016	0	n/a	0	n/a	0	n/a
2017	0	n/a	0	n/a	0	n/a
2018	0	n/a	0	n/a	0	n/a
2019	0	n/a	0	n/a	0	n/a
Total	**100**		**589**		**589**	

Data source: ARCOS (2006-2014) and Defendant Distribution Data (Anda 12/1996 - 1/2015)

Walgreens # 13667 (5/2009 to 12/2017)
DEA: FW1295028
5280 Geary Blvd
San Francisco, CA 94118

Anda, Inc Hydrocodone Shipments to Walgreens # 13667, by Strength

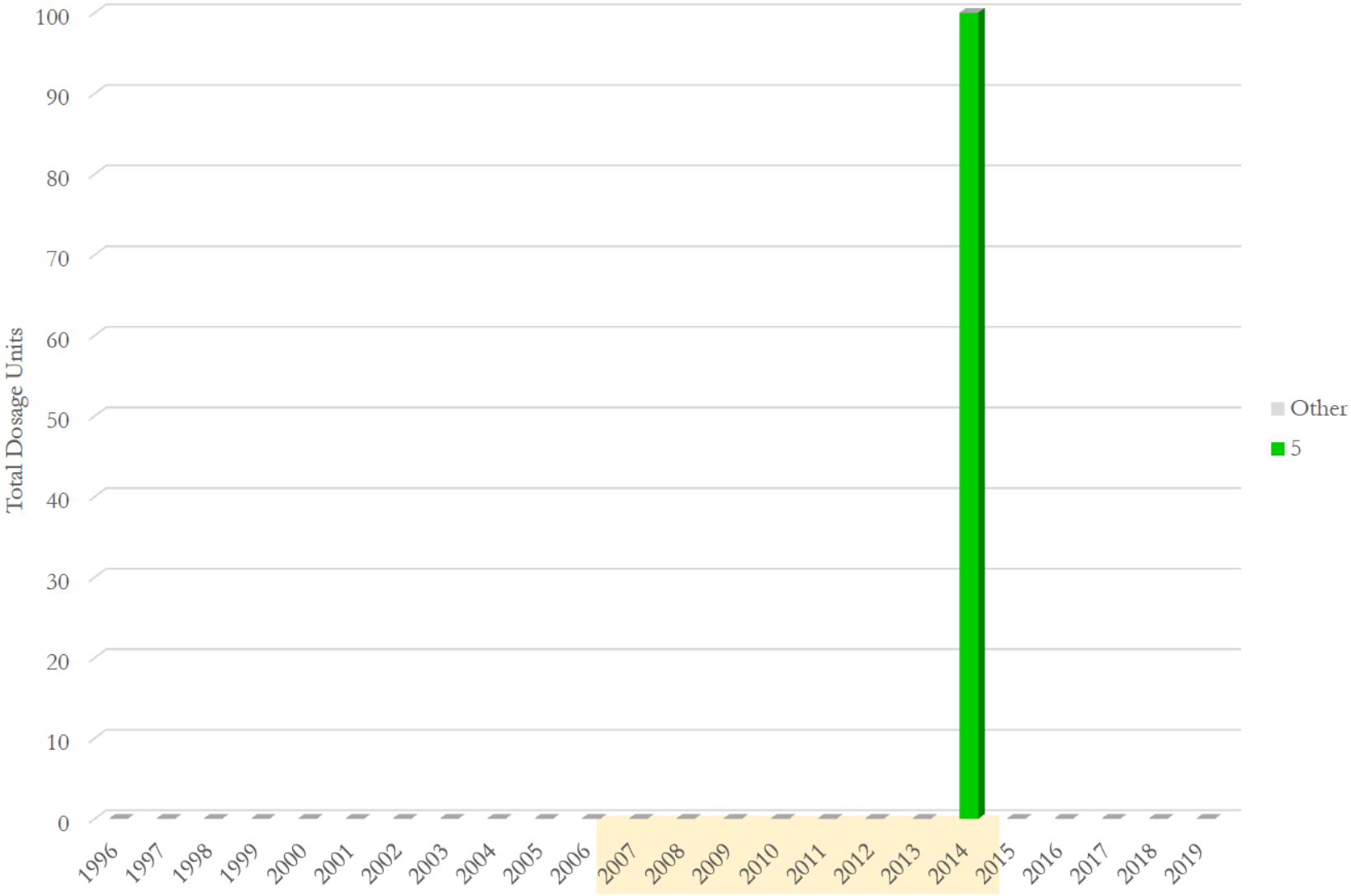

Data source: ARCOS (2006-2014) and Defendant Distribution Data (Anda 12/1996 - 1/2015)

Walgreens # 13667 (5/2009 to 12/2017)
DEA: FW1295028
5280 Geary Blvd
San Francisco, CA 94118

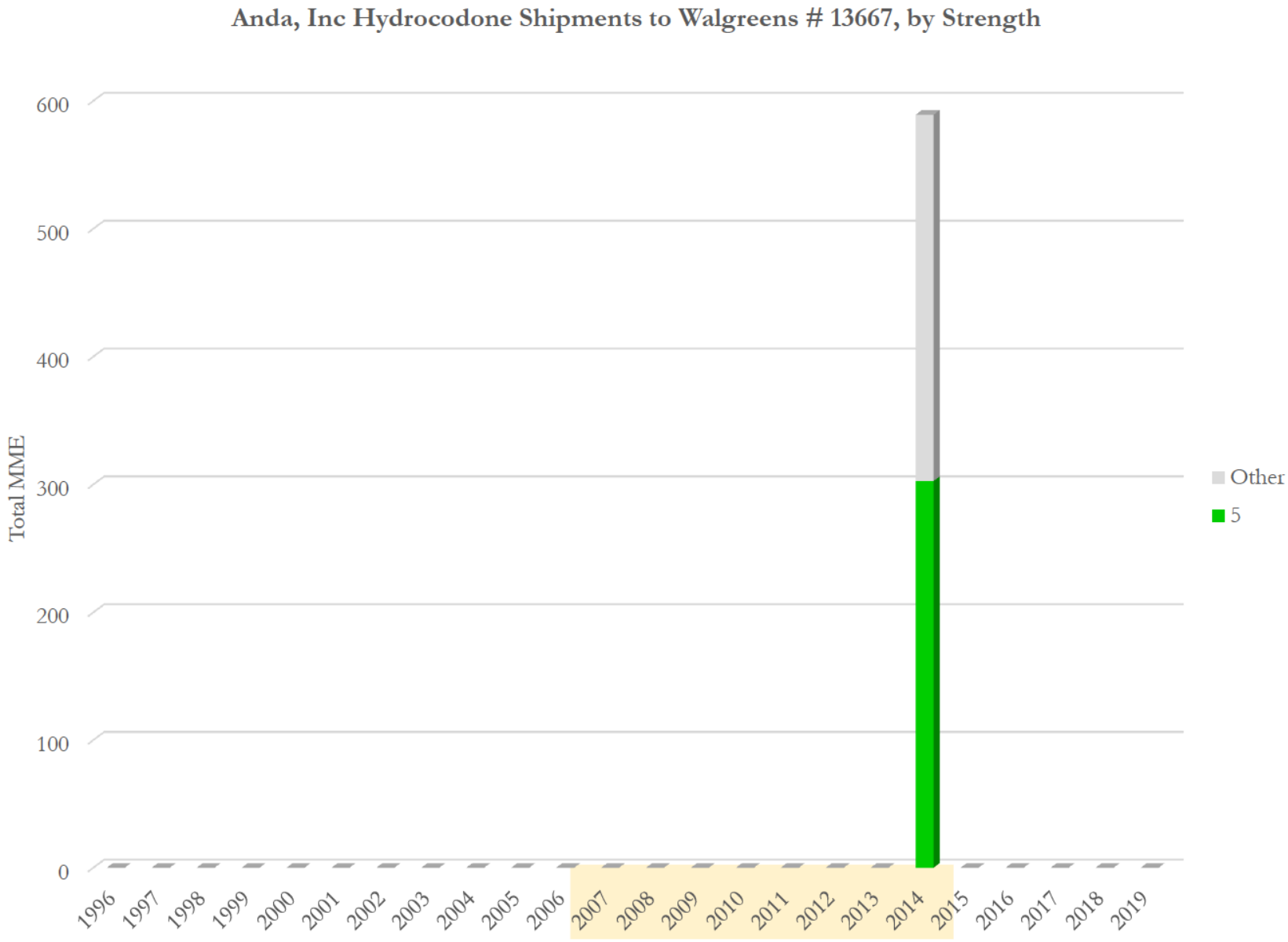

Data source: ARCOS (2006-2014) and Defendant Distribution Data (Anda 12/1996 - 1/2015)

Walgreens # 13667 (5/2009 to 12/2017)
DEA: FW1295028
5280 Geary Blvd
San Francisco, CA 94118

Anda, Inc Hydrocodone Shipments to Walgreens # 13667, by Strength

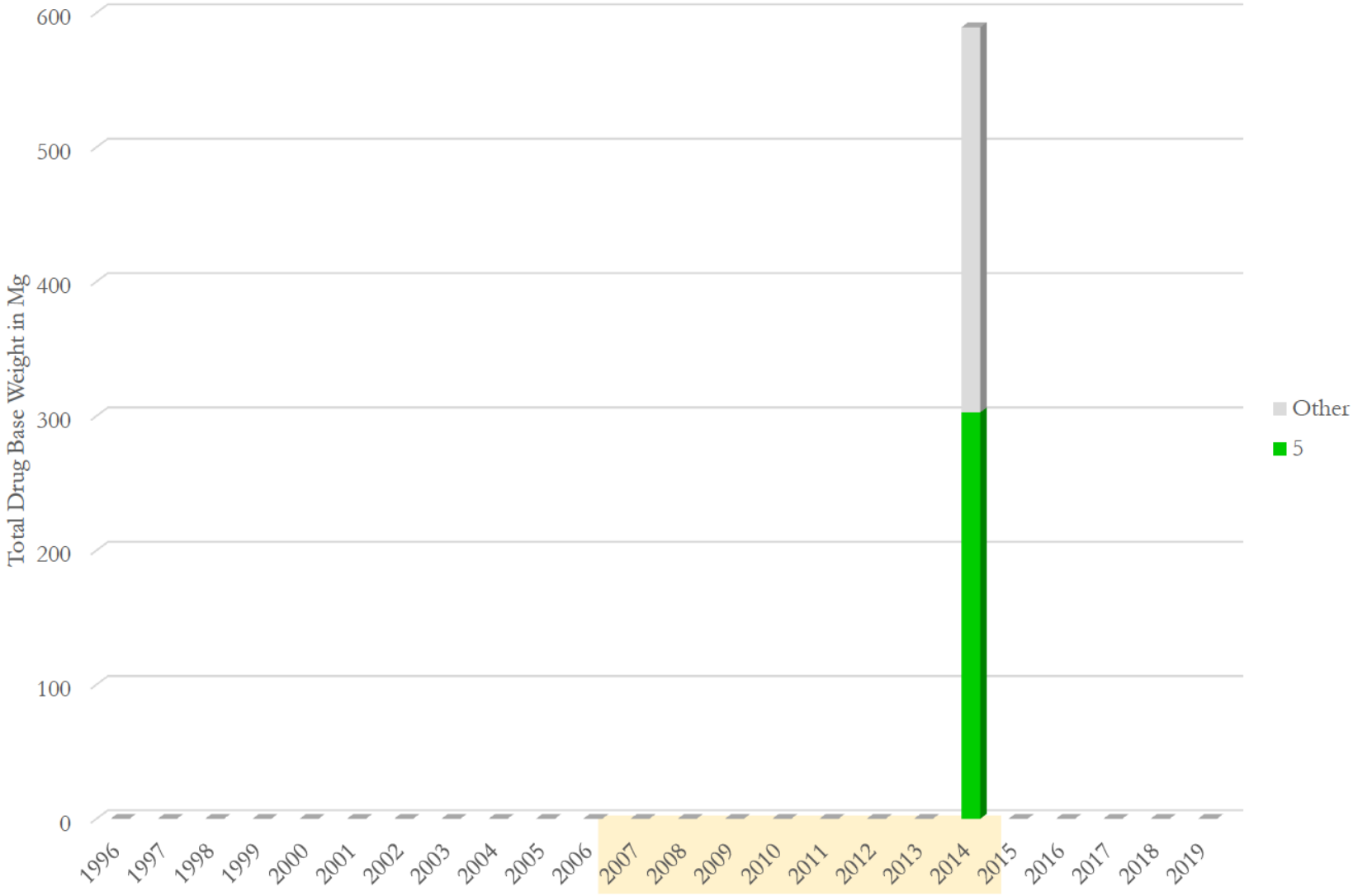

Data source: ARCOS (2006-2014) and Defendant Distribution Data (Anda 12/1996 - 1/2015)

Anda, Inc Hydrocodone Shipments to Walgreens # 13667, by Strength
(Total Dosage Units)

Strength Year\	5	Other	Total	Avg. Str
1996	0	0	**0**	
1997	0	0	**0**	
1998	0	0	**0**	
1999	0	0	**0**	
2000	0	0	**0**	
2001	0	0	**0**	
2002	0	0	**0**	
2003	0	0	**0**	
2004	0	0	**0**	
2005	0	0	**0**	
2006	0	0	**0**	
2007	0	0	**0**	
2008	0	0	**0**	
2009	0	0	**0**	
2010	0	0	**0**	
2011	0	0	**0**	
2012	0	0	**0**	
2013	0	0	**0**	
2014	100	0	**100**	5.00
2015	0	0	**0**	
2016	0	0	**0**	
2017	0	0	**0**	
2018	0	0	**0**	
2019	0	0	**0**	
Total	**100**	**0**	**100**	5.00

Data source: ARCOS (2006-2014) and Defendant Distribution Data (Anda 12/1996 - 1/2015)

Anda, Inc Hydrocodone Shipments to Walgreens # 13667, by Strength
(Total MME)

Strength Year\	5	Other	Total	Avg. Str
1996	0	0	**0**	
1997	0	0	**0**	
1998	0	0	**0**	
1999	0	0	**0**	
2000	0	0	**0**	
2001	0	0	**0**	
2002	0	0	**0**	
2003	0	0	**0**	
2004	0	0	**0**	
2005	0	0	**0**	
2006	0	0	**0**	
2007	0	0	**0**	
2008	0	0	**0**	
2009	0	0	**0**	
2010	0	0	**0**	
2011	0	0	**0**	
2012	0	0	**0**	
2013	0	0	**0**	
2014	303	286	**589**	5.00
2015	0	0	**0**	
2016	0	0	**0**	
2017	0	0	**0**	
2018	0	0	**0**	
2019	0	0	**0**	
Total	**303**	**286**	**589**	5.00

Data source: ARCOS (2006-2014) and Defendant Distribution Data (Anda 12/1996 - 1/2015)

Anda, Inc Hydrocodone Shipments to Walgreens # 13667, by Strength
(Total Drug Base Weight in Milligram)

Strength Year\	5	Other	Total	Avg. Str
1996	0	0	**0**	
1997	0	0	**0**	
1998	0	0	**0**	
1999	0	0	**0**	
2000	0	0	**0**	
2001	0	0	**0**	
2002	0	0	**0**	
2003	0	0	**0**	
2004	0	0	**0**	
2005	0	0	**0**	
2006	0	0	**0**	
2007	0	0	**0**	
2008	0	0	**0**	
2009	0	0	**0**	
2010	0	0	**0**	
2011	0	0	**0**	
2012	0	0	**0**	
2013	0	0	**0**	
2014	303	286	**589**	5.00
2015	0	0	**0**	
2016	0	0	**0**	
2017	0	0	**0**	
2018	0	0	**0**	
2019	0	0	**0**	
Total	**303**	**286**	**589**	5.00

Data source: ARCOS (2006-2014) and Defendant Distribution Data (Anda 12/1996 - 1/2015)

Walgreens # 13667 (5/2009 to 12/2017)
DEA: FW1295028
5280 Geary Blvd
San Francisco, CA 94118

Walgreen Co Hydrocodone Shipments to Walgreens # 13667

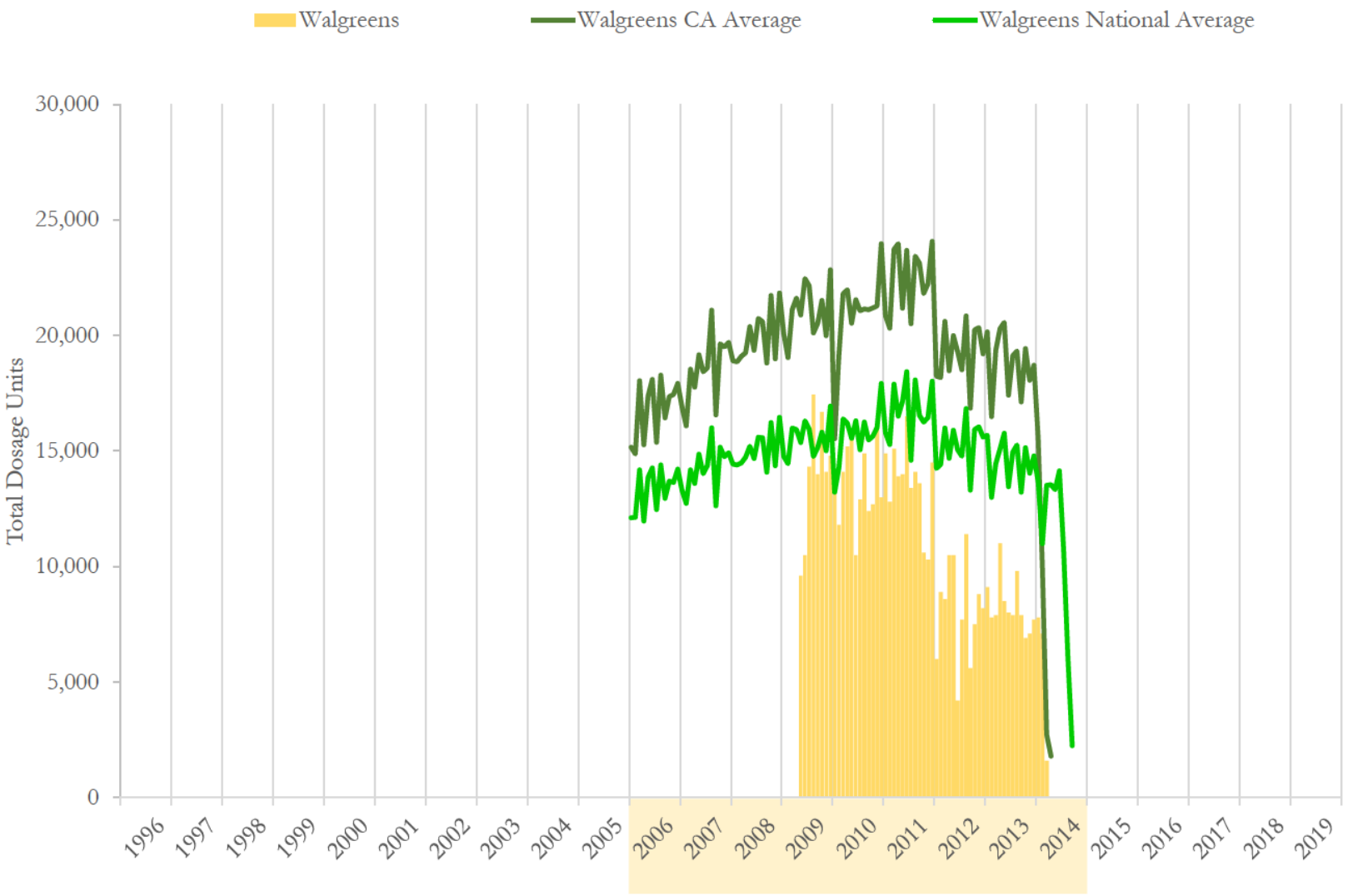

National and state averages reflect hydrocodone shipped from Walgreen Co to all active pharmacies each month.
Data source: ARCOS (2006-2014) and Defendant Distribution Data (Walgreens 1/2006 - 3/2014)

Walgreens # 13667 (5/2009 to 12/2017)
DEA: FW1295028
5280 Geary Blvd
San Francisco, CA 94118

Walgreen Co Hydrocodone Shipments to Walgreens # 13667

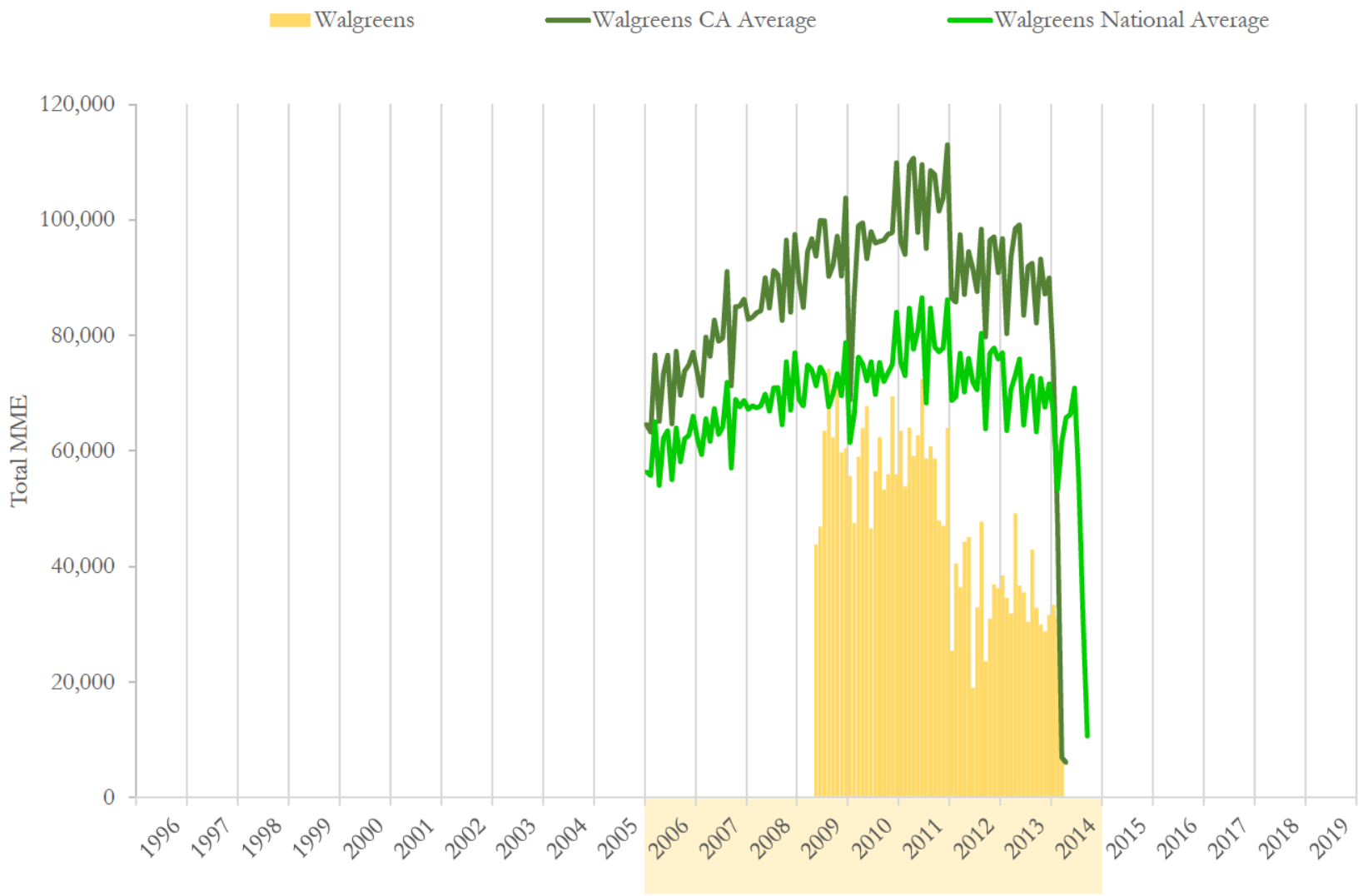

National and state averages reflect hydrocodone shipped from Walgreen Co to all active pharmacies each month.
Data source: ARCOS (2006-2014) and Defendant Distribution Data (Walgreens 1/2006 - 3/2014)

Walgreens # 13667 (5/2009 to 12/2017)
DEA: FW1295028
5280 Geary Blvd
San Francisco, CA 94118

Walgreen Co Hydrocodone Shipments to Walgreens # 13667

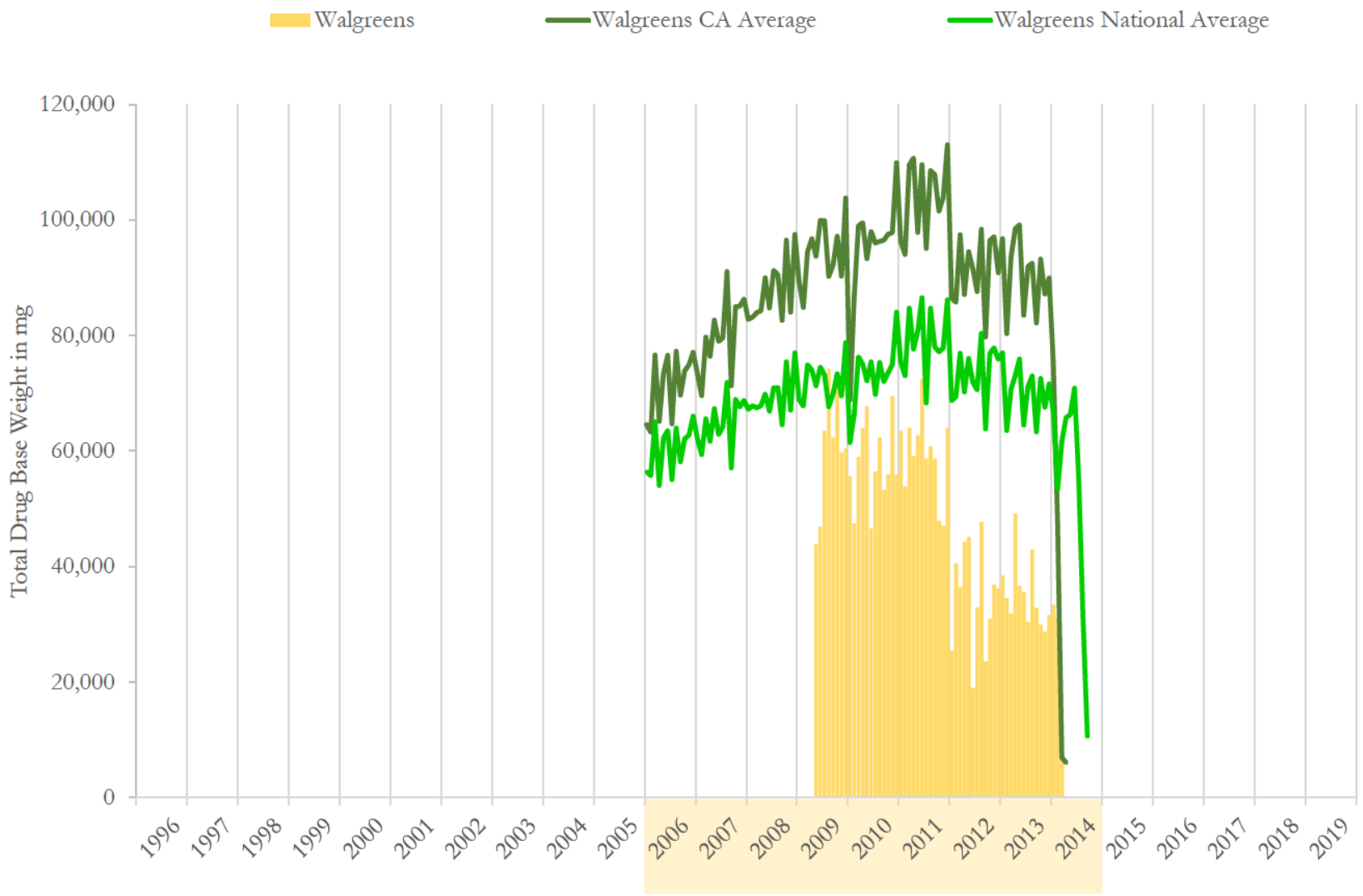

National and state averages reflect hydrocodone shipped from Walgreen Co to all active pharmacies each month.
Data source: ARCOS (2006-2014) and Defendant Distribution Data (Walgreens 1/2006 - 3/2014)

Walgreens # 13667 (5/2009 to 12/2017)
DEA: FW1295028
5280 Geary Blvd
San Francisco, CA 94118

Walgreen Co Hydrocodone Shipments to Walgreens # 13667

	Dosage Units		MME		Drug Base Weight in mg	
Date	Walgreens	% Change	Walgreens	% Change	Walgreens	% Change
01/2008	0	n/a	0	n/a	0	n/a
02/2008	0	n/a	0	n/a	0	n/a
03/2008	0	n/a	0	n/a	0	n/a
04/2008	0	n/a	0	n/a	0	n/a
05/2008	0	n/a	0	n/a	0	n/a
06/2008	0	n/a	0	n/a	0	n/a
07/2008	0	n/a	0	n/a	0	n/a
08/2008	0	n/a	0	n/a	0	n/a
09/2008	0	n/a	0	n/a	0	n/a
10/2008	0	n/a	0	n/a	0	n/a
11/2008	0	n/a	0	n/a	0	n/a
12/2008	0	n/a	0	n/a	0	n/a
01/2009	0	n/a	0	n/a	0	n/a
02/2009	0	n/a	0	n/a	0	n/a
03/2009	0	n/a	0	n/a	0	n/a
04/2009	0	n/a	0	n/a	0	n/a
05/2009	9,600	n/a	43,835	n/a	43,835	n/a
06/2009	10,500	9.4%	46,910	7.0%	46,910	7.0%
07/2009	14,320	36.4%	63,488	35.3%	63,488	35.3%
08/2009	17,440	21.8%	74,220	16.9%	74,220	16.9%
09/2009	14,000	-19.7%	62,332	-16.0%	62,332	-16.0%
10/2009	16,700	19.3%	71,405	14.6%	71,405	14.6%
11/2009	14,100	-15.6%	59,751	-16.3%	59,751	-16.3%
12/2009	14,800	5.0%	60,499	1.3%	60,499	1.3%

Data source: ARCOS (2006-2014) and Defendant Distribution Data (Walgreens 1/2006 - 3/2014)

Walgreens # 13667 (5/2009 to 12/2017)
DEA: FW1295028
5280 Geary Blvd
San Francisco, CA 94118

Walgreen Co Hydrocodone Shipments to Walgreens # 13667

	Dosage Units		MME		Drug Base Weight in mg	
Date	Walgreens	% Change	Walgreens	% Change	Walgreens	% Change
01/2010	13,300	-10.1%	55,672	-8.0%	55,672	-8.0%
02/2010	11,800	-11.3%	47,483	-14.7%	47,483	-14.7%
03/2010	14,100	19.5%	58,978	24.2%	58,978	24.2%
04/2010	15,200	7.8%	63,997	8.5%	63,997	8.5%
05/2010	15,800	3.9%	67,724	5.8%	67,724	5.8%
06/2010	10,500	-33.5%	46,616	-31.2%	46,616	-31.2%
07/2010	12,900	22.9%	56,454	21.1%	56,454	21.1%
08/2010	14,900	15.5%	62,340	10.4%	62,340	10.4%
09/2010	12,400	-16.8%	53,275	-14.5%	53,275	-14.5%
10/2010	12,700	2.4%	55,951	5.0%	55,951	5.0%
11/2010	16,000	26.0%	69,453	24.1%	69,453	24.1%
12/2010	13,000	-18.8%	55,934	-19.5%	55,934	-19.5%
01/2011	14,900	14.6%	63,486	13.5%	63,486	13.5%
02/2011	12,800	-14.1%	53,881	-15.1%	53,881	-15.1%
03/2011	15,100	18.0%	64,005	18.8%	64,005	18.8%
04/2011	13,900	-7.9%	59,145	-7.6%	59,145	-7.6%
05/2011	14,000	0.7%	62,729	6.1%	62,729	6.1%
06/2011	16,500	17.9%	72,472	15.5%	72,472	15.5%
07/2011	13,400	-18.8%	58,667	-19.0%	58,667	-19.0%
08/2011	14,100	5.2%	60,786	3.6%	60,786	3.6%
09/2011	13,600	-3.5%	58,691	-3.4%	58,691	-3.4%
10/2011	10,600	-22.1%	47,945	-18.3%	47,945	-18.3%
11/2011	10,300	-2.8%	47,037	-1.9%	47,037	-1.9%
12/2011	14,500	40.8%	63,980	36.0%	63,980	36.0%

Data source: ARCOS (2006-2014) and Defendant Distribution Data (Walgreens 1/2006 - 3/2014)

Walgreens # 13667 (5/2009 to 12/2017)
DEA: FW1295028
5280 Geary Blvd
San Francisco, CA 94118

Walgreen Co Hydrocodone Shipments to Walgreens # 13667

	Dosage Units		MME		Drug Base Weight in mg	
Date	Walgreens	% Change	Walgreens	% Change	Walgreens	% Change
01/2012	6,000	-58.6%	25,370	-60.3%	25,370	-60.3%
02/2012	8,900	48.3%	40,497	59.6%	40,497	59.6%
03/2012	8,600	-3.4%	36,427	-10.1%	36,427	-10.1%
04/2012	10,500	22.1%	44,297	21.6%	44,297	21.6%
05/2012	10,500	0.0%	45,070	1.7%	45,070	1.7%
06/2012	4,200	-60.0%	18,997	-57.8%	18,997	-57.8%
07/2012	7,700	83.3%	32,905	73.2%	32,905	73.2%
08/2012	11,400	48.1%	47,762	45.2%	47,762	45.2%
09/2012	5,600	-50.9%	23,578	-50.6%	23,578	-50.6%
10/2012	7,500	33.9%	30,978	31.4%	30,978	31.4%
11/2012	8,800	17.3%	36,889	19.1%	36,889	19.1%
12/2012	8,200	-6.8%	36,227	-1.8%	36,227	-1.8%
01/2013	9,100	11.0%	38,464	6.2%	38,464	6.2%
02/2013	7,800	-14.3%	34,554	-10.2%	34,554	-10.2%
03/2013	7,900	1.3%	31,862	-7.8%	31,862	-7.8%
04/2013	11,000	39.2%	49,173	54.3%	49,173	54.3%
05/2013	8,500	-22.7%	36,729	-25.3%	36,729	-25.3%
06/2013	8,000	-5.9%	35,535	-3.3%	35,535	-3.3%
07/2013	7,900	-1.3%	30,421	-14.4%	30,421	-14.4%
08/2013	9,800	24.1%	42,918	41.1%	42,918	41.1%
09/2013	7,900	-19.4%	32,827	-23.5%	32,827	-23.5%
10/2013	6,900	-12.7%	29,943	-8.8%	29,943	-8.8%
11/2013	7,100	2.9%	28,740	-4.0%	28,740	-4.0%
12/2013	7,700	8.5%	31,616	10.0%	31,616	10.0%

Data source: ARCOS (2006-2014) and Defendant Distribution Data (Walgreens 1/2006 - 3/2014)

Walgreen Co Hydrocodone Shipments to Walgreens # 13667

	Dosage Units		MME		Drug Base Weight in mg	
Date	Walgreens	% Change	Walgreens	% Change	Walgreens	% Change
01/2014	7,800	1.3%	33,408	5.7%	33,408	5.7%
02/2014	7,100	-9.0%	30,978	-7.3%	30,978	-7.3%
03/2014	1,600	-77.5%	6,930	-77.6%	6,930	-77.6%
04/2014	0	-100.0%	0	-100.0%	0	-100.0%
05/2014	0	n/a	0	n/a	0	n/a
06/2014	0	n/a	0	n/a	0	n/a
07/2014	0	n/a	0	n/a	0	n/a
08/2014	0	n/a	0	n/a	0	n/a
09/2014	0	n/a	0	n/a	0	n/a
10/2014	0	n/a	0	n/a	0	n/a
11/2014	0	n/a	0	n/a	0	n/a
12/2014	0	n/a	0	n/a	0	n/a
01/2015	0	n/a	0	n/a	0	n/a
02/2015	0	n/a	0	n/a	0	n/a
03/2015	0	n/a	0	n/a	0	n/a
04/2015	0	n/a	0	n/a	0	n/a
05/2015	0	n/a	0	n/a	0	n/a
06/2015	0	n/a	0	n/a	0	n/a
07/2015	0	n/a	0	n/a	0	n/a
08/2015	0	n/a	0	n/a	0	n/a
09/2015	0	n/a	0	n/a	0	n/a
10/2015	0	n/a	0	n/a	0	n/a
11/2015	0	n/a	0	n/a	0	n/a
12/2015	0	n/a	0	n/a	0	n/a

Data source: ARCOS (2006-2014) and Defendant Distribution Data (Walgreens 1/2006 - 3/2014)

Walgreens # 13667 (5/2009 to 12/2017)
DEA: FW1295028
5280 Geary Blvd
San Francisco, CA 94118

Walgreen Co Hydrocodone Shipments to Walgreens # 13667

	Dosage Units		MME		Drug Base Weight in mg	
Date	Walgreens	% Change	Walgreens	% Change	Walgreens	% Change
1996	0		0		0	
1997	0	n/a	0	n/a	0	n/a
1998	0	n/a	0	n/a	0	n/a
1999	0	n/a	0	n/a	0	n/a
2000	0	n/a	0	n/a	0	n/a
2001	0	n/a	0	n/a	0	n/a
2002	0	n/a	0	n/a	0	n/a
2003	0	n/a	0	n/a	0	n/a
2004	0	n/a	0	n/a	0	n/a
2005	0	n/a	0	n/a	0	n/a
2006	0	n/a	0	n/a	0	n/a
2007	0	n/a	0	n/a	0	n/a
2008	0	n/a	0	n/a	0	n/a
2009	111,460	n/a	482,440	n/a	482,440	n/a
2010	162,600	45.9%	693,876	43.8%	693,876	43.8%
2011	163,700	0.7%	712,825	2.7%	712,825	2.7%
2012	97,900	-40.2%	418,995	-41.2%	418,995	-41.2%
2013	99,600	1.7%	422,782	0.9%	422,782	0.9%
2014	16,500	-83.4%	71,315	-83.1%	71,315	-83.1%
2015	0	-100.0%	0	-100.0%	0	-100.0%
2016	0	n/a	0	n/a	0	n/a
2017	0	n/a	0	n/a	0	n/a
2018	0	n/a	0	n/a	0	n/a
2019	0	n/a	0	n/a	0	n/a
Total	**651,760**		**2,802,233**		**2,802,233**	

Data source: ARCOS (2006-2014) and Defendant Distribution Data (Walgreens 1/2006 - 3/2014)

Walgreens # 13667 (5/2009 to 12/2017)
DEA: FW1295028
5280 Geary Blvd
San Francisco, CA 94118

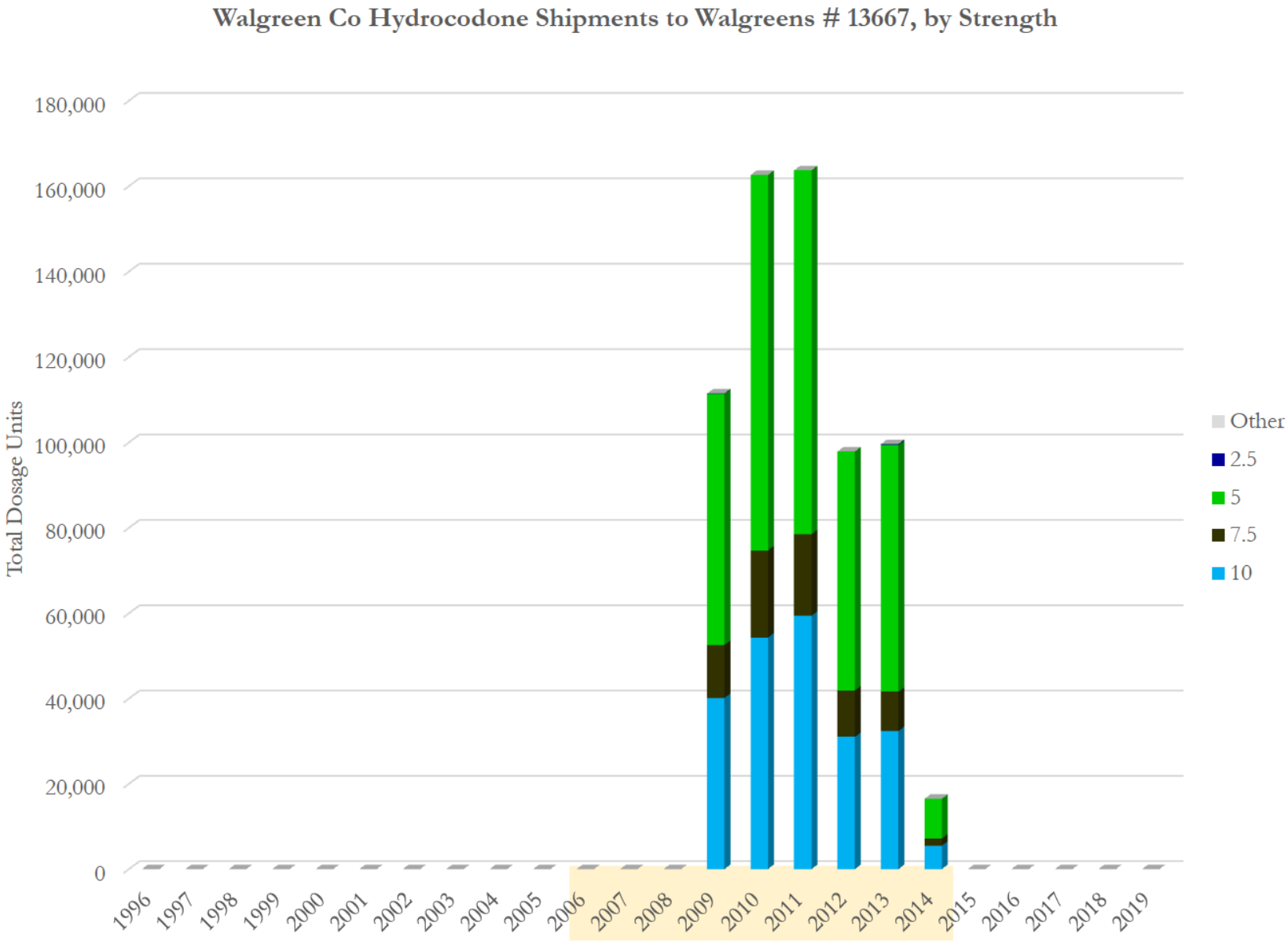

Data source: ARCOS (2006-2014) and Defendant Distribution Data (Walgreens 1/2006 - 3/2014)

Walgreens # 13667 (5/2009 to 12/2017)
DEA: FW1295028
5280 Geary Blvd
San Francisco, CA 94118

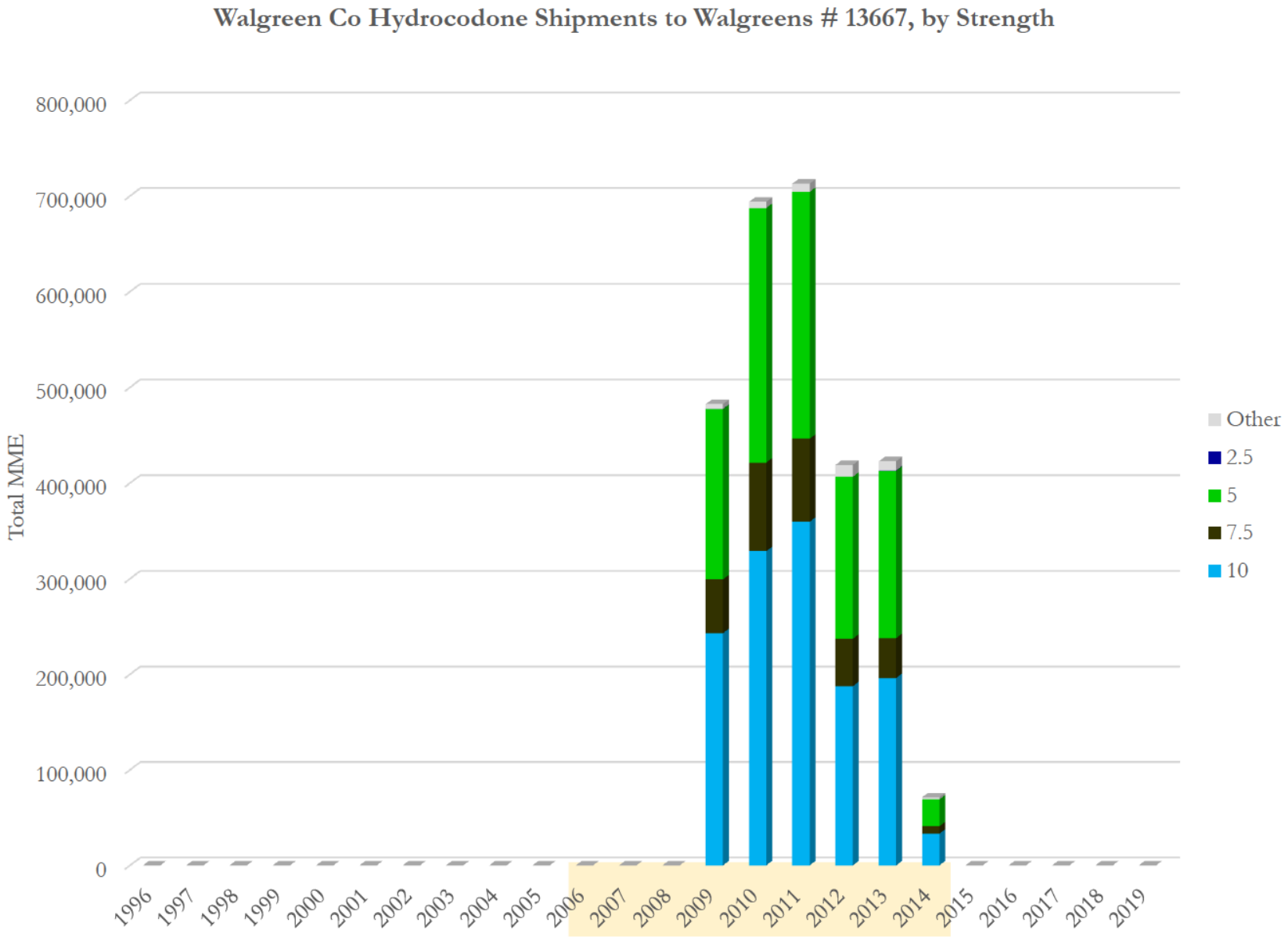

Data source: ARCOS (2006-2014) and Defendant Distribution Data (Walgreens 1/2006 - 3/2014)

Walgreens # 13667 (5/2009 to 12/2017)
DEA: FW1295028
5280 Geary Blvd
San Francisco, CA 94118

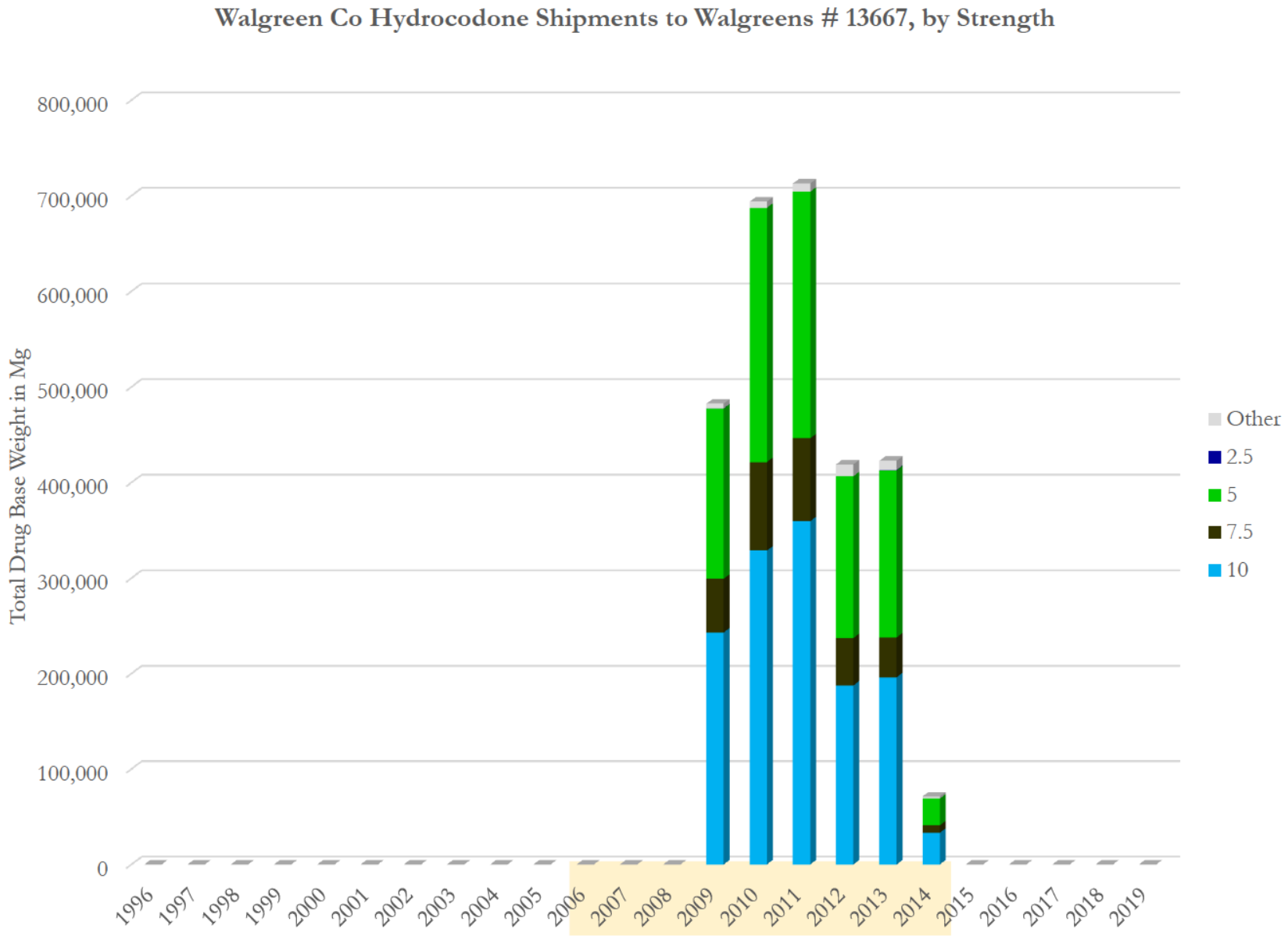

Data source: ARCOS (2006-2014) and Defendant Distribution Data (Walgreens 1/2006 - 3/2014)

Walgreens # 13667 (5/2009 to 12/2017)
DEA: FW1295028
5280 Geary Blvd
San Francisco, CA 94118

Walgreen Co Hydrocodone Shipments to Walgreens # 13667, by Strength
(Total Dosage Units)

Strength Year\	10	7.5	5	2.5	Other	Total	Avg. Str
1996	0	0	0	0	0	**0**	
1997	0	0	0	0	0	**0**	
1998	0	0	0	0	0	**0**	
1999	0	0	0	0	0	**0**	
2000	0	0	0	0	0	**0**	
2001	0	0	0	0	0	**0**	
2002	0	0	0	0	0	**0**	
2003	0	0	0	0	0	**0**	
2004	0	0	0	0	0	**0**	
2005	0	0	0	0	0	**0**	
2006	0	0	0	0	0	**0**	
2007	0	0	0	0	0	**0**	
2008	0	0	0	0	0	**0**	
2009	40,160	12,400	58,800	100	0	**111,460**	7.08
2010	54,300	20,400	87,900	0	0	**162,600**	6.98
2011	59,400	19,100	85,200	0	0	**163,700**	7.11
2012	31,000	10,900	56,000	0	0	**97,900**	6.86
2013	32,400	9,200	57,800	200	0	**99,600**	6.85
2014	5,500	1,700	9,300	0	0	**16,500**	6.92
2015	0	0	0	0	0	**0**	
2016	0	0	0	0	0	**0**	
2017	0	0	0	0	0	**0**	
2018	0	0	0	0	0	**0**	
2019	0	0	0	0	0	**0**	
Total	**222,760**	**73,700**	**355,000**	**300**	**0**	**651,760**	6.99

Data source: ARCOS (2006-2014) and Defendant Distribution Data (Walgreens 1/2006 - 3/2014)

Walgreens # 13667 (5/2009 to 12/2017)
DEA: FW1295028
5280 Geary Blvd
San Francisco, CA 94118

Walgreen Co Hydrocodone Shipments to Walgreens # 13667, by Strength (Total MME)

Strength / Year\	10	7.5	5	2.5	Other	Total	Avg. Str
1996	0	0	0	0	0	**0**	
1997	0	0	0	0	0	**0**	
1998	0	0	0	0	0	**0**	
1999	0	0	0	0	0	**0**	
2000	0	0	0	0	0	**0**	
2001	0	0	0	0	0	**0**	
2002	0	0	0	0	0	**0**	
2003	0	0	0	0	0	**0**	
2004	0	0	0	0	0	**0**	
2005	0	0	0	0	0	**0**	
2006	0	0	0	0	0	**0**	
2007	0	0	0	0	0	**0**	
2008	0	0	0	0	0	**0**	
2009	243,129	56,302	177,988	151	4,870	**482,440**	7.08
2010	328,732	92,626	266,073	0	6,445	**693,876**	6.98
2011	359,608	86,724	257,900	0	8,593	**712,825**	7.11
2012	187,674	49,491	169,512	0	12,318	**418,995**	6.86
2013	196,150	41,773	174,961	303	9,596	**422,782**	6.85
2014	33,297	7,719	28,151	0	2,148	**71,315**	6.92
2015	0	0	0	0	0	**0**	
2016	0	0	0	0	0	**0**	
2017	0	0	0	0	0	**0**	
2018	0	0	0	0	0	**0**	
2019	0	0	0	0	0	**0**	
Total	**1,348,589**	**334,635**	**1,074,585**	**454**	**43,970**	**2,802,233**	6.99

Data source: ARCOS (2006-2014) and Defendant Distribution Data (Walgreens 1/2006 - 3/2014)

Walgreens # 13667 (5/2009 to 12/2017)
DEA: FW1295028
5280 Geary Blvd
San Francisco, CA 94118

Walgreen Co Hydrocodone Shipments to Walgreens # 13667, by Strength
(Total Drug Base Weight in Milligram)

Strength Year\	10	7.5	5	2.5	Other	Total	Avg. Str
1996	0	0	0	0	0	**0**	
1997	0	0	0	0	0	**0**	
1998	0	0	0	0	0	**0**	
1999	0	0	0	0	0	**0**	
2000	0	0	0	0	0	**0**	
2001	0	0	0	0	0	**0**	
2002	0	0	0	0	0	**0**	
2003	0	0	0	0	0	**0**	
2004	0	0	0	0	0	**0**	
2005	0	0	0	0	0	**0**	
2006	0	0	0	0	0	**0**	
2007	0	0	0	0	0	**0**	
2008	0	0	0	0	0	**0**	
2009	243,129	56,302	177,988	151	4,870	**482,440**	7.08
2010	328,732	92,626	266,073	0	6,445	**693,876**	6.98
2011	359,608	86,724	257,900	0	8,593	**712,825**	7.11
2012	187,674	49,491	169,512	0	12,318	**418,995**	6.86
2013	196,150	41,773	174,961	303	9,596	**422,782**	6.85
2014	33,297	7,719	28,151	0	2,148	**71,315**	6.92
2015	0	0	0	0	0	**0**	
2016	0	0	0	0	0	**0**	
2017	0	0	0	0	0	**0**	
2018	0	0	0	0	0	**0**	
2019	0	0	0	0	0	**0**	
Total	**1,348,589**	**334,635**	**1,074,585**	**454**	**43,970**	**2,802,233**	6.99

Data source: ARCOS (2006-2014) and Defendant Distribution Data (Walgreens 1/2006 - 3/2014)

Walgreens # 01307 (1/1996 to 9/2011)
DEA: AW2851598
499 Haight Street
San Francisco, CA 94117

Walgreen Co Oxycodone Shipments to Walgreens # 01307

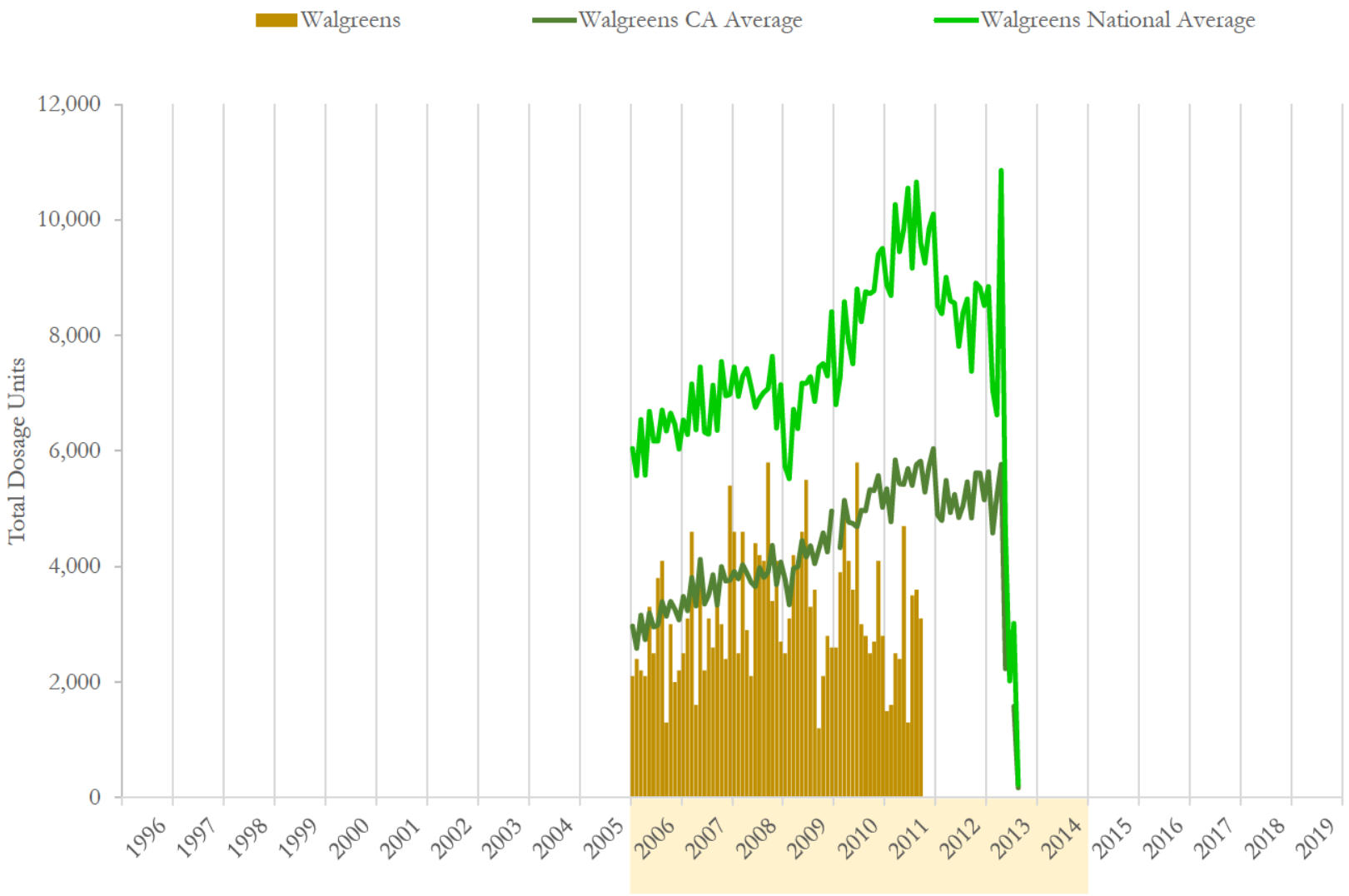

National and state averages reflect oxycodone shipped from Walgreen Co to all active pharmacies each month.
Data source: ARCOS (2006-2014) and Defendant Distribution Data (Walgreens 1/2006 - 3/2014)

Walgreens # 01307 (1/1996 to 9/2011)
DEA: AW2851598
499 Haight Street
San Francisco, CA 94117

Walgreen Co Oxycodone Shipments to Walgreens # 01307

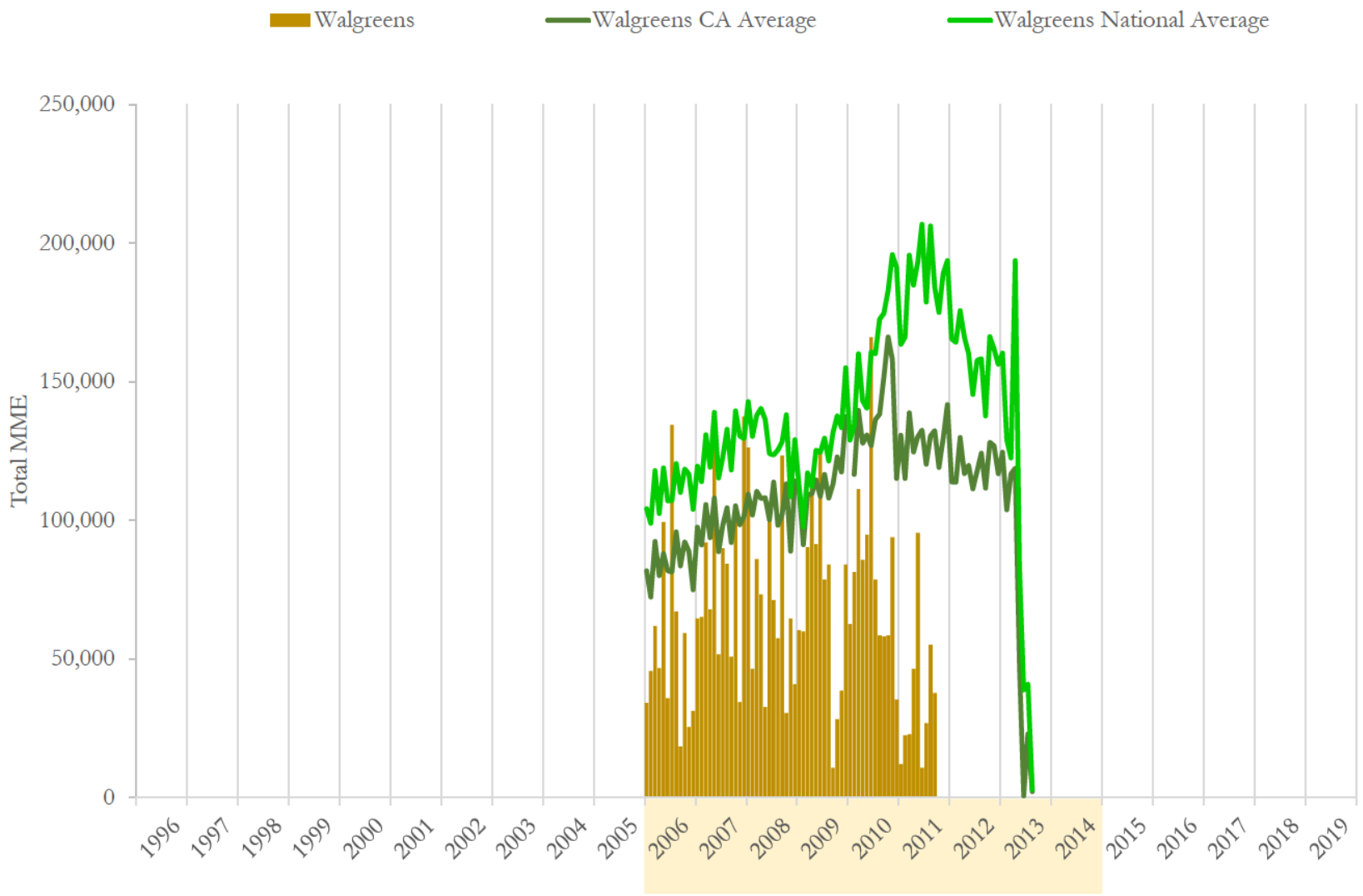

National and state averages reflect oxycodone shipped from Walgreen Co to all active pharmacies each month.
Data source: ARCOS (2006-2014) and Defendant Distribution Data (Walgreens 1/2006 - 3/2014)

Walgreens # 01307 (1/1996 to 9/2011)
DEA: AW2851598
499 Haight Street
San Francisco, CA 94117

Walgreen Co Oxycodone Shipments to Walgreens # 01307

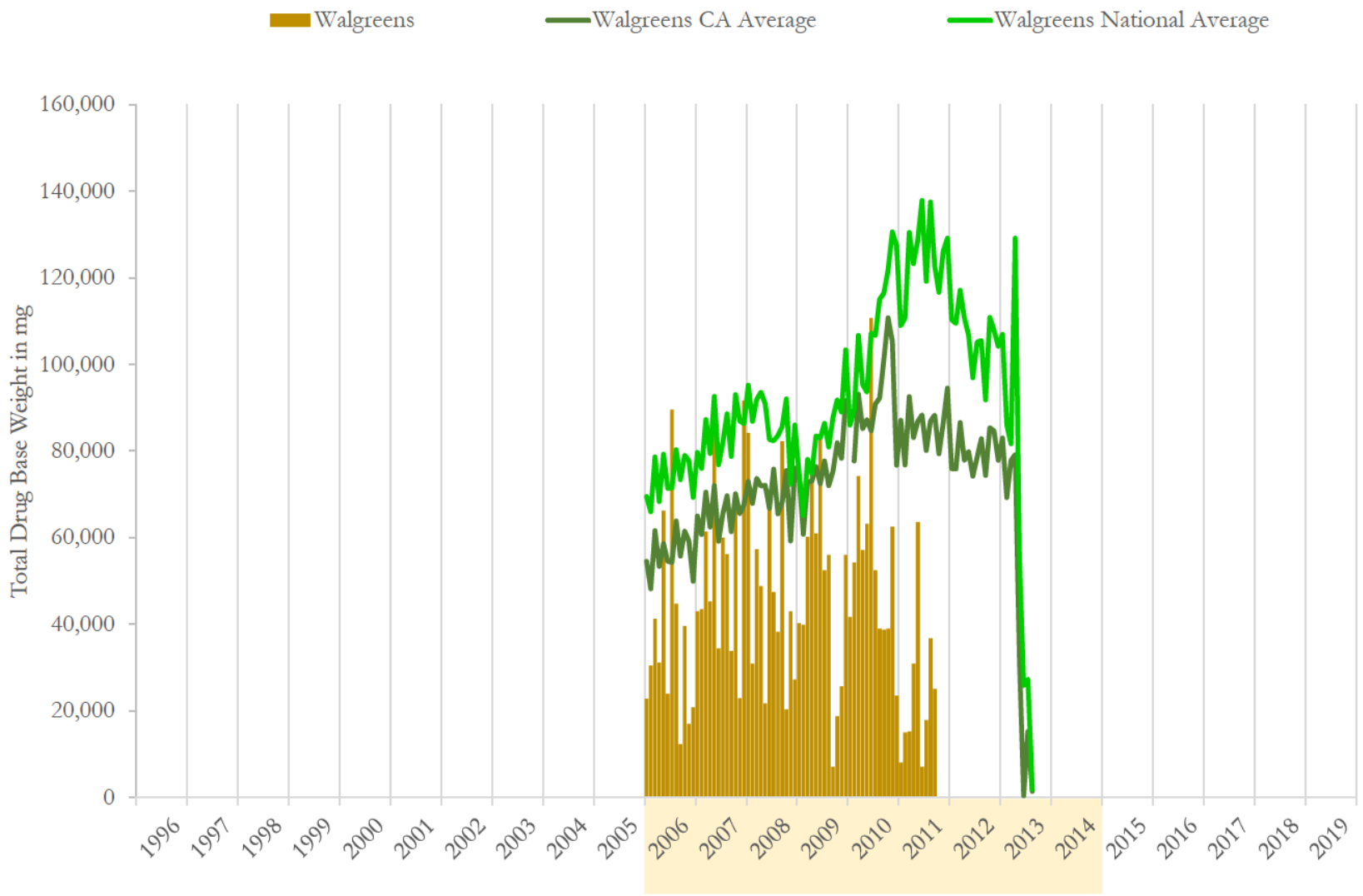

National and state averages reflect oxycodone shipped from Walgreen Co to all active pharmacies each month.
Data source: ARCOS (2006-2014) and Defendant Distribution Data (Walgreens 1/2006 - 3/2014)

Walgreens # 01307 (1/1996 to 9/2011)
DEA: AW2851598
499 Haight Street
San Francisco, CA 94117

Walgreen Co Oxycodone Shipments to Walgreens # 01307

	Dosage Units		MME		Drug Base Weight in mg	
Date	Walgreens	% Change	Walgreens	% Change	Walgreens	% Change
01/2006	2,100	n/a	34,156	n/a	22,771	n/a
02/2006	2,400	14.3%	45,721	33.9%	30,481	33.9%
03/2006	2,200	-8.3%	61,858	35.3%	41,239	35.3%
04/2006	2,100	-4.5%	46,663	-24.6%	31,108	-24.6%
05/2006	3,300	57.1%	99,377	113.0%	66,251	113.0%
06/2006	2,500	-24.2%	35,904	-63.9%	23,936	-63.9%
07/2006	3,800	52.0%	134,341	274.2%	89,560	274.2%
08/2006	4,100	7.9%	67,103	-50.1%	44,735	-50.1%
09/2006	1,300	-68.3%	18,490	-72.4%	12,327	-72.4%
10/2006	3,000	130.8%	59,370	221.1%	39,580	221.1%
11/2006	2,000	-33.3%	25,483	-57.1%	16,988	-57.1%
12/2006	2,200	10.0%	31,265	22.7%	20,843	22.7%
01/2007	2,500	13.6%	64,548	106.5%	43,032	106.5%
02/2007	3,100	24.0%	65,220	1.0%	43,480	1.0%
03/2007	4,600	48.4%	92,060	41.2%	61,374	41.2%
04/2007	1,600	-65.2%	67,910	-26.2%	45,273	-26.2%
05/2007	3,700	131.3%	131,786	94.1%	87,857	94.1%
06/2007	2,200	-40.5%	51,706	-60.8%	34,470	-60.8%
07/2007	3,100	40.9%	89,964	74.0%	59,976	74.0%
08/2007	2,600	-16.1%	84,316	-6.3%	56,211	-6.3%
09/2007	3,600	38.5%	50,757	-39.8%	33,838	-39.8%
10/2007	3,000	-16.7%	102,873	102.7%	68,582	102.7%
11/2007	2,400	-20.0%	34,479	-66.5%	22,986	-66.5%
12/2007	5,400	125.0%	137,446	298.6%	91,631	298.6%

Data source: ARCOS (2006-2014) and Defendant Distribution Data (Walgreens 1/2006 - 3/2014)

Walgreens # 01307 (1/1996 to 9/2011)
DEA: AW2851598
499 Haight Street
San Francisco, CA 94117

Walgreen Co Oxycodone Shipments to Walgreens # 01307

	Dosage Units		MME		Drug Base Weight in mg	
Date	Walgreens	% Change	Walgreens	% Change	Walgreens	% Change
01/2008	4,600	-14.8%	126,272	-8.1%	84,181	-8.1%
02/2008	2,500	-45.7%	46,394	-63.3%	30,929	-63.3%
03/2008	4,600	84.0%	86,064	85.5%	57,376	85.5%
04/2008	2,900	-37.0%	73,289	-14.8%	48,859	-14.8%
05/2008	2,100	-27.6%	32,610	-55.5%	21,740	-55.5%
06/2008	4,400	109.5%	106,571	226.8%	71,048	226.8%
07/2008	4,200	-4.5%	71,204	-33.2%	47,469	-33.2%
08/2008	4,100	-2.4%	57,421	-19.4%	38,281	-19.4%
09/2008	5,800	41.5%	123,381	114.9%	82,254	114.9%
10/2008	3,400	-41.4%	30,526	-75.3%	20,351	-75.3%
11/2008	4,100	20.6%	64,548	111.5%	43,032	111.5%
12/2008	2,700	-34.1%	40,948	-36.6%	27,298	-36.6%
01/2009	2,500	-7.4%	60,447	47.6%	40,298	47.6%
02/2009	3,100	24.0%	59,841	-1.0%	39,894	-1.0%
03/2009	4,200	35.5%	90,367	51.0%	60,245	51.0%
04/2009	4,000	-4.8%	114,909	27.2%	76,606	27.2%
05/2009	4,600	15.0%	91,443	-20.4%	60,962	-20.4%
06/2009	5,500	19.6%	124,255	35.9%	82,837	35.9%
07/2009	3,300	-40.0%	78,668	-36.7%	52,445	-36.7%
08/2009	3,600	9.1%	84,047	6.8%	56,031	6.8%
09/2009	1,200	-66.7%	10,758	-87.2%	7,172	-87.2%
10/2009	2,100	75.0%	28,240	162.5%	18,827	162.5%
11/2009	2,800	33.3%	38,594	36.7%	25,730	36.7%
12/2009	2,600	-7.1%	84,047	117.8%	56,031	117.8%

Data source: ARCOS (2006-2014) and Defendant Distribution Data (Walgreens 1/2006 - 3/2014)

Walgreens # 01307 (1/1996 to 9/2011)
DEA: AW2851598
499 Haight Street
San Francisco, CA 94117

Walgreen Co Oxycodone Shipments to Walgreens # 01307

	Dosage Units		MME		Drug Base Weight in mg	
Date	Walgreens	% Change	Walgreens	% Change	Walgreens	% Change
01/2010	2,600	0.0%	62,531	-25.6%	41,687	-25.6%
02/2010	3,900	50.0%	81,357	30.1%	54,238	30.1%
03/2010	5,100	30.8%	111,278	36.8%	74,185	36.8%
04/2010	4,100	-19.6%	85,728	-23.0%	57,152	-23.0%
05/2010	3,600	-12.2%	94,805	10.6%	63,203	10.6%
06/2010	5,800	61.1%	166,077	75.2%	110,718	75.2%
07/2010	3,000	-48.3%	78,668	-52.6%	52,445	-52.6%
08/2010	2,800	-6.7%	58,497	-25.6%	38,998	-25.6%
09/2010	2,500	-10.7%	58,160	-0.6%	38,774	-0.6%
10/2010	2,700	8.0%	58,497	0.6%	38,998	0.6%
11/2010	4,100	51.9%	93,796	60.3%	62,531	60.3%
12/2010	2,800	-31.7%	35,300	-62.4%	23,533	-62.4%
01/2011	1,500	-46.4%	12,103	-65.7%	8,069	-65.7%
02/2011	1,600	6.7%	22,525	86.1%	15,016	86.1%
03/2011	2,500	56.3%	22,861	1.5%	15,241	1.5%
04/2011	2,400	-4.0%	46,394	102.9%	30,929	102.9%
05/2011	4,700	95.8%	95,477	105.8%	63,652	105.8%
06/2011	1,300	-72.3%	10,758	-88.7%	7,172	-88.7%
07/2011	3,500	169.2%	26,895	150.0%	17,930	150.0%
08/2011	3,600	2.9%	55,135	105.0%	36,757	105.0%
09/2011	3,100	-13.9%	37,653	-31.7%	25,102	-31.7%
10/2011	0	-100.0%	0	-100.0%	0	-100.0%
11/2011	0	n/a	0	n/a	0	n/a
12/2011	0	n/a	0	n/a	0	n/a

Data source: ARCOS (2006-2014) and Defendant Distribution Data (Walgreens 1/2006 - 3/2014)

Walgreens # 01307 (1/1996 to 9/2011)
DEA: AW2851598
499 Haight Street
San Francisco, CA 94117

Walgreen Co Oxycodone Shipments to Walgreens # 01307

	Dosage Units		MME		Drug Base Weight in mg	
Date	Walgreens	% Change	Walgreens	% Change	Walgreens	% Change
1996	0		0		0	
1997	0	n/a	0	n/a	0	n/a
1998	0	n/a	0	n/a	0	n/a
1999	0	n/a	0	n/a	0	n/a
2000	0	n/a	0	n/a	0	n/a
2001	0	n/a	0	n/a	0	n/a
2002	0	n/a	0	n/a	0	n/a
2003	0	n/a	0	n/a	0	n/a
2004	0	n/a	0	n/a	0	n/a
2005	0	n/a	0	n/a	0	n/a
2006	31,000	n/a	659,731	n/a	439,821	n/a
2007	37,800	21.9%	973,064	47.5%	648,709	47.5%
2008	45,400	20.1%	859,228	-11.7%	572,818	-11.7%
2009	39,500	-13.0%	865,616	0.7%	577,077	0.7%
2010	43,000	8.9%	984,693	13.8%	656,462	13.8%
2011	24,200	-43.7%	329,800	-66.5%	219,867	-66.5%
2012	0	-100.0%	0	-100.0%	0	-100.0%
2013	0	n/a	0	n/a	0	n/a
2014	0	n/a	0	n/a	0	n/a
2015	0	n/a	0	n/a	0	n/a
2016	0	n/a	0	n/a	0	n/a
2017	0	n/a	0	n/a	0	n/a
2018	0	n/a	0	n/a	0	n/a
2019	0	n/a	0	n/a	0	n/a
Total	**220,900**		**4,672,131**		**3,114,754**	

Data source: ARCOS (2006-2014) and Defendant Distribution Data (Walgreens 1/2006 - 3/2014)

Walgreens # 01307 (1/1996 to 9/2011)
DEA: AW2851598
499 Haight Street
San Francisco, CA 94117

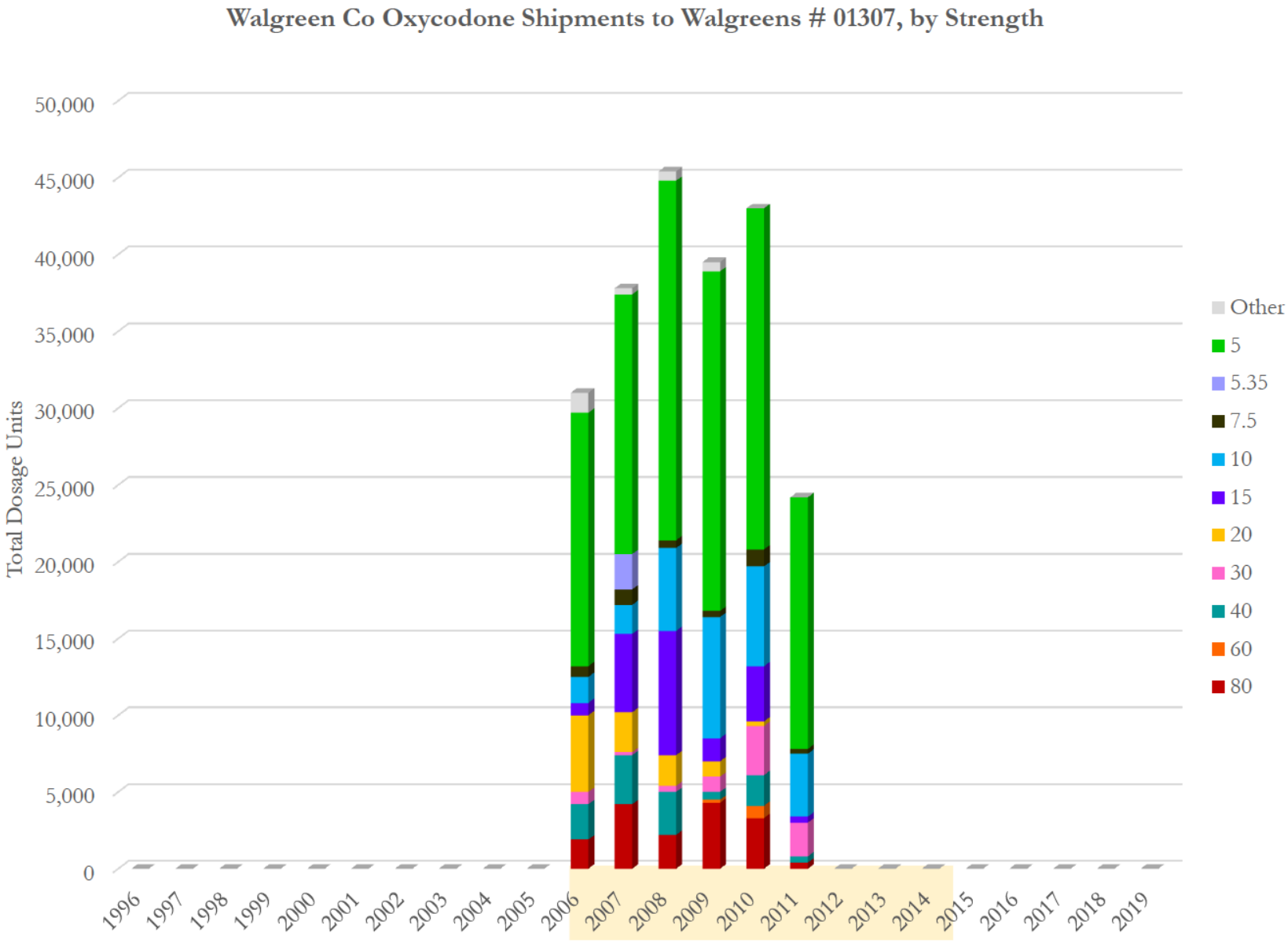

Data source: ARCOS (2006-2014) and Defendant Distribution Data (Walgreens 1/2006 - 3/2014)

Walgreens # 01307 (1/1996 to 9/2011)
DEA: AW2851598
499 Haight Street
San Francisco, CA 94117

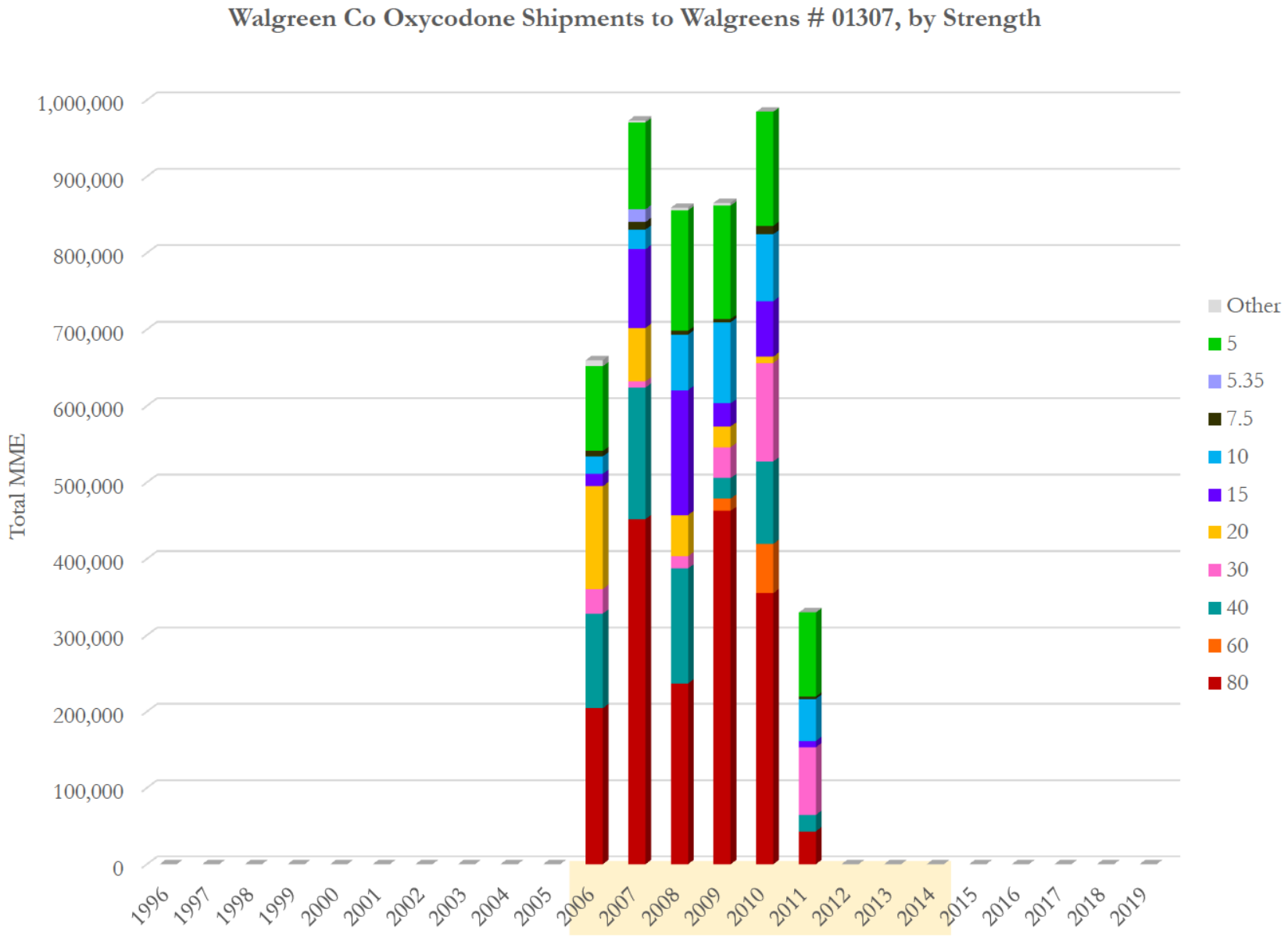

Data source: ARCOS (2006-2014) and Defendant Distribution Data (Walgreens 1/2006 - 3/2014)

Walgreens # 01307 (1/1996 to 9/2011)
DEA: AW2851598
499 Haight Street
San Francisco, CA 94117

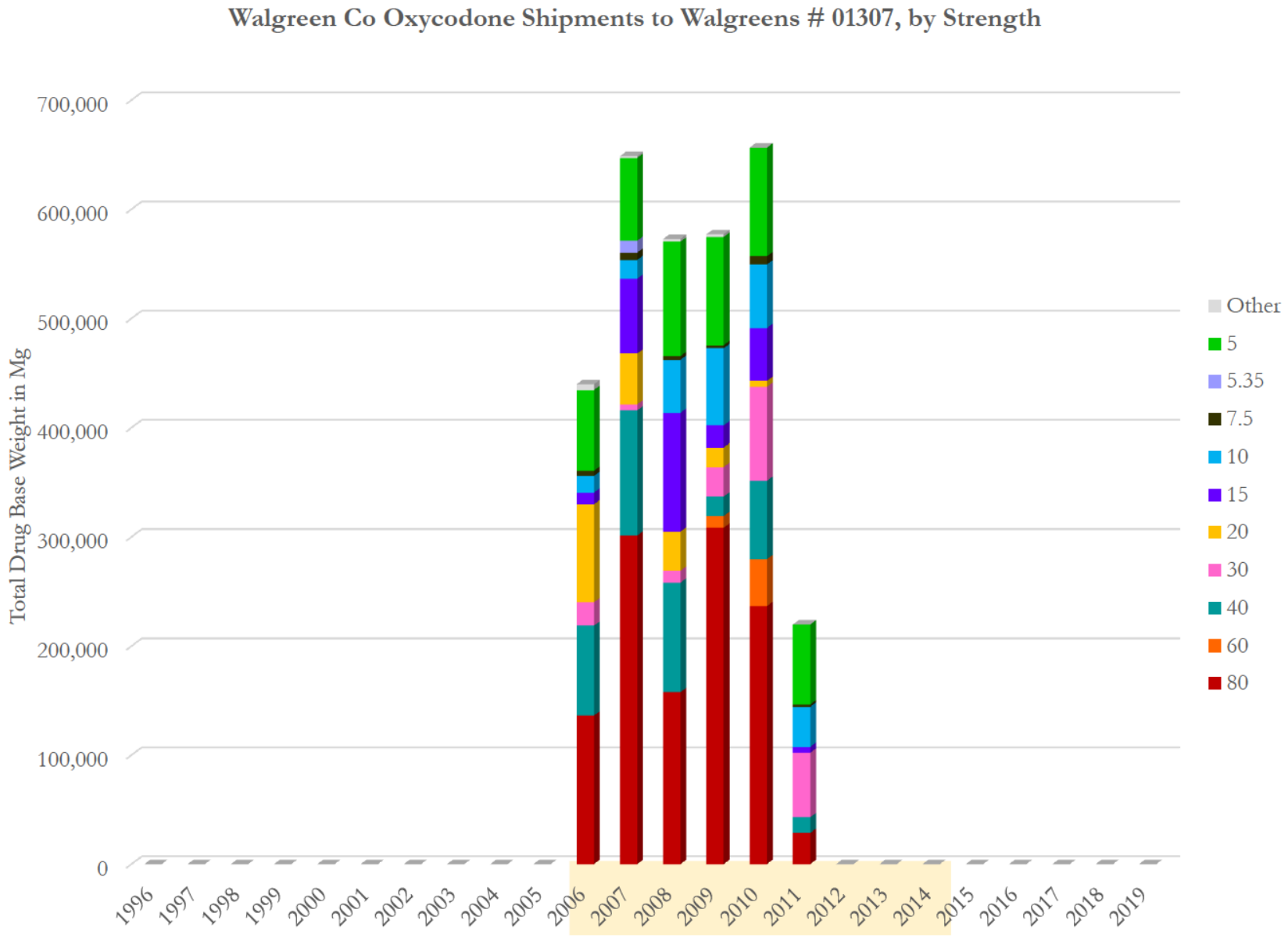

Data source: ARCOS (2006-2014) and Defendant Distribution Data (Walgreens 1/2006 - 3/2014)

Walgreens # 01307 (1/1996 to 9/2011)
DEA: AW2851598
499 Haight Street
San Francisco, CA 94117

Walgreen Co Oxycodone Shipments to Walgreens # 01307, by Strength
(Total Dosage Units)

Strength Year\	80	60	40	30	20	15	10	7.5	5.35	5	Other	Total	Avg. Str
1996	0	0	0	0	0	0	0	0	0	0	0	**0**	
1997	0	0	0	0	0	0	0	0	0	0	0	**0**	
1998	0	0	0	0	0	0	0	0	0	0	0	**0**	
1999	0	0	0	0	0	0	0	0	0	0	0	**0**	
2000	0	0	0	0	0	0	0	0	0	0	0	**0**	
2001	0	0	0	0	0	0	0	0	0	0	0	**0**	
2002	0	0	0	0	0	0	0	0	0	0	0	**0**	
2003	0	0	0	0	0	0	0	0	0	0	0	**0**	
2004	0	0	0	0	0	0	0	0	0	0	0	**0**	
2005	0	0	0	0	0	0	0	0	0	0	0	**0**	
2006	1,900	0	2,300	800	5,000	800	1,700	700	0	16,500	1,300	**31,000**	16.32
2007	4,200	0	3,200	200	2,600	5,100	1,900	1,000	2,300	16,900	400	**37,800**	19.30
2008	2,200	0	2,800	400	2,000	8,100	5,400	500	0	23,400	600	**45,400**	14.20
2009	4,300	200	500	1,000	1,000	1,500	7,900	400	0	22,100	600	**39,500**	16.48
2010	3,300	800	2,000	3,200	300	3,600	6,500	1,100	0	22,200	0	**43,000**	17.03
2011	400	0	400	2,200	0	400	4,100	300	0	16,400	0	**24,200**	10.13
2012	0	0	0	0	0	0	0	0	0	0	0	**0**	
2013	0	0	0	0	0	0	0	0	0	0	0	**0**	
2014	0	0	0	0	0	0	0	0	0	0	0	**0**	
2015	0	0	0	0	0	0	0	0	0	0	0	**0**	
2016	0	0	0	0	0	0	0	0	0	0	0	**0**	
2017	0	0	0	0	0	0	0	0	0	0	0	**0**	
2018	0	0	0	0	0	0	0	0	0	0	0	**0**	
2019	0	0	0	0	0	0	0	0	0	0	0	**0**	
Total	**16,300**	**1,000**	**11,200**	**7,800**	**10,900**	**19,500**	**27,500**	**4,000**	**2,300**	**117,500**	**2,900**	**220,900**	15.88

Data source: ARCOS (2006-2014) and Defendant Distribution Data (Walgreens 1/2006 - 3/2014)

Walgreens # 01307 (1/1996 to 9/2011)
DEA: AW2851598
499 Haight Street
San Francisco, CA 94117

Walgreen Co Oxycodone Shipments to Walgreens # 01307, by Strength
(Total MME)

Strength Year\	80	60	40	30	20	15	10	7.5	5.35	5	Other	Total	Avg. Str
1996	0	0	0	0	0	0	0	0	0	0	0	**0**	
1997	0	0	0	0	0	0	0	0	0	0	0	**0**	
1998	0	0	0	0	0	0	0	0	0	0	0	**0**	
1999	0	0	0	0	0	0	0	0	0	0	0	**0**	
2000	0	0	0	0	0	0	0	0	0	0	0	**0**	
2001	0	0	0	0	0	0	0	0	0	0	0	**0**	
2002	0	0	0	0	0	0	0	0	0	0	0	**0**	
2003	0	0	0	0	0	0	0	0	0	0	0	**0**	
2004	0	0	0	0	0	0	0	0	0	0	0	**0**	
2005	0	0	0	0	0	0	0	0	0	0	0	**0**	
2006	204,402	0	123,717	32,274	134,475	16,137	22,861	7,060	0	110,938	7,867	**659,731**	16.32
2007	451,836	0	172,128	8,069	69,927	102,873	25,550	10,086	16,545	113,629	2,421	**973,064**	19.30
2008	236,676	0	150,612	16,137	53,790	163,387	72,617	5,043	0	157,335	3,631	**859,228**	14.20
2009	462,594	16,137	26,895	40,343	26,895	30,257	106,235	4,034	0	148,595	3,631	**865,616**	16.48
2010	355,014	64,548	107,580	129,096	8,069	72,617	87,409	11,094	0	149,267	0	**984,693**	17.03
2011	43,032	0	21,516	88,754	0	8,069	55,135	3,026	0	110,270	0	**329,800**	10.13
2012	0	0	0	0	0	0	0	0	0	0	0	**0**	
2013	0	0	0	0	0	0	0	0	0	0	0	**0**	
2014	0	0	0	0	0	0	0	0	0	0	0	**0**	
2015	0	0	0	0	0	0	0	0	0	0	0	**0**	
2016	0	0	0	0	0	0	0	0	0	0	0	**0**	
2017	0	0	0	0	0	0	0	0	0	0	0	**0**	
2018	0	0	0	0	0	0	0	0	0	0	0	**0**	
2019	0	0	0	0	0	0	0	0	0	0	0	**0**	
Total	**1,753,554**	**80,685**	**602,448**	**314,672**	**293,156**	**393,339**	**369,806**	**40,343**	**16,545**	**790,034**	**17,549**	**4,672,131**	15.88

Data source: ARCOS (2006-2014) and Defendant Distribution Data (Walgreens 1/2006 - 3/2014)

Walgreens # 01307 (1/1996 to 9/2011)
DEA: AW2851598
499 Haight Street
San Francisco, CA 94117

Walgreen Co Oxycodone Shipments to Walgreens # 01307, by Strength
(Total Drug Base Weight in Milligram)

Strength Year\	80	60	40	30	20	15	10	7.5	5.35	5	Other	Total	Avg. Str
1996	0	0	0	0	0	0	0	0	0	0	0	**0**	
1997	0	0	0	0	0	0	0	0	0	0	0	**0**	
1998	0	0	0	0	0	0	0	0	0	0	0	**0**	
1999	0	0	0	0	0	0	0	0	0	0	0	**0**	
2000	0	0	0	0	0	0	0	0	0	0	0	**0**	
2001	0	0	0	0	0	0	0	0	0	0	0	**0**	
2002	0	0	0	0	0	0	0	0	0	0	0	**0**	
2003	0	0	0	0	0	0	0	0	0	0	0	**0**	
2004	0	0	0	0	0	0	0	0	0	0	0	**0**	
2005	0	0	0	0	0	0	0	0	0	0	0	**0**	
2006	136,268	0	82,478	21,516	89,650	10,758	15,241	4,707	0	73,959	5,245	**439,821**	16.32
2007	301,224	0	114,752	5,379	46,618	68,582	17,034	6,724	11,030	75,753	1,614	**648,709**	19.30
2008	157,784	0	100,408	10,758	35,860	108,925	48,411	3,362	0	104,890	2,421	**572,818**	14.20
2009	308,396	10,758	17,930	26,895	17,930	20,171	70,824	2,690	0	99,063	2,421	**577,077**	16.48
2010	236,676	43,032	71,720	86,064	5,379	48,411	58,273	7,396	0	99,512	0	**656,462**	17.03
2011	28,688	0	14,344	59,169	0	5,379	36,757	2,017	0	73,513	0	**219,867**	10.13
2012	0	0	0	0	0	0	0	0	0	0	0	**0**	
2013	0	0	0	0	0	0	0	0	0	0	0	**0**	
2014	0	0	0	0	0	0	0	0	0	0	0	**0**	
2015	0	0	0	0	0	0	0	0	0	0	0	**0**	
2016	0	0	0	0	0	0	0	0	0	0	0	**0**	
2017	0	0	0	0	0	0	0	0	0	0	0	**0**	
2018	0	0	0	0	0	0	0	0	0	0	0	**0**	
2019	0	0	0	0	0	0	0	0	0	0	0	**0**	
Total	**1,169,036**	**53,790**	**401,632**	**209,781**	**195,437**	**262,226**	**246,538**	**26,895**	**11,030**	**526,690**	**11,699**	**3,114,754**	15.88

Data source: ARCOS (2006-2014) and Defendant Distribution Data (Walgreens 1/2006 - 3/2014)

Walgreens # 01307 (1/1996 to 9/2011)
DEA: AW2851598
499 Haight Street
San Francisco, CA 94117

Walgreen Co Hydrocodone Shipments to Walgreens # 01307

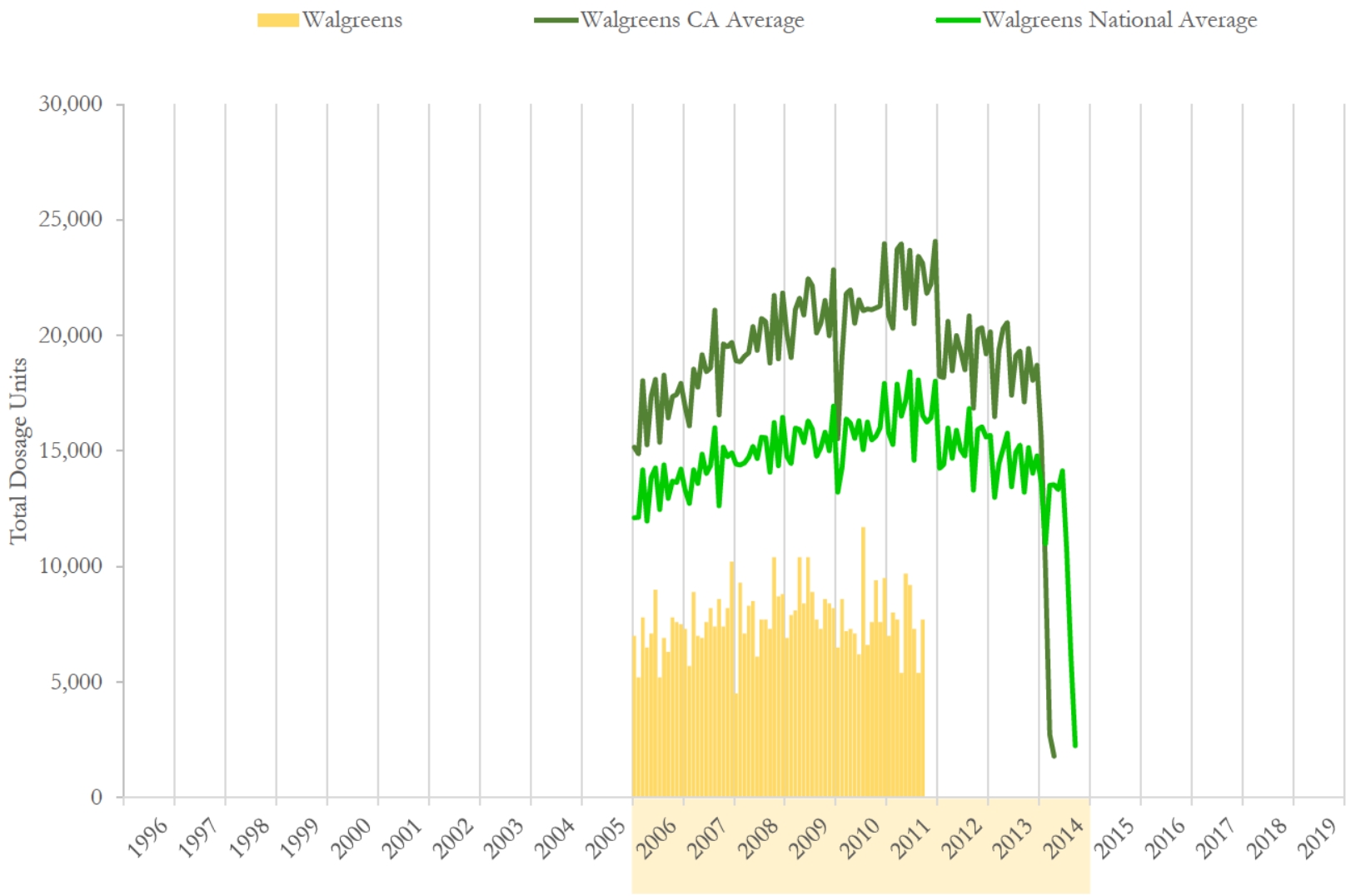

National and state averages reflect hydrocodone shipped from Walgreen Co to all active pharmacies each month.
Data source: ARCOS (2006-2014) and Defendant Distribution Data (Walgreens 1/2006 - 3/2014)

Walgreens # 01307 (1/1996 to 9/2011)
DEA: AW2851598
499 Haight Street
San Francisco, CA 94117

Walgreen Co Hydrocodone Shipments to Walgreens # 01307

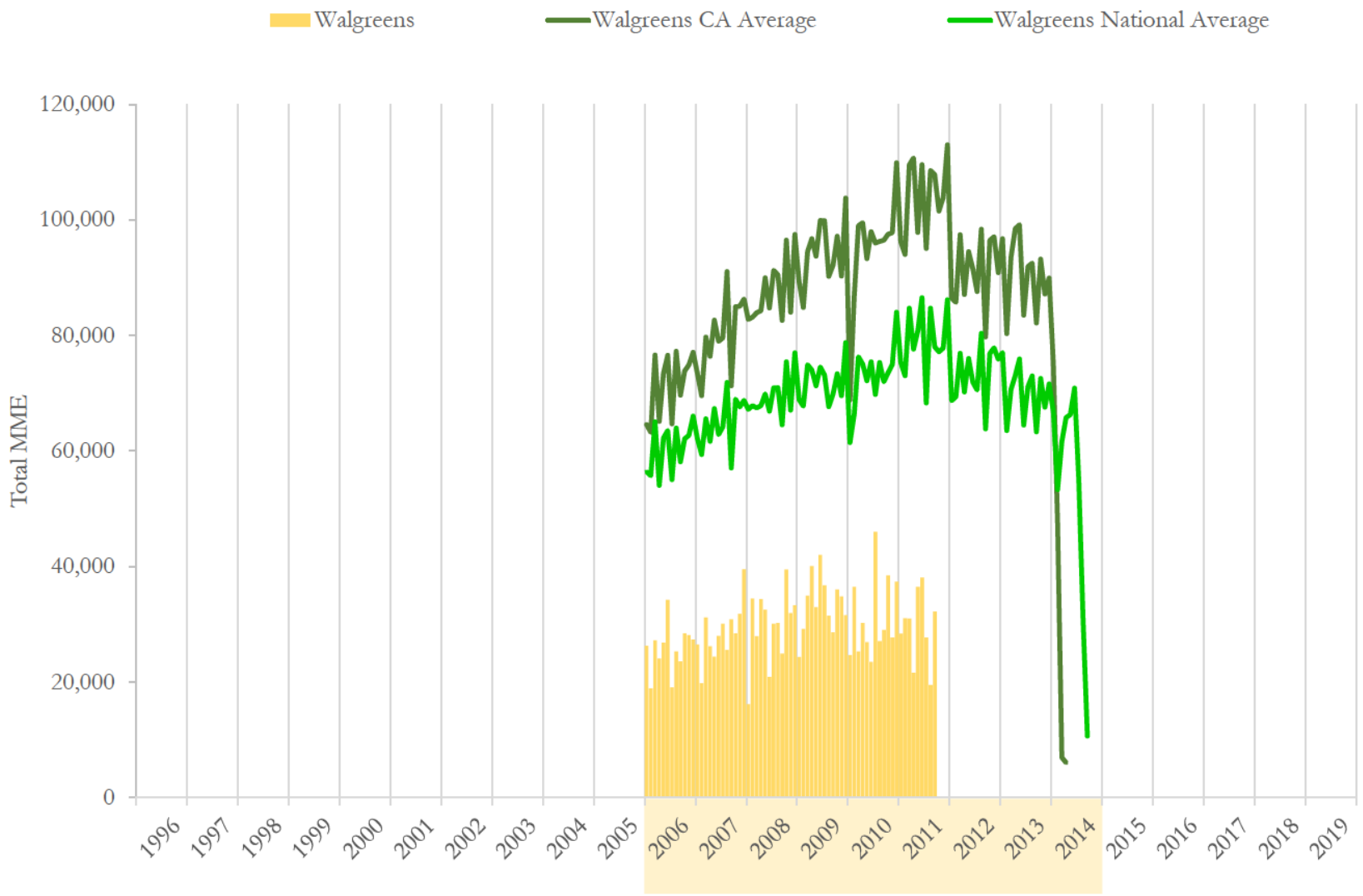

National and state averages reflect hydrocodone shipped from Walgreen Co to all active pharmacies each month.
Data source: ARCOS (2006-2014) and Defendant Distribution Data (Walgreens 1/2006 - 3/2014)

Walgreens # 01307 (1/1996 to 9/2011)
DEA: AW2851598
499 Haight Street
San Francisco, CA 94117

Walgreen Co Hydrocodone Shipments to Walgreens # 01307

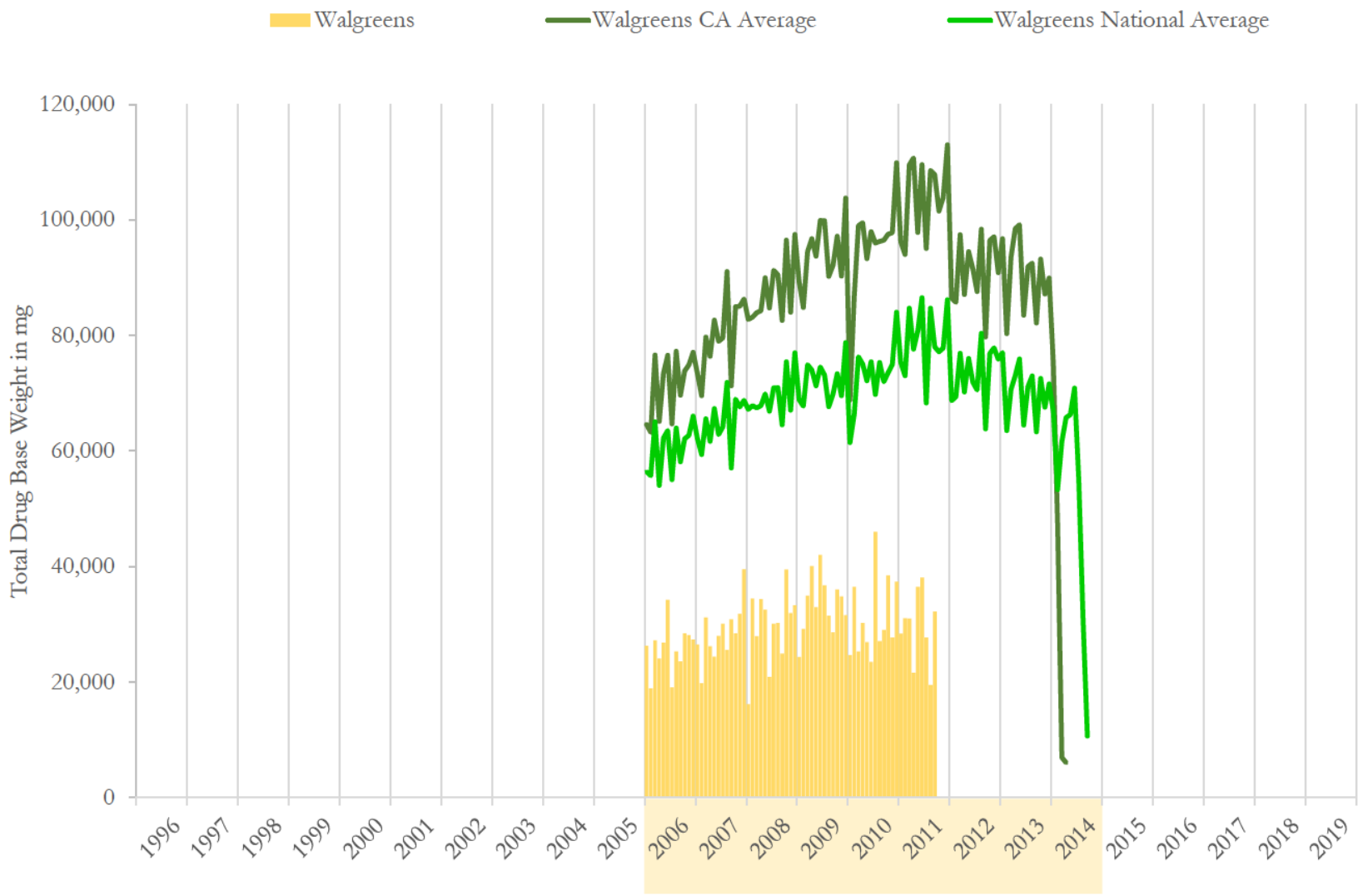

National and state averages reflect hydrocodone shipped from Walgreen Co to all active pharmacies each month.
Data source: ARCOS (2006-2014) and Defendant Distribution Data (Walgreens 1/2006 - 3/2014)

Walgreens # 01307 (1/1996 to 9/2011)
DEA: AW2851598
499 Haight Street
San Francisco, CA 94117

Walgreen Co Hydrocodone Shipments to Walgreens # 01307

	Dosage Units		MME		Drug Base Weight in mg	
Date	Walgreens	% Change	Walgreens	% Change	Walgreens	% Change
01/2006	7,000	n/a	26,302	n/a	26,302	n/a
02/2006	5,200	-25.7%	18,919	-28.1%	18,919	-28.1%
03/2006	7,800	50.0%	27,227	43.9%	27,227	43.9%
04/2006	6,500	-16.7%	24,065	-11.6%	24,065	-11.6%
05/2006	7,100	9.2%	26,789	11.3%	26,789	11.3%
06/2006	9,000	26.8%	34,197	27.7%	34,197	27.7%
07/2006	5,200	-42.2%	19,070	-44.2%	19,070	-44.2%
08/2006	6,900	32.7%	25,275	32.5%	25,275	32.5%
09/2006	6,300	-8.7%	23,594	-6.7%	23,594	-6.7%
10/2006	7,800	23.8%	28,454	20.6%	28,454	20.6%
11/2006	7,600	-2.6%	28,151	-1.1%	28,151	-1.1%
12/2006	7,500	-1.3%	27,378	-2.7%	27,378	-2.7%
01/2007	7,300	-2.7%	26,478	-3.3%	26,478	-3.3%
02/2007	5,700	-21.9%	19,827	-25.1%	19,827	-25.1%
03/2007	8,900	56.1%	31,178	57.3%	31,178	57.3%
04/2007	7,000	-21.3%	26,184	-16.0%	26,184	-16.0%
05/2007	6,900	-1.4%	24,367	-6.9%	24,367	-6.9%
06/2007	7,600	10.1%	28,000	14.9%	28,000	14.9%
07/2007	8,200	7.9%	30,119	7.6%	30,119	7.6%
08/2007	7,400	-9.8%	25,562	-15.1%	25,562	-15.1%
09/2007	8,600	16.2%	30,859	20.7%	30,859	20.7%
10/2007	7,400	-14.0%	28,446	-7.8%	28,446	-7.8%
11/2007	8,200	10.8%	31,784	11.7%	31,784	11.7%
12/2007	10,200	24.4%	39,502	24.3%	39,502	24.3%

Data source: ARCOS (2006-2014) and Defendant Distribution Data (Walgreens 1/2006 - 3/2014)

Walgreens # 01307 (1/1996 to 9/2011)
DEA: AW2851598
499 Haight Street
San Francisco, CA 94117

Walgreen Co Hydrocodone Shipments to Walgreens # 01307

	Dosage Units		MME		Drug Base Weight in mg	
Date	Walgreens	% Change	Walgreens	% Change	Walgreens	% Change
01/2008	4,500	-55.9%	16,178	-59.0%	16,178	-59.0%
02/2008	9,300	106.7%	34,475	113.1%	34,475	113.1%
03/2008	7,100	-23.7%	27,984	-18.8%	27,984	-18.8%
04/2008	8,300	16.9%	34,356	22.8%	34,356	22.8%
05/2008	8,500	2.4%	32,540	-5.3%	32,540	-5.3%
06/2008	6,100	-28.2%	20,870	-35.9%	20,870	-35.9%
07/2008	7,700	26.2%	30,111	44.3%	30,111	44.3%
08/2008	7,700	0.0%	30,254	0.5%	30,254	0.5%
09/2008	7,300	-5.2%	24,957	-17.5%	24,957	-17.5%
10/2008	10,400	42.5%	39,486	58.2%	39,486	58.2%
11/2008	8,700	-16.3%	31,935	-19.1%	31,935	-19.1%
12/2008	8,800	1.1%	33,289	4.2%	33,289	4.2%
01/2009	6,900	-21.6%	24,327	-26.9%	24,327	-26.9%
02/2009	7,900	14.5%	29,202	20.0%	29,202	20.0%
03/2009	8,100	2.5%	34,937	19.6%	34,937	19.6%
04/2009	10,400	28.4%	40,083	14.7%	40,083	14.7%
05/2009	8,400	-19.2%	32,978	-17.7%	32,978	-17.7%
06/2009	10,400	23.8%	42,018	27.4%	42,018	27.4%
07/2009	8,900	-14.4%	36,754	-12.5%	36,754	-12.5%
08/2009	7,700	-13.5%	31,481	-14.3%	31,481	-14.3%
09/2009	7,300	-5.2%	28,605	-9.1%	28,605	-9.1%
10/2009	8,600	17.8%	36,021	25.9%	36,021	25.9%
11/2009	8,400	-2.3%	34,811	-3.4%	34,811	-3.4%
12/2009	8,200	-2.4%	31,608	-9.2%	31,608	-9.2%

Data source: ARCOS (2006-2014) and Defendant Distribution Data (Walgreens 1/2006 - 3/2014)

Walgreens # 01307 (1/1996 to 9/2011)
DEA: AW2851598
499 Haight Street
San Francisco, CA 94117

Walgreen Co Hydrocodone Shipments to Walgreens # 01307

	Dosage Units		MME		Drug Base Weight in mg	
Date	Walgreens	% Change	Walgreens	% Change	Walgreens	% Change
01/2010	6,500	-20.7%	24,670	-21.9%	24,670	-21.9%
02/2010	8,600	32.3%	36,475	47.9%	36,475	47.9%
03/2010	7,200	-16.3%	25,275	-30.7%	25,275	-30.7%
04/2010	7,300	1.4%	30,254	19.7%	30,254	19.7%
05/2010	7,100	-2.7%	26,940	-11.0%	26,940	-11.0%
06/2010	6,200	-12.7%	23,459	-12.9%	23,459	-12.9%
07/2010	11,700	88.7%	46,010	96.1%	46,010	96.1%
08/2010	6,600	-43.6%	27,084	-41.1%	27,084	-41.1%
09/2010	7,600	15.2%	29,059	7.3%	29,059	7.3%
10/2010	9,400	23.7%	38,443	32.3%	38,443	32.3%
11/2010	7,600	-19.1%	27,697	-28.0%	27,697	-28.0%
12/2010	9,500	25.0%	37,383	35.0%	37,383	35.0%
01/2011	7,000	-26.3%	28,405	-24.0%	28,405	-24.0%
02/2011	8,000	14.3%	31,019	9.2%	31,019	9.2%
03/2011	7,700	-3.8%	30,994	-0.1%	30,994	-0.1%
04/2011	5,400	-29.9%	21,643	-30.2%	21,643	-30.2%
05/2011	9,700	79.6%	36,459	68.5%	36,459	68.5%
06/2011	9,200	-5.2%	38,091	4.5%	38,091	4.5%
07/2011	7,300	-20.7%	27,689	-27.3%	27,689	-27.3%
08/2011	5,400	-26.0%	19,524	-29.5%	19,524	-29.5%
09/2011	7,700	42.6%	32,229	65.1%	32,229	65.1%
10/2011	0	-100.0%	0	-100.0%	0	-100.0%
11/2011	0	n/a	0	n/a	0	n/a
12/2011	0	n/a	0	n/a	0	n/a

Data source: ARCOS (2006-2014) and Defendant Distribution Data (Walgreens 1/2006 - 3/2014)

Walgreens # 01307 (1/1996 to 9/2011)
DEA: AW2851598
499 Haight Street
San Francisco, CA 94117

Walgreen Co Hydrocodone Shipments to Walgreens # 01307

	Dosage Units		MME		Drug Base Weight in mg	
Date	Walgreens	% Change	Walgreens	% Change	Walgreens	% Change
1996	0		0		0	
1997	0	n/a	0	n/a	0	n/a
1998	0	n/a	0	n/a	0	n/a
1999	0	n/a	0	n/a	0	n/a
2000	0	n/a	0	n/a	0	n/a
2001	0	n/a	0	n/a	0	n/a
2002	0	n/a	0	n/a	0	n/a
2003	0	n/a	0	n/a	0	n/a
2004	0	n/a	0	n/a	0	n/a
2005	0	n/a	0	n/a	0	n/a
2006	83,900	n/a	309,421	n/a	309,421	n/a
2007	93,400	11.3%	342,305	10.6%	342,305	10.6%
2008	94,400	1.1%	356,434	4.1%	356,434	4.1%
2009	101,200	7.2%	402,826	13.0%	402,826	13.0%
2010	95,300	-5.8%	372,751	-7.5%	372,751	-7.5%
2011	67,400	-29.3%	266,054	-28.6%	266,054	-28.6%
2012	0	-100.0%	0	-100.0%	0	-100.0%
2013	0	n/a	0	n/a	0	n/a
2014	0	n/a	0	n/a	0	n/a
2015	0	n/a	0	n/a	0	n/a
2016	0	n/a	0	n/a	0	n/a
2017	0	n/a	0	n/a	0	n/a
2018	0	n/a	0	n/a	0	n/a
2019	0	n/a	0	n/a	0	n/a
Total	**535,600**		**2,049,791**		**2,049,791**	

Data source: ARCOS (2006-2014) and Defendant Distribution Data (Walgreens 1/2006 - 3/2014)

Walgreens # 01307 (1/1996 to 9/2011)
DEA: AW2851598
499 Haight Street
San Francisco, CA 94117

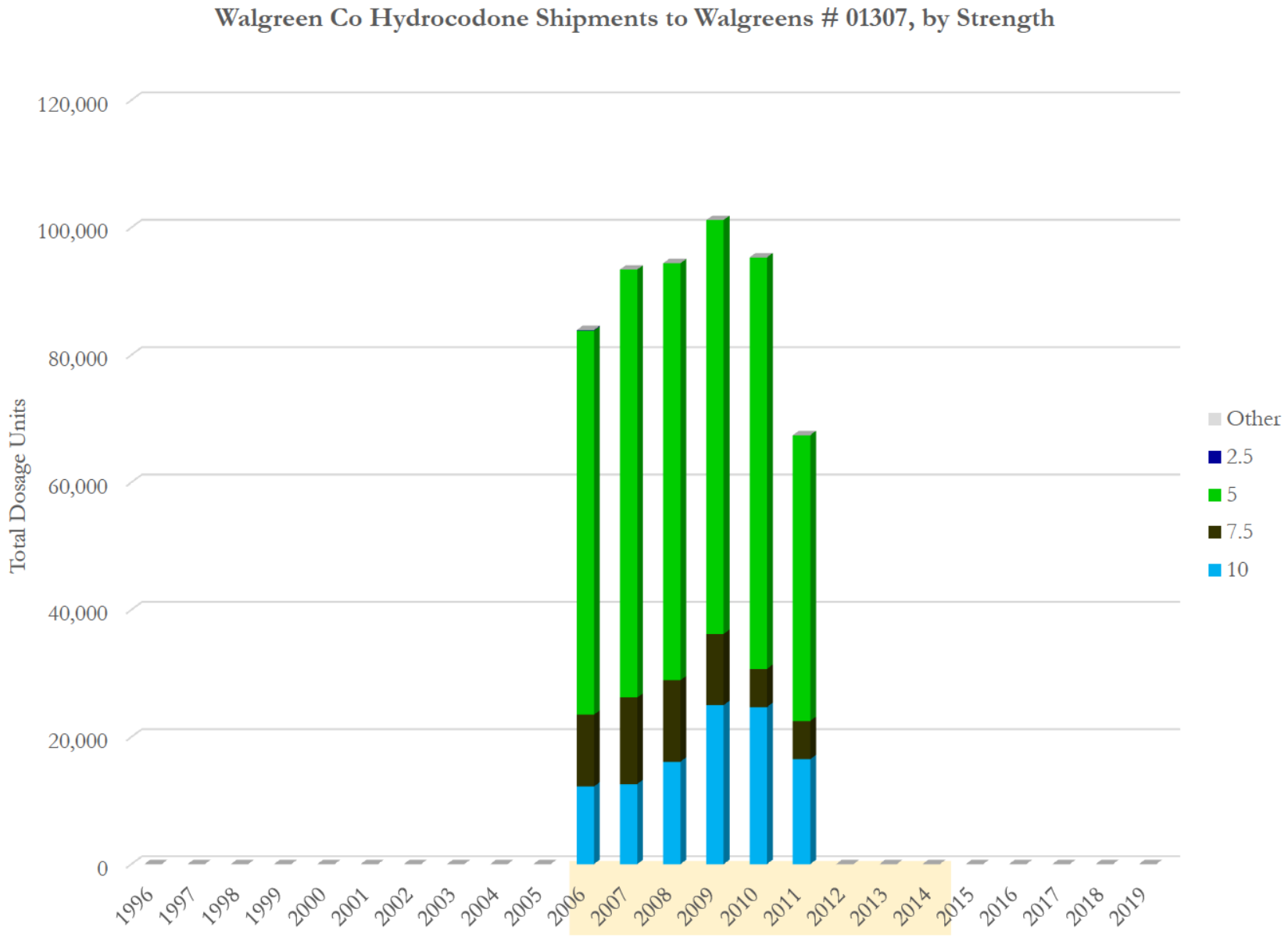

Data source: ARCOS (2006-2014) and Defendant Distribution Data (Walgreens 1/2006 - 3/2014)

Walgreens # 01307 (1/1996 to 9/2011)
DEA: AW2851598
499 Haight Street
San Francisco, CA 94117

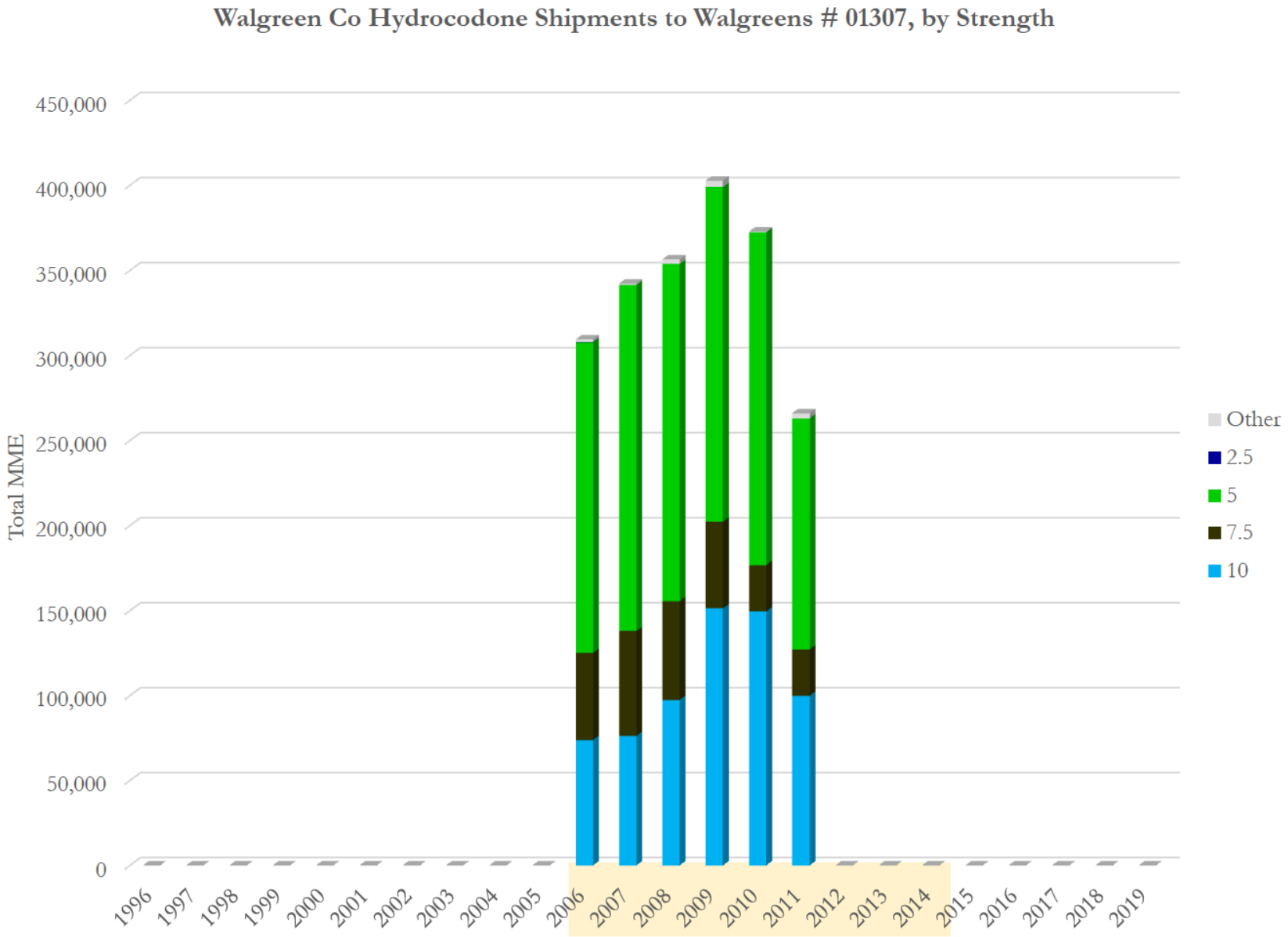

Data source: ARCOS (2006-2014) and Defendant Distribution Data (Walgreens 1/2006 - 3/2014)

Walgreens # 01307 (1/1996 to 9/2011)
DEA: AW2851598
499 Haight Street
San Francisco, CA 94117

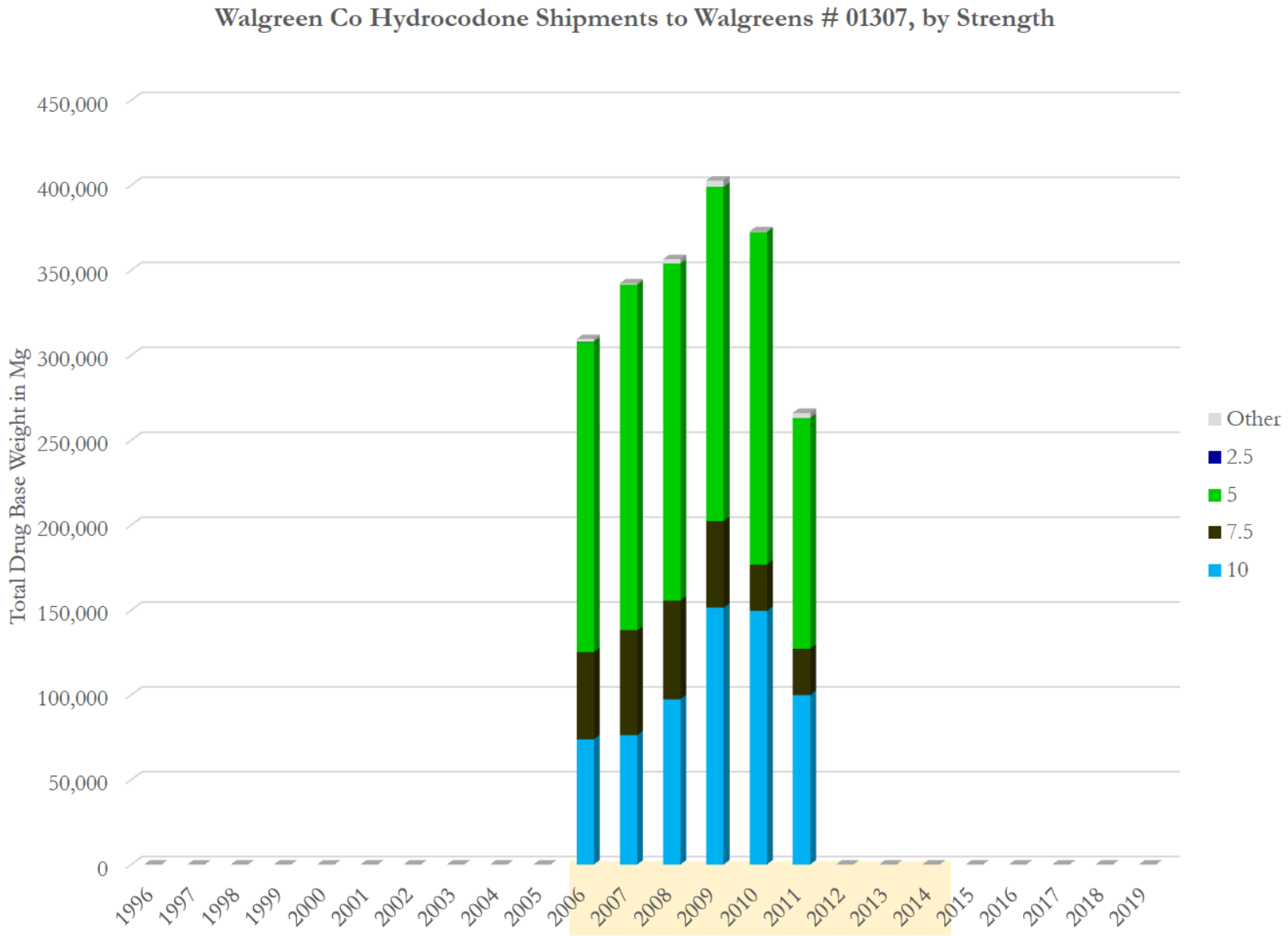

Data source: ARCOS (2006-2014) and Defendant Distribution Data (Walgreens 1/2006 - 3/2014)

Walgreens # 01307 (1/1996 to 9/2011)
DEA: AW2851598
499 Haight Street
San Francisco, CA 94117

Walgreen Co Hydrocodone Shipments to Walgreens # 01307, by Strength
(Total Dosage Units)

Strength Year\	10	7.5	5	2.5	Other	Total	Avg. Str
1996	0	0	0	0	0	**0**	
1997	0	0	0	0	0	**0**	
1998	0	0	0	0	0	**0**	
1999	0	0	0	0	0	**0**	
2000	0	0	0	0	0	**0**	
2001	0	0	0	0	0	**0**	
2002	0	0	0	0	0	**0**	
2003	0	0	0	0	0	**0**	
2004	0	0	0	0	0	**0**	
2005	0	0	0	0	0	**0**	
2006	12,200	11,300	60,300	100	0	**83,900**	6.06
2007	12,600	13,600	67,200	0	0	**93,400**	6.04
2008	16,100	12,800	65,500	0	0	**94,400**	6.19
2009	25,000	11,200	65,000	0	0	**101,200**	6.51
2010	24,700	6,000	64,600	0	0	**95,300**	6.45
2011	16,500	6,000	44,900	0	0	**67,400**	6.45
2012	0	0	0	0	0	**0**	
2013	0	0	0	0	0	**0**	
2014	0	0	0	0	0	**0**	
2015	0	0	0	0	0	**0**	
2016	0	0	0	0	0	**0**	
2017	0	0	0	0	0	**0**	
2018	0	0	0	0	0	**0**	
2019	0	0	0	0	0	**0**	
Total	**107,100**	**60,900**	**367,500**	**100**	**0**	**535,600**	6.28

Data source: ARCOS (2006-2014) and Defendant Distribution Data (Walgreens 1/2006 - 3/2014)

Walgreens # 01307 (1/1996 to 9/2011)
DEA: AW2851598
499 Haight Street
San Francisco, CA 94117

Walgreen Co Hydrocodone Shipments to Walgreens # 01307, by Strength (Total MME)

Strength Year\	10	7.5	5	2.5	Other	Total	Avg. Str
1996	0	0	0	0	0	**0**	
1997	0	0	0	0	0	**0**	
1998	0	0	0	0	0	**0**	
1999	0	0	0	0	0	**0**	
2000	0	0	0	0	0	**0**	
2001	0	0	0	0	0	**0**	
2002	0	0	0	0	0	**0**	
2003	0	0	0	0	0	**0**	
2004	0	0	0	0	0	**0**	
2005	0	0	0	0	0	**0**	
2006	73,859	51,308	182,528	151	1,575	**309,421**	6.06
2007	76,280	61,751	203,414	0	859	**342,305**	6.04
2008	97,469	58,118	198,269	0	2,578	**356,434**	6.19
2009	151,350	50,854	196,755	0	3,867	**402,826**	6.51
2010	149,534	27,243	195,544	0	430	**372,751**	6.45
2011	99,891	27,243	135,912	0	3,008	**266,054**	6.45
2012	0	0	0	0	0	**0**	
2013	0	0	0	0	0	**0**	
2014	0	0	0	0	0	**0**	
2015	0	0	0	0	0	**0**	
2016	0	0	0	0	0	**0**	
2017	0	0	0	0	0	**0**	
2018	0	0	0	0	0	**0**	
2019	0	0	0	0	0	**0**	
Total	**648,383**	**276,516**	**1,112,423**	**151**	**12,317**	**2,049,791**	6.28

Data source: ARCOS (2006-2014) and Defendant Distribution Data (Walgreens 1/2006 - 3/2014)

Walgreens # 01307 (1/1996 to 9/2011)
DEA: AW2851598
499 Haight Street
San Francisco, CA 94117

Walgreen Co Hydrocodone Shipments to Walgreens # 01307, by Strength
(Total Drug Base Weight in Milligram)

Strength Year\	10	7.5	5	2.5	Other	Total	Avg. Str
1996	0	0	0	0	0	**0**	
1997	0	0	0	0	0	**0**	
1998	0	0	0	0	0	**0**	
1999	0	0	0	0	0	**0**	
2000	0	0	0	0	0	**0**	
2001	0	0	0	0	0	**0**	
2002	0	0	0	0	0	**0**	
2003	0	0	0	0	0	**0**	
2004	0	0	0	0	0	**0**	
2005	0	0	0	0	0	**0**	
2006	73,859	51,308	182,528	151	1,575	**309,421**	6.06
2007	76,280	61,751	203,414	0	859	**342,305**	6.04
2008	97,469	58,118	198,269	0	2,578	**356,434**	6.19
2009	151,350	50,854	196,755	0	3,867	**402,826**	6.51
2010	149,534	27,243	195,544	0	430	**372,751**	6.45
2011	99,891	27,243	135,912	0	3,008	**266,054**	6.45
2012	0	0	0	0	0	**0**	
2013	0	0	0	0	0	**0**	
2014	0	0	0	0	0	**0**	
2015	0	0	0	0	0	**0**	
2016	0	0	0	0	0	**0**	
2017	0	0	0	0	0	**0**	
2018	0	0	0	0	0	**0**	
2019	0	0	0	0	0	**0**	
Total	**648,383**	**276,516**	**1,112,423**	**151**	**12,317**	**2,049,791**	6.28

Data source: ARCOS (2006-2014) and Defendant Distribution Data (Walgreens 1/2006 - 3/2014)

Walgreens # 02705 (1/1996 to 12/2017)
DEA: BW3067104
2050 Irving St
San Francisco, CA 94122

Walgreen Co Oxycodone Shipments to Walgreens # 02705

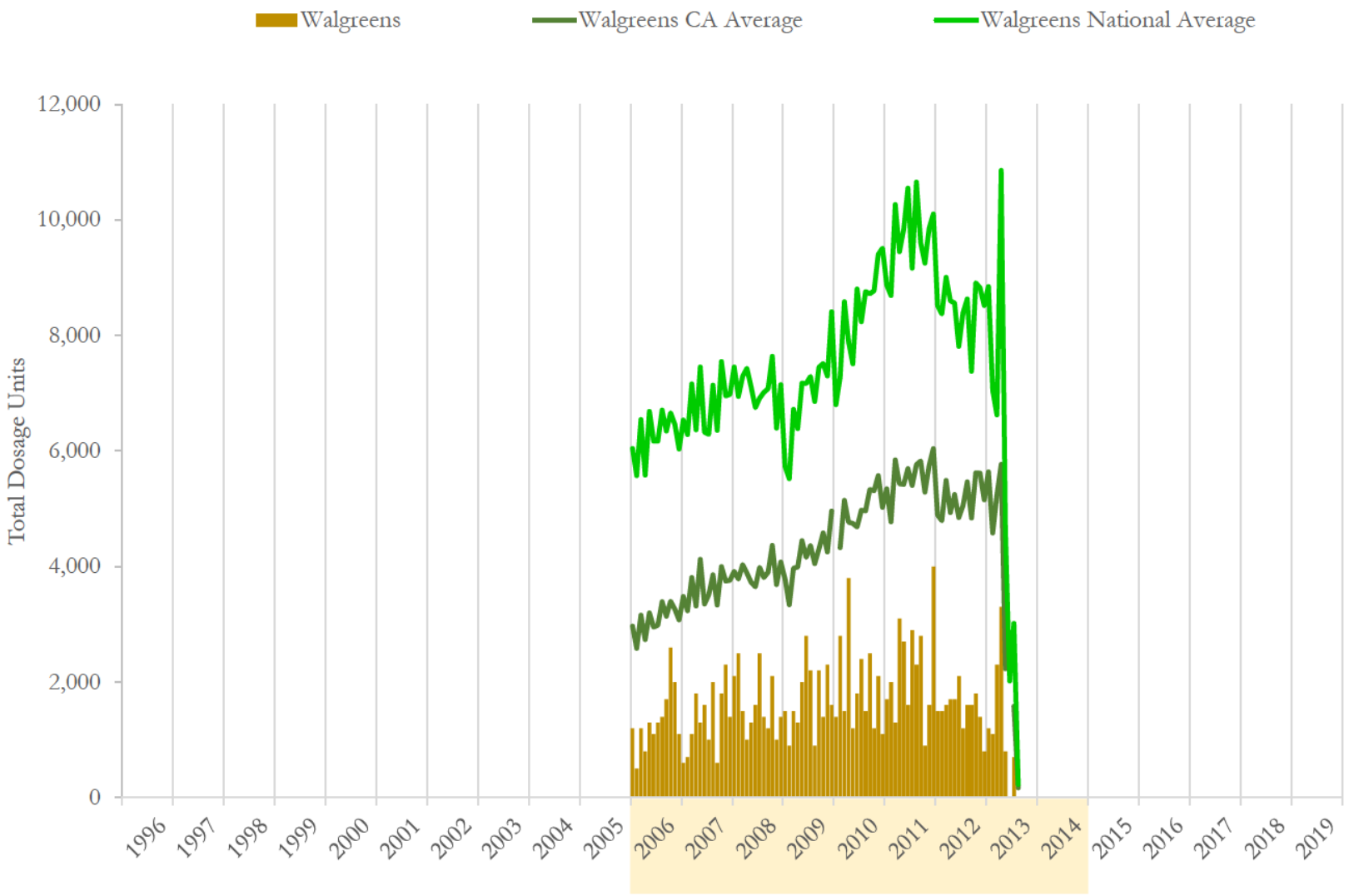

National and state averages reflect oxycodone shipped from Walgreen Co to all active pharmacies each month.
Data source: ARCOS (2006-2014) and Defendant Distribution Data (Walgreens 1/2006 - 3/2014)

Walgreens # 02705 (1/1996 to 12/2017)
DEA: BW3067104
2050 Irving St
San Francisco, CA 94122

Walgreen Co Oxycodone Shipments to Walgreens # 02705

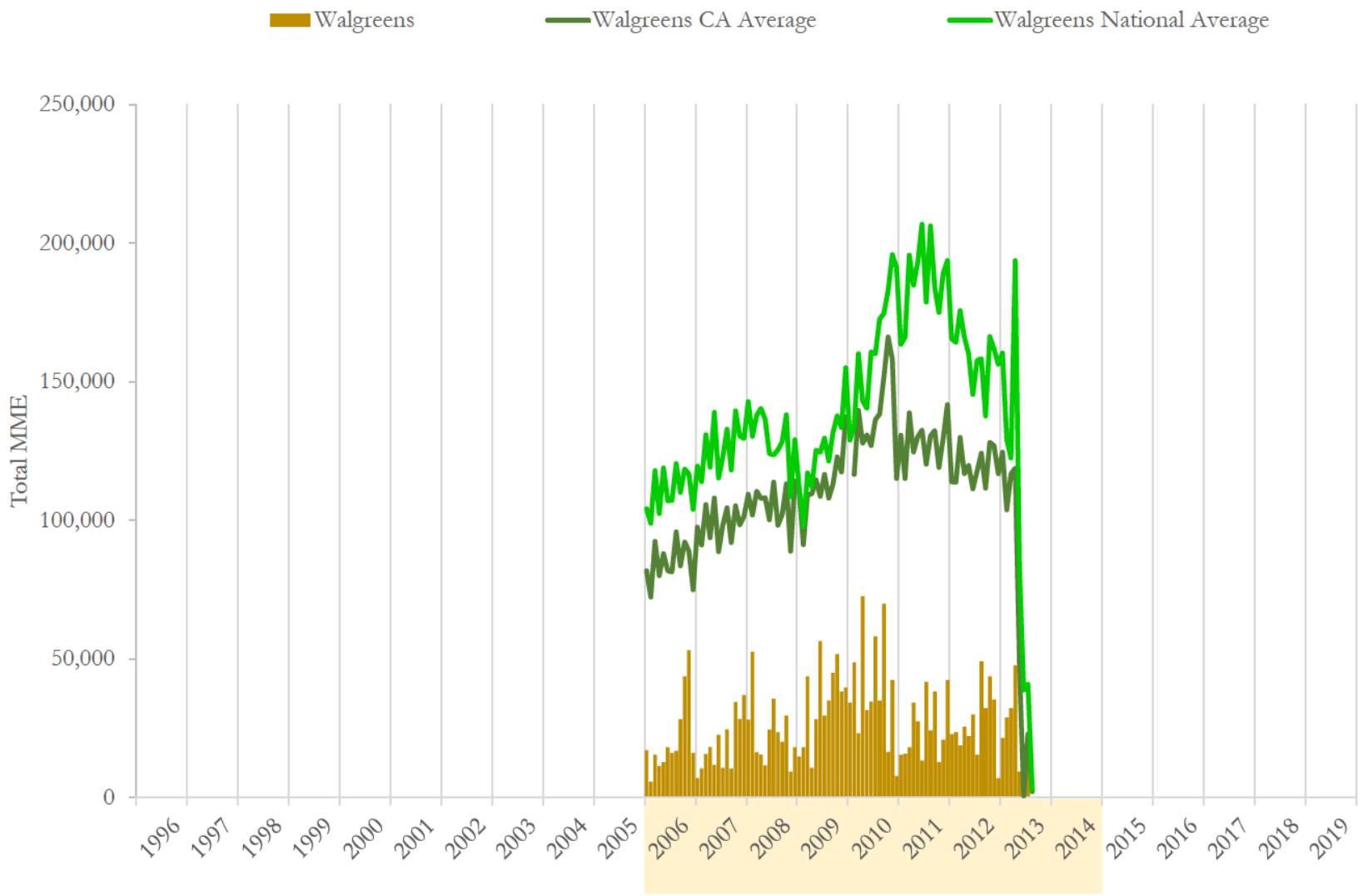

National and state averages reflect oxycodone shipped from Walgreen Co to all active pharmacies each month.
Data source: ARCOS (2006-2014) and Defendant Distribution Data (Walgreens 1/2006 - 3/2014)

Walgreens # 02705 (1/1996 to 12/2017)
DEA: BW3067104
2050 Irving St
San Francisco, CA 94122

Walgreen Co Oxycodone Shipments to Walgreens # 02705

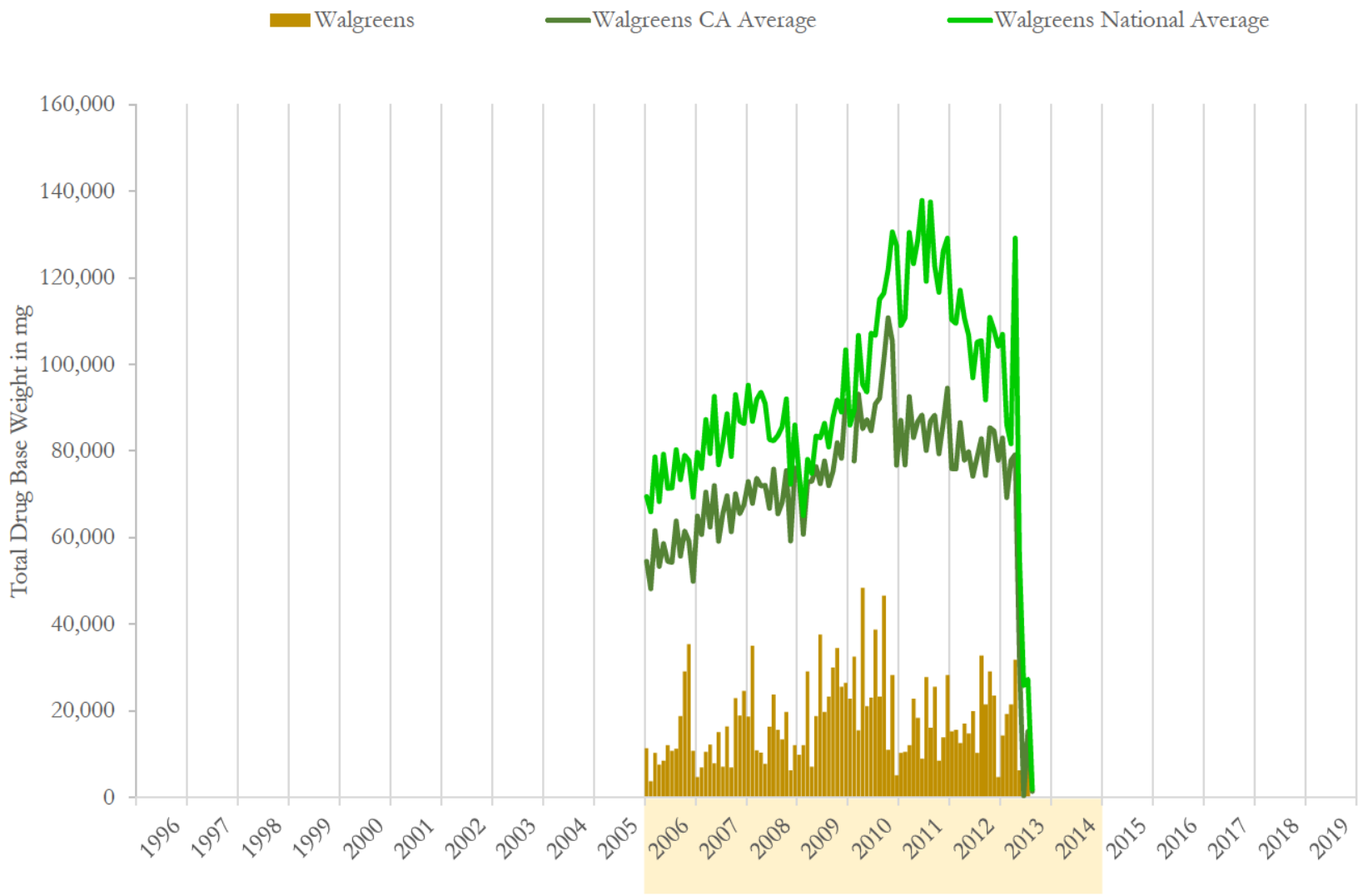

National and state averages reflect oxycodone shipped from Walgreen Co to all active pharmacies each month.
Data source: ARCOS (2006-2014) and Defendant Distribution Data (Walgreens 1/2006 - 3/2014)

Walgreens # 02705 (1/1996 to 12/2017)
DEA: BW3067104
2050 Irving St
San Francisco, CA 94122

Walgreen Co Oxycodone Shipments to Walgreens # 02705

	Dosage Units		MME		Drug Base Weight in mg	
Date	Walgreens	% Change	Walgreens	% Change	Walgreens	% Change
01/2006	1,200	n/a	17,146	n/a	11,430	n/a
02/2006	500	-58.3%	5,648	-67.1%	3,765	-67.1%
03/2006	1,200	140.0%	15,465	173.8%	10,310	173.8%
04/2006	800	-33.3%	11,430	-26.1%	7,620	-26.1%
05/2006	1,300	62.5%	12,775	11.8%	8,517	11.8%
06/2006	1,100	-15.4%	18,154	42.1%	12,103	42.1%
07/2006	1,300	18.2%	16,137	-11.1%	10,758	-11.1%
08/2006	1,400	7.7%	16,809	4.2%	11,206	4.2%
09/2006	1,700	21.4%	28,240	68.0%	18,827	68.0%
10/2006	2,600	52.9%	43,704	54.8%	29,136	54.8%
11/2006	2,000	-23.1%	53,118	21.5%	35,412	21.5%
12/2006	1,100	-45.0%	16,137	-69.6%	10,758	-69.6%
01/2007	600	-45.5%	7,060	-56.2%	4,707	-56.2%
02/2007	700	16.7%	10,422	47.6%	6,948	47.6%
03/2007	1,100	57.1%	15,794	51.5%	10,529	51.5%
04/2007	1,800	63.6%	18,295	15.8%	12,197	15.8%
05/2007	1,300	-27.8%	11,806	-35.5%	7,871	-35.5%
06/2007	1,600	23.1%	22,666	92.0%	15,110	92.0%
07/2007	1,000	-37.5%	10,704	-52.8%	7,136	-52.8%
08/2007	2,000	100.0%	24,636	130.2%	16,424	130.2%
09/2007	600	-70.0%	10,422	-57.7%	6,948	-57.7%
10/2007	1,800	200.0%	34,432	230.4%	22,955	230.4%
11/2007	2,300	27.8%	28,373	-17.6%	18,916	-17.6%
12/2007	1,400	-39.1%	36,981	30.3%	24,654	30.3%

Data source: ARCOS (2006-2014) and Defendant Distribution Data (Walgreens 1/2006 - 3/2014)

Walgreens # 02705 (1/1996 to 12/2017)
DEA: BW3067104
2050 Irving St
San Francisco, CA 94122

Walgreen Co Oxycodone Shipments to Walgreens # 02705

	Dosage Units		MME		Drug Base Weight in mg	
Date	Walgreens	% Change	Walgreens	% Change	Walgreens	% Change
01/2008	2,100	50.0%	28,037	-24.2%	18,691	-24.2%
02/2008	2,500	19.0%	52,566	87.5%	35,044	87.5%
03/2008	1,500	-40.0%	16,372	-68.9%	10,915	-68.9%
04/2008	1,000	-33.3%	15,559	-5.0%	10,372	-5.0%
05/2008	1,300	30.0%	11,665	-25.0%	7,777	-25.0%
06/2008	1,600	23.1%	24,542	110.4%	16,361	110.4%
07/2008	2,500	56.3%	35,636	45.2%	23,757	45.2%
08/2008	1,400	-44.0%	23,533	-34.0%	15,689	-34.0%
09/2008	1,200	-14.3%	20,171	-14.3%	13,448	-14.3%
10/2008	2,100	75.0%	29,585	46.7%	19,723	46.7%
11/2008	1,000	-52.4%	9,413	-68.2%	6,276	-68.2%
12/2008	1,400	40.0%	18,154	92.9%	12,103	92.9%
01/2009	1,500	7.1%	14,792	-18.5%	9,862	-18.5%
02/2009	900	-40.0%	18,154	22.7%	12,103	22.7%
03/2009	1,500	66.7%	43,704	140.7%	29,136	140.7%
04/2009	1,300	-13.3%	10,758	-75.4%	7,172	-75.4%
05/2009	2,000	53.8%	28,240	162.5%	18,827	162.5%
06/2009	2,800	40.0%	56,480	100.0%	37,653	100.0%
07/2009	2,200	-21.4%	29,585	-47.6%	19,723	-47.6%
08/2009	900	-59.1%	34,964	18.2%	23,309	18.2%
09/2009	2,200	144.4%	45,049	28.8%	30,033	28.8%
10/2009	1,400	-36.4%	51,773	14.9%	34,515	14.9%
11/2009	2,300	64.3%	38,325	-26.0%	25,550	-26.0%
12/2009	1,600	-30.4%	39,670	3.5%	26,447	3.5%

Data source: ARCOS (2006-2014) and Defendant Distribution Data (Walgreens 1/2006 - 3/2014)

Walgreens # 02705 (1/1996 to 12/2017)
DEA: BW3067104
2050 Irving St
San Francisco, CA 94122

Walgreen Co Oxycodone Shipments to Walgreens # 02705

	Dosage Units		MME		Drug Base Weight in mg	
Date	Walgreens	% Change	Walgreens	% Change	Walgreens	% Change
01/2010	1,400	-12.5%	34,291	-13.6%	22,861	-13.6%
02/2010	2,800	100.0%	48,747	42.2%	32,498	42.2%
03/2010	1,500	-46.4%	23,197	-52.4%	15,465	-52.4%
04/2010	3,800	153.3%	72,617	213.0%	48,411	213.0%
05/2010	1,200	-68.4%	31,602	-56.5%	21,068	-56.5%
06/2010	1,800	50.0%	34,627	9.6%	23,085	9.6%
07/2010	2,400	33.3%	58,160	68.0%	38,774	68.0%
08/2010	1,500	-37.5%	34,964	-39.9%	23,309	-39.9%
09/2010	2,500	66.7%	69,927	100.0%	46,618	100.0%
10/2010	1,200	-52.0%	16,473	-76.4%	10,982	-76.4%
11/2010	2,100	75.0%	42,360	157.1%	28,240	157.1%
12/2010	1,100	-47.6%	7,732	-81.7%	5,155	-81.7%
01/2011	1,700	54.5%	15,465	100.0%	10,310	100.0%
02/2011	2,000	17.6%	15,801	2.2%	10,534	2.2%
03/2011	1,300	-35.0%	18,154	14.9%	12,103	14.9%
04/2011	3,100	138.5%	34,291	88.9%	22,861	88.9%
05/2011	2,700	-12.9%	27,567	-19.6%	18,378	-19.6%
06/2011	1,600	-40.7%	13,448	-51.2%	8,965	-51.2%
07/2011	2,900	81.3%	41,687	210.0%	27,792	210.0%
08/2011	2,300	-20.7%	24,206	-41.9%	16,137	-41.9%
09/2011	2,800	21.7%	38,325	58.3%	25,550	58.3%
10/2011	900	-67.9%	12,775	-66.7%	8,517	-66.7%
11/2011	1,600	77.8%	20,844	63.2%	13,896	63.2%
12/2011	4,000	150.0%	42,360	103.2%	28,240	103.2%

Data source: ARCOS (2006-2014) and Defendant Distribution Data (Walgreens 1/2006 - 3/2014)

Walgreen Co Oxycodone Shipments to Walgreens # 02705

	Dosage Units		MME		Drug Base Weight in mg	
Date	Walgreens	% Change	Walgreens	% Change	Walgreens	% Change
01/2012	1,500	-62.5%	22,861	-46.0%	15,241	-46.0%
02/2012	1,500	0.0%	23,533	2.9%	15,689	2.9%
03/2012	1,600	6.7%	18,827	-20.0%	12,551	-20.0%
04/2012	1,700	6.3%	25,550	35.7%	17,034	35.7%
05/2012	1,700	0.0%	22,188	-13.2%	14,792	-13.2%
06/2012	2,100	23.5%	29,921	34.8%	19,947	34.8%
07/2012	1,200	-42.9%	15,465	-48.3%	10,310	-48.3%
08/2012	1,600	33.3%	49,083	217.4%	32,722	217.4%
09/2012	1,600	0.0%	32,274	-34.2%	21,516	-34.2%
10/2012	1,800	12.5%	43,704	35.4%	29,136	35.4%
11/2012	1,400	-22.2%	35,300	-19.2%	23,533	-19.2%
12/2012	800	-42.9%	7,060	-80.0%	4,707	-80.0%
01/2013	1,200	50.0%	21,516	204.8%	14,344	204.8%
02/2013	1,100	-8.3%	28,912	34.4%	19,275	34.4%
03/2013	2,300	109.1%	32,274	11.6%	21,516	11.6%
04/2013	3,300	43.5%	47,739	47.9%	31,826	47.9%
05/2013	800	-75.8%	9,413	-80.3%	6,276	-80.3%
06/2013	0	-100.0%	0	-100.0%	0	-100.0%
07/2013	700	n/a	13,448	n/a	8,965	n/a
08/2013	0	-100.0%	0	-100.0%	0	-100.0%
09/2013	0	n/a	0	n/a	0	n/a
10/2013	0	n/a	0	n/a	0	n/a
11/2013	0	n/a	0	n/a	0	n/a
12/2013	0	n/a	0	n/a	0	n/a

Data source: ARCOS (2006-2014) and Defendant Distribution Data (Walgreens 1/2006 - 3/2014)

Walgreens # 02705 (1/1996 to 12/2017)
DEA: BW3067104
2050 Irving St
San Francisco, CA 94122

Walgreen Co Oxycodone Shipments to Walgreens # 02705

	Dosage Units		MME		Drug Base Weight in mg	
Date	Walgreens	% Change	Walgreens	% Change	Walgreens	% Change
1996	0		0		0	
1997	0	n/a	0	n/a	0	n/a
1998	0	n/a	0	n/a	0	n/a
1999	0	n/a	0	n/a	0	n/a
2000	0	n/a	0	n/a	0	n/a
2001	0	n/a	0	n/a	0	n/a
2002	0	n/a	0	n/a	0	n/a
2003	0	n/a	0	n/a	0	n/a
2004	0	n/a	0	n/a	0	n/a
2005	0	n/a	0	n/a	0	n/a
2006	16,200	n/a	254,763	n/a	169,842	n/a
2007	16,200	0.0%	231,589	-9.1%	154,393	-9.1%
2008	19,600	21.0%	285,233	23.2%	190,155	23.2%
2009	20,600	5.1%	411,494	44.3%	274,329	44.3%
2010	23,300	13.1%	474,697	15.4%	316,465	15.4%
2011	26,900	15.5%	304,922	-35.8%	203,281	-35.8%
2012	18,500	-31.2%	325,766	6.8%	217,177	6.8%
2013	9,400	-49.2%	153,302	-52.9%	102,201	-52.9%
2014	0	-100.0%	0	-100.0%	0	-100.0%
2015	0	n/a	0	n/a	0	n/a
2016	0	n/a	0	n/a	0	n/a
2017	0	n/a	0	n/a	0	n/a
2018	0	n/a	0	n/a	0	n/a
2019	0	n/a	0	n/a	0	n/a
Total	**150,700**		**2,441,764**		**1,627,843**	

Data source: ARCOS (2006-2014) and Defendant Distribution Data (Walgreens 1/2006 - 3/2014)

Walgreens # 02705 (1/1996 to 12/2017)
DEA: BW3067104
2050 Irving St
San Francisco, CA 94122

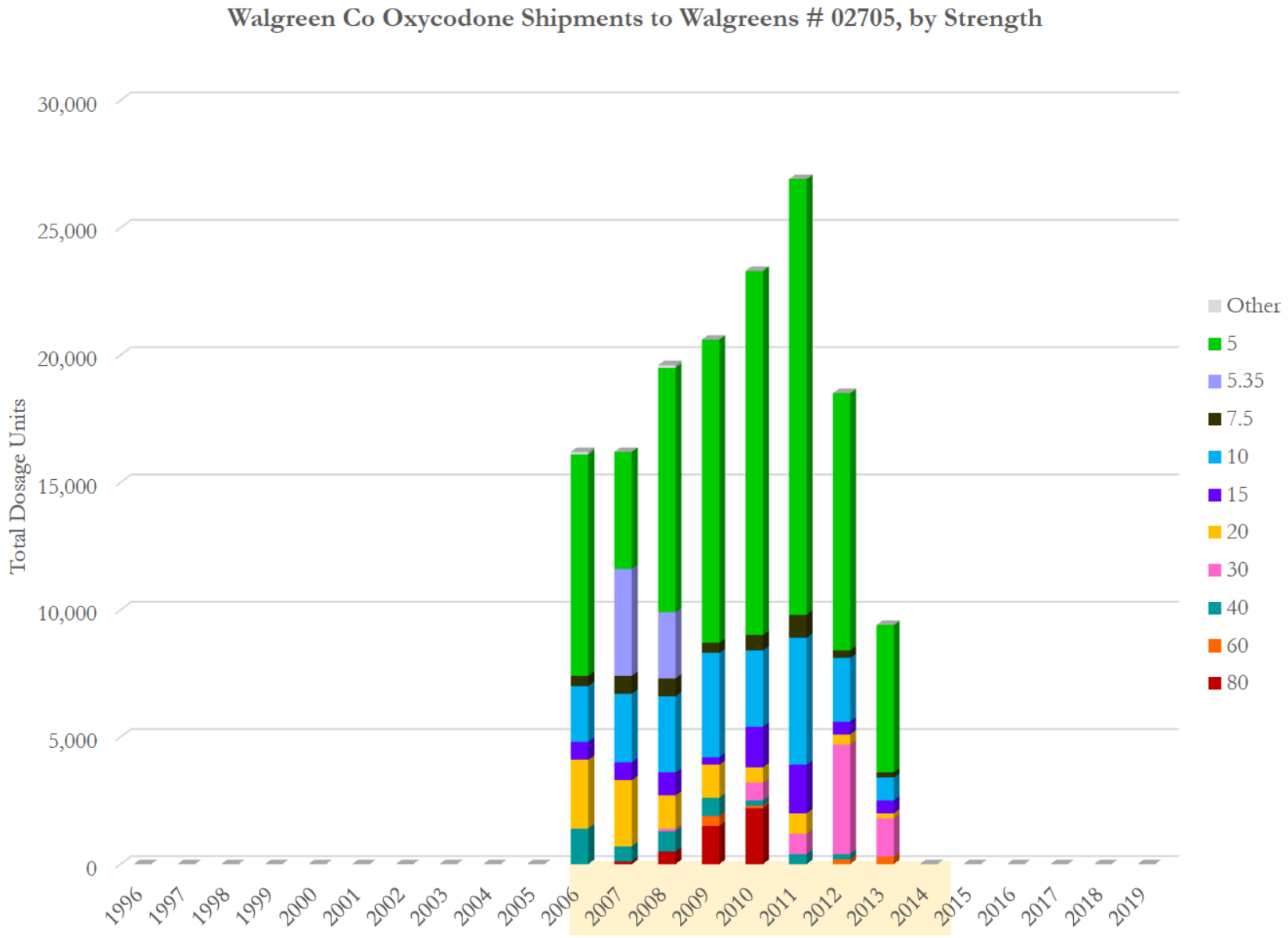

Data source: ARCOS (2006-2014) and Defendant Distribution Data (Walgreens 1/2006 - 3/2014)

Walgreens # 02705 (1/1996 to 12/2017)
DEA: BW3067104
2050 Irving St
San Francisco, CA 94122

Walgreen Co Oxycodone Shipments to Walgreens # 02705, by Strength

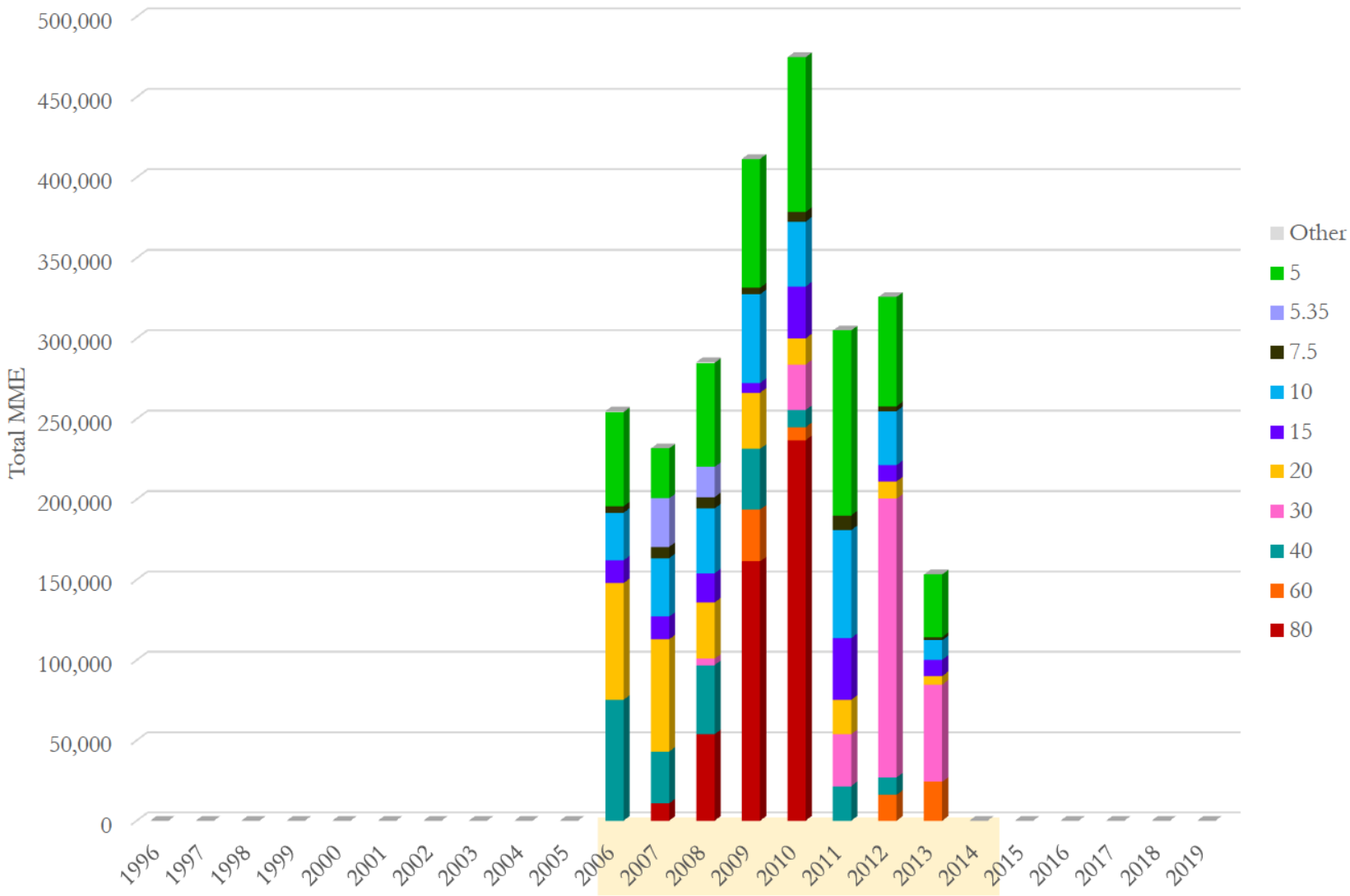

Data source: ARCOS (2006-2014) and Defendant Distribution Data (Walgreens 1/2006 - 3/2014)

Walgreens # 02705 (1/1996 to 12/2017)
DEA: BW3067104
2050 Irving St
San Francisco, CA 94122

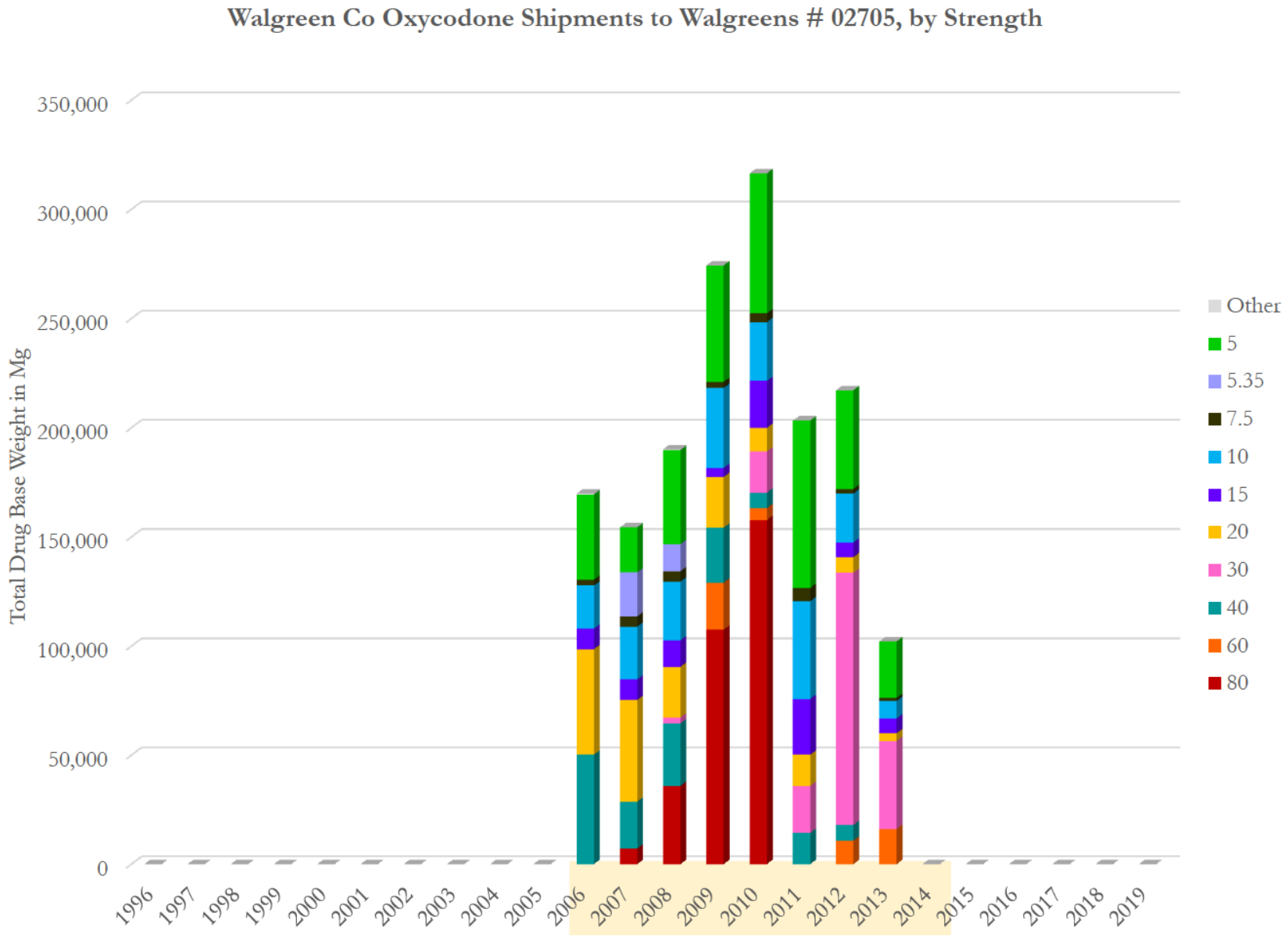

Data source: ARCOS (2006-2014) and Defendant Distribution Data (Walgreens 1/2006 - 3/2014)

Walgreens # 02705 (1/1996 to 12/2017)
DEA: BW3067104
2050 Irving St
San Francisco, CA 94122

Walgreen Co Oxycodone Shipments to Walgreens # 02705, by Strength
(Total Dosage Units)

Strength Year\	80	60	40	30	20	15	10	7.5	5.35	5	Other	Total	Avg. Str
1996	0	0	0	0	0	0	0	0	0	0	0	**0**	
1997	0	0	0	0	0	0	0	0	0	0	0	**0**	
1998	0	0	0	0	0	0	0	0	0	0	0	**0**	
1999	0	0	0	0	0	0	0	0	0	0	0	**0**	
2000	0	0	0	0	0	0	0	0	0	0	0	**0**	
2001	0	0	0	0	0	0	0	0	0	0	0	**0**	
2002	0	0	0	0	0	0	0	0	0	0	0	**0**	
2003	0	0	0	0	0	0	0	0	0	0	0	**0**	
2004	0	0	0	0	0	0	0	0	0	0	0	**0**	
2005	0	0	0	0	0	0	0	0	0	0	0	**0**	
2006	0	0	1,400	0	2,700	700	2,200	400	0	8,700	100	**16,200**	11.74
2007	100	0	600	0	2,600	700	2,700	700	4,200	4,600	0	**16,200**	10.63
2008	500	0	800	100	1,300	900	3,000	700	2,600	9,600	100	**19,600**	10.85
2009	1,500	400	700	0	1,300	300	4,100	400	0	11,900	0	**20,600**	14.85
2010	2,200	100	200	700	600	1,600	3,000	600	0	14,300	0	**23,300**	15.15
2011	0	0	400	800	800	1,900	5,000	900	0	17,100	0	**26,900**	8.43
2012	0	200	200	4,300	400	500	2,500	300	0	10,100	0	**18,500**	13.09
2013	0	300	0	1,500	200	500	900	200	0	5,800	0	**9,400**	12.13
2014	0	0	0	0	0	0	0	0	0	0	0	**0**	
2015	0	0	0	0	0	0	0	0	0	0	0	**0**	
2016	0	0	0	0	0	0	0	0	0	0	0	**0**	
2017	0	0	0	0	0	0	0	0	0	0	0	**0**	
2018	0	0	0	0	0	0	0	0	0	0	0	**0**	
2019	0	0	0	0	0	0	0	0	0	0	0	**0**	
Total	**4,300**	**1,000**	**4,300**	**7,400**	**9,900**	**7,100**	**23,400**	**4,200**	**6,800**	**82,100**	**200**	**150,700**	12.06

Data source: ARCOS (2006-2014) and Defendant Distribution Data (Walgreens 1/2006 - 3/2014)

Walgreens # 02705 (1/1996 to 12/2017)
DEA: BW3067104
2050 Irving St
San Francisco, CA 94122

Walgreen Co Oxycodone Shipments to Walgreens # 02705, by Strength
(Total MME)

Strength Year\	80	60	40	30	20	15	10	7.5	5.35	5	Other	Total	Avg. Str
1996	0	0	0	0	0	0	0	0	0	0	0	**0**	
1997	0	0	0	0	0	0	0	0	0	0	0	**0**	
1998	0	0	0	0	0	0	0	0	0	0	0	**0**	
1999	0	0	0	0	0	0	0	0	0	0	0	**0**	
2000	0	0	0	0	0	0	0	0	0	0	0	**0**	
2001	0	0	0	0	0	0	0	0	0	0	0	**0**	
2002	0	0	0	0	0	0	0	0	0	0	0	**0**	
2003	0	0	0	0	0	0	0	0	0	0	0	**0**	
2004	0	0	0	0	0	0	0	0	0	0	0	**0**	
2005	0	0	0	0	0	0	0	0	0	0	0	**0**	
2006	0	0	75,306	0	72,617	14,120	29,585	4,034	0	58,497	605	**254,763**	11.74
2007	10,758	0	32,274	0	69,927	14,120	36,308	7,060	30,213	30,929	0	**231,589**	10.63
2008	53,790	0	43,032	4,034	34,964	18,154	40,343	7,060	18,703	64,548	605	**285,233**	10.85
2009	161,370	32,274	37,653	0	34,964	6,051	55,135	4,034	0	80,013	0	**411,494**	14.85
2010	236,676	8,069	10,758	28,240	16,137	32,274	40,343	6,051	0	96,150	0	**474,697**	15.15
2011	0	0	21,516	32,274	21,516	38,325	67,238	9,077	0	114,976	0	**304,922**	8.43
2012	0	16,137	10,758	173,473	10,758	10,086	33,619	3,026	0	67,910	0	**325,766**	13.09
2013	0	24,206	0	60,514	5,379	10,086	12,103	2,017	0	38,998	0	**153,302**	12.13
2014	0	0	0	0	0	0	0	0	0	0	0	**0**	
2015	0	0	0	0	0	0	0	0	0	0	0	**0**	
2016	0	0	0	0	0	0	0	0	0	0	0	**0**	
2017	0	0	0	0	0	0	0	0	0	0	0	**0**	
2018	0	0	0	0	0	0	0	0	0	0	0	**0**	
2019	0	0	0	0	0	0	0	0	0	0	0	**0**	
Total	**462,594**	**80,685**	**231,297**	**298,535**	**266,261**	**143,216**	**314,672**	**42,360**	**48,917**	**552,020**	**1,210**	**2,441,764**	12.06

Data source: ARCOS (2006-2014) and Defendant Distribution Data (Walgreens 1/2006 - 3/2014)

Walgreens # 02705 (1/1996 to 12/2017)
DEA: BW3067104
2050 Irving St
San Francisco, CA 94122

Walgreen Co Oxycodone Shipments to Walgreens # 02705, by Strength
(Total Drug Base Weight in Milligram)

Strength Year\	80	60	40	30	20	15	10	7.5	5.35	5	Other	Total	Avg. Str
1996	0	0	0	0	0	0	0	0	0	0	0	**0**	
1997	0	0	0	0	0	0	0	0	0	0	0	**0**	
1998	0	0	0	0	0	0	0	0	0	0	0	**0**	
1999	0	0	0	0	0	0	0	0	0	0	0	**0**	
2000	0	0	0	0	0	0	0	0	0	0	0	**0**	
2001	0	0	0	0	0	0	0	0	0	0	0	**0**	
2002	0	0	0	0	0	0	0	0	0	0	0	**0**	
2003	0	0	0	0	0	0	0	0	0	0	0	**0**	
2004	0	0	0	0	0	0	0	0	0	0	0	**0**	
2005	0	0	0	0	0	0	0	0	0	0	0	**0**	
2006	0	0	50,204	0	48,411	9,413	19,723	2,690	0	38,998	403	**169,842**	11.74
2007	7,172	0	21,516	0	46,618	9,413	24,206	4,707	20,142	20,619	0	**154,393**	10.63
2008	35,860	0	28,688	2,690	23,309	12,103	26,895	4,707	12,469	43,032	403	**190,155**	10.85
2009	107,580	21,516	25,102	0	23,309	4,034	36,757	2,690	0	53,342	0	**274,329**	14.85
2010	157,784	5,379	7,172	18,827	10,758	21,516	26,895	4,034	0	64,100	0	**316,465**	15.15
2011	0	0	14,344	21,516	14,344	25,550	44,825	6,051	0	76,651	0	**203,281**	8.43
2012	0	10,758	7,172	115,649	7,172	6,724	22,413	2,017	0	45,273	0	**217,177**	13.09
2013	0	16,137	0	40,343	3,586	6,724	8,069	1,345	0	25,999	0	**102,201**	12.13
2014	0	0	0	0	0	0	0	0	0	0	0	**0**	
2015	0	0	0	0	0	0	0	0	0	0	0	**0**	
2016	0	0	0	0	0	0	0	0	0	0	0	**0**	
2017	0	0	0	0	0	0	0	0	0	0	0	**0**	
2018	0	0	0	0	0	0	0	0	0	0	0	**0**	
2019	0	0	0	0	0	0	0	0	0	0	0	**0**	
Total	**308,396**	**53,790**	**154,198**	**199,023**	**177,507**	**95,477**	**209,781**	**28,240**	**32,611**	**368,013**	**807**	**1,627,843**	12.06

Data source: ARCOS (2006-2014) and Defendant Distribution Data (Walgreens 1/2006 - 3/2014)

Walgreens # 02705 (1/1996 to 12/2017)
DEA: BW3067104
2050 Irving St
San Francisco, CA 94122

Anda, Inc Hydrocodone Shipments to Walgreens # 02705

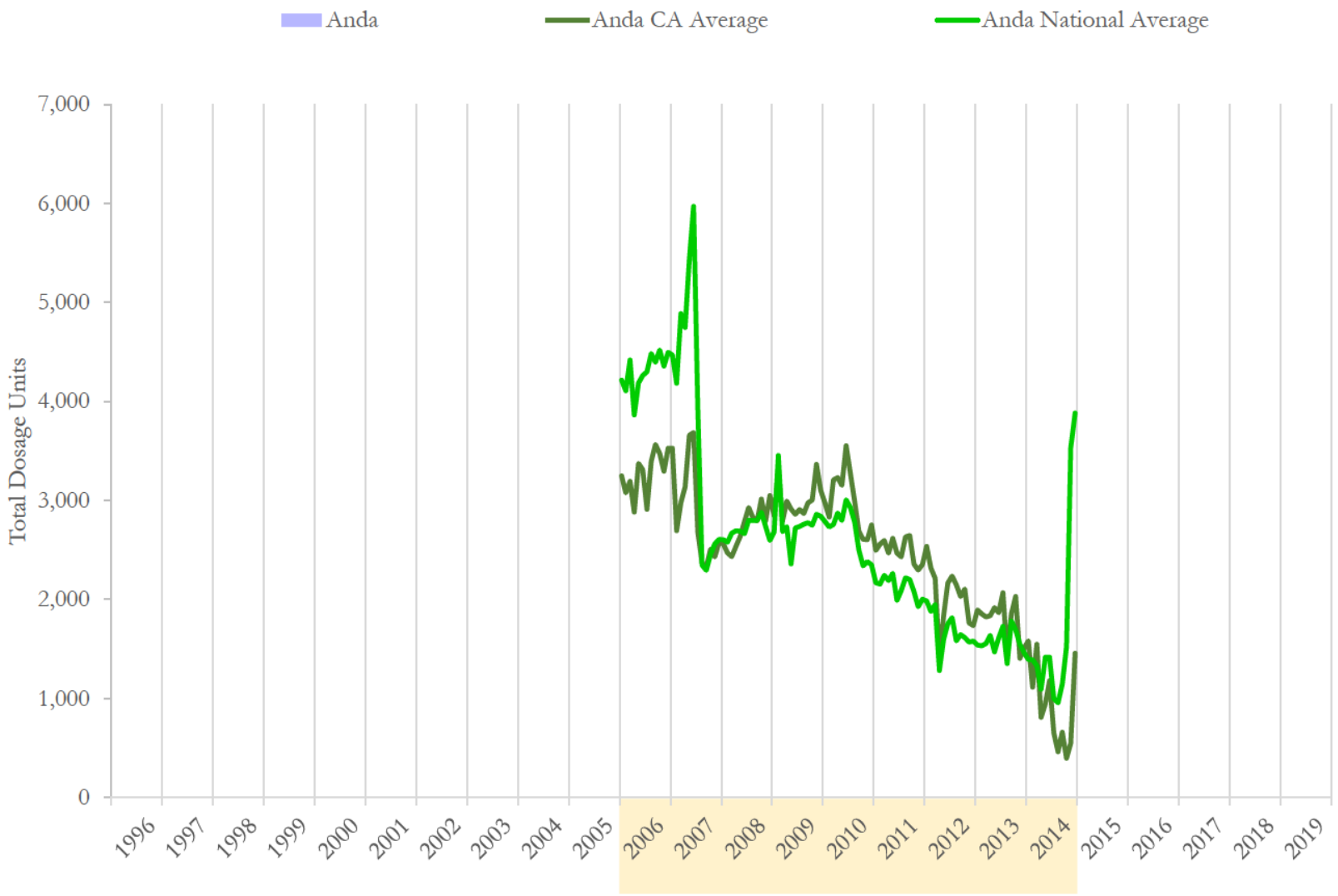

National and state averages reflect hydrocodone shipped from Anda, Inc to all active pharmacies each month.
Data source: ARCOS (2006-2014) and Defendant Distribution Data (Anda 12/1996 - 1/2015)

Walgreens # 02705 (1/1996 to 12/2017)
DEA: BW3067104
2050 Irving St
San Francisco, CA 94122

Anda, Inc Hydrocodone Shipments to Walgreens # 02705

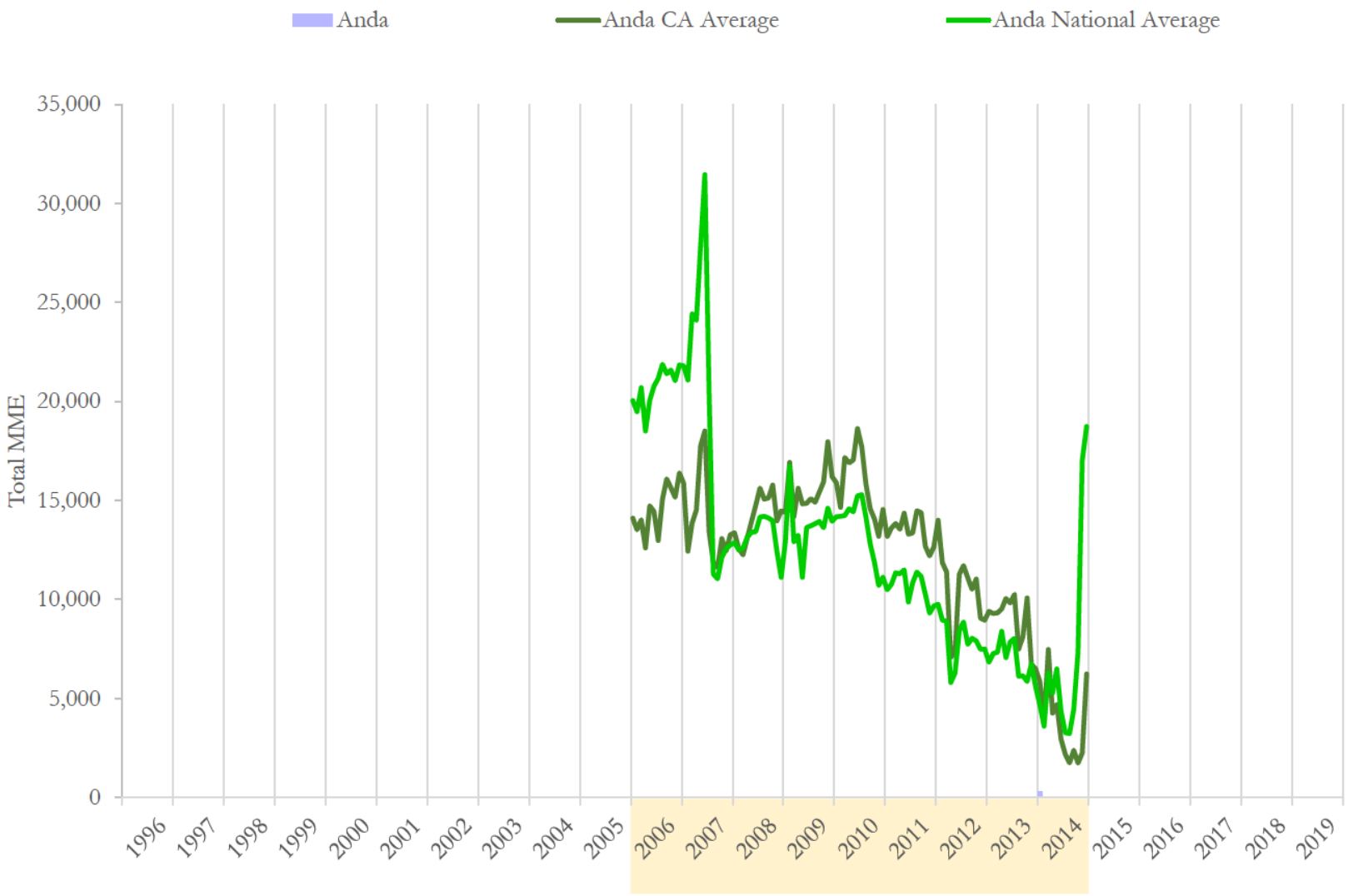

National and state averages reflect hydrocodone shipped from Anda, Inc to all active pharmacies each month.
Data source: ARCOS (2006-2014) and Defendant Distribution Data (Anda 12/1996 - 1/2015)

Walgreens # 02705 (1/1996 to 12/2017)
DEA: BW3067104
2050 Irving St
San Francisco, CA 94122

Anda, Inc Hydrocodone Shipments to Walgreens # 02705

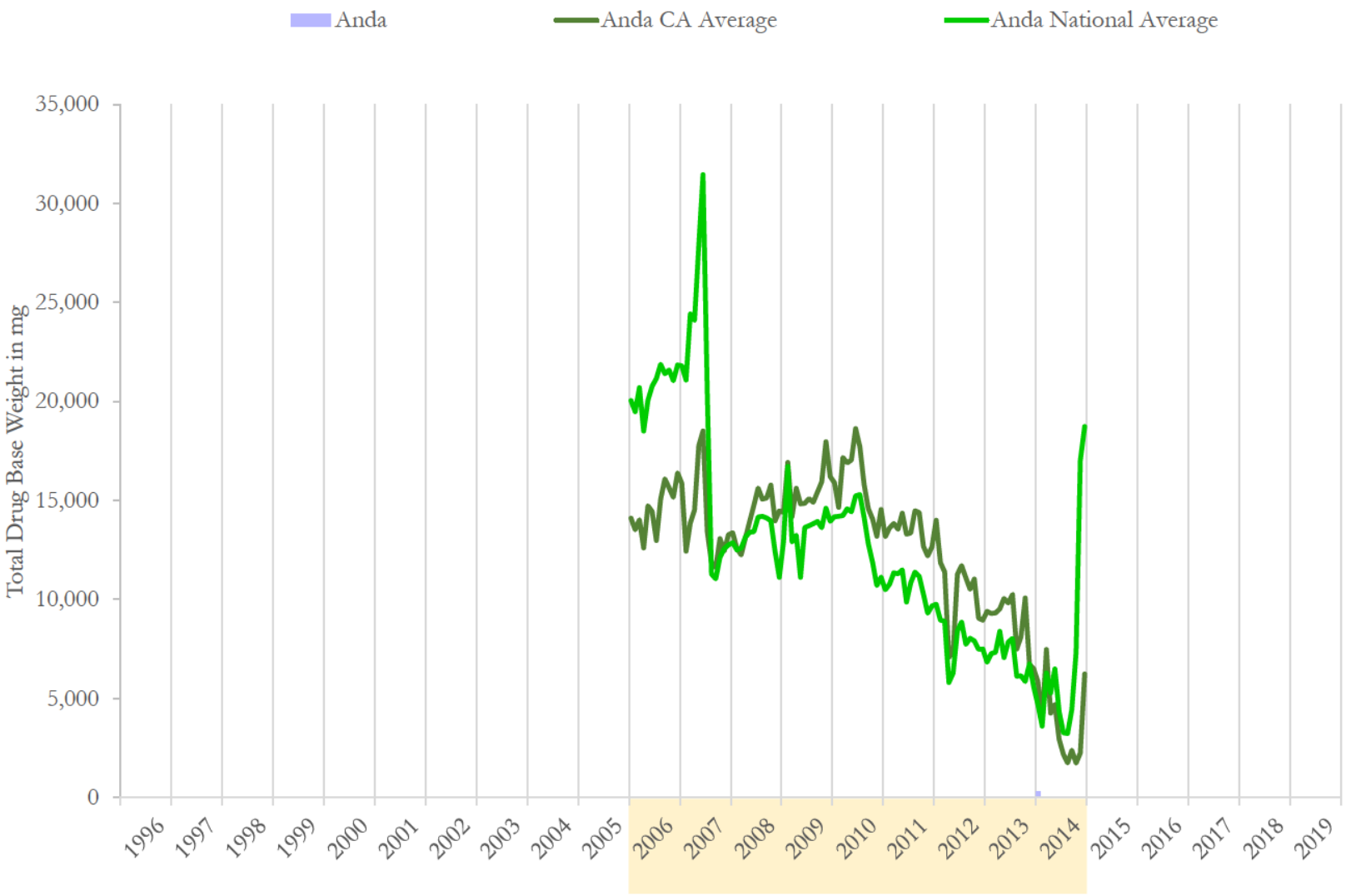

National and state averages reflect hydrocodone shipped from Anda, Inc to all active pharmacies each month.
Data source: ARCOS (2006-2014) and Defendant Distribution Data (Anda 12/1996 - 1/2015)

Anda, Inc Hydrocodone Shipments to Walgreens # 02705

	Dosage Units		MME		Drug Base Weight in mg	
Date	Anda	% Change	Anda	% Change	Anda	% Change
01/2014	0	n/a	286	n/a	286	n/a
02/2014	0	n/a	0	-100.0%	0	-100.0%
03/2014	0	n/a	0	n/a	0	n/a
04/2014	0	n/a	0	n/a	0	n/a
05/2014	0	n/a	0	n/a	0	n/a
06/2014	0	n/a	0	n/a	0	n/a
07/2014	0	n/a	0	n/a	0	n/a
08/2014	0	n/a	0	n/a	0	n/a
09/2014	0	n/a	0	n/a	0	n/a
10/2014	0	n/a	0	n/a	0	n/a
11/2014	0	n/a	0	n/a	0	n/a
12/2014	0	n/a	0	n/a	0	n/a
01/2015	0	n/a	0	n/a	0	n/a
02/2015	0	n/a	0	n/a	0	n/a
03/2015	0	n/a	0	n/a	0	n/a
04/2015	0	n/a	0	n/a	0	n/a
05/2015	0	n/a	0	n/a	0	n/a
06/2015	0	n/a	0	n/a	0	n/a
07/2015	0	n/a	0	n/a	0	n/a
08/2015	0	n/a	0	n/a	0	n/a
09/2015	0	n/a	0	n/a	0	n/a
10/2015	0	n/a	0	n/a	0	n/a
11/2015	0	n/a	0	n/a	0	n/a
12/2015	0	n/a	0	n/a	0	n/a

Data source: ARCOS (2006-2014) and Defendant Distribution Data (Anda 12/1996 - 1/2015)

Anda, Inc Hydrocodone Shipments to Walgreens # 02705

	Dosage Units		MME		Drug Base Weight in mg	
Date	**Anda**	**% Change**	**Anda**	**% Change**	**Anda**	**% Change**
1996	0		0		0	
1997	0	n/a	0	n/a	0	n/a
1998	0	n/a	0	n/a	0	n/a
1999	0	n/a	0	n/a	0	n/a
2000	0	n/a	0	n/a	0	n/a
2001	0	n/a	0	n/a	0	n/a
2002	0	n/a	0	n/a	0	n/a
2003	0	n/a	0	n/a	0	n/a
2004	0	n/a	0	n/a	0	n/a
2005	0	n/a	0	n/a	0	n/a
2006	0	n/a	0	n/a	0	n/a
2007	0	n/a	0	n/a	0	n/a
2008	0	n/a	0	n/a	0	n/a
2009	0	n/a	0	n/a	0	n/a
2010	0	n/a	0	n/a	0	n/a
2011	0	n/a	0	n/a	0	n/a
2012	0	n/a	0	n/a	0	n/a
2013	0	n/a	0	n/a	0	n/a
2014	0	n/a	286	n/a	286	n/a
2015	0	n/a	0	-100.0%	0	-100.0%
2016	0	n/a	0	n/a	0	n/a
2017	0	n/a	0	n/a	0	n/a
2018	0	n/a	0	n/a	0	n/a
2019	0	n/a	0	n/a	0	n/a
Total	**0**		**286**		**286**	

Data source: ARCOS (2006-2014) and Defendant Distribution Data (Anda 12/1996 - 1/2015)

Walgreens # 02705 (1/1996 to 12/2017)
DEA: BW3067104
2050 Irving St
San Francisco, CA 94122

Anda, Inc Hydrocodone Shipments to Walgreens # 02705, by Strength

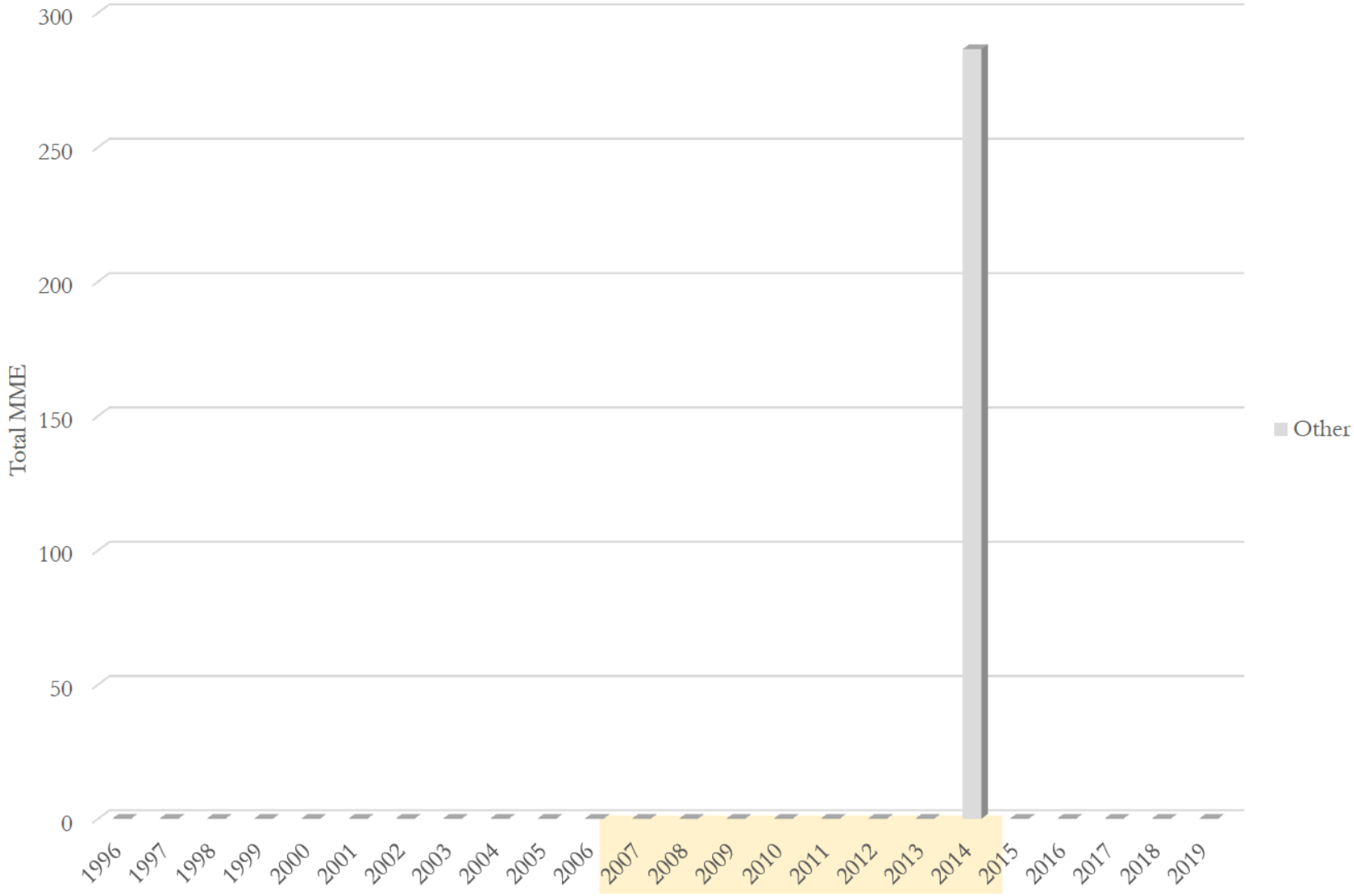

Data source: ARCOS (2006-2014) and Defendant Distribution Data (Anda 12/1996 - 1/2015)

Walgreens # 02705 (1/1996 to 12/2017)
DEA: BW3067104
2050 Irving St
San Francisco, CA 94122

Anda, Inc Hydrocodone Shipments to Walgreens # 02705, by Strength

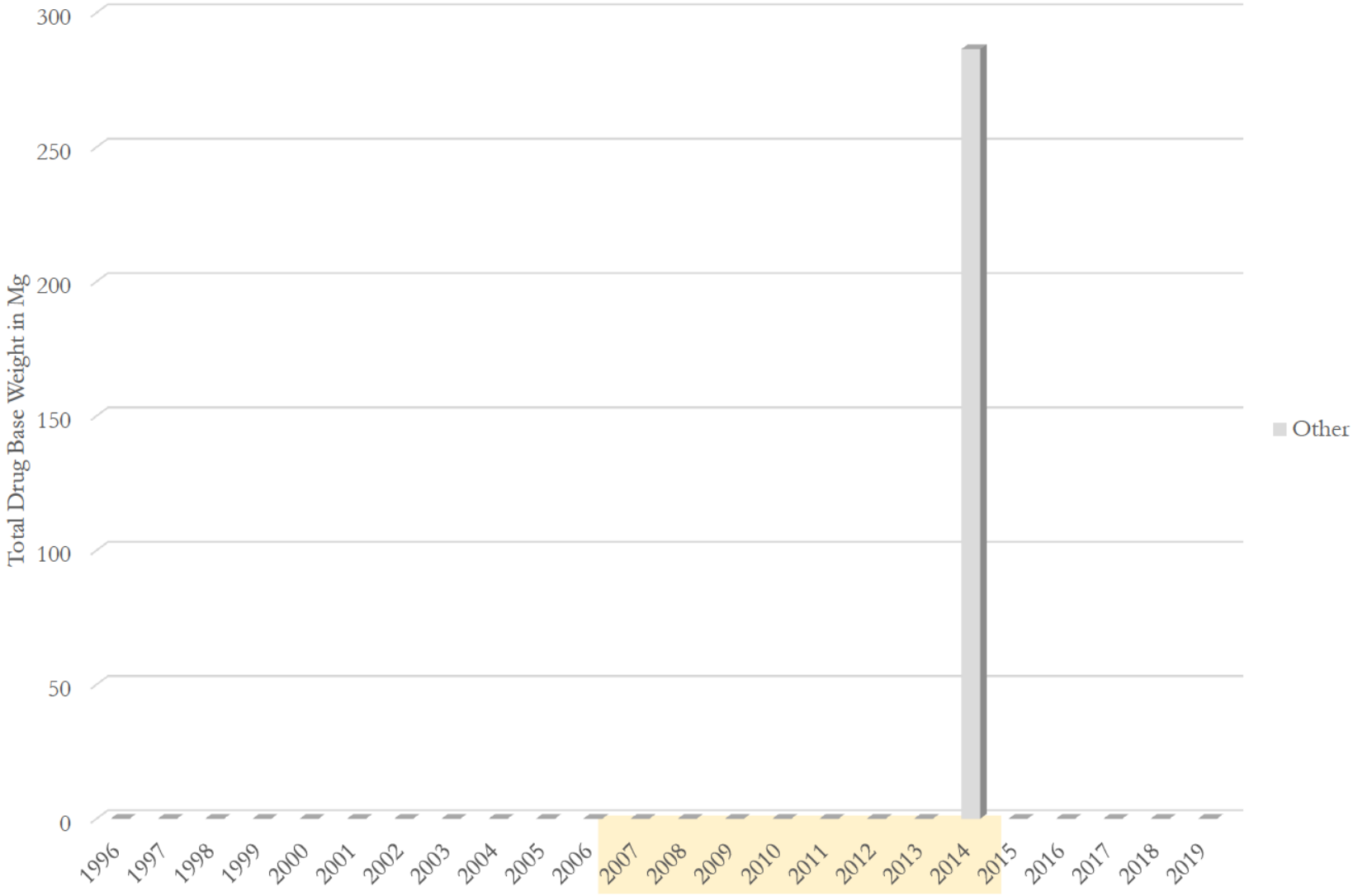

Data source: ARCOS (2006-2014) and Defendant Distribution Data (Anda 12/1996 - 1/2015)

Anda, Inc Hydrocodone Shipments to Walgreens # 02705, by Strength
(Total Dosage Units)

Strength Year\	Other	Total	Avg. Str
1996	0	**0**	
1997	0	**0**	
1998	0	**0**	
1999	0	**0**	
2000	0	**0**	
2001	0	**0**	
2002	0	**0**	
2003	0	**0**	
2004	0	**0**	
2005	0	**0**	
2006	0	**0**	
2007	0	**0**	
2008	0	**0**	
2009	0	**0**	
2010	0	**0**	
2011	0	**0**	
2012	0	**0**	
2013	0	**0**	
2014	0	**0**	
2015	0	**0**	
2016	0	**0**	
2017	0	**0**	
2018	0	**0**	
2019	0	**0**	
Total	**0**	**0**	

Data source: ARCOS (2006-2014) and Defendant Distribution Data (Anda 12/1996 - 1/2015)

Anda, Inc Hydrocodone Shipments to Walgreens # 02705, by Strength
(Total MME)

Strength Year\	Other	Total	Avg. Str
1996	0	**0**	
1997	0	**0**	
1998	0	**0**	
1999	0	**0**	
2000	0	**0**	
2001	0	**0**	
2002	0	**0**	
2003	0	**0**	
2004	0	**0**	
2005	0	**0**	
2006	0	**0**	
2007	0	**0**	
2008	0	**0**	
2009	0	**0**	
2010	0	**0**	
2011	0	**0**	
2012	0	**0**	
2013	0	**0**	
2014	286	**286**	
2015	0	**0**	
2016	0	**0**	
2017	0	**0**	
2018	0	**0**	
2019	0	**0**	
Total	**286**	**286**	

Data source: ARCOS (2006-2014) and Defendant Distribution Data (Anda 12/1996 - 1/2015)

Anda, Inc Hydrocodone Shipments to Walgreens # 02705, by Strength
(Total Drug Base Weight in Milligram)

Strength Year\	Other	Total	Avg. Str
1996	0	**0**	
1997	0	**0**	
1998	0	**0**	
1999	0	**0**	
2000	0	**0**	
2001	0	**0**	
2002	0	**0**	
2003	0	**0**	
2004	0	**0**	
2005	0	**0**	
2006	0	**0**	
2007	0	**0**	
2008	0	**0**	
2009	0	**0**	
2010	0	**0**	
2011	0	**0**	
2012	0	**0**	
2013	0	**0**	
2014	286	**286**	
2015	0	**0**	
2016	0	**0**	
2017	0	**0**	
2018	0	**0**	
2019	0	**0**	
Total	**286**	**286**	

Data source: ARCOS (2006-2014) and Defendant Distribution Data (Anda 12/1996 - 1/2015)

Walgreens # 02705 (1/1996 to 12/2017)
DEA: BW3067104
2050 Irving St
San Francisco, CA 94122

Walgreen Co Hydrocodone Shipments to Walgreens # 02705

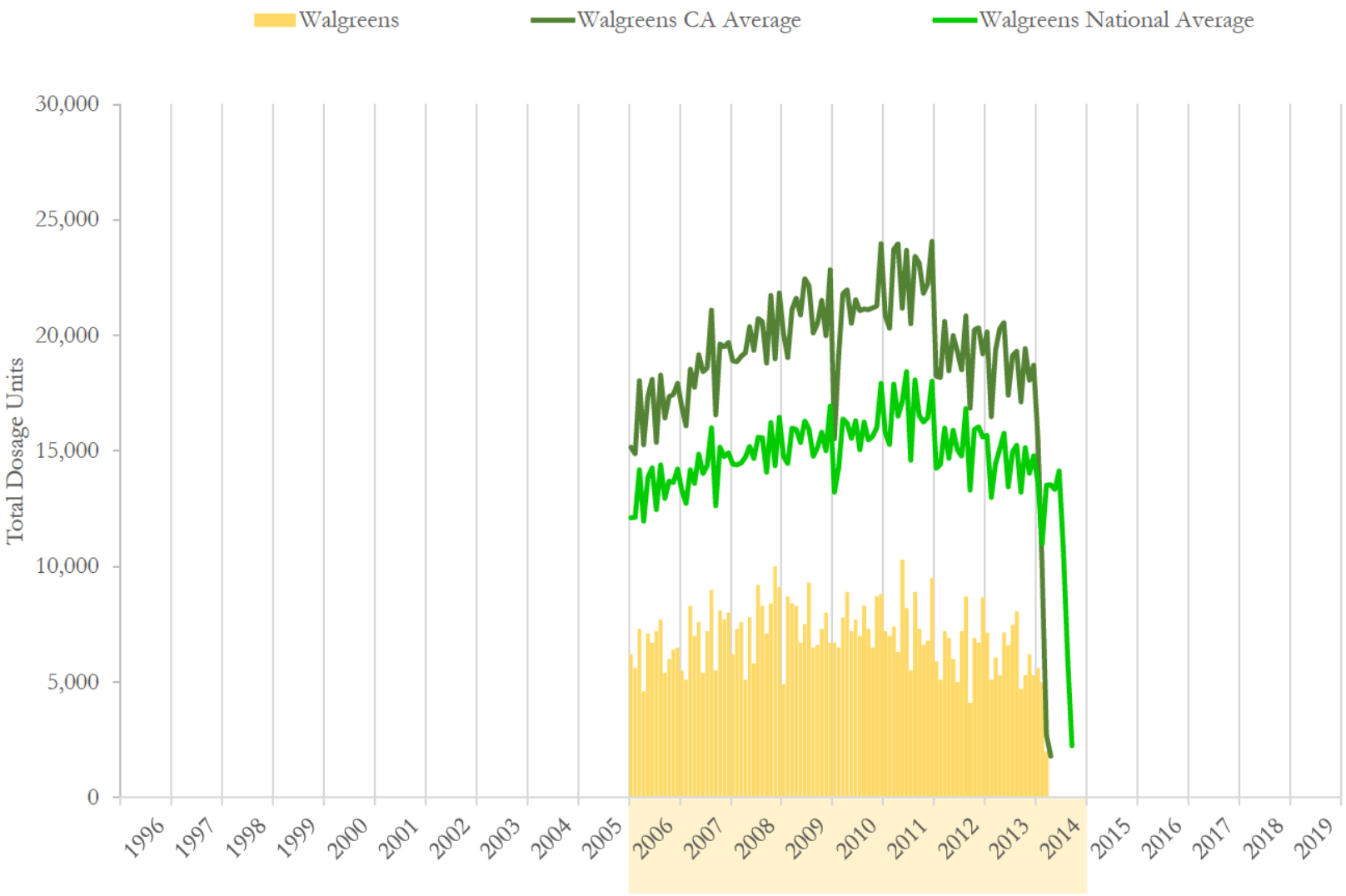

National and state averages reflect hydrocodone shipped from Walgreen Co to all active pharmacies each month.
Data source: ARCOS (2006-2014) and Defendant Distribution Data (Walgreens 1/2006 - 3/2014)

Walgreens # 02705 (1/1996 to 12/2017)
DEA: BW3067104
2050 Irving St
San Francisco, CA 94122

Walgreen Co Hydrocodone Shipments to Walgreens # 02705

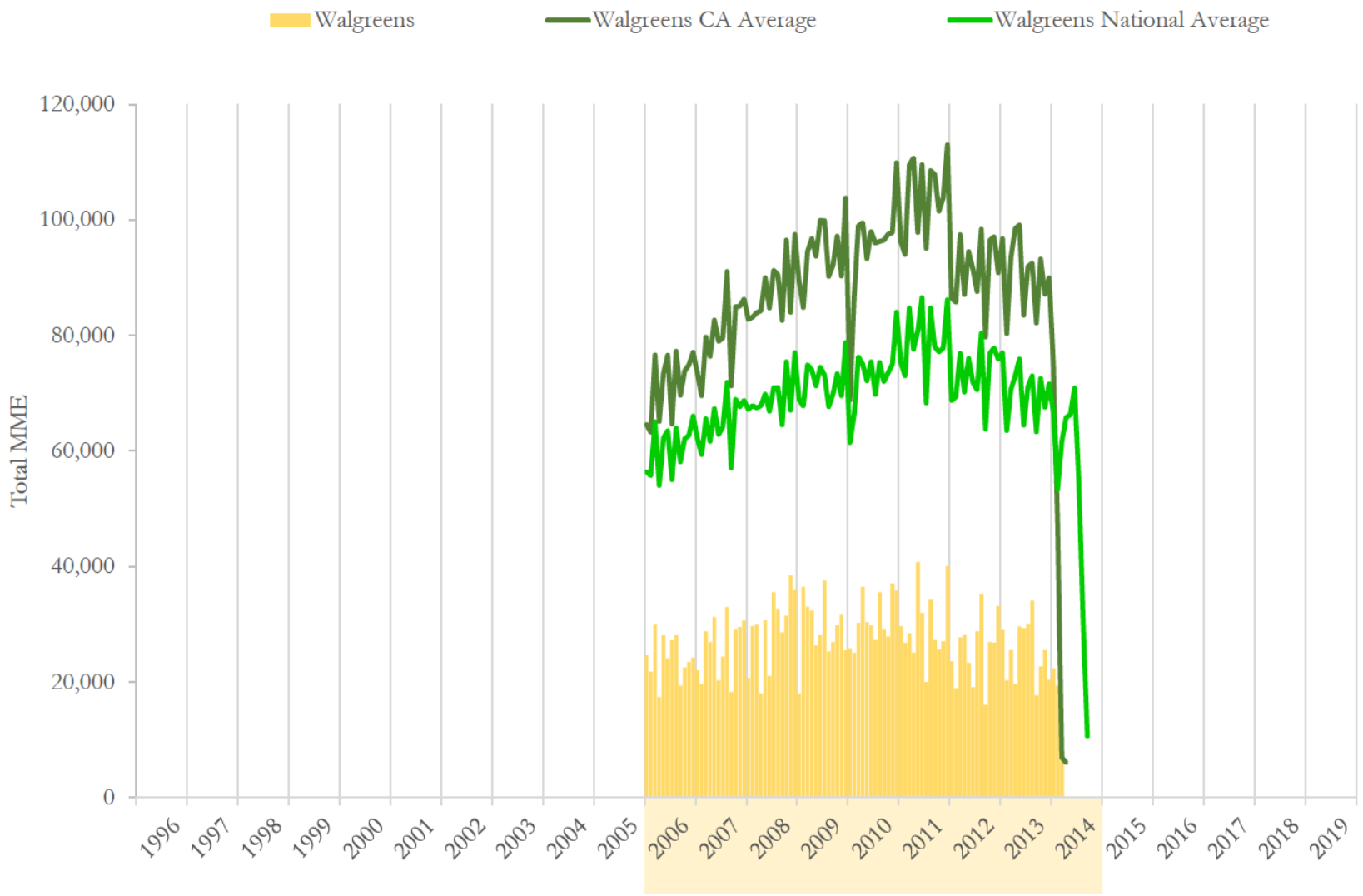

National and state averages reflect hydrocodone shipped from Walgreen Co to all active pharmacies each month.
Data source: ARCOS (2006-2014) and Defendant Distribution Data (Walgreens 1/2006 - 3/2014)

Walgreens # 02705 (1/1996 to 12/2017)
DEA: BW3067104
2050 Irving St
San Francisco, CA 94122

Walgreen Co Hydrocodone Shipments to Walgreens # 02705

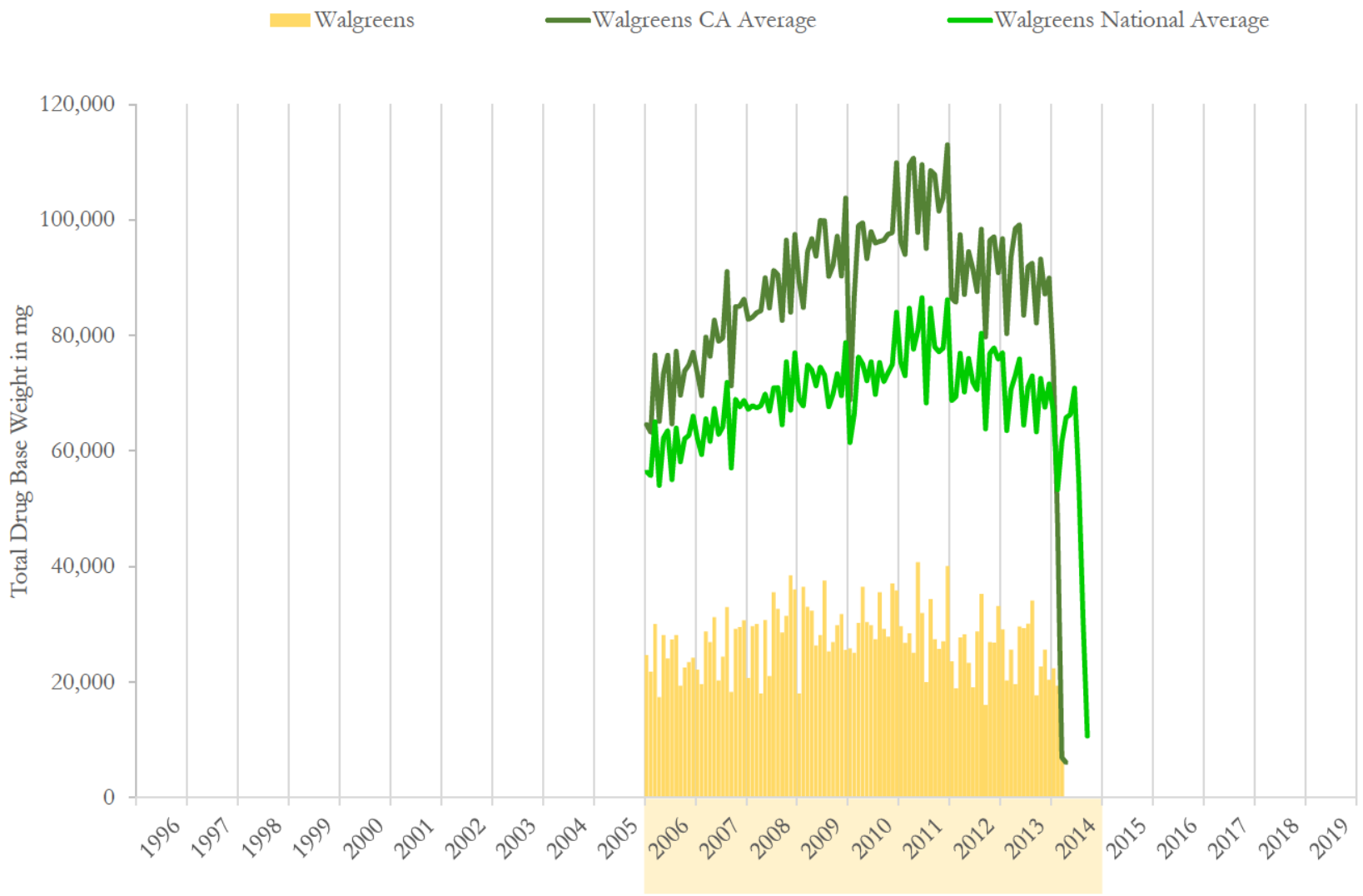

National and state averages reflect hydrocodone shipped from Walgreen Co to all active pharmacies each month.
Data source: ARCOS (2006-2014) and Defendant Distribution Data (Walgreens 1/2006 - 3/2014)

Walgreens # 02705 (1/1996 to 12/2017)
DEA: BW3067104
2050 Irving St
San Francisco, CA 94122

Walgreen Co Hydrocodone Shipments to Walgreens # 02705

	Dosage Units		MME		Drug Base Weight in mg	
Date	Walgreens	% Change	Walgreens	% Change	Walgreens	% Change
01/2006	6,200	n/a	24,621	n/a	24,621	n/a
02/2006	5,600	-9.7%	21,778	-11.5%	21,778	-11.5%
03/2006	7,300	30.4%	30,053	38.0%	30,053	38.0%
04/2006	4,600	-37.0%	17,381	-42.2%	17,381	-42.2%
05/2006	7,100	54.3%	28,143	61.9%	28,143	61.9%
06/2006	6,700	-5.6%	24,065	-14.5%	24,065	-14.5%
07/2006	7,200	7.5%	27,346	13.6%	27,346	13.6%
08/2006	7,700	6.9%	28,127	2.9%	28,127	2.9%
09/2006	5,400	-29.9%	19,373	-31.1%	19,373	-31.1%
10/2006	6,000	11.1%	22,527	16.3%	22,527	16.3%
11/2006	6,400	6.7%	23,435	4.0%	23,435	4.0%
12/2006	6,500	1.6%	24,200	3.3%	24,200	3.3%
01/2007	5,500	-15.4%	22,151	-8.5%	22,151	-8.5%
02/2007	5,100	-7.3%	19,643	-11.3%	19,643	-11.3%
03/2007	8,300	62.7%	28,757	46.4%	28,757	46.4%
04/2007	7,000	-15.7%	26,940	-6.3%	26,940	-6.3%
05/2007	7,600	8.6%	31,240	16.0%	31,240	16.0%
06/2007	5,400	-28.9%	20,240	-35.2%	20,240	-35.2%
07/2007	7,200	33.3%	24,367	20.4%	24,367	20.4%
08/2007	9,000	25.0%	32,978	35.3%	32,978	35.3%
09/2007	5,500	-38.9%	18,297	-44.5%	18,297	-44.5%
10/2007	8,100	47.3%	29,211	59.6%	29,211	59.6%
11/2007	7,700	-4.9%	29,497	1.0%	29,497	1.0%
12/2007	8,000	3.9%	30,675	4.0%	30,675	4.0%

Data source: ARCOS (2006-2014) and Defendant Distribution Data (Walgreens 1/2006 - 3/2014)

Walgreens # 02705 (1/1996 to 12/2017)
DEA: BW3067104
2050 Irving St
San Francisco, CA 94122

Walgreen Co Hydrocodone Shipments to Walgreens # 02705

	Dosage Units		MME		Drug Base Weight in mg	
Date	Walgreens	% Change	Walgreens	% Change	Walgreens	% Change
01/2008	6,200	-22.5%	20,719	-32.5%	20,719	-32.5%
02/2008	7,300	17.7%	29,632	43.0%	29,632	43.0%
03/2008	7,600	4.1%	30,029	1.3%	30,029	1.3%
04/2008	5,100	-32.9%	17,994	-40.1%	17,994	-40.1%
05/2008	7,800	52.9%	30,724	70.7%	30,724	70.7%
06/2008	5,800	-25.6%	21,005	-31.6%	21,005	-31.6%
07/2008	9,200	58.6%	35,543	69.2%	35,543	69.2%
08/2008	8,300	-9.8%	32,667	-8.1%	32,667	-8.1%
09/2008	7,100	-14.5%	28,556	-12.6%	28,556	-12.6%
10/2008	8,400	18.3%	31,465	10.2%	31,465	10.2%
11/2008	10,000	19.0%	38,443	22.2%	38,443	22.2%
12/2008	9,100	-9.0%	36,021	-6.3%	36,021	-6.3%
01/2009	4,900	-46.2%	18,011	-50.0%	18,011	-50.0%
02/2009	8,700	77.6%	36,451	102.4%	36,451	102.4%
03/2009	8,400	-3.4%	32,994	-9.5%	32,994	-9.5%
04/2009	8,300	-1.2%	32,348	-2.0%	32,348	-2.0%
05/2009	6,700	-19.3%	26,319	-18.6%	26,319	-18.6%
06/2009	7,500	11.9%	28,135	6.9%	28,135	6.9%
07/2009	9,300	24.0%	37,519	33.4%	37,519	33.4%
08/2009	6,500	-30.1%	25,275	-32.6%	25,275	-32.6%
09/2009	6,600	1.5%	26,932	6.6%	26,932	6.6%
10/2009	7,300	10.6%	29,816	10.7%	29,816	10.7%
11/2009	8,000	9.6%	31,759	6.5%	31,759	6.5%
12/2009	6,700	-16.3%	25,562	-19.5%	25,562	-19.5%

Data source: ARCOS (2006-2014) and Defendant Distribution Data (Walgreens 1/2006 - 3/2014)

Walgreens # 02705 (1/1996 to 12/2017)
DEA: BW3067104
2050 Irving St
San Francisco, CA 94122

Walgreen Co Hydrocodone Shipments to Walgreens # 02705

	Dosage Units		MME		Drug Base Weight in mg	
Date	Walgreens	% Change	Walgreens	% Change	Walgreens	% Change
01/2010	6,700	0.0%	25,856	1.2%	25,856	1.2%
02/2010	6,500	-3.0%	25,092	-3.0%	25,092	-3.0%
03/2010	7,800	20.0%	30,254	20.6%	30,254	20.6%
04/2010	8,900	14.1%	36,459	20.5%	36,459	20.5%
05/2010	7,200	-19.1%	30,373	-16.7%	30,373	-16.7%
06/2010	7,700	6.9%	29,800	-1.9%	29,800	-1.9%
07/2010	7,000	-9.1%	27,386	-8.1%	27,386	-8.1%
08/2010	8,300	18.6%	35,567	29.9%	35,567	29.9%
09/2010	7,300	-12.0%	29,211	-17.9%	29,211	-17.9%
10/2010	6,500	-11.0%	27,840	-4.7%	27,840	-4.7%
11/2010	8,700	33.8%	37,048	33.1%	37,048	33.1%
12/2010	8,800	1.1%	35,837	-3.3%	35,837	-3.3%
01/2011	7,200	-18.2%	29,665	-17.2%	29,665	-17.2%
02/2011	7,000	-2.8%	26,773	-9.7%	26,773	-9.7%
03/2011	7,400	5.7%	28,421	6.2%	28,421	6.2%
04/2011	6,300	-14.9%	25,092	-11.7%	25,092	-11.7%
05/2011	10,300	63.5%	40,713	62.3%	40,713	62.3%
06/2011	8,200	-20.4%	31,935	-21.6%	31,935	-21.6%
07/2011	5,500	-32.9%	19,970	-37.5%	19,970	-37.5%
08/2011	8,900	61.8%	34,340	72.0%	34,340	72.0%
09/2011	7,300	-18.0%	27,394	-20.2%	27,394	-20.2%
10/2011	6,600	-9.6%	25,713	-6.1%	25,713	-6.1%
11/2011	6,800	3.0%	27,059	5.2%	27,059	5.2%
12/2011	9,500	39.7%	40,100	48.2%	40,100	48.2%

Data source: ARCOS (2006-2014) and Defendant Distribution Data (Walgreens 1/2006 - 3/2014)

Walgreen Co Hydrocodone Shipments to Walgreens # 02705

	Dosage Units		MME		Drug Base Weight in mg	
Date	Walgreens	% Change	Walgreens	% Change	Walgreens	% Change
01/2012	5,900	-37.9%	23,578	-41.2%	23,578	-41.2%
02/2012	5,100	-13.6%	18,919	-19.8%	18,919	-19.8%
03/2012	7,200	41.2%	27,697	46.4%	27,697	46.4%
04/2012	6,900	-4.2%	28,286	2.1%	28,286	2.1%
05/2012	6,000	-13.0%	23,308	-17.6%	23,308	-17.6%
06/2012	5,000	-16.7%	19,070	-18.2%	19,070	-18.2%
07/2012	7,200	44.0%	28,740	50.7%	28,740	50.7%
08/2012	8,700	20.8%	35,265	22.7%	35,265	22.7%
09/2012	4,100	-52.9%	16,035	-54.5%	16,035	-54.5%
10/2012	6,900	68.3%	26,908	67.8%	26,908	67.8%
11/2012	6,700	-2.9%	26,781	-0.5%	26,781	-0.5%
12/2012	8,660	29.3%	33,160	23.8%	33,160	23.8%
01/2013	7,130	-17.7%	29,126	-12.2%	29,126	-12.2%
02/2013	5,100	-28.5%	20,257	-30.5%	20,257	-30.5%
03/2013	6,060	18.8%	25,600	26.4%	25,600	26.4%
04/2013	5,290	-12.7%	19,645	-23.3%	19,645	-23.3%
05/2013	7,130	34.8%	29,604	50.7%	29,604	50.7%
06/2013	6,590	-7.6%	29,332	-0.9%	29,332	-0.9%
07/2013	7,460	13.2%	30,116	2.7%	30,116	2.7%
08/2013	8,060	8.0%	34,084	13.2%	34,084	13.2%
09/2013	4,700	-41.7%	17,708	-48.0%	17,708	-48.0%
10/2013	5,300	12.8%	22,686	28.1%	22,686	28.1%
11/2013	6,200	17.0%	25,578	12.7%	25,578	12.7%
12/2013	5,300	-14.5%	20,424	-20.2%	20,424	-20.2%

Data source: ARCOS (2006-2014) and Defendant Distribution Data (Walgreens 1/2006 - 3/2014)

Walgreen Co Hydrocodone Shipments to Walgreens # 02705

	Dosage Units		MME		Drug Base Weight in mg	
Date	Walgreens	% Change	Walgreens	% Change	Walgreens	% Change
01/2014	5,600	5.7%	22,375	9.6%	22,375	9.6%
02/2014	5,000	-10.7%	19,365	-13.5%	19,365	-13.5%
03/2014	2,000	-60.0%	8,022	-58.6%	8,022	-58.6%
04/2014	0	-100.0%	0	-100.0%	0	-100.0%
05/2014	0	n/a	0	n/a	0	n/a
06/2014	0	n/a	0	n/a	0	n/a
07/2014	0	n/a	0	n/a	0	n/a
08/2014	0	n/a	0	n/a	0	n/a
09/2014	0	n/a	0	n/a	0	n/a
10/2014	0	n/a	0	n/a	0	n/a
11/2014	0	n/a	0	n/a	0	n/a
12/2014	0	n/a	0	n/a	0	n/a
01/2015	0	n/a	0	n/a	0	n/a
02/2015	0	n/a	0	n/a	0	n/a
03/2015	0	n/a	0	n/a	0	n/a
04/2015	0	n/a	0	n/a	0	n/a
05/2015	0	n/a	0	n/a	0	n/a
06/2015	0	n/a	0	n/a	0	n/a
07/2015	0	n/a	0	n/a	0	n/a
08/2015	0	n/a	0	n/a	0	n/a
09/2015	0	n/a	0	n/a	0	n/a
10/2015	0	n/a	0	n/a	0	n/a
11/2015	0	n/a	0	n/a	0	n/a
12/2015	0	n/a	0	n/a	0	n/a

Data source: ARCOS (2006-2014) and Defendant Distribution Data (Walgreens 1/2006 - 3/2014)

Walgreens # 02705 (1/1996 to 12/2017)
DEA: BW3067104
2050 Irving St
San Francisco, CA 94122

Walgreen Co Hydrocodone Shipments to Walgreens # 02705

	Dosage Units		MME		Drug Base Weight in mg	
Date	Walgreens	% Change	Walgreens	% Change	Walgreens	% Change
1996	0		0		0	
1997	0	n/a	0	n/a	0	n/a
1998	0	n/a	0	n/a	0	n/a
1999	0	n/a	0	n/a	0	n/a
2000	0	n/a	0	n/a	0	n/a
2001	0	n/a	0	n/a	0	n/a
2002	0	n/a	0	n/a	0	n/a
2003	0	n/a	0	n/a	0	n/a
2004	0	n/a	0	n/a	0	n/a
2005	0	n/a	0	n/a	0	n/a
2006	76,700	n/a	291,048	n/a	291,048	n/a
2007	84,400	10.0%	313,996	7.9%	313,996	7.9%
2008	91,900	8.9%	352,799	12.4%	352,799	12.4%
2009	88,900	-3.3%	351,121	-0.5%	351,121	-0.5%
2010	91,400	2.8%	370,723	5.6%	370,723	5.6%
2011	91,000	-0.4%	357,175	-3.7%	357,175	-3.7%
2012	78,360	-13.9%	307,746	-13.8%	307,746	-13.8%
2013	74,320	-5.2%	304,160	-1.2%	304,160	-1.2%
2014	12,600	-83.0%	49,762	-83.6%	49,762	-83.6%
2015	0	-100.0%	0	-100.0%	0	-100.0%
2016	0	n/a	0	n/a	0	n/a
2017	0	n/a	0	n/a	0	n/a
2018	0	n/a	0	n/a	0	n/a
2019	0	n/a	0	n/a	0	n/a
Total	**689,580**		**2,698,530**		**2,698,530**	

Data source: ARCOS (2006-2014) and Defendant Distribution Data (Walgreens 1/2006 - 3/2014)

Walgreens # 02705 (1/1996 to 12/2017)
DEA: BW3067104
2050 Irving St
San Francisco, CA 94122

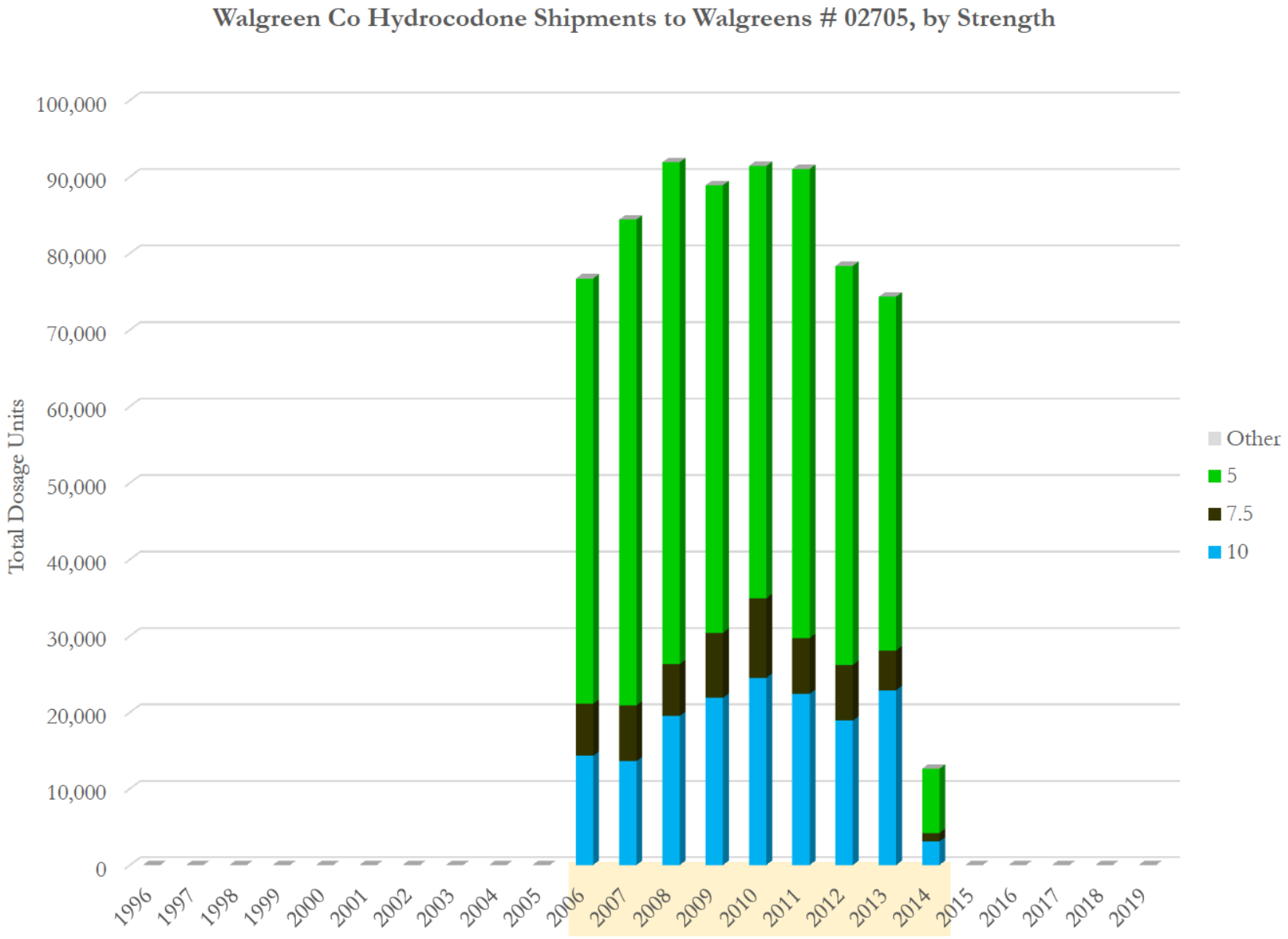

Data source: ARCOS (2006-2014) and Defendant Distribution Data (Walgreens 1/2006 - 3/2014)

Walgreens # 02705 (1/1996 to 12/2017)
DEA: BW3067104
2050 Irving St
San Francisco, CA 94122

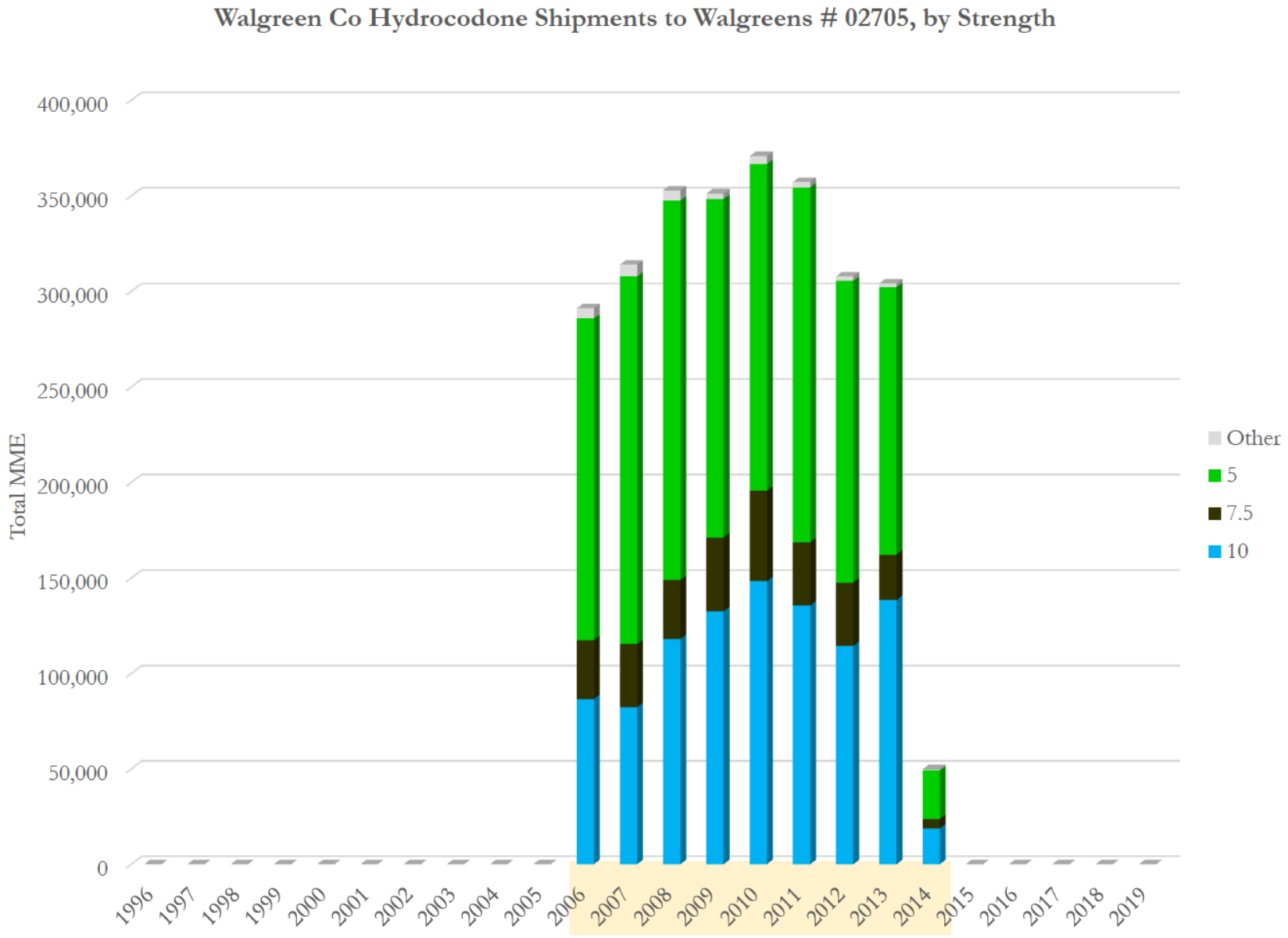

Data source: ARCOS (2006-2014) and Defendant Distribution Data (Walgreens 1/2006 - 3/2014)

Walgreens # 02705 (1/1996 to 12/2017)
DEA: BW3067104
2050 Irving St
San Francisco, CA 94122

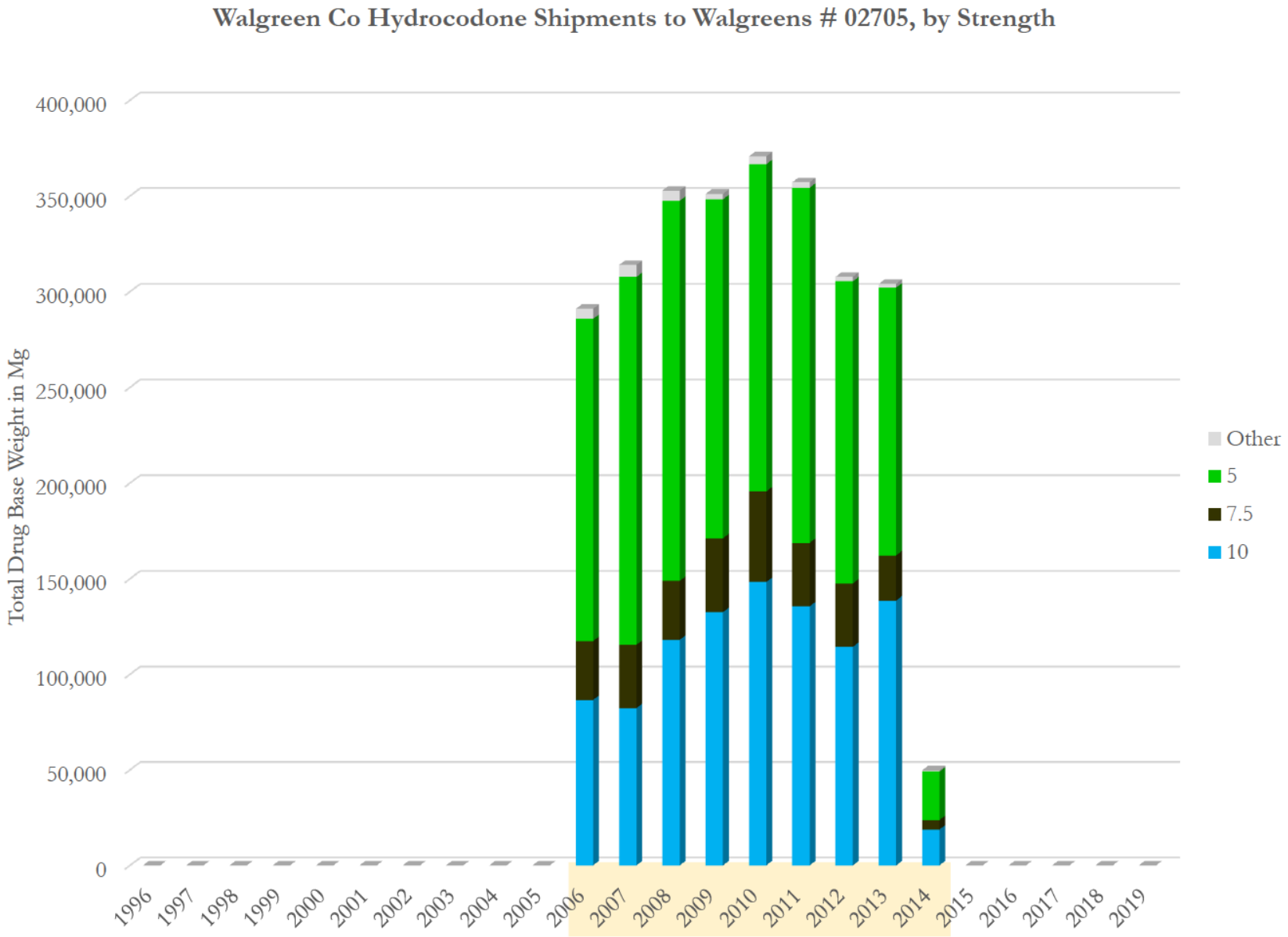

Data source: ARCOS (2006-2014) and Defendant Distribution Data (Walgreens 1/2006 - 3/2014)

Walgreens # 02705 (1/1996 to 12/2017)
DEA: BW3067104
2050 Irving St
San Francisco, CA 94122

Walgreen Co Hydrocodone Shipments to Walgreens # 02705, by Strength
(Total Dosage Units)

Strength Year\	10	7.5	5	Other	Total	Avg. Str
1996	0	0	0	0	**0**	
1997	0	0	0	0	**0**	
1998	0	0	0	0	**0**	
1999	0	0	0	0	**0**	
2000	0	0	0	0	**0**	
2001	0	0	0	0	**0**	
2002	0	0	0	0	**0**	
2003	0	0	0	0	**0**	
2004	0	0	0	0	**0**	
2005	0	0	0	0	**0**	
2006	14,300	6,800	55,600	0	**76,700**	6.15
2007	13,600	7,300	63,500	0	**84,400**	6.02
2008	19,500	6,800	65,600	0	**91,900**	6.25
2009	21,900	8,500	58,500	0	**88,900**	6.47
2010	24,500	10,400	56,500	0	**91,400**	6.62
2011	22,400	7,300	61,300	0	**91,000**	6.43
2012	18,900	7,300	52,160	0	**78,360**	6.44
2013	22,900	5,200	46,220	0	**74,320**	6.72
2014	3,100	1,100	8,400	0	**12,600**	6.45
2015	0	0	0	0	**0**	
2016	0	0	0	0	**0**	
2017	0	0	0	0	**0**	
2018	0	0	0	0	**0**	
2019	0	0	0	0	**0**	
Total	**161,100**	**60,700**	**467,780**	**0**	**689,580**	6.39

Data source: ARCOS (2006-2014) and Defendant Distribution Data (Walgreens 1/2006 - 3/2014)

Walgreens # 02705 (1/1996 to 12/2017)
DEA: BW3067104
2050 Irving St
San Francisco, CA 94122

Walgreen Co Hydrocodone Shipments to Walgreens # 02705, by Strength (Total MME)

Strength Year\	10	7.5	5	Other	Total	Avg. Str
1996	0	0	0	0	**0**	
1997	0	0	0	0	**0**	
1998	0	0	0	0	**0**	
1999	0	0	0	0	**0**	
2000	0	0	0	0	**0**	
2001	0	0	0	0	**0**	
2002	0	0	0	0	**0**	
2003	0	0	0	0	**0**	
2004	0	0	0	0	**0**	
2005	0	0	0	0	**0**	
2006	86,572	30,875	168,301	5,299	**291,048**	6.15
2007	82,334	33,146	192,215	6,302	**313,996**	6.02
2008	118,053	30,875	198,571	5,299	**352,799**	6.25
2009	132,583	38,594	177,080	2,865	**351,121**	6.47
2010	148,323	47,221	171,026	4,154	**370,723**	6.62
2011	135,610	33,146	185,555	2,865	**357,175**	6.43
2012	114,421	33,146	157,888	2,292	**307,746**	6.44
2013	138,637	23,611	139,908	2,005	**304,160**	6.72
2014	18,767	4,995	25,427	573	**49,762**	6.45
2015	0	0	0	0	**0**	
2016	0	0	0	0	**0**	
2017	0	0	0	0	**0**	
2018	0	0	0	0	**0**	
2019	0	0	0	0	**0**	
Total	**975,299**	**275,608**	**1,415,970**	**31,653**	**2,698,530**	6.39

Data source: ARCOS (2006-2014) and Defendant Distribution Data (Walgreens 1/2006 - 3/2014)

Walgreens # 02705 (1/1996 to 12/2017)
DEA: BW3067104
2050 Irving St
San Francisco, CA 94122

Walgreen Co Hydrocodone Shipments to Walgreens # 02705, by Strength
(Total Drug Base Weight in Milligram)

Strength Year\	10	7.5	5	Other	Total	Avg. Str
1996	0	0	0	0	**0**	
1997	0	0	0	0	**0**	
1998	0	0	0	0	**0**	
1999	0	0	0	0	**0**	
2000	0	0	0	0	**0**	
2001	0	0	0	0	**0**	
2002	0	0	0	0	**0**	
2003	0	0	0	0	**0**	
2004	0	0	0	0	**0**	
2005	0	0	0	0	**0**	
2006	86,572	30,875	168,301	5,299	**291,048**	6.15
2007	82,334	33,146	192,215	6,302	**313,996**	6.02
2008	118,053	30,875	198,571	5,299	**352,799**	6.25
2009	132,583	38,594	177,080	2,865	**351,121**	6.47
2010	148,323	47,221	171,026	4,154	**370,723**	6.62
2011	135,610	33,146	185,555	2,865	**357,175**	6.43
2012	114,421	33,146	157,888	2,292	**307,746**	6.44
2013	138,637	23,611	139,908	2,005	**304,160**	6.72
2014	18,767	4,995	25,427	573	**49,762**	6.45
2015	0	0	0	0	**0**	
2016	0	0	0	0	**0**	
2017	0	0	0	0	**0**	
2018	0	0	0	0	**0**	
2019	0	0	0	0	**0**	
Total	**975,299**	**275,608**	**1,415,970**	**31,653**	**2,698,530**	6.39

Data source: ARCOS (2006-2014) and Defendant Distribution Data (Walgreens 1/2006 - 3/2014)

Walgreens # 01241 (1/1996 to 12/2017)
DEA: AW1878719
1201 Taraval St
San Francisco, CA 94116

Walgreen Co Oxycodone Shipments to Walgreens # 01241

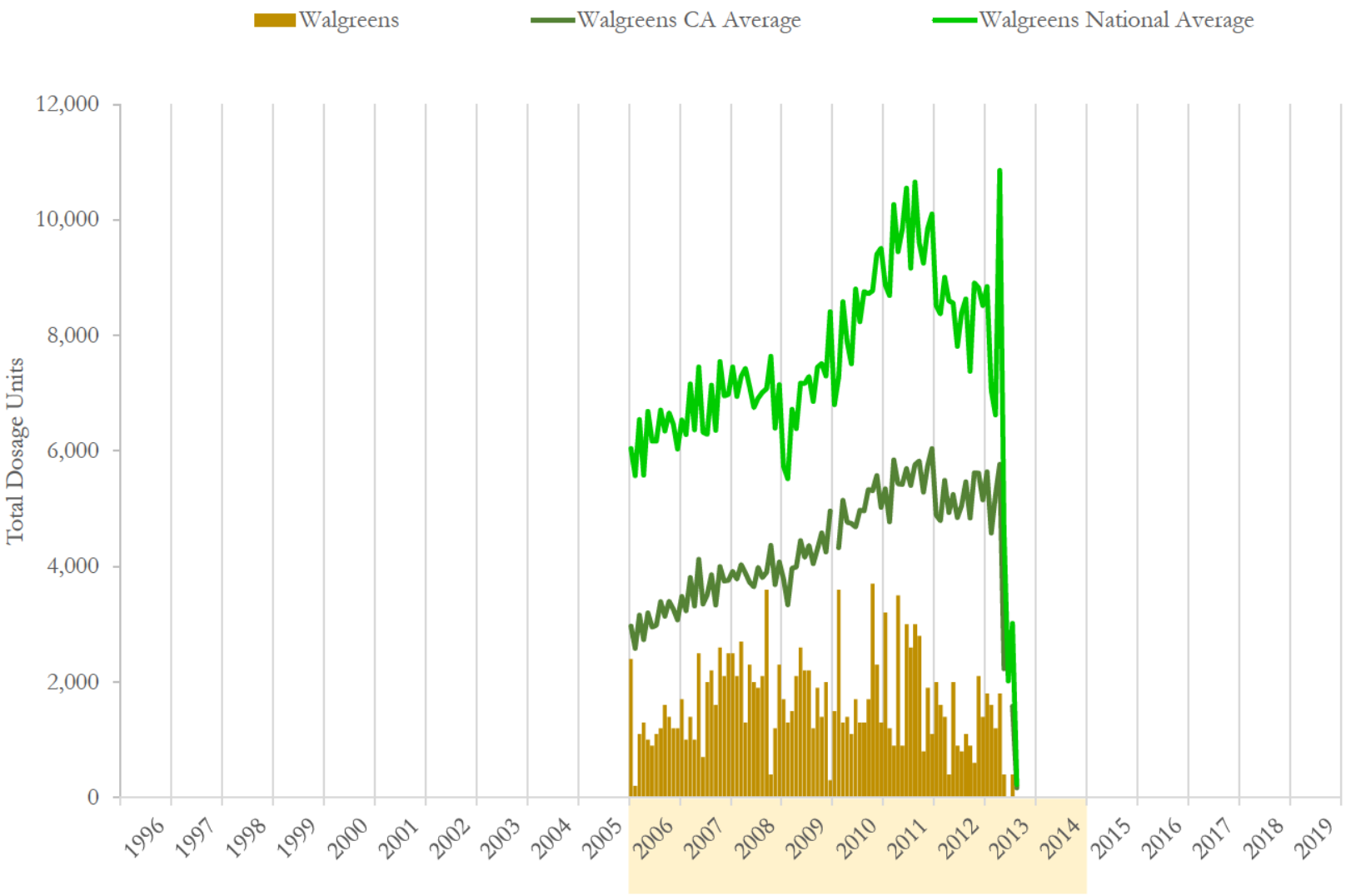

National and state averages reflect oxycodone shipped from Walgreen Co to all active pharmacies each month.
Data source: ARCOS (2006-2014) and Defendant Distribution Data (Walgreens 1/2006 - 3/2014)

Walgreens # 01241 (1/1996 to 12/2017)
DEA: AW1878719
1201 Taraval St
San Francisco, CA 94116

Walgreen Co Oxycodone Shipments to Walgreens # 01241

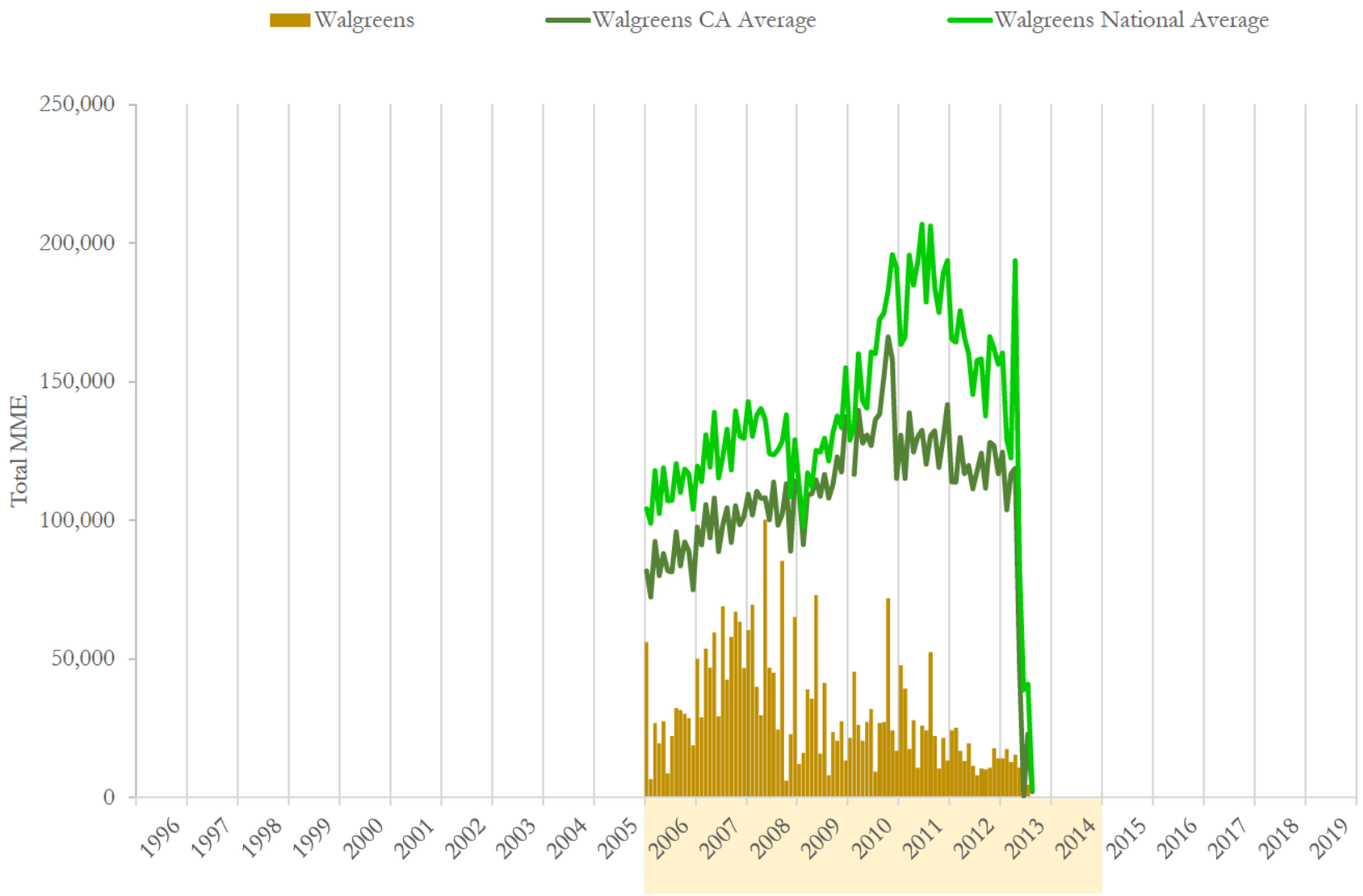

National and state averages reflect oxycodone shipped from Walgreen Co to all active pharmacies each month.
Data source: ARCOS (2006-2014) and Defendant Distribution Data (Walgreens 1/2006 - 3/2014)

Walgreens # 01241 (1/1996 to 12/2017)
DEA: AW1878719
1201 Taraval St
San Francisco, CA 94116

Walgreen Co Oxycodone Shipments to Walgreens # 01241

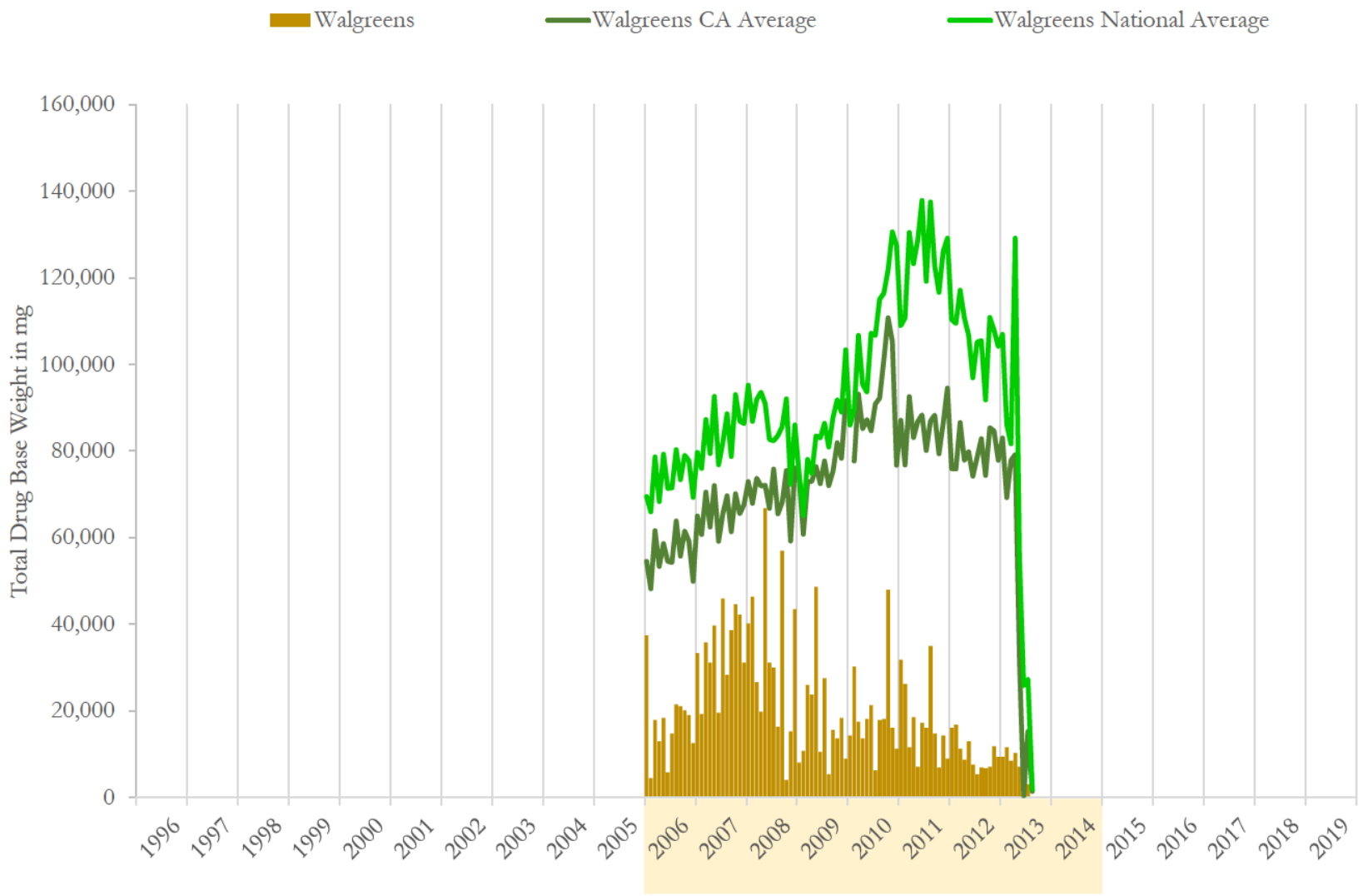

National and state averages reflect oxycodone shipped from Walgreen Co to all active pharmacies each month.
Data source: ARCOS (2006-2014) and Defendant Distribution Data (Walgreens 1/2006 - 3/2014)

Walgreen Co Oxycodone Shipments to Walgreens # 01241

	Dosage Units		MME		Drug Base Weight in mg	
Date	Walgreens	% Change	Walgreens	% Change	Walgreens	% Change
01/2006	2,400	n/a	56,143	n/a	37,429	n/a
02/2006	200	-91.7%	6,724	-88.0%	4,483	-88.0%
03/2006	1,100	450.0%	26,895	300.0%	17,930	300.0%
04/2006	1,300	18.2%	19,499	-27.5%	12,999	-27.5%
05/2006	1,000	-23.1%	27,567	41.4%	18,378	41.4%
06/2006	900	-10.0%	8,741	-68.3%	5,827	-68.3%
07/2006	1,100	22.2%	22,188	153.8%	14,792	153.8%
08/2006	1,200	9.1%	32,274	45.5%	21,516	45.5%
09/2006	1,600	33.3%	31,602	-2.1%	21,068	-2.1%
10/2006	1,400	-12.5%	30,257	-4.3%	20,171	-4.3%
11/2006	1,200	-14.3%	28,576	-5.6%	19,051	-5.6%
12/2006	1,200	0.0%	18,827	-34.1%	12,551	-34.1%
01/2007	1,700	41.7%	50,092	166.1%	33,395	166.1%
02/2007	1,000	-41.2%	28,912	-42.3%	19,275	-42.3%
03/2007	1,400	40.0%	53,790	86.0%	35,860	86.0%
04/2007	1,000	-28.6%	46,730	-13.1%	31,153	-13.1%
05/2007	2,500	150.0%	59,552	27.4%	39,701	27.4%
06/2007	700	-72.0%	29,342	-50.7%	19,562	-50.7%
07/2007	2,000	185.7%	68,918	134.9%	45,946	134.9%
08/2007	2,200	10.0%	42,501	-38.3%	28,334	-38.3%
09/2007	1,600	-27.3%	57,871	36.2%	38,581	36.2%
10/2007	2,600	62.5%	66,948	15.7%	44,632	15.7%
11/2007	2,100	-19.2%	63,344	-5.4%	42,229	-5.4%
12/2007	2,500	19.0%	46,676	-26.3%	31,117	-26.3%

Data source: ARCOS (2006-2014) and Defendant Distribution Data (Walgreens 1/2006 - 3/2014)

Walgreen Co Oxycodone Shipments to Walgreens # 01241

	Dosage Units		MME		Drug Base Weight in mg	
Date	Walgreens	% Change	Walgreens	% Change	Walgreens	% Change
01/2008	2,500	0.0%	60,319	29.2%	40,212	29.2%
02/2008	2,100	-16.0%	69,537	15.3%	46,358	15.3%
03/2008	2,700	28.6%	39,952	-42.5%	26,635	-42.5%
04/2008	1,300	-51.9%	29,725	-25.6%	19,817	-25.6%
05/2008	2,300	76.9%	100,184	237.0%	66,789	237.0%
06/2008	2,000	-13.0%	46,730	-53.4%	31,153	-53.4%
07/2008	1,900	-5.0%	45,049	-3.6%	30,033	-3.6%
08/2008	2,100	10.5%	24,542	-45.5%	16,361	-45.5%
09/2008	3,600	71.4%	85,392	247.9%	56,928	247.9%
10/2008	400	-88.9%	6,051	-92.9%	4,034	-92.9%
11/2008	1,200	200.0%	22,861	277.8%	15,241	277.8%
12/2008	2,300	91.7%	65,220	185.3%	43,480	185.3%
01/2009	1,700	-26.1%	12,103	-81.4%	8,069	-81.4%
02/2009	1,300	-23.5%	16,137	33.3%	10,758	33.3%
03/2009	1,500	15.4%	38,998	141.7%	25,999	141.7%
04/2009	2,100	40.0%	35,636	-8.6%	23,757	-8.6%
05/2009	2,600	23.8%	72,953	104.7%	48,635	104.7%
06/2009	2,200	-15.4%	15,801	-78.3%	10,534	-78.3%
07/2009	2,200	0.0%	41,351	161.7%	27,567	161.7%
08/2009	1,200	-45.5%	8,069	-80.5%	5,379	-80.5%
09/2009	1,900	58.3%	23,533	191.7%	15,689	191.7%
10/2009	1,400	-26.3%	20,507	-12.9%	13,672	-12.9%
11/2009	2,000	42.9%	27,567	34.4%	18,378	34.4%
12/2009	300	-85.0%	13,448	-51.2%	8,965	-51.2%

Data source: ARCOS (2006-2014) and Defendant Distribution Data (Walgreens 1/2006 - 3/2014)

Walgreens # 01241 (1/1996 to 12/2017)
DEA: AW1878719
1201 Taraval St
San Francisco, CA 94116

Walgreen Co Oxycodone Shipments to Walgreens # 01241

	Dosage Units		MME		Drug Base Weight in mg	
Date	Walgreens	% Change	Walgreens	% Change	Walgreens	% Change
01/2010	1,500	400.0%	21,516	60.0%	14,344	60.0%
02/2010	3,600	140.0%	45,385	110.9%	30,257	110.9%
03/2010	1,300	-63.9%	26,223	-42.2%	17,482	-42.2%
04/2010	1,400	7.7%	20,507	-21.8%	13,672	-21.8%
05/2010	1,100	-21.4%	27,231	32.8%	18,154	32.8%
06/2010	1,700	54.5%	31,938	17.3%	21,292	17.3%
07/2010	1,300	-23.5%	9,413	-70.5%	6,276	-70.5%
08/2010	1,300	0.0%	26,895	185.7%	17,930	185.7%
09/2010	1,700	30.8%	27,231	1.3%	18,154	1.3%
10/2010	3,700	117.6%	71,944	164.2%	47,963	164.2%
11/2010	2,300	-37.8%	24,206	-66.4%	16,137	-66.4%
12/2010	1,300	-43.5%	16,809	-30.6%	11,206	-30.6%
01/2011	3,200	146.2%	47,739	184.0%	31,826	184.0%
02/2011	1,200	-62.5%	39,334	-17.6%	26,223	-17.6%
03/2011	900	-25.0%	17,482	-55.6%	11,655	-55.6%
04/2011	3,500	288.9%	27,904	59.6%	18,602	59.6%
05/2011	900	-74.3%	10,758	-61.4%	7,172	-61.4%
06/2011	3,000	233.3%	25,886	140.6%	17,258	140.6%
07/2011	2,600	-13.3%	24,206	-6.5%	16,137	-6.5%
08/2011	3,000	15.4%	52,445	116.7%	34,964	116.7%
09/2011	2,800	-6.7%	22,188	-57.7%	14,792	-57.7%
10/2011	800	-71.4%	10,422	-53.0%	6,948	-53.0%
11/2011	1,900	137.5%	21,516	106.5%	14,344	106.5%
12/2011	1,100	-42.1%	13,448	-37.5%	8,965	-37.5%

Data source: ARCOS (2006-2014) and Defendant Distribution Data (Walgreens 1/2006 - 3/2014)

Walgreen Co Oxycodone Shipments to Walgreens # 01241

	Dosage Units		MME		Drug Base Weight in mg	
Date	Walgreens	% Change	Walgreens	% Change	Walgreens	% Change
01/2012	2,000	81.8%	24,206	80.0%	16,137	80.0%
02/2012	1,600	-20.0%	25,214	4.2%	16,809	4.2%
03/2012	1,400	-12.5%	16,809	-33.3%	11,206	-33.3%
04/2012	400	-71.4%	13,111	-22.0%	8,741	-22.0%
05/2012	2,000	400.0%	19,499	48.7%	12,999	48.7%
06/2012	900	-55.0%	11,430	-41.4%	7,620	-41.4%
07/2012	800	-11.1%	8,024	-29.8%	5,350	-29.8%
08/2012	1,100	37.5%	10,422	29.9%	6,948	29.9%
09/2012	900	-18.2%	10,086	-3.2%	6,724	-3.2%
10/2012	600	-33.3%	10,758	6.7%	7,172	6.7%
11/2012	2,100	250.0%	17,796	65.4%	11,864	65.4%
12/2012	1,400	-33.3%	14,098	-20.8%	9,399	-20.8%
01/2013	1,800	28.6%	14,120	0.2%	9,413	0.2%
02/2013	1,600	-11.1%	17,482	23.8%	11,655	23.8%
03/2013	1,200	-25.0%	12,775	-26.9%	8,517	-26.9%
04/2013	1,800	50.0%	15,465	21.1%	10,310	21.1%
05/2013	400	-77.8%	10,758	-30.4%	7,172	-30.4%
06/2013	0	-100.0%	0	-100.0%	0	-100.0%
07/2013	400	n/a	4,685	n/a	3,123	n/a
08/2013	0	-100.0%	0	-100.0%	0	-100.0%
09/2013	0	n/a	0	n/a	0	n/a
10/2013	0	n/a	0	n/a	0	n/a
11/2013	0	n/a	0	n/a	0	n/a
12/2013	0	n/a	0	n/a	0	n/a

Data source: ARCOS (2006-2014) and Defendant Distribution Data (Walgreens 1/2006 - 3/2014)

Walgreens # 01241 (1/1996 to 12/2017)
DEA: AW1878719
1201 Taraval St
San Francisco, CA 94116

Walgreen Co Oxycodone Shipments to Walgreens # 01241

	Dosage Units		MME		Drug Base Weight in mg	
Date	Walgreens	% Change	Walgreens	% Change	Walgreens	% Change
1996	0		0		0	
1997	0	n/a	0	n/a	0	n/a
1998	0	n/a	0	n/a	0	n/a
1999	0	n/a	0	n/a	0	n/a
2000	0	n/a	0	n/a	0	n/a
2001	0	n/a	0	n/a	0	n/a
2002	0	n/a	0	n/a	0	n/a
2003	0	n/a	0	n/a	0	n/a
2004	0	n/a	0	n/a	0	n/a
2005	0	n/a	0	n/a	0	n/a
2006	14,600	n/a	309,293	n/a	206,195	n/a
2007	21,300	45.9%	614,677	98.7%	409,785	98.7%
2008	24,400	14.6%	595,561	-3.1%	397,041	-3.1%
2009	20,400	-16.4%	326,102	-45.2%	217,401	-45.2%
2010	22,200	8.8%	349,299	7.1%	232,866	7.1%
2011	24,900	12.2%	313,327	-10.3%	208,885	-10.3%
2012	15,200	-39.0%	181,453	-42.1%	120,969	-42.1%
2013	7,200	-52.6%	75,284	-58.5%	50,189	-58.5%
2014	0	-100.0%	0	-100.0%	0	-100.0%
2015	0	n/a	0	n/a	0	n/a
2016	0	n/a	0	n/a	0	n/a
2017	0	n/a	0	n/a	0	n/a
2018	0	n/a	0	n/a	0	n/a
2019	0	n/a	0	n/a	0	n/a
Total	**150,200**		**2,764,995**		**1,843,330**	

Data source: ARCOS (2006-2014) and Defendant Distribution Data (Walgreens 1/2006 - 3/2014)

Walgreens # 01241 (1/1996 to 12/2017)
DEA: AW1878719
1201 Taraval St
San Francisco, CA 94116

Walgreen Co Oxycodone Shipments to Walgreens # 01241, by Strength

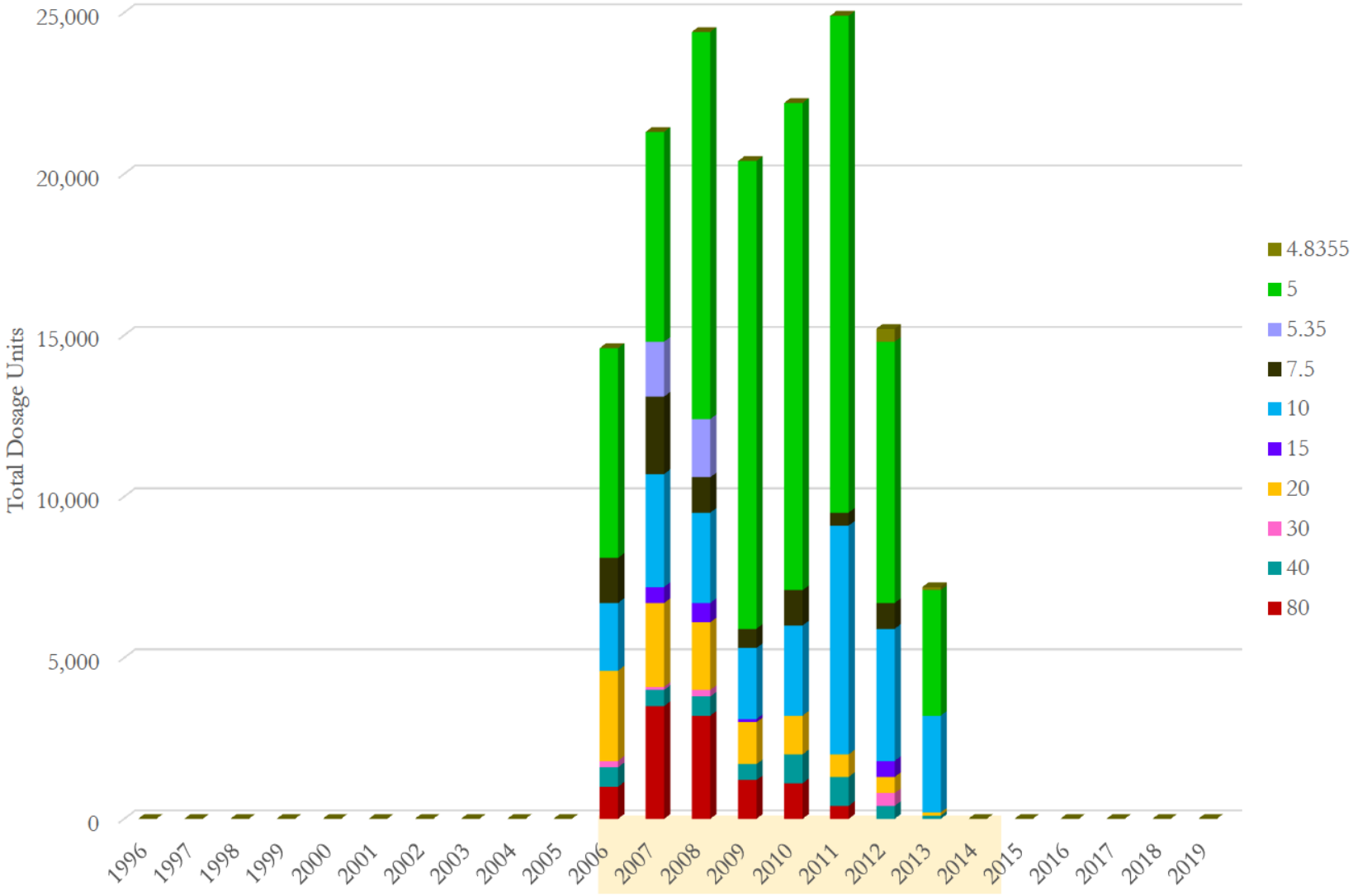

Data source: ARCOS (2006-2014) and Defendant Distribution Data (Walgreens 1/2006 - 3/2014)

Walgreens # 01241 (1/1996 to 12/2017)
DEA: AW1878719
1201 Taraval St
San Francisco, CA 94116

Walgreen Co Oxycodone Shipments to Walgreens # 01241, by Strength

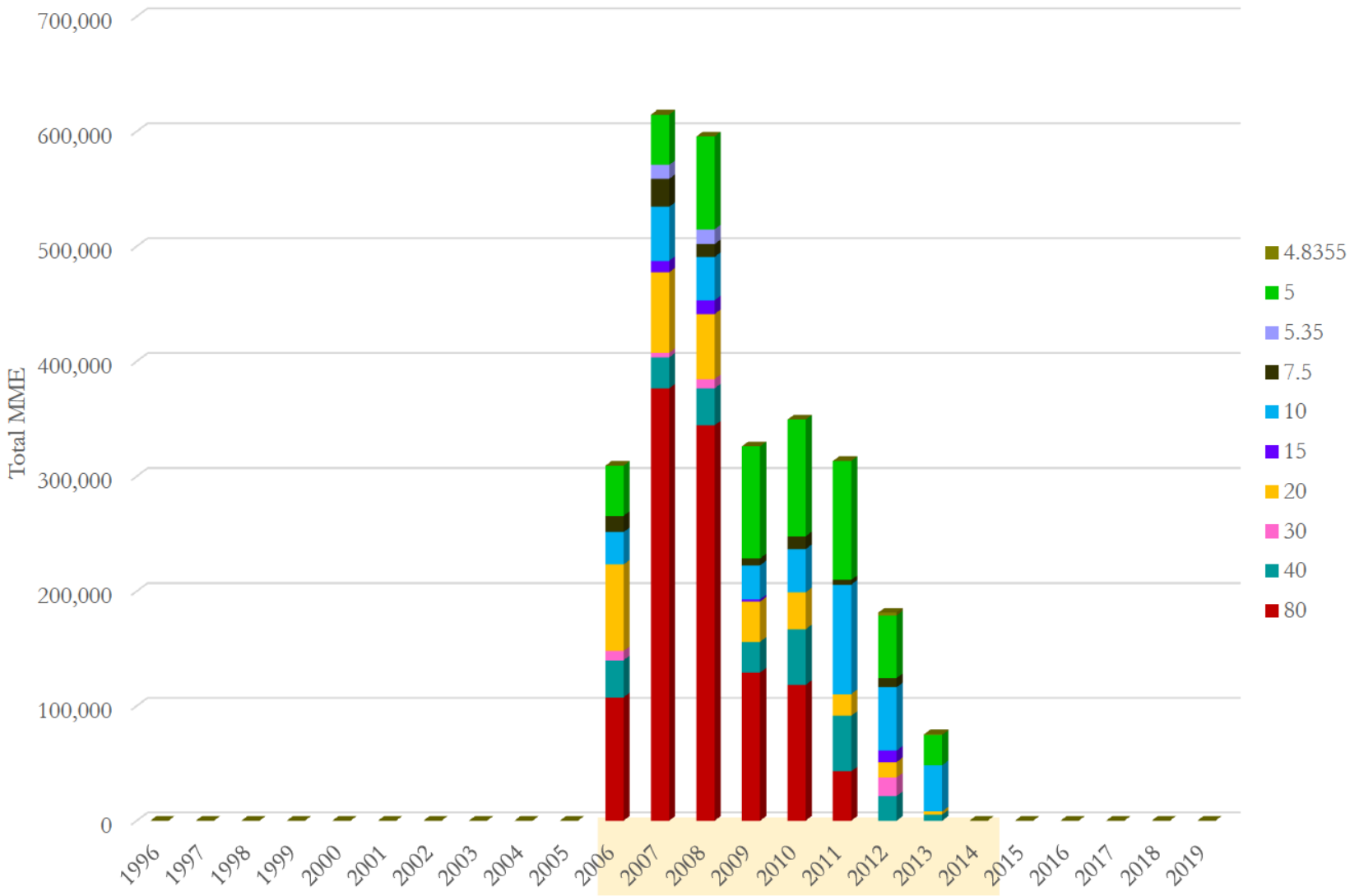

Data source: ARCOS (2006-2014) and Defendant Distribution Data (Walgreens 1/2006 - 3/2014)

Walgreens # 01241 (1/1996 to 12/2017)
DEA: AW1878719
1201 Taraval St
San Francisco, CA 94116

Walgreen Co Oxycodone Shipments to Walgreens # 01241, by Strength

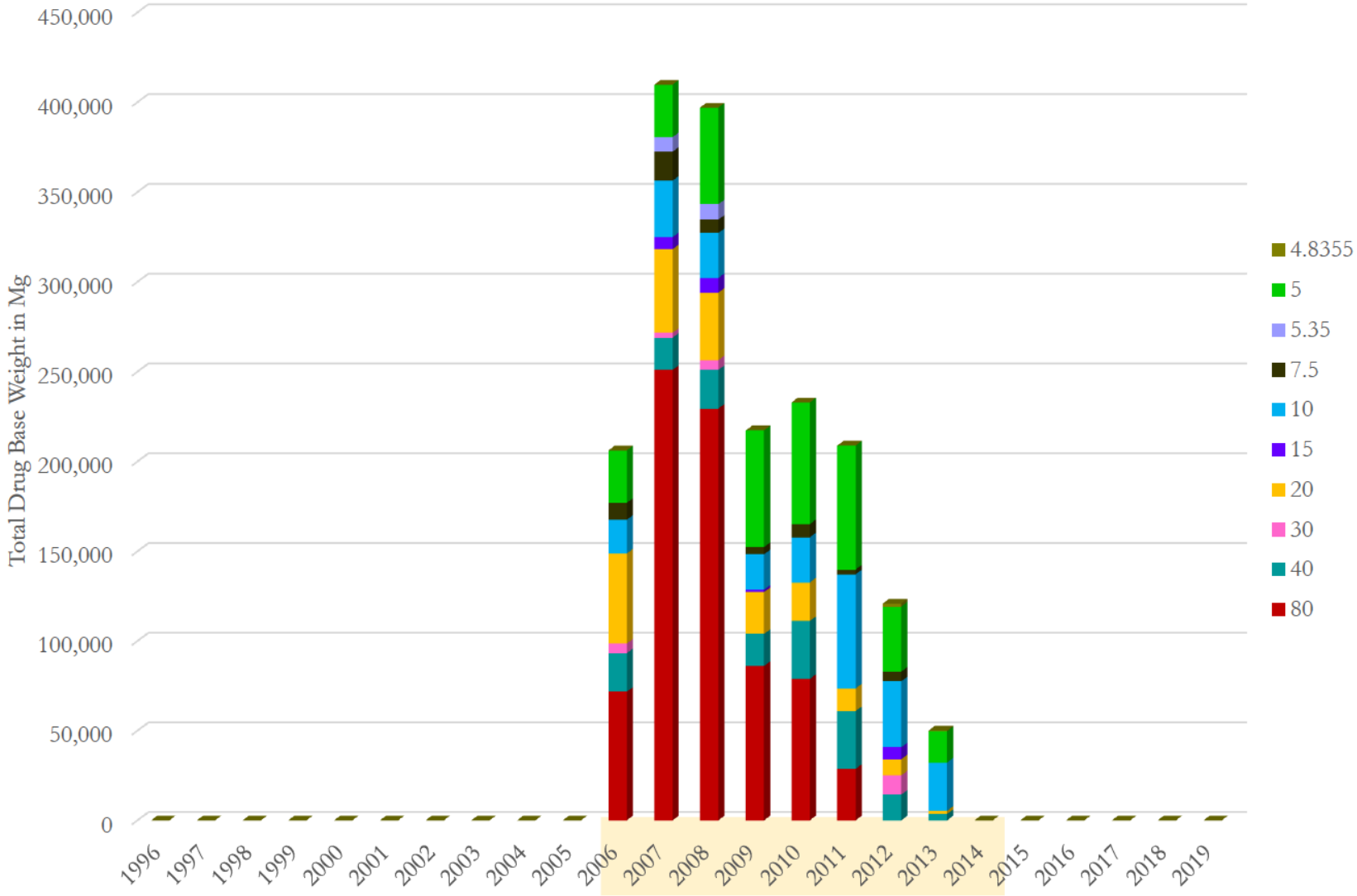

Data source: ARCOS (2006-2014) and Defendant Distribution Data (Walgreens 1/2006 - 3/2014)

Walgreens # 01241 (1/1996 to 12/2017)
DEA: AW1878719
1201 Taraval St
San Francisco, CA 94116

Walgreen Co Oxycodone Shipments to Walgreens # 01241, by Strength
(Total Dosage Units)

Strength Year\	80	40	30	20	15	10	7.5	5.35	5	4.8355	Total	Avg. Str
1996	0	0	0	0	0	0	0	0	0	0	**0**	
1997	0	0	0	0	0	0	0	0	0	0	**0**	
1998	0	0	0	0	0	0	0	0	0	0	**0**	
1999	0	0	0	0	0	0	0	0	0	0	**0**	
2000	0	0	0	0	0	0	0	0	0	0	**0**	
2001	0	0	0	0	0	0	0	0	0	0	**0**	
2002	0	0	0	0	0	0	0	0	0	0	**0**	
2003	0	0	0	0	0	0	0	0	0	0	**0**	
2004	0	0	0	0	0	0	0	0	0	0	**0**	
2005	0	0	0	0	0	0	0	0	0	0	**0**	
2006	1,000	600	200	2,800	0	2,100	1,400	0	6,500	0	**14,600**	15.75
2007	3,500	500	100	2,600	500	3,500	2,400	1,700	6,500	0	**21,300**	21.46
2008	3,200	600	200	2,100	600	2,800	1,100	1,800	12,000	0	**24,400**	18.15
2009	1,200	500	0	1,300	100	2,200	600	0	14,500	0	**20,400**	11.89
2010	1,100	900	0	1,200	0	2,800	1,100	0	15,100	0	**22,200**	11.70
2011	400	900	0	700	0	7,100	400	0	15,400	0	**24,900**	9.36
2012	0	400	400	500	500	4,100	800	0	8,100	400	**15,200**	8.88
2013	0	100	0	100	0	3,000	0	0	3,900	100	**7,200**	7.78
2014	0	0	0	0	0	0	0	0	0	0	**0**	
2015	0	0	0	0	0	0	0	0	0	0	**0**	
2016	0	0	0	0	0	0	0	0	0	0	**0**	
2017	0	0	0	0	0	0	0	0	0	0	**0**	
2018	0	0	0	0	0	0	0	0	0	0	**0**	
2019	0	0	0	0	0	0	0	0	0	0	**0**	
Total	**10,400**	**4,500**	**900**	**11,300**	**1,700**	**27,600**	**7,800**	**3,500**	**82,000**	**500**	**150,200**	13.69

Data source: ARCOS (2006-2014) and Defendant Distribution Data (Walgreens 1/2006 - 3/2014)

Walgreens # 01241 (1/1996 to 12/2017)
DEA: AW1878719
1201 Taraval St
San Francisco, CA 94116

Walgreen Co Oxycodone Shipments to Walgreens # 01241, by Strength (Total MME)

Strength Year\	80	40	30	20	15	10	7.5	5.35	5	4.8355	Total	Avg. Str
1996	0	0	0	0	0	0	0	0	0	0	**0**	
1997	0	0	0	0	0	0	0	0	0	0	**0**	
1998	0	0	0	0	0	0	0	0	0	0	**0**	
1999	0	0	0	0	0	0	0	0	0	0	**0**	
2000	0	0	0	0	0	0	0	0	0	0	**0**	
2001	0	0	0	0	0	0	0	0	0	0	**0**	
2002	0	0	0	0	0	0	0	0	0	0	**0**	
2003	0	0	0	0	0	0	0	0	0	0	**0**	
2004	0	0	0	0	0	0	0	0	0	0	**0**	
2005	0	0	0	0	0	0	0	0	0	0	**0**	
2006	107,580	32,274	8,069	75,306	0	28,240	14,120	0	43,704	0	**309,293**	15.75
2007	376,530	26,895	4,034	69,927	10,086	47,066	24,206	12,229	43,704	0	**614,677**	21.46
2008	344,256	32,274	8,069	56,480	12,103	37,653	11,094	12,948	80,685	0	**595,561**	18.15
2009	129,096	26,895	0	34,964	2,017	29,585	6,051	0	97,494	0	**326,102**	11.89
2010	118,338	48,411	0	32,274	0	37,653	11,094	0	101,529	0	**349,299**	11.70
2011	43,032	48,411	0	18,827	0	95,477	4,034	0	103,546	0	**313,327**	9.36
2012	0	21,516	16,137	13,448	10,086	55,135	8,069	0	54,462	2,601	**181,453**	8.88
2013	0	5,379	0	2,690	0	40,343	0	0	26,223	650	**75,284**	7.78
2014	0	0	0	0	0	0	0	0	0	0	**0**	
2015	0	0	0	0	0	0	0	0	0	0	**0**	
2016	0	0	0	0	0	0	0	0	0	0	**0**	
2017	0	0	0	0	0	0	0	0	0	0	**0**	
2018	0	0	0	0	0	0	0	0	0	0	**0**	
2019	0	0	0	0	0	0	0	0	0	0	**0**	
Total	**1,118,832**	**242,055**	**36,308**	**303,914**	**34,291**	**371,151**	**78,668**	**25,178**	**551,348**	**3,251**	**2,764,995**	13.69

Data source: ARCOS (2006-2014) and Defendant Distribution Data (Walgreens 1/2006 - 3/2014)

Walgreens # 01241 (1/1996 to 12/2017)
DEA: AW1878719
1201 Taraval St
San Francisco, CA 94116

Walgreen Co Oxycodone Shipments to Walgreens # 01241, by Strength
(Total Drug Base Weight in Milligram)

Strength Year\	80	40	30	20	15	10	7.5	5.35	5	4.8355	Total	Avg. Str
1996	0	0	0	0	0	0	0	0	0	0	**0**	
1997	0	0	0	0	0	0	0	0	0	0	**0**	
1998	0	0	0	0	0	0	0	0	0	0	**0**	
1999	0	0	0	0	0	0	0	0	0	0	**0**	
2000	0	0	0	0	0	0	0	0	0	0	**0**	
2001	0	0	0	0	0	0	0	0	0	0	**0**	
2002	0	0	0	0	0	0	0	0	0	0	**0**	
2003	0	0	0	0	0	0	0	0	0	0	**0**	
2004	0	0	0	0	0	0	0	0	0	0	**0**	
2005	0	0	0	0	0	0	0	0	0	0	**0**	
2006	71,720	21,516	5,379	50,204	0	18,827	9,413	0	29,136	0	**206,195**	15.75
2007	251,020	17,930	2,690	46,618	6,724	31,378	16,137	8,153	29,136	0	**409,785**	21.46
2008	229,504	21,516	5,379	37,653	8,069	25,102	7,396	8,632	53,790	0	**397,041**	18.15
2009	86,064	17,930	0	23,309	1,345	19,723	4,034	0	64,996	0	**217,401**	11.89
2010	78,892	32,274	0	21,516	0	25,102	7,396	0	67,686	0	**232,866**	11.70
2011	28,688	32,274	0	12,551	0	63,652	2,690	0	69,031	0	**208,885**	9.36
2012	0	14,344	10,758	8,965	6,724	36,757	5,379	0	36,308	1,734	**120,969**	8.88
2013	0	3,586	0	1,793	0	26,895	0	0	17,482	434	**50,189**	7.78
2014	0	0	0	0	0	0	0	0	0	0	**0**	
2015	0	0	0	0	0	0	0	0	0	0	**0**	
2016	0	0	0	0	0	0	0	0	0	0	**0**	
2017	0	0	0	0	0	0	0	0	0	0	**0**	
2018	0	0	0	0	0	0	0	0	0	0	**0**	
2019	0	0	0	0	0	0	0	0	0	0	**0**	
Total	**745,888**	**161,370**	**24,206**	**202,609**	**22,861**	**247,434**	**52,445**	**16,785**	**367,565**	**2,168**	**1,843,330**	13.69

Data source: ARCOS (2006-2014) and Defendant Distribution Data (Walgreens 1/2006 - 3/2014)

Walgreens # 01241 (1/1996 to 12/2017)
DEA: AW1878719
1201 Taraval St
San Francisco, CA 94116

Anda, Inc Hydrocodone Shipments to Walgreens # 01241

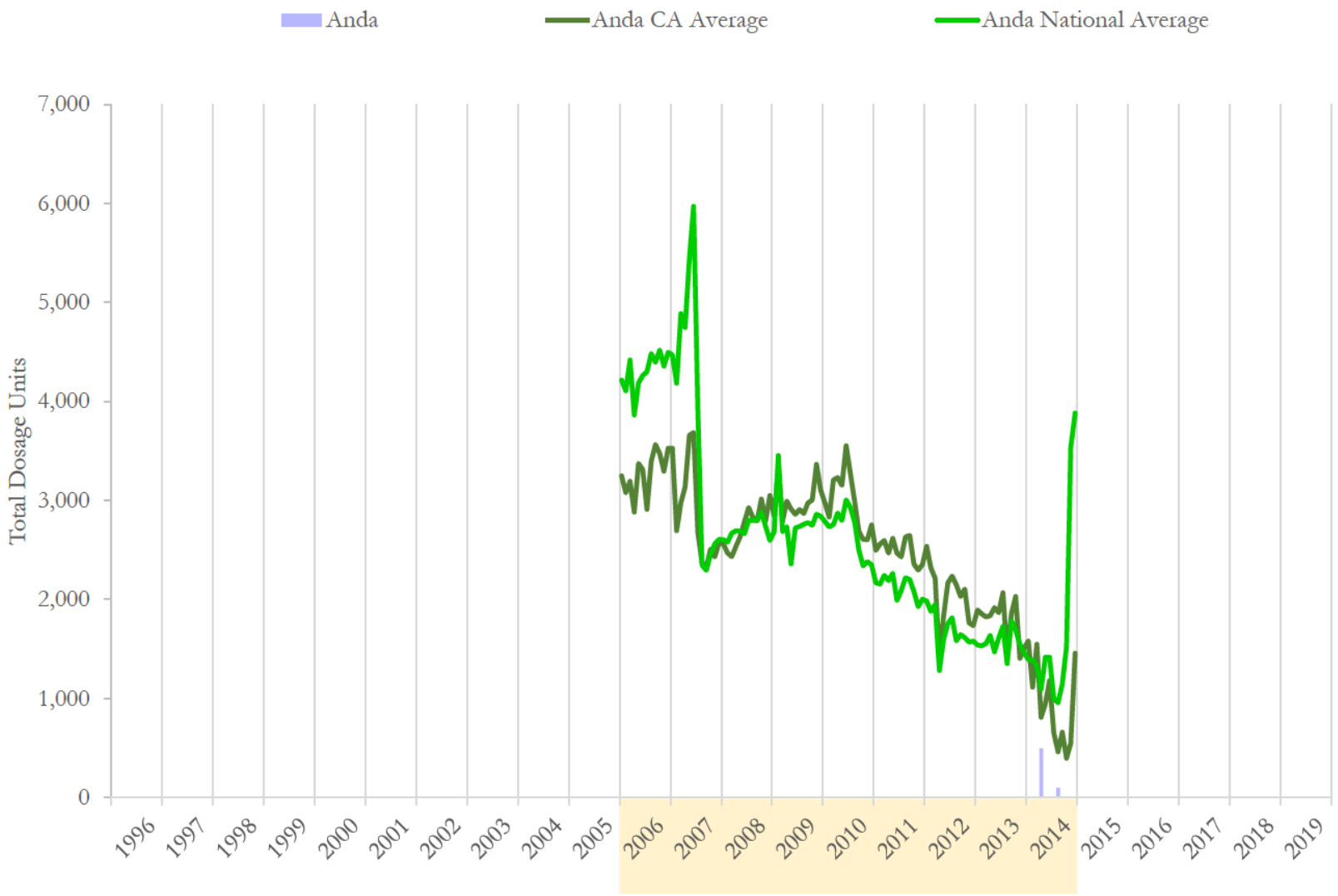

National and state averages reflect hydrocodone shipped from Anda, Inc to all active pharmacies each month.
Data source: ARCOS (2006-2014) and Defendant Distribution Data (Anda 12/1996 - 1/2015)

Walgreens # 01241 (1/1996 to 12/2017)
DEA: AW1878719
1201 Taraval St
San Francisco, CA 94116

Anda, Inc Hydrocodone Shipments to Walgreens # 01241

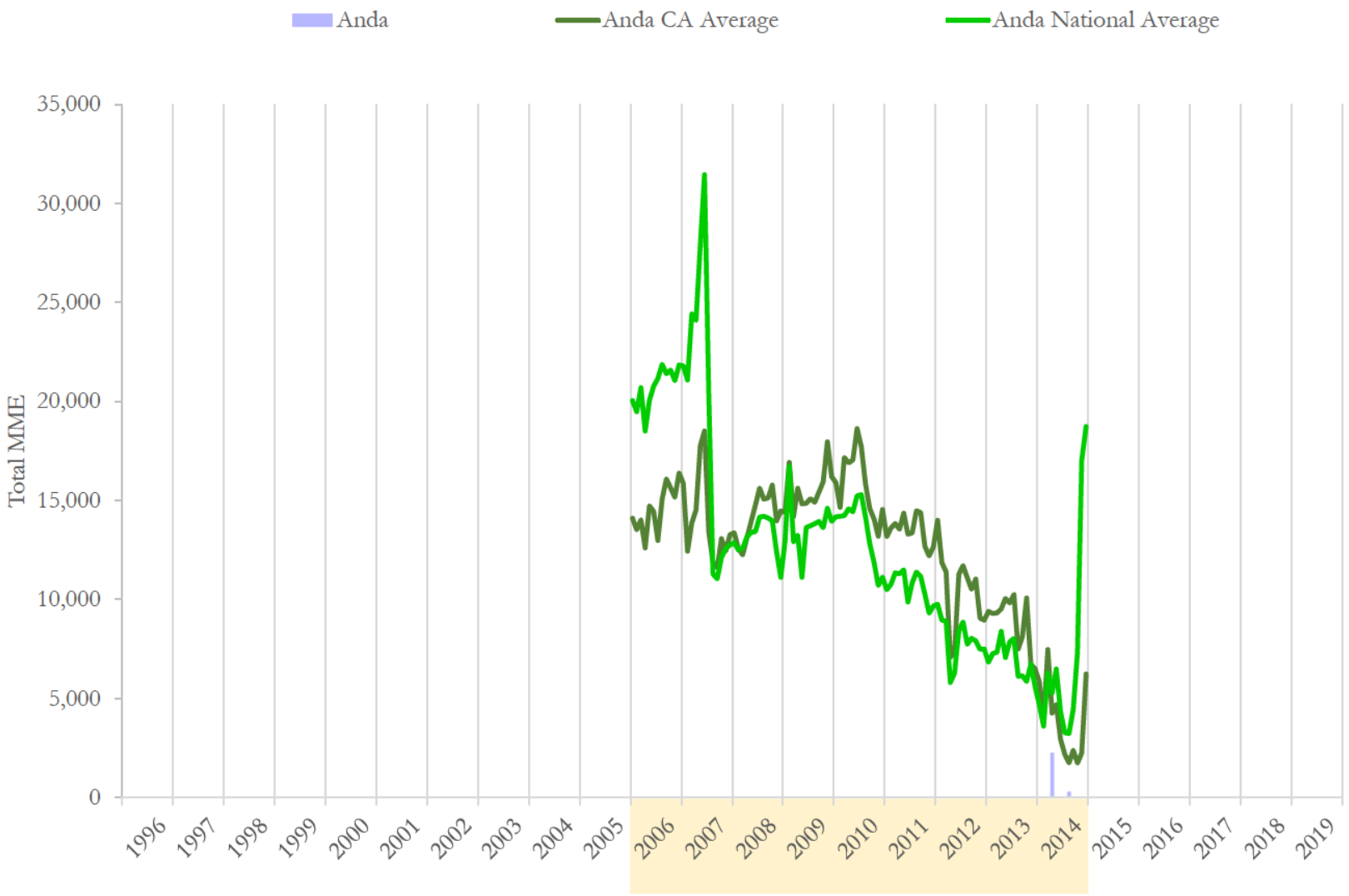

National and state averages reflect hydrocodone shipped from Anda, Inc to all active pharmacies each month.
Data source: ARCOS (2006-2014) and Defendant Distribution Data (Anda 12/1996 - 1/2015)

Walgreens # 01241 (1/1996 to 12/2017)
DEA: AW1878719
1201 Taraval St
San Francisco, CA 94116

Anda, Inc Hydrocodone Shipments to Walgreens # 01241

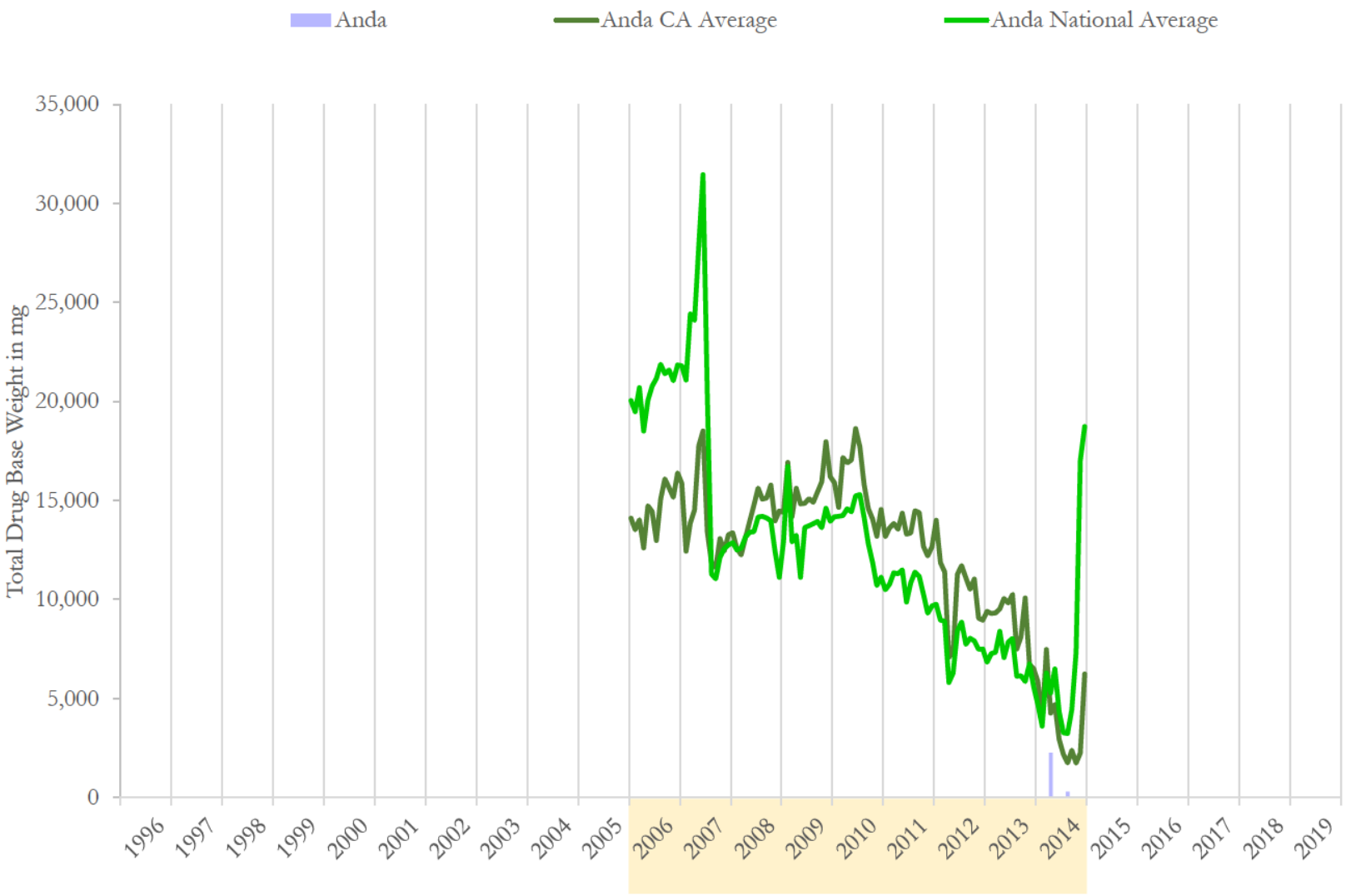

National and state averages reflect hydrocodone shipped from Anda, Inc to all active pharmacies each month.
Data source: ARCOS (2006-2014) and Defendant Distribution Data (Anda 12/1996 - 1/2015)

Anda, Inc Hydrocodone Shipments to Walgreens # 01241

	Dosage Units		MME		Drug Base Weight in mg	
Date	Anda	% Change	Anda	% Change	Anda	% Change
01/2014	0	n/a	0	n/a	0	n/a
02/2014	0	n/a	0	n/a	0	n/a
03/2014	0	n/a	0	n/a	0	n/a
04/2014	500	n/a	2,270	n/a	2,270	n/a
05/2014	0	-100.0%	0	-100.0%	0	-100.0%
06/2014	0	n/a	0	n/a	0	n/a
07/2014	0	n/a	0	n/a	0	n/a
08/2014	100	n/a	303	n/a	303	n/a
09/2014	0	-100.0%	0	-100.0%	0	-100.0%
10/2014	0	n/a	0	n/a	0	n/a
11/2014	0	n/a	0	n/a	0	n/a
12/2014	0	n/a	0	n/a	0	n/a
01/2015	0	n/a	0	n/a	0	n/a
02/2015	0	n/a	0	n/a	0	n/a
03/2015	0	n/a	0	n/a	0	n/a
04/2015	0	n/a	0	n/a	0	n/a
05/2015	0	n/a	0	n/a	0	n/a
06/2015	0	n/a	0	n/a	0	n/a
07/2015	0	n/a	0	n/a	0	n/a
08/2015	0	n/a	0	n/a	0	n/a
09/2015	0	n/a	0	n/a	0	n/a
10/2015	0	n/a	0	n/a	0	n/a
11/2015	0	n/a	0	n/a	0	n/a
12/2015	0	n/a	0	n/a	0	n/a

Data source: ARCOS (2006-2014) and Defendant Distribution Data (Anda 12/1996 - 1/2015)

Walgreens # 01241 (1/1996 to 12/2017)
DEA: AW1878719
1201 Taraval St
San Francisco, CA 94116

Anda, Inc Hydrocodone Shipments to Walgreens # 01241

	Dosage Units		MME		Drug Base Weight in mg	
Date	**Anda**	**% Change**	**Anda**	**% Change**	**Anda**	**% Change**
1996	0		0		0	
1997	0	n/a	0	n/a	0	n/a
1998	0	n/a	0	n/a	0	n/a
1999	0	n/a	0	n/a	0	n/a
2000	0	n/a	0	n/a	0	n/a
2001	0	n/a	0	n/a	0	n/a
2002	0	n/a	0	n/a	0	n/a
2003	0	n/a	0	n/a	0	n/a
2004	0	n/a	0	n/a	0	n/a
2005	0	n/a	0	n/a	0	n/a
2006	0	n/a	0	n/a	0	n/a
2007	0	n/a	0	n/a	0	n/a
2008	0	n/a	0	n/a	0	n/a
2009	0	n/a	0	n/a	0	n/a
2010	0	n/a	0	n/a	0	n/a
2011	0	n/a	0	n/a	0	n/a
2012	0	n/a	0	n/a	0	n/a
2013	0	n/a	0	n/a	0	n/a
2014	600	n/a	2,573	n/a	2,573	n/a
2015	0	-100.0%	0	-100.0%	0	-100.0%
2016	0	n/a	0	n/a	0	n/a
2017	0	n/a	0	n/a	0	n/a
2018	0	n/a	0	n/a	0	n/a
2019	0	n/a	0	n/a	0	n/a
Total	**600**		**2,573**		**2,573**	

Data source: ARCOS (2006-2014) and Defendant Distribution Data (Anda 12/1996 - 1/2015)

Walgreens # 01241 (1/1996 to 12/2017)
DEA: AW1878719
1201 Taraval St
San Francisco, CA 94116

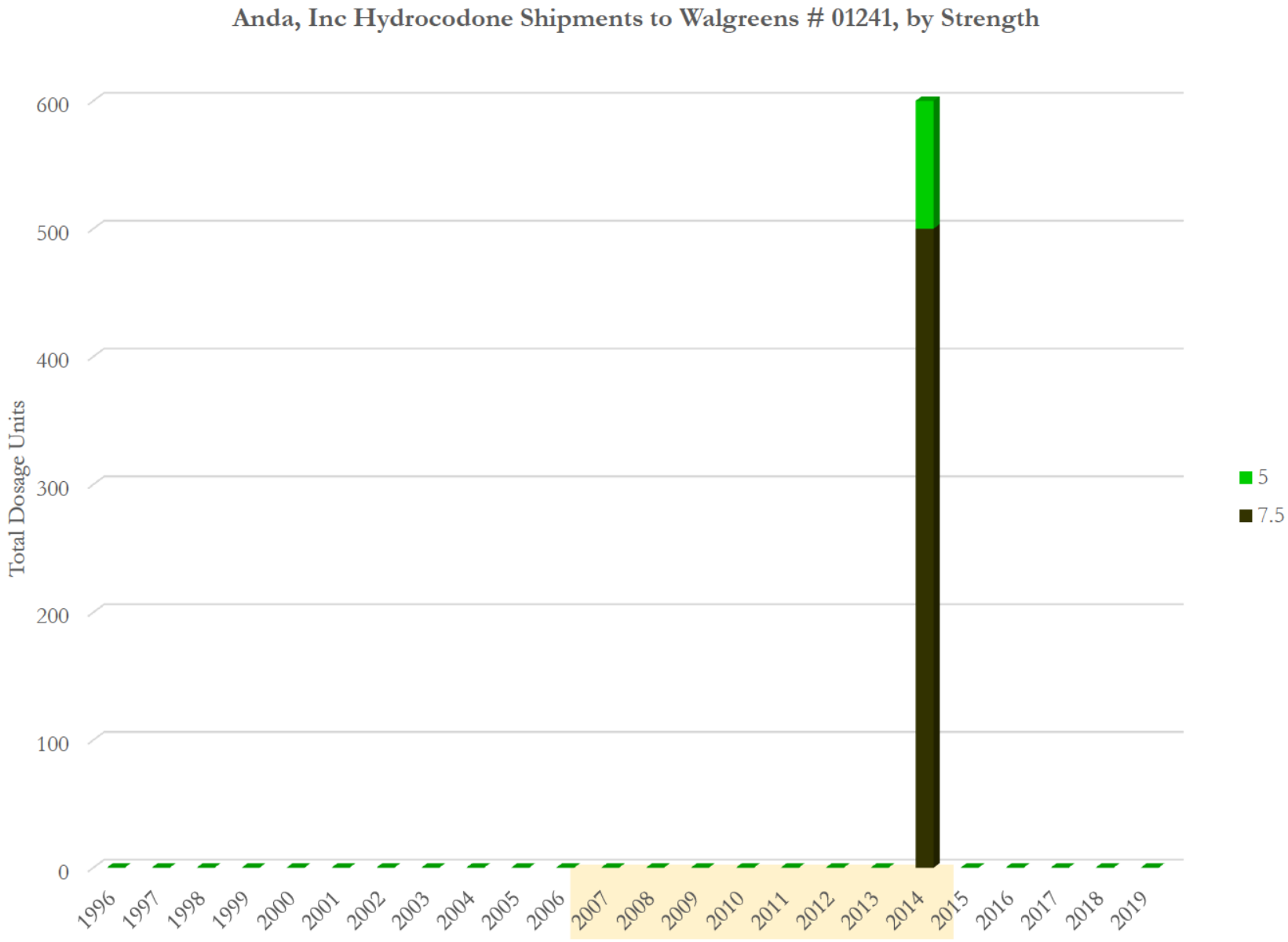

Data source: ARCOS (2006-2014) and Defendant Distribution Data (Anda 12/1996 - 1/2015)

Walgreens # 01241 (1/1996 to 12/2017)
DEA: AW1878719
1201 Taraval St
San Francisco, CA 94116

Anda, Inc Hydrocodone Shipments to Walgreens # 01241, by Strength

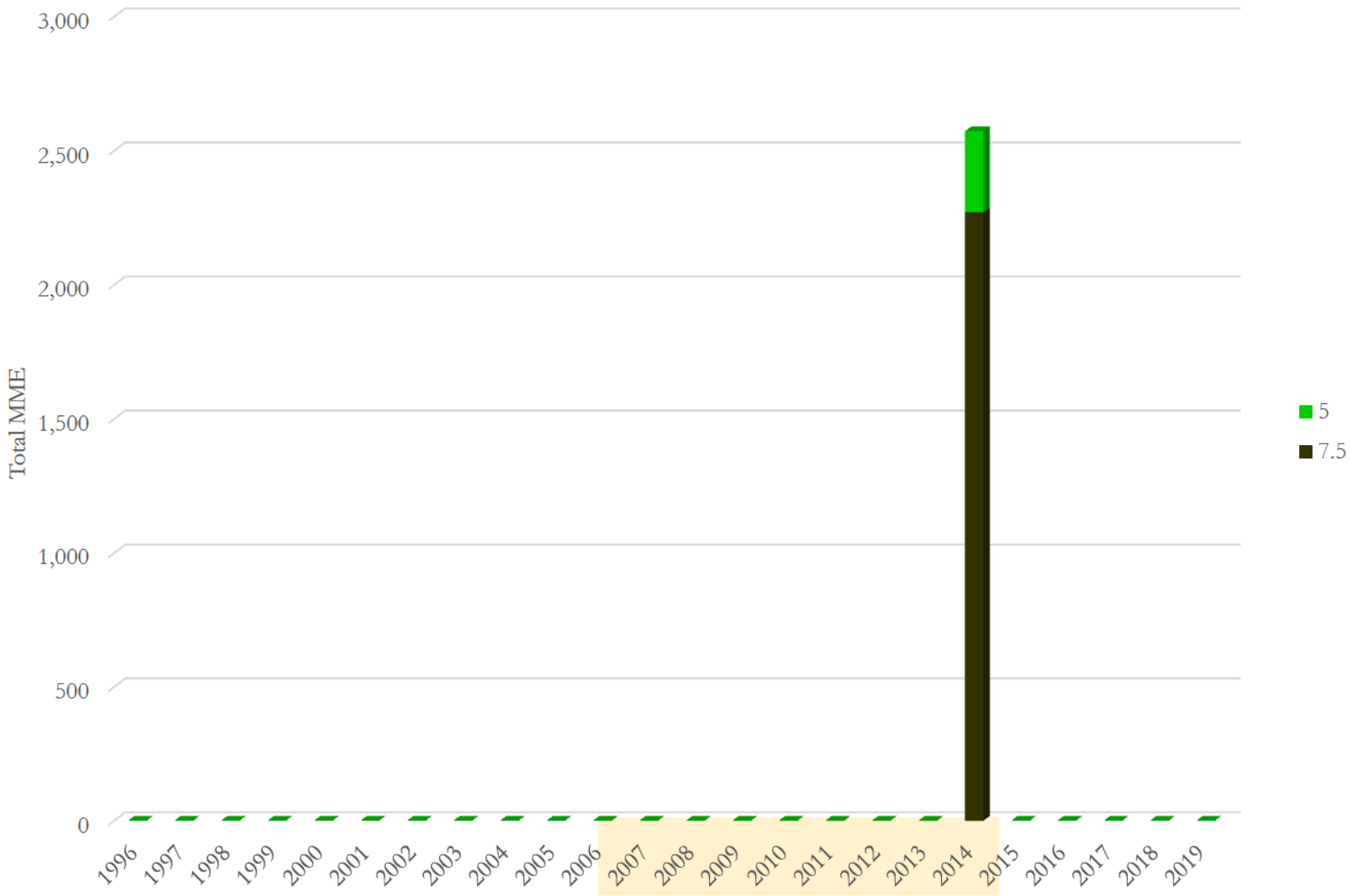

Data source: ARCOS (2006-2014) and Defendant Distribution Data (Anda 12/1996 - 1/2015)

Walgreens # 01241 (1/1996 to 12/2017)
DEA: AW1878719
1201 Taraval St
San Francisco, CA 94116

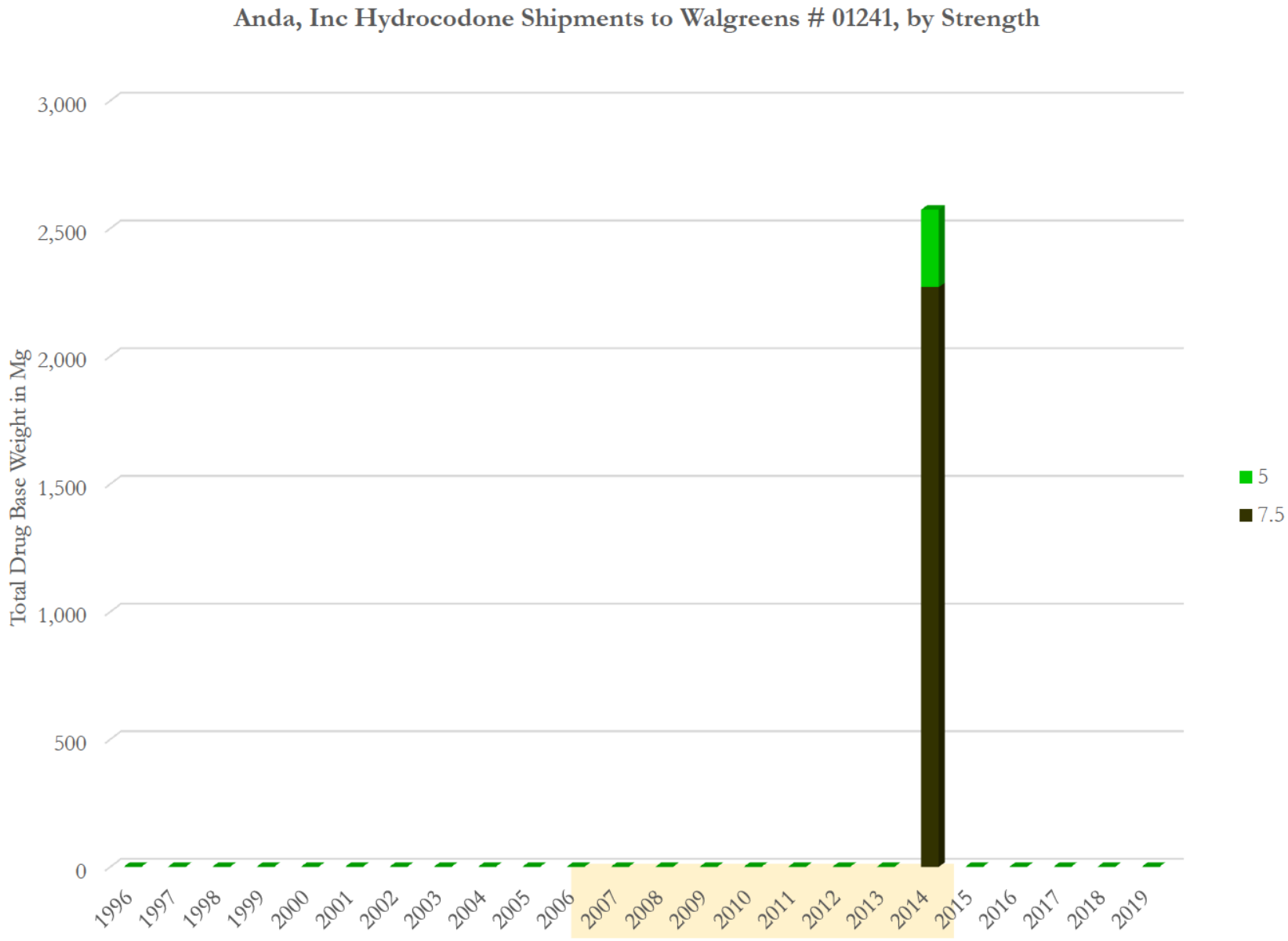

Data source: ARCOS (2006-2014) and Defendant Distribution Data (Anda 12/1996 - 1/2015)

Anda, Inc Hydrocodone Shipments to Walgreens # 01241, by Strength
(Total Dosage Units)

Strength Year\	7.5	5	Total	Avg. Str
1996	0	0	**0**	
1997	0	0	**0**	
1998	0	0	**0**	
1999	0	0	**0**	
2000	0	0	**0**	
2001	0	0	**0**	
2002	0	0	**0**	
2003	0	0	**0**	
2004	0	0	**0**	
2005	0	0	**0**	
2006	0	0	**0**	
2007	0	0	**0**	
2008	0	0	**0**	
2009	0	0	**0**	
2010	0	0	**0**	
2011	0	0	**0**	
2012	0	0	**0**	
2013	0	0	**0**	
2014	500	100	**600**	7.08
2015	0	0	**0**	
2016	0	0	**0**	
2017	0	0	**0**	
2018	0	0	**0**	
2019	0	0	**0**	
Total	**500**	**100**	**600**	7.08

Data source: ARCOS (2006-2014) and Defendant Distribution Data (Anda 12/1996 - 1/2015)

Anda, Inc Hydrocodone Shipments to Walgreens # 01241, by Strength
(Total MME)

Strength Year\	7.5	5	Total	Avg. Str
1996	0	0	**0**	
1997	0	0	**0**	
1998	0	0	**0**	
1999	0	0	**0**	
2000	0	0	**0**	
2001	0	0	**0**	
2002	0	0	**0**	
2003	0	0	**0**	
2004	0	0	**0**	
2005	0	0	**0**	
2006	0	0	**0**	
2007	0	0	**0**	
2008	0	0	**0**	
2009	0	0	**0**	
2010	0	0	**0**	
2011	0	0	**0**	
2012	0	0	**0**	
2013	0	0	**0**	
2014	2,270	303	**2,573**	7.08
2015	0	0	**0**	
2016	0	0	**0**	
2017	0	0	**0**	
2018	0	0	**0**	
2019	0	0	**0**	
Total	**2,270**	**303**	**2,573**	7.08

Data source: ARCOS (2006-2014) and Defendant Distribution Data (Anda 12/1996 - 1/2015)

Anda, Inc Hydrocodone Shipments to Walgreens # 01241, by Strength
(Total Drug Base Weight in Milligram)

Strength Year\	7.5	5	Total	Avg. Str
1996	0	0	**0**	
1997	0	0	**0**	
1998	0	0	**0**	
1999	0	0	**0**	
2000	0	0	**0**	
2001	0	0	**0**	
2002	0	0	**0**	
2003	0	0	**0**	
2004	0	0	**0**	
2005	0	0	**0**	
2006	0	0	**0**	
2007	0	0	**0**	
2008	0	0	**0**	
2009	0	0	**0**	
2010	0	0	**0**	
2011	0	0	**0**	
2012	0	0	**0**	
2013	0	0	**0**	
2014	2,270	303	**2,573**	7.08
2015	0	0	**0**	
2016	0	0	**0**	
2017	0	0	**0**	
2018	0	0	**0**	
2019	0	0	**0**	
Total	**2,270**	**303**	**2,573**	7.08

Data source: ARCOS (2006-2014) and Defendant Distribution Data (Anda 12/1996 - 1/2015)

Walgreens # 01241 (1/1996 to 12/2017)
DEA: AW1878719
1201 Taraval St
San Francisco, CA 94116

Walgreen Co Hydrocodone Shipments to Walgreens # 01241

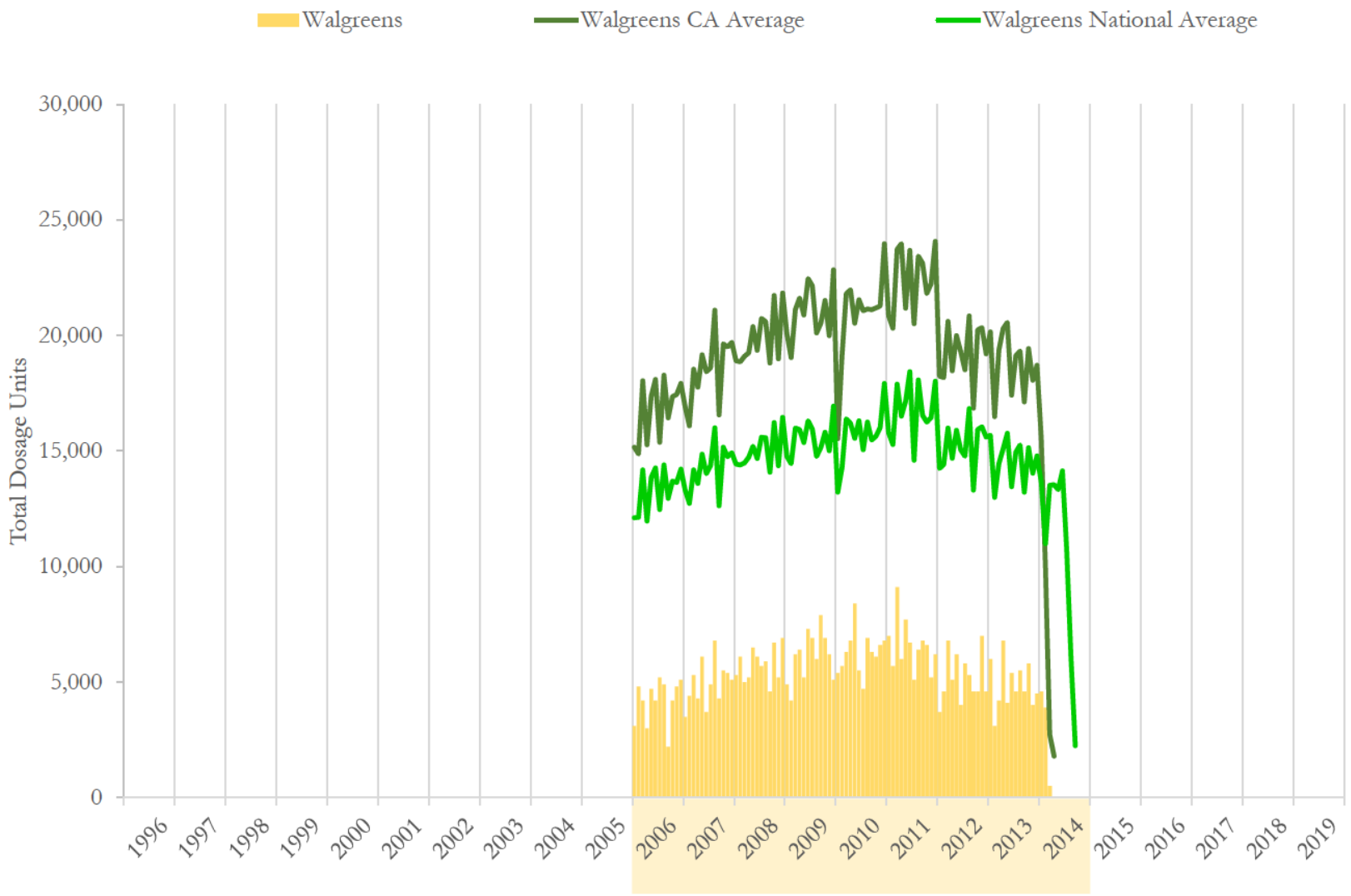

National and state averages reflect hydrocodone shipped from Walgreen Co to all active pharmacies each month.
Data source: ARCOS (2006-2014) and Defendant Distribution Data (Walgreens 1/2006 - 3/2014)

Walgreens # 01241 (1/1996 to 12/2017)
DEA: AW1878719
1201 Taraval St
San Francisco, CA 94116

Walgreen Co Hydrocodone Shipments to Walgreens # 01241

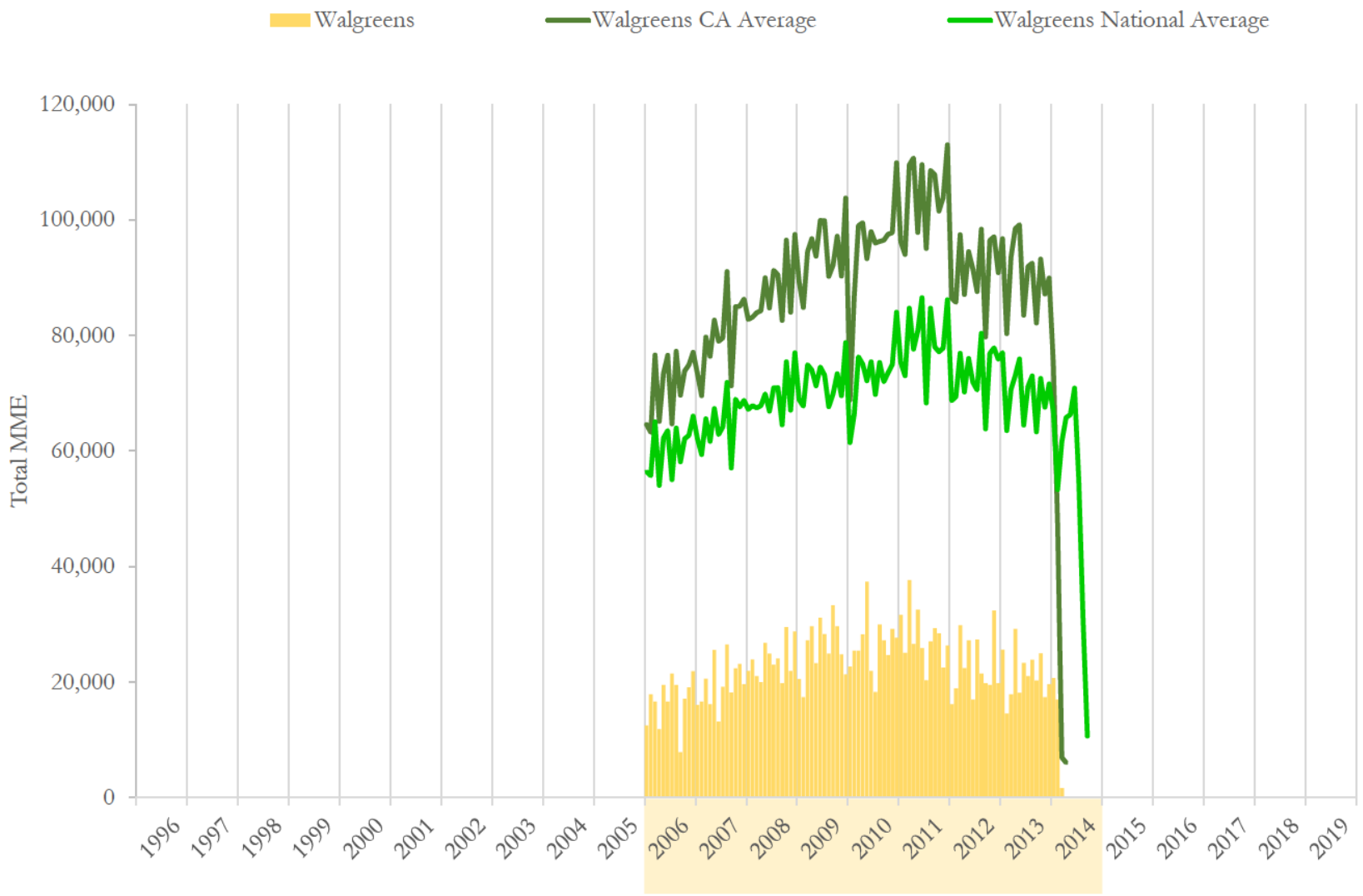

National and state averages reflect hydrocodone shipped from Walgreen Co to all active pharmacies each month.
Data source: ARCOS (2006-2014) and Defendant Distribution Data (Walgreens 1/2006 - 3/2014)

Walgreens # 01241 (1/1996 to 12/2017)
DEA: AW1878719
1201 Taraval St
San Francisco, CA 94116

Walgreen Co Hydrocodone Shipments to Walgreens # 01241

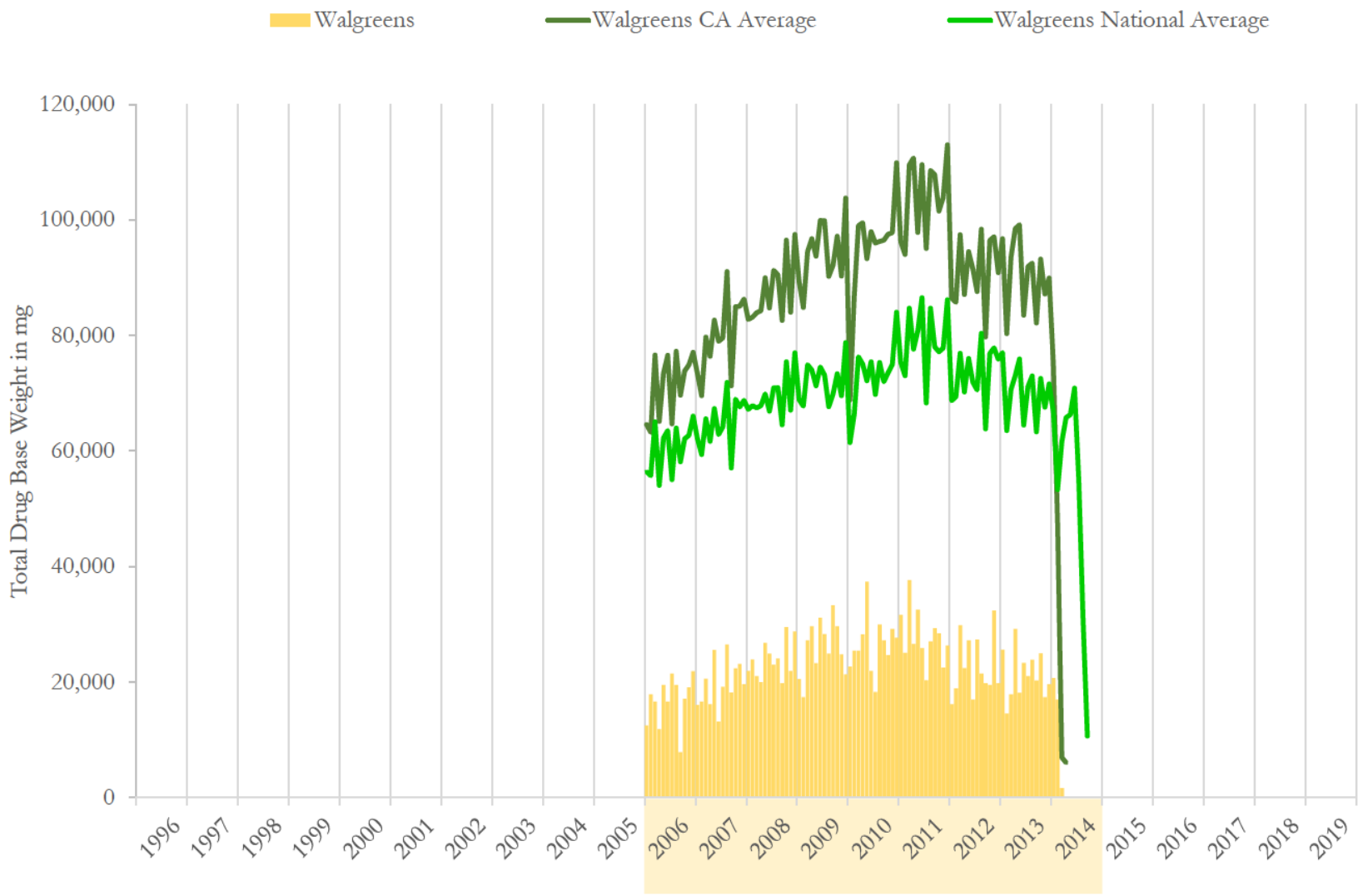

National and state averages reflect hydrocodone shipped from Walgreen Co to all active pharmacies each month.
Data source: ARCOS (2006-2014) and Defendant Distribution Data (Walgreens 1/2006 - 3/2014)

Walgreens # 01241 (1/1996 to 12/2017)
DEA: AW1878719
1201 Taraval St
San Francisco, CA 94116

Walgreen Co Hydrocodone Shipments to Walgreens # 01241

	Dosage Units		MME		Drug Base Weight in mg	
Date	Walgreens	% Change	Walgreens	% Change	Walgreens	% Change
01/2006	3,100	n/a	12,489	n/a	12,489	n/a
02/2006	4,800	54.8%	17,851	42.9%	17,851	42.9%
03/2006	4,200	-12.5%	16,632	-6.8%	16,632	-6.8%
04/2006	3,000	-28.6%	11,883	-28.6%	11,883	-28.6%
05/2006	4,700	56.7%	19,516	64.2%	19,516	64.2%
06/2006	4,200	-10.6%	16,616	-14.9%	16,616	-14.9%
07/2006	5,200	23.8%	21,492	29.3%	21,492	29.3%
08/2006	4,900	-5.8%	19,524	-9.2%	19,524	-9.2%
09/2006	2,200	-55.1%	7,870	-59.7%	7,870	-59.7%
10/2006	4,200	90.9%	17,103	117.3%	17,103	117.3%
11/2006	4,800	14.3%	19,070	11.5%	19,070	11.5%
12/2006	5,100	6.3%	21,881	14.7%	21,881	14.7%
01/2007	3,500	-31.4%	16,027	-26.8%	16,027	-26.8%
02/2007	4,400	25.7%	16,632	3.8%	16,632	3.8%
03/2007	5,300	20.5%	20,584	23.8%	20,584	23.8%
04/2007	4,300	-18.9%	16,178	-21.4%	16,178	-21.4%
05/2007	6,100	41.9%	25,546	57.9%	25,546	57.9%
06/2007	3,700	-39.3%	13,151	-48.5%	13,151	-48.5%
07/2007	4,900	32.4%	19,181	45.8%	19,181	45.8%
08/2007	6,800	38.8%	26,486	38.1%	26,486	38.1%
09/2007	4,300	-36.8%	18,162	-31.4%	18,162	-31.4%
10/2007	5,500	27.9%	22,351	23.1%	22,351	23.1%
11/2007	5,400	-1.8%	23,124	3.5%	23,124	3.5%
12/2007	5,100	-5.6%	19,651	-15.0%	19,651	-15.0%

Data source: ARCOS (2006-2014) and Defendant Distribution Data (Walgreens 1/2006 - 3/2014)

Walgreen Co Hydrocodone Shipments to Walgreens # 01241

	Dosage Units		MME		Drug Base Weight in mg	
Date	Walgreens	% Change	Walgreens	% Change	Walgreens	% Change
01/2008	5,300	3.9%	21,913	11.5%	21,913	11.5%
02/2008	6,100	15.1%	23,897	9.1%	23,897	9.1%
03/2008	5,000	-18.0%	21,005	-12.1%	21,005	-12.1%
04/2008	5,200	4.0%	19,978	-4.9%	19,978	-4.9%
05/2008	6,500	25.0%	26,773	34.0%	26,773	34.0%
06/2008	6,100	-6.2%	24,948	-6.8%	24,948	-6.8%
07/2008	5,700	-6.6%	22,989	-7.9%	22,989	-7.9%
08/2008	5,900	3.5%	24,065	4.7%	24,065	4.7%
09/2008	4,600	-22.0%	19,827	-17.6%	19,827	-17.6%
10/2008	6,700	45.7%	29,497	48.8%	29,497	48.8%
11/2008	5,200	-22.4%	21,946	-25.6%	21,946	-25.6%
12/2008	6,900	32.7%	28,748	31.0%	28,748	31.0%
01/2009	4,900	-29.0%	20,551	-28.5%	20,551	-28.5%
02/2009	4,200	-14.3%	17,405	-15.3%	17,405	-15.3%
03/2009	6,200	47.6%	27,235	56.5%	27,235	56.5%
04/2009	6,400	3.2%	29,640	8.8%	29,640	8.8%
05/2009	5,200	-18.8%	23,243	-21.6%	23,243	-21.6%
06/2009	7,300	40.4%	31,129	33.9%	31,129	33.9%
07/2009	6,900	-5.5%	28,302	-9.1%	28,302	-9.1%
08/2009	6,000	-13.0%	24,957	-11.8%	24,957	-11.8%
09/2009	7,900	31.7%	33,297	33.4%	33,297	33.4%
10/2009	6,900	-12.7%	29,656	-10.9%	29,656	-10.9%
11/2009	6,200	-10.1%	24,821	-16.3%	24,821	-16.3%
12/2009	5,100	-17.7%	21,340	-14.0%	21,340	-14.0%

Data source: ARCOS (2006-2014) and Defendant Distribution Data (Walgreens 1/2006 - 3/2014)

Walgreens # 01241 (1/1996 to 12/2017)
DEA: AW1878719
1201 Taraval St
San Francisco, CA 94116

Walgreen Co Hydrocodone Shipments to Walgreens # 01241

	Dosage Units		MME		Drug Base Weight in mg	
Date	Walgreens	% Change	Walgreens	% Change	Walgreens	% Change
01/2010	5,400	5.9%	22,703	6.4%	22,703	6.4%
02/2010	5,700	5.6%	25,402	11.9%	25,402	11.9%
03/2010	6,300	10.5%	25,419	0.1%	25,419	0.1%
04/2010	6,800	7.9%	28,286	11.3%	28,286	11.3%
05/2010	8,400	23.5%	37,375	32.1%	37,375	32.1%
06/2010	5,500	-34.5%	21,946	-41.3%	21,946	-41.3%
07/2010	4,700	-14.5%	18,305	-16.6%	18,305	-16.6%
08/2010	6,900	46.8%	29,967	63.7%	29,967	63.7%
09/2010	6,300	-8.7%	27,227	-9.1%	27,227	-9.1%
10/2010	6,100	-3.2%	24,670	-9.4%	24,670	-9.4%
11/2010	6,600	8.2%	29,194	18.3%	29,194	18.3%
12/2010	6,800	3.0%	27,681	-5.2%	27,681	-5.2%
01/2011	7,000	2.9%	31,624	14.2%	31,624	14.2%
02/2011	5,700	-18.6%	25,092	-20.7%	25,092	-20.7%
03/2011	9,100	59.6%	37,678	50.2%	37,678	50.2%
04/2011	6,000	-34.1%	26,581	-29.5%	26,581	-29.5%
05/2011	7,700	28.3%	32,524	22.4%	32,524	22.4%
06/2011	6,700	-13.0%	25,873	-20.5%	25,873	-20.5%
07/2011	5,100	-23.9%	20,273	-21.6%	20,273	-21.6%
08/2011	6,400	25.5%	27,067	33.5%	27,067	33.5%
09/2011	6,800	6.3%	29,346	8.4%	29,346	8.4%
10/2011	6,600	-2.9%	28,454	-3.0%	28,454	-3.0%
11/2011	5,200	-21.2%	22,527	-20.8%	22,527	-20.8%
12/2011	6,200	19.2%	26,335	16.9%	26,335	16.9%

Data source: ARCOS (2006-2014) and Defendant Distribution Data (Walgreens 1/2006 - 3/2014)

Walgreen Co Hydrocodone Shipments to Walgreens # 01241

	Dosage Units		MME		Drug Base Weight in mg	
Date	Walgreens	% Change	Walgreens	% Change	Walgreens	% Change
01/2012	3,700	-40.3%	16,194	-38.5%	16,194	-38.5%
02/2012	4,600	24.3%	18,919	16.8%	18,919	16.8%
03/2012	6,800	47.8%	29,816	57.6%	29,816	57.6%
04/2012	5,100	-25.0%	22,400	-24.9%	22,400	-24.9%
05/2012	6,200	21.6%	27,211	21.5%	27,211	21.5%
06/2012	4,000	-35.5%	16,951	-37.7%	16,951	-37.7%
07/2012	5,800	45.0%	27,346	61.3%	27,346	61.3%
08/2012	5,300	-8.6%	21,492	-21.4%	21,492	-21.4%
09/2012	4,600	-13.2%	19,827	-7.7%	19,827	-7.7%
10/2012	4,600	0.0%	19,524	-1.5%	19,524	-1.5%
11/2012	7,000	52.2%	32,389	65.9%	32,389	65.9%
12/2012	4,600	-34.3%	19,827	-38.8%	19,827	-38.8%
01/2013	6,000	30.4%	25,578	29.0%	25,578	29.0%
02/2013	3,100	-48.3%	14,530	-43.2%	14,530	-43.2%
03/2013	4,200	35.5%	17,851	22.9%	17,851	22.9%
04/2013	6,800	61.9%	29,202	63.6%	29,202	63.6%
05/2013	4,100	-39.7%	18,121	-37.9%	18,121	-37.9%
06/2013	5,400	31.7%	23,300	28.6%	23,300	28.6%
07/2013	4,600	-14.8%	21,038	-9.7%	21,038	-9.7%
08/2013	5,500	19.6%	23,856	13.4%	23,856	13.4%
09/2013	4,600	-16.4%	20,265	-15.1%	20,265	-15.1%
10/2013	5,800	26.1%	24,973	23.2%	24,973	23.2%
11/2013	4,000	-31.0%	17,397	-30.3%	17,397	-30.3%
12/2013	4,500	12.5%	19,643	12.9%	19,643	12.9%

Data source: ARCOS (2006-2014) and Defendant Distribution Data (Walgreens 1/2006 - 3/2014)

Walgreen Co Hydrocodone Shipments to Walgreens # 01241

	Dosage Units		MME		Drug Base Weight in mg	
Date	Walgreens	% Change	Walgreens	% Change	Walgreens	% Change
01/2014	4,600	2.2%	20,719	5.5%	20,719	5.5%
02/2014	3,900	-15.2%	16,951	-18.2%	16,951	-18.2%
03/2014	500	-87.2%	1,657	-90.2%	1,657	-90.2%
04/2014	0	-100.0%	0	-100.0%	0	-100.0%
05/2014	0	n/a	0	n/a	0	n/a
06/2014	0	n/a	0	n/a	0	n/a
07/2014	0	n/a	0	n/a	0	n/a
08/2014	0	n/a	0	n/a	0	n/a
09/2014	0	n/a	0	n/a	0	n/a
10/2014	0	n/a	0	n/a	0	n/a
11/2014	0	n/a	0	n/a	0	n/a
12/2014	0	n/a	0	n/a	0	n/a
01/2015	0	n/a	0	n/a	0	n/a
02/2015	0	n/a	0	n/a	0	n/a
03/2015	0	n/a	0	n/a	0	n/a
04/2015	0	n/a	0	n/a	0	n/a
05/2015	0	n/a	0	n/a	0	n/a
06/2015	0	n/a	0	n/a	0	n/a
07/2015	0	n/a	0	n/a	0	n/a
08/2015	0	n/a	0	n/a	0	n/a
09/2015	0	n/a	0	n/a	0	n/a
10/2015	0	n/a	0	n/a	0	n/a
11/2015	0	n/a	0	n/a	0	n/a
12/2015	0	n/a	0	n/a	0	n/a

Data source: ARCOS (2006-2014) and Defendant Distribution Data (Walgreens 1/2006 - 3/2014)

Walgreens # 01241 (1/1996 to 12/2017)
DEA: AW1878719
1201 Taraval St
San Francisco, CA 94116

Walgreen Co Hydrocodone Shipments to Walgreens # 01241

	Dosage Units		MME		Drug Base Weight in mg	
Date	Walgreens	% Change	Walgreens	% Change	Walgreens	% Change
1996	0		0		0	
1997	0	n/a	0	n/a	0	n/a
1998	0	n/a	0	n/a	0	n/a
1999	0	n/a	0	n/a	0	n/a
2000	0	n/a	0	n/a	0	n/a
2001	0	n/a	0	n/a	0	n/a
2002	0	n/a	0	n/a	0	n/a
2003	0	n/a	0	n/a	0	n/a
2004	0	n/a	0	n/a	0	n/a
2005	0	n/a	0	n/a	0	n/a
2006	50,400	n/a	201,927	n/a	201,927	n/a
2007	59,300	17.7%	237,073	17.4%	237,073	17.4%
2008	69,200	16.7%	285,586	20.5%	285,586	20.5%
2009	73,200	5.8%	311,578	9.1%	311,578	9.1%
2010	75,500	3.1%	318,175	2.1%	318,175	2.1%
2011	78,500	4.0%	333,372	4.8%	333,372	4.8%
2012	62,300	-20.6%	271,895	-18.4%	271,895	-18.4%
2013	58,600	-5.9%	255,754	-5.9%	255,754	-5.9%
2014	9,000	-84.6%	39,327	-84.6%	39,327	-84.6%
2015	0	-100.0%	0	-100.0%	0	-100.0%
2016	0	n/a	0	n/a	0	n/a
2017	0	n/a	0	n/a	0	n/a
2018	0	n/a	0	n/a	0	n/a
2019	0	n/a	0	n/a	0	n/a
Total	**536,000**		**2,254,687**		**2,254,687**	

Data source: ARCOS (2006-2014) and Defendant Distribution Data (Walgreens 1/2006 - 3/2014)

Walgreens # 01241 (1/1996 to 12/2017)
DEA: AW1878719
1201 Taraval St
San Francisco, CA 94116

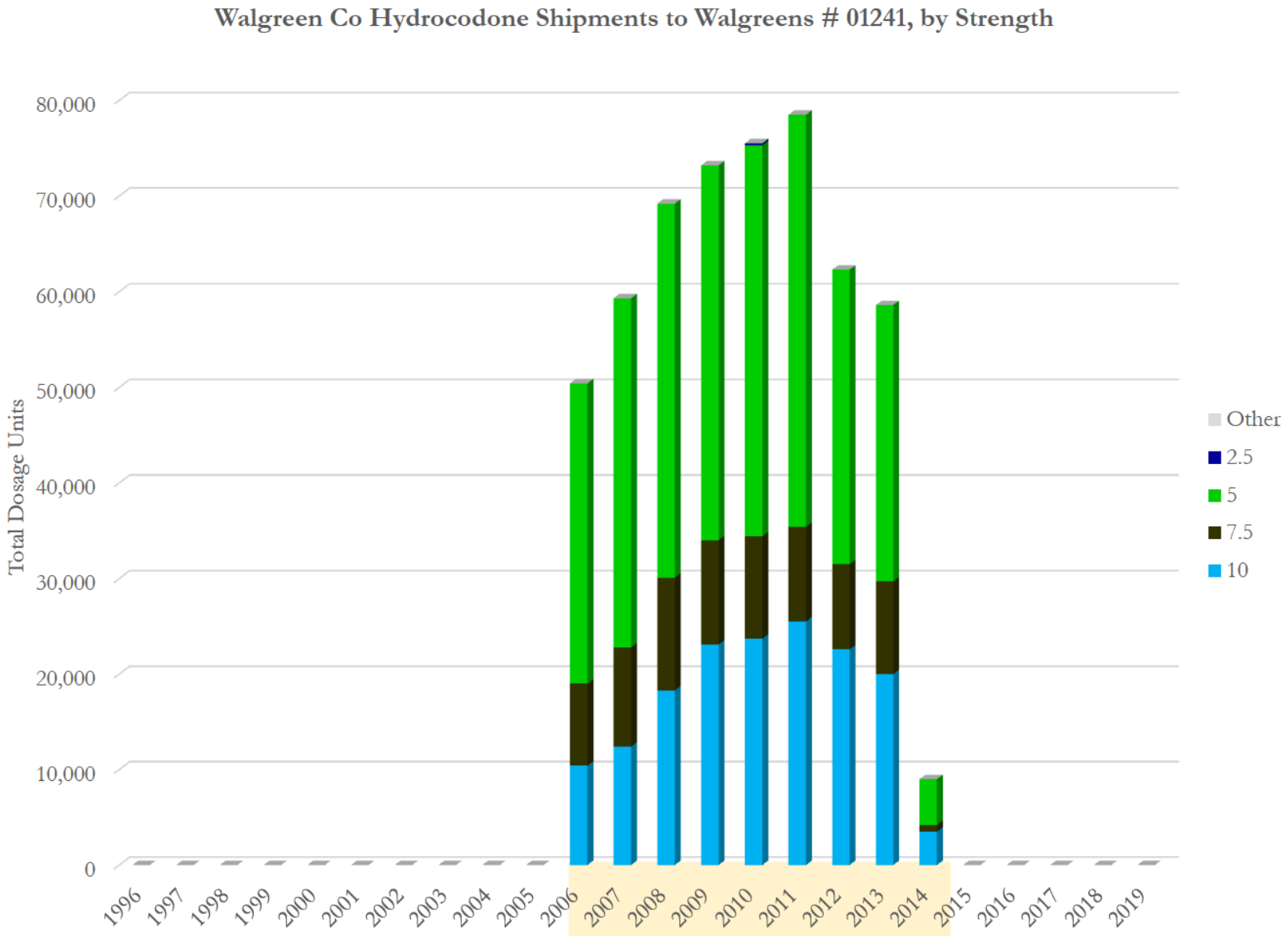

Data source: ARCOS (2006-2014) and Defendant Distribution Data (Walgreens 1/2006 - 3/2014)

Walgreens # 01241 (1/1996 to 12/2017)
DEA: AW1878719
1201 Taraval St
San Francisco, CA 94116

Walgreen Co Hydrocodone Shipments to Walgreens # 01241, by Strength

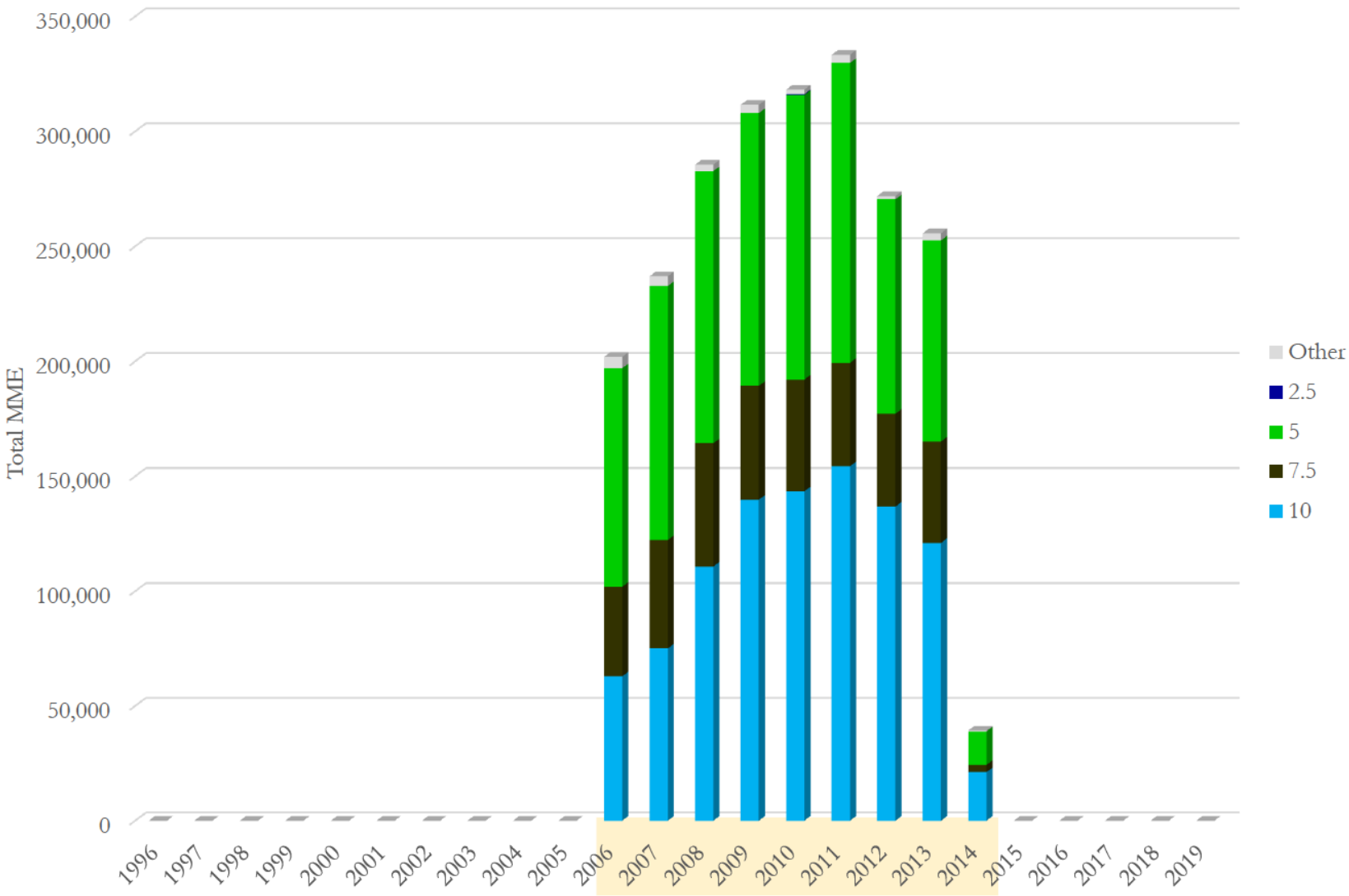

Data source: ARCOS (2006-2014) and Defendant Distribution Data (Walgreens 1/2006 - 3/2014)

Walgreens # 01241 (1/1996 to 12/2017)
DEA: AW1878719
1201 Taraval St
San Francisco, CA 94116

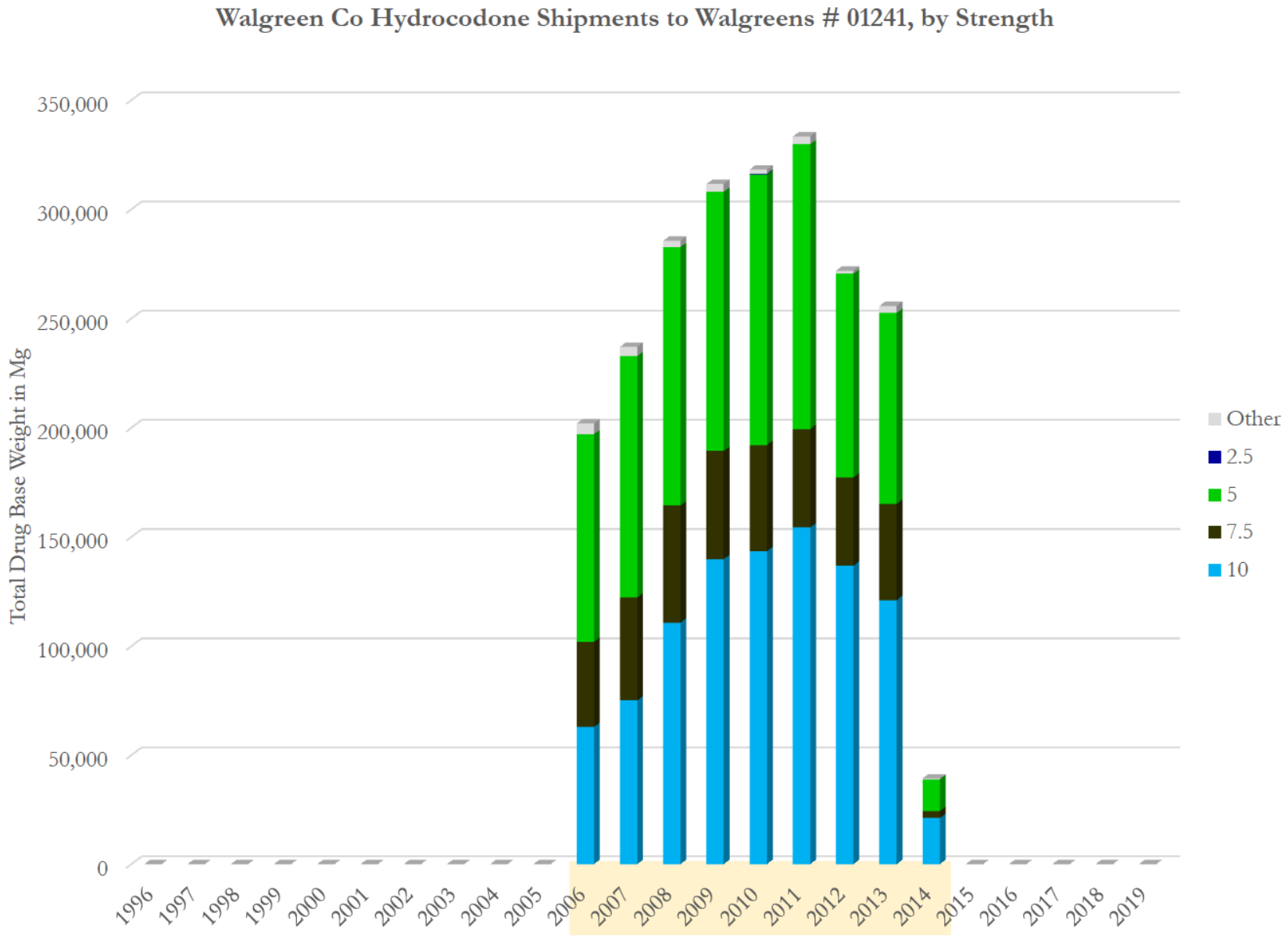

Data source: ARCOS (2006-2014) and Defendant Distribution Data (Walgreens 1/2006 - 3/2014)

Walgreens # 01241 (1/1996 to 12/2017)
DEA: AW1878719
1201 Taraval St
San Francisco, CA 94116

Walgreen Co Hydrocodone Shipments to Walgreens # 01241, by Strength
(Total Dosage Units)

Strength Year\	10	7.5	5	2.5	Other	Total	Avg. Str
1996	0	0	0	0	0	**0**	
1997	0	0	0	0	0	**0**	
1998	0	0	0	0	0	**0**	
1999	0	0	0	0	0	**0**	
2000	0	0	0	0	0	**0**	
2001	0	0	0	0	0	**0**	
2002	0	0	0	0	0	**0**	
2003	0	0	0	0	0	**0**	
2004	0	0	0	0	0	**0**	
2005	0	0	0	0	0	**0**	
2006	10,400	8,600	31,400	0	0	**50,400**	6.46
2007	12,400	10,400	36,500	0	0	**59,300**	6.48
2008	18,300	11,800	39,100	0	0	**69,200**	6.75
2009	23,100	10,900	39,200	0	0	**73,200**	6.95
2010	23,700	10,700	40,900	200	0	**75,500**	6.92
2011	25,500	9,900	43,100	0	0	**78,500**	6.94
2012	22,600	8,900	30,800	0	0	**62,300**	7.17
2013	20,000	9,700	28,900	0	0	**58,600**	7.12
2014	3,500	700	4,800	0	0	**9,000**	7.14
2015	0	0	0	0	0	**0**	
2016	0	0	0	0	0	**0**	
2017	0	0	0	0	0	**0**	
2018	0	0	0	0	0	**0**	
2019	0	0	0	0	0	**0**	
Total	**159,500**	**81,600**	**294,700**	**200**	**0**	**536,000**	6.87

Data source: ARCOS (2006-2014) and Defendant Distribution Data (Walgreens 1/2006 - 3/2014)

Walgreens # 01241 (1/1996 to 12/2017)
DEA: AW1878719
1201 Taraval St
San Francisco, CA 94116

Walgreen Co Hydrocodone Shipments to Walgreens # 01241, by Strength (Total MME)

Strength Year\	10	7.5	5	2.5	Other	Total	Avg. Str
1996	0	0	0	0	0	**0**	
1997	0	0	0	0	0	**0**	
1998	0	0	0	0	0	**0**	
1999	0	0	0	0	0	**0**	
2000	0	0	0	0	0	**0**	
2001	0	0	0	0	0	**0**	
2002	0	0	0	0	0	**0**	
2003	0	0	0	0	0	**0**	
2004	0	0	0	0	0	**0**	
2005	0	0	0	0	0	**0**	
2006	62,962	39,048	95,048	0	4,869	**201,927**	6.46
2007	75,070	47,221	110,486	0	4,297	**237,073**	6.48
2008	110,788	53,578	118,356	0	2,864	**285,586**	6.75
2009	139,847	49,491	118,658	0	3,581	**311,578**	6.95
2010	143,480	48,583	123,804	303	2,005	**318,175**	6.92
2011	154,377	44,951	130,464	0	3,581	**333,372**	6.94
2012	136,820	40,410	93,232	0	1,432	**271,895**	7.17
2013	121,080	44,043	87,480	0	3,151	**255,754**	7.12
2014	21,189	3,178	14,530	0	430	**39,327**	7.14
2015	0	0	0	0	0	**0**	
2016	0	0	0	0	0	**0**	
2017	0	0	0	0	0	**0**	
2018	0	0	0	0	0	**0**	
2019	0	0	0	0	0	**0**	
Total	**965,613**	**370,505**	**892,057**	**303**	**26,210**	**2,254,687**	6.87

Data source: ARCOS (2006-2014) and Defendant Distribution Data (Walgreens 1/2006 - 3/2014)

Walgreens # 01241 (1/1996 to 12/2017)
DEA: AW1878719
1201 Taraval St
San Francisco, CA 94116

Walgreen Co Hydrocodone Shipments to Walgreens # 01241, by Strength
(Total Drug Base Weight in Milligram)

Strength Year\	10	7.5	5	2.5	Other	Total	Avg. Str
1996	0	0	0	0	0	**0**	
1997	0	0	0	0	0	**0**	
1998	0	0	0	0	0	**0**	
1999	0	0	0	0	0	**0**	
2000	0	0	0	0	0	**0**	
2001	0	0	0	0	0	**0**	
2002	0	0	0	0	0	**0**	
2003	0	0	0	0	0	**0**	
2004	0	0	0	0	0	**0**	
2005	0	0	0	0	0	**0**	
2006	62,962	39,048	95,048	0	4,869	**201,927**	6.46
2007	75,070	47,221	110,486	0	4,297	**237,073**	6.48
2008	110,788	53,578	118,356	0	2,864	**285,586**	6.75
2009	139,847	49,491	118,658	0	3,581	**311,578**	6.95
2010	143,480	48,583	123,804	303	2,005	**318,175**	6.92
2011	154,377	44,951	130,464	0	3,581	**333,372**	6.94
2012	136,820	40,410	93,232	0	1,432	**271,895**	7.17
2013	121,080	44,043	87,480	0	3,151	**255,754**	7.12
2014	21,189	3,178	14,530	0	430	**39,327**	7.14
2015	0	0	0	0	0	**0**	
2016	0	0	0	0	0	**0**	
2017	0	0	0	0	0	**0**	
2018	0	0	0	0	0	**0**	
2019	0	0	0	0	0	**0**	
Total	**965,613**	**370,505**	**892,057**	**303**	**26,210**	**2,254,687**	6.87

Data source: ARCOS (2006-2014) and Defendant Distribution Data (Walgreens 1/2006 - 3/2014)

Walgreens # 09886 (3/2010 to 12/2017)
DEA: FW1784885
3400 Cesar Chavez
San Francisco, CA 94110

Walgreen Co Oxycodone Shipments to Walgreens # 09886

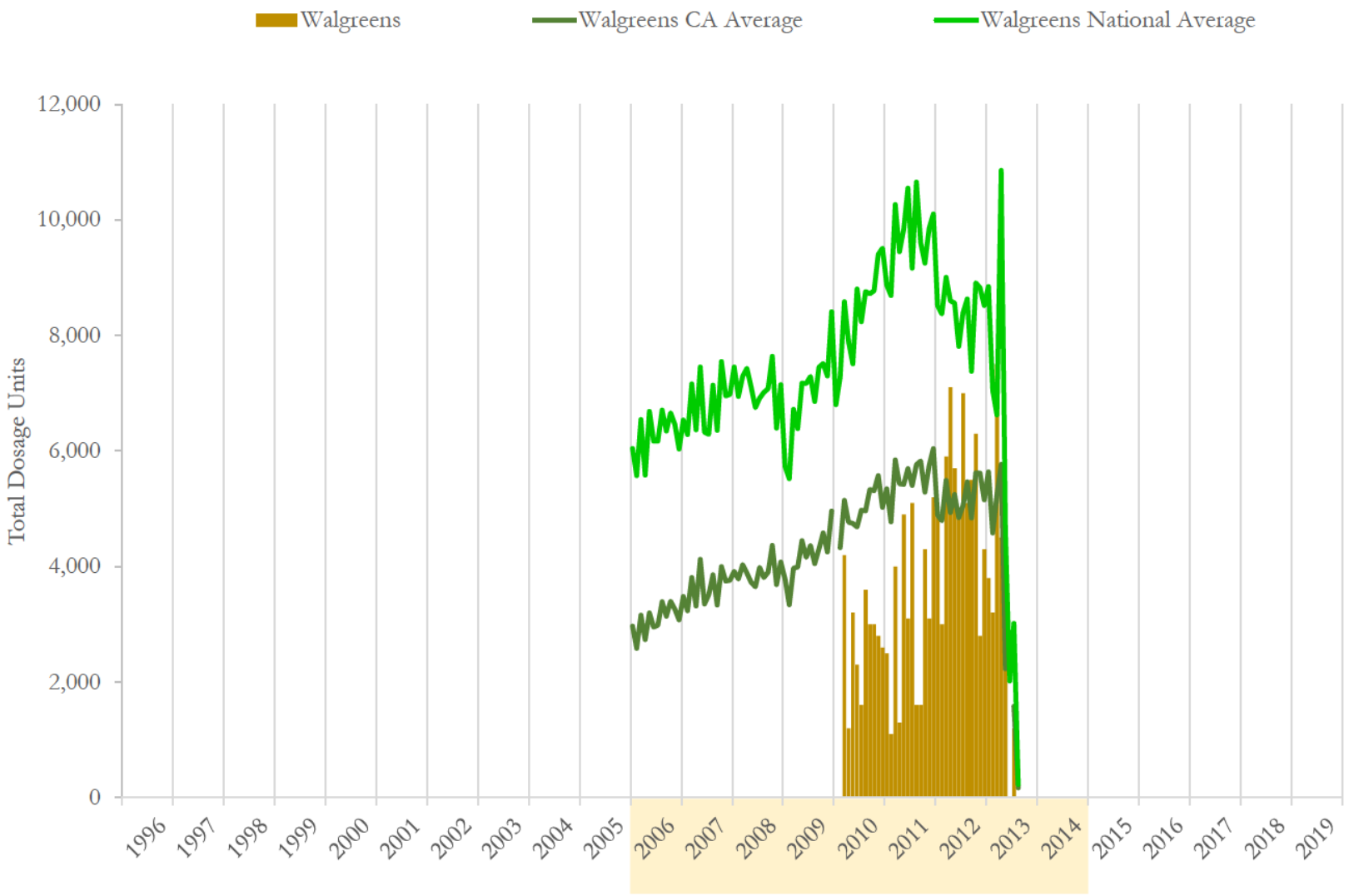

National and state averages reflect oxycodone shipped from Walgreen Co to all active pharmacies each month.
Data source: ARCOS (2006-2014) and Defendant Distribution Data (Walgreens 1/2006 - 3/2014)

Walgreens # 09886 (3/2010 to 12/2017)
DEA: FW1784885
3400 Cesar Chavez
San Francisco, CA 94110

Walgreen Co Oxycodone Shipments to Walgreens # 09886

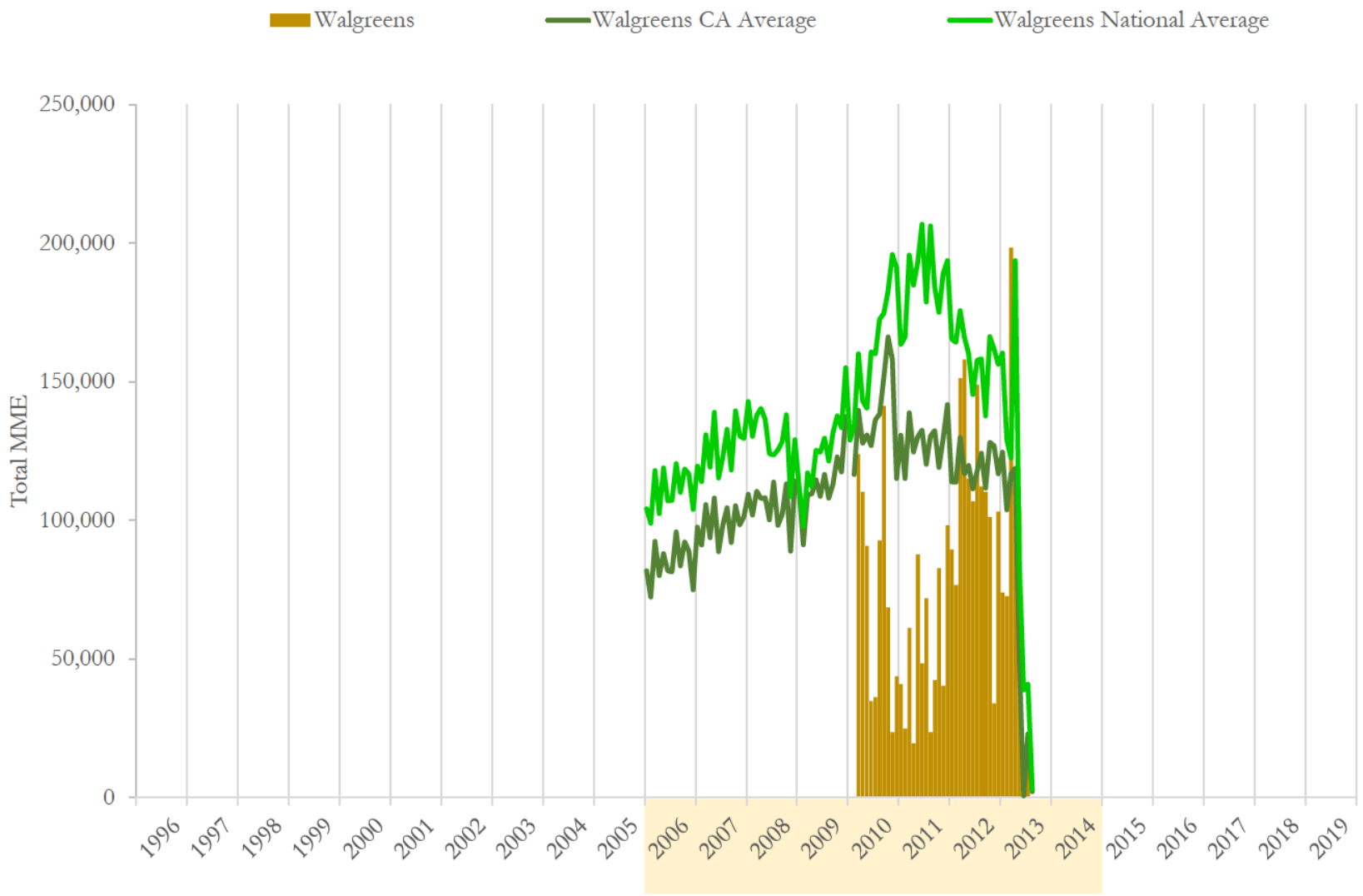

National and state averages reflect oxycodone shipped from Walgreen Co to all active pharmacies each month.
Data source: ARCOS (2006-2014) and Defendant Distribution Data (Walgreens 1/2006 - 3/2014)

Walgreens # 09886 (3/2010 to 12/2017)
DEA: FW1784885
3400 Cesar Chavez
San Francisco, CA 94110

Walgreen Co Oxycodone Shipments to Walgreens # 09886

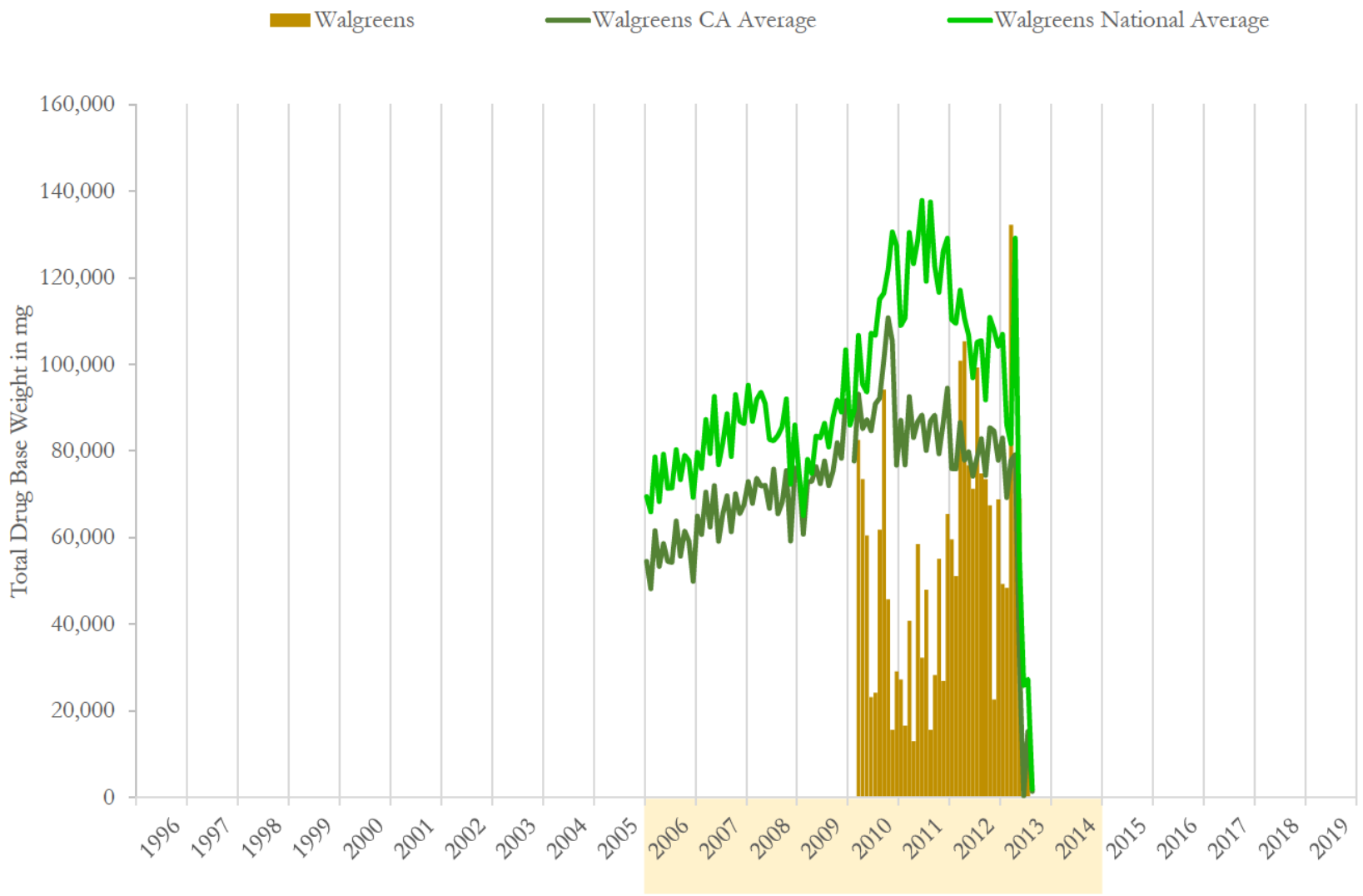

National and state averages reflect oxycodone shipped from Walgreen Co to all active pharmacies each month.
Data source: ARCOS (2006-2014) and Defendant Distribution Data (Walgreens 1/2006 - 3/2014)

Walgreens # 09886 (3/2010 to 12/2017)
DEA: FW1784885
3400 Cesar Chavez
San Francisco, CA 94110

Walgreen Co Oxycodone Shipments to Walgreens # 09886

	Dosage Units		MME		Drug Base Weight in mg	
Date	Walgreens	% Change	Walgreens	% Change	Walgreens	% Change
01/2010	0	n/a	0	n/a	0	n/a
02/2010	0	n/a	0	n/a	0	n/a
03/2010	4,200	n/a	123,851	n/a	82,568	n/a
04/2010	1,200	-71.4%	110,270	-11.0%	73,513	-11.0%
05/2010	3,200	166.7%	90,771	-17.7%	60,514	-17.7%
06/2010	2,300	-28.1%	34,762	-61.7%	23,175	-61.7%
07/2010	1,600	-30.4%	36,241	4.3%	24,161	4.3%
08/2010	3,600	125.0%	92,788	156.0%	61,859	156.0%
09/2010	3,000	-16.7%	141,199	52.2%	94,133	52.2%
10/2010	3,000	0.0%	68,582	-51.4%	45,722	-51.4%
11/2010	2,800	-6.7%	23,533	-65.7%	15,689	-65.7%
12/2010	2,600	-7.1%	43,704	85.7%	29,136	85.7%
01/2011	2,500	-3.8%	40,880	-6.5%	27,254	-6.5%
02/2011	1,100	-56.0%	24,878	-39.1%	16,585	-39.1%
03/2011	4,000	263.6%	61,186	145.9%	40,791	145.9%
04/2011	1,300	-67.5%	19,499	-68.1%	12,999	-68.1%
05/2011	4,900	276.9%	87,745	350.0%	58,497	350.0%
06/2011	3,100	-36.7%	48,411	-44.8%	32,274	-44.8%
07/2011	5,100	64.5%	71,944	48.6%	47,963	48.6%
08/2011	1,600	-68.6%	23,533	-67.3%	15,689	-67.3%
09/2011	1,600	0.0%	42,360	80.0%	28,240	80.0%
10/2011	4,300	168.8%	82,702	95.2%	55,135	95.2%
11/2011	3,100	-27.9%	40,343	-51.2%	26,895	-51.2%
12/2011	5,200	67.7%	98,167	143.3%	65,445	143.3%

Data source: ARCOS (2006-2014) and Defendant Distribution Data (Walgreens 1/2006 - 3/2014)

Walgreen Co Oxycodone Shipments to Walgreens # 09886

	Dosage Units		MME		Drug Base Weight in mg	
Date	Walgreens	% Change	Walgreens	% Change	Walgreens	% Change
01/2012	4,900	-5.8%	89,426	-8.9%	59,617	-8.9%
02/2012	3,000	-38.8%	76,651	-14.3%	51,101	-14.3%
03/2012	5,900	96.7%	151,284	97.4%	100,856	97.4%
04/2012	7,100	20.3%	158,008	4.4%	105,339	4.4%
05/2012	5,700	-19.7%	114,976	-27.2%	76,651	-27.2%
06/2012	4,900	-14.0%	106,908	-7.0%	71,272	-7.0%
07/2012	7,000	42.9%	148,931	39.3%	99,287	39.3%
08/2012	5,100	-27.1%	112,287	-24.6%	74,858	-24.6%
09/2012	5,500	7.8%	110,270	-1.8%	73,513	-1.8%
10/2012	6,300	14.5%	101,192	-8.2%	67,462	-8.2%
11/2012	2,800	-55.6%	33,955	-66.4%	22,637	-66.4%
12/2012	4,300	53.6%	103,210	204.0%	68,806	204.0%
01/2013	3,800	-11.6%	73,961	-28.3%	49,308	-28.3%
02/2013	3,200	-15.8%	72,617	-1.8%	48,411	-1.8%
03/2013	7,500	134.4%	198,329	173.1%	132,219	173.1%
04/2013	4,500	-40.0%	116,321	-41.3%	77,547	-41.3%
05/2013	3,600	-20.0%	103,546	-11.0%	69,031	-11.0%
06/2013	0	-100.0%	0	-100.0%	0	-100.0%
07/2013	1,200	n/a	23,533	n/a	15,689	n/a
08/2013	0	-100.0%	0	-100.0%	0	-100.0%
09/2013	0	n/a	0	n/a	0	n/a
10/2013	0	n/a	0	n/a	0	n/a
11/2013	0	n/a	0	n/a	0	n/a
12/2013	0	n/a	0	n/a	0	n/a

Data source: ARCOS (2006-2014) and Defendant Distribution Data (Walgreens 1/2006 - 3/2014)

Walgreens # 09886 (3/2010 to 12/2017)
DEA: FW1784885
3400 Cesar Chavez
San Francisco, CA 94110

Walgreen Co Oxycodone Shipments to Walgreens # 09886

	Dosage Units		MME		Drug Base Weight in mg	
Date	Walgreens	% Change	Walgreens	% Change	Walgreens	% Change
1996	0		0		0	
1997	0	n/a	0	n/a	0	n/a
1998	0	n/a	0	n/a	0	n/a
1999	0	n/a	0	n/a	0	n/a
2000	0	n/a	0	n/a	0	n/a
2001	0	n/a	0	n/a	0	n/a
2002	0	n/a	0	n/a	0	n/a
2003	0	n/a	0	n/a	0	n/a
2004	0	n/a	0	n/a	0	n/a
2005	0	n/a	0	n/a	0	n/a
2006	0	n/a	0	n/a	0	n/a
2007	0	n/a	0	n/a	0	n/a
2008	0	n/a	0	n/a	0	n/a
2009	0	n/a	0	n/a	0	n/a
2010	27,500	n/a	765,701	n/a	510,467	n/a
2011	37,800	37.5%	641,647	-16.2%	427,765	-16.2%
2012	62,500	65.3%	1,307,097	103.7%	871,398	103.7%
2013	23,800	-61.9%	588,306	-55.0%	392,204	-55.0%
2014	0	-100.0%	0	-100.0%	0	-100.0%
2015	0	n/a	0	n/a	0	n/a
2016	0	n/a	0	n/a	0	n/a
2017	0	n/a	0	n/a	0	n/a
2018	0	n/a	0	n/a	0	n/a
2019	0	n/a	0	n/a	0	n/a
Total	**151,600**		**3,302,751**		**2,201,834**	

Data source: ARCOS (2006-2014) and Defendant Distribution Data (Walgreens 1/2006 - 3/2014)

Walgreens # 09886 (3/2010 to 12/2017)
DEA: FW1784885
3400 Cesar Chavez
San Francisco, CA 94110

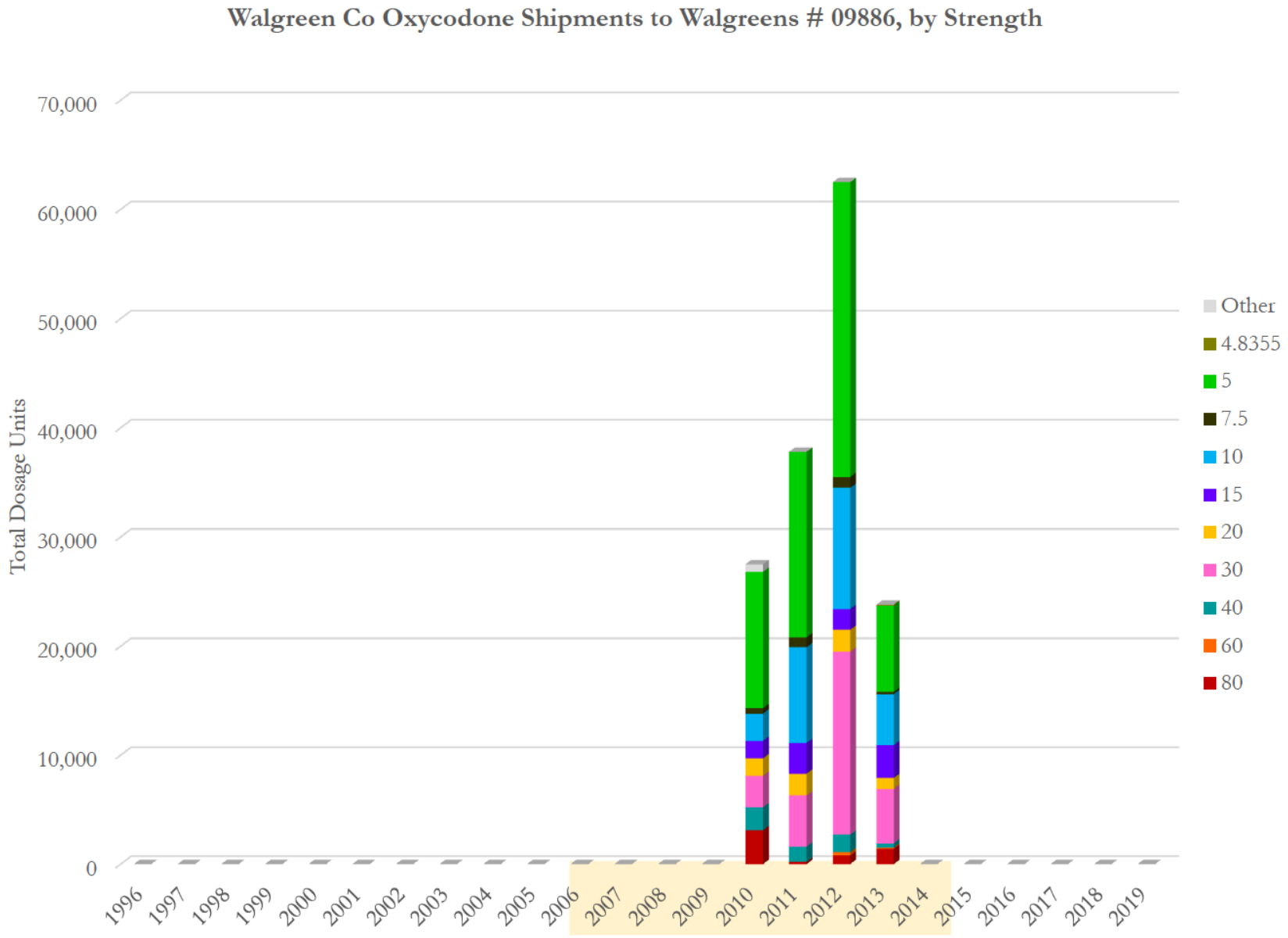

Data source: ARCOS (2006-2014) and Defendant Distribution Data (Walgreens 1/2006 - 3/2014)

Walgreens # 09886 (3/2010 to 12/2017)
DEA: FW1784885
3400 Cesar Chavez
San Francisco, CA 94110

Walgreen Co Oxycodone Shipments to Walgreens # 09886, by Strength

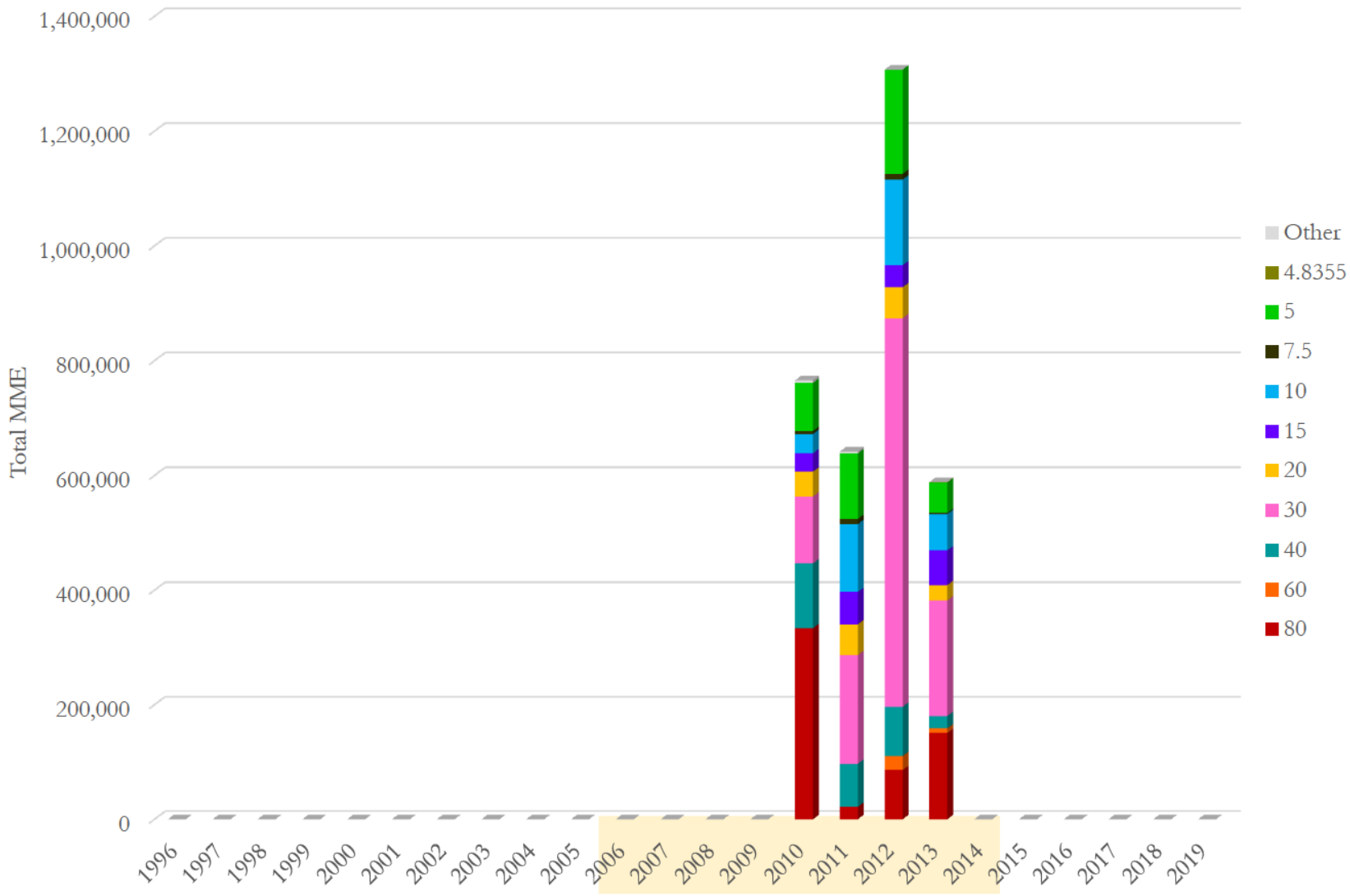

Data source: ARCOS (2006-2014) and Defendant Distribution Data (Walgreens 1/2006 - 3/2014)

Walgreens # 09886 (3/2010 to 12/2017)
DEA: FW1784885
3400 Cesar Chavez
San Francisco, CA 94110

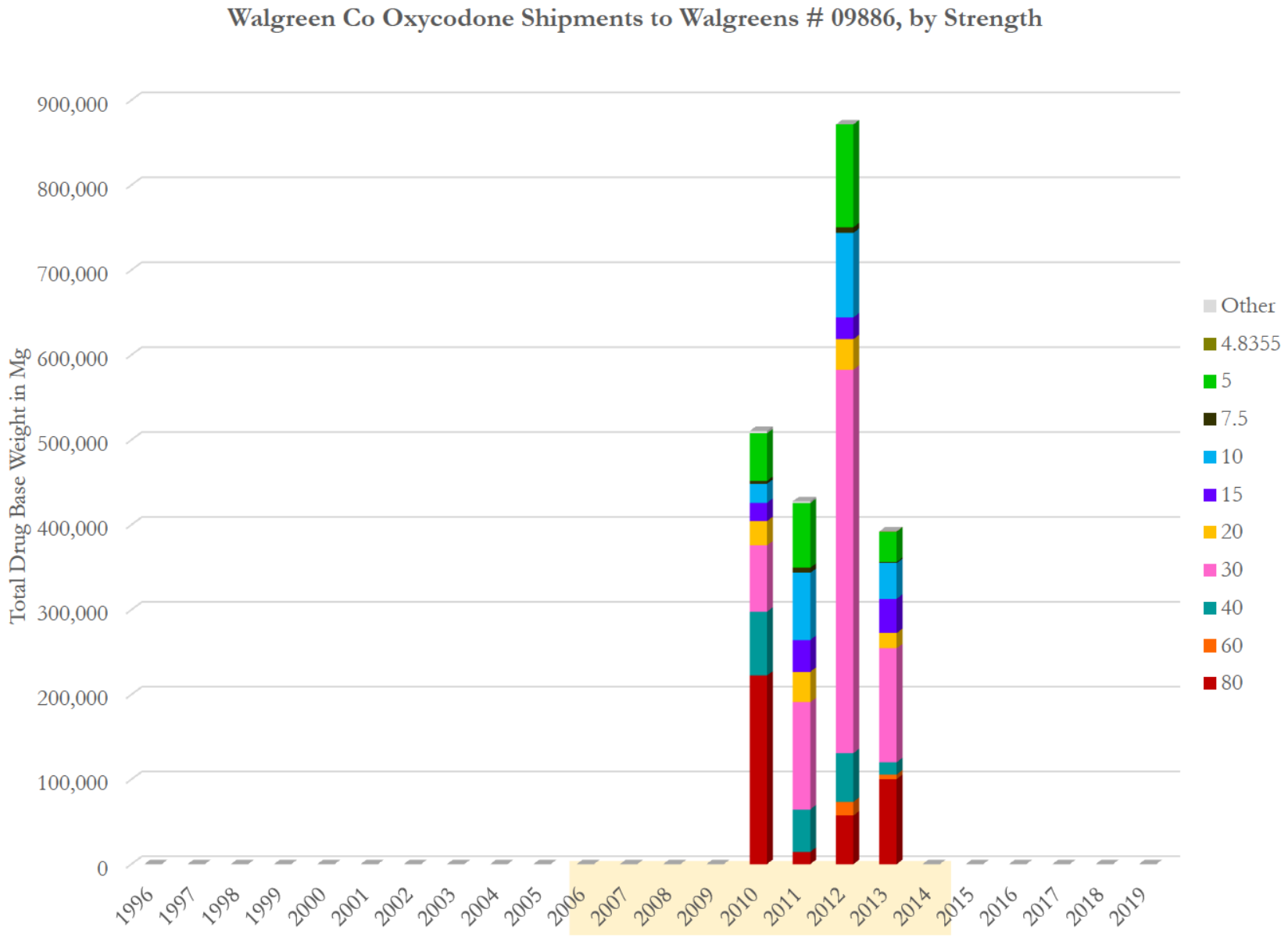

Data source: ARCOS (2006-2014) and Defendant Distribution Data (Walgreens 1/2006 - 3/2014)

Walgreens # 09886 (3/2010 to 12/2017)
DEA: FW1784885
3400 Cesar Chavez
San Francisco, CA 94110

Walgreen Co Oxycodone Shipments to Walgreens # 09886, by Strength
(Total Dosage Units)

Strength Year\	80	60	40	30	20	15	10	7.5	5	4.8355	Other	Total	Avg. Str
1996	0	0	0	0	0	0	0	0	0	0	0	**0**	
1997	0	0	0	0	0	0	0	0	0	0	0	**0**	
1998	0	0	0	0	0	0	0	0	0	0	0	**0**	
1999	0	0	0	0	0	0	0	0	0	0	0	**0**	
2000	0	0	0	0	0	0	0	0	0	0	0	**0**	
2001	0	0	0	0	0	0	0	0	0	0	0	**0**	
2002	0	0	0	0	0	0	0	0	0	0	0	**0**	
2003	0	0	0	0	0	0	0	0	0	0	0	**0**	
2004	0	0	0	0	0	0	0	0	0	0	0	**0**	
2005	0	0	0	0	0	0	0	0	0	0	0	**0**	
2006	0	0	0	0	0	0	0	0	0	0	0	**0**	
2007	0	0	0	0	0	0	0	0	0	0	0	**0**	
2008	0	0	0	0	0	0	0	0	0	0	0	**0**	
2009	0	0	0	0	0	0	0	0	0	0	0	**0**	
2010	3,100	0	2,100	2,900	1,600	1,600	2,500	500	12,500	0	700	**27,500**	21.13
2011	200	0	1,400	4,700	2,000	2,800	8,800	900	17,000	0	0	**37,800**	12.56
2012	800	300	1,600	16,800	2,000	1,900	11,100	1,000	27,000	0	0	**62,500**	15.55
2013	1,400	100	400	5,000	1,000	3,000	4,700	200	7,900	100	0	**23,800**	18.38
2014	0	0	0	0	0	0	0	0	0	0	0	**0**	
2015	0	0	0	0	0	0	0	0	0	0	0	**0**	
2016	0	0	0	0	0	0	0	0	0	0	0	**0**	
2017	0	0	0	0	0	0	0	0	0	0	0	**0**	
2018	0	0	0	0	0	0	0	0	0	0	0	**0**	
2019	0	0	0	0	0	0	0	0	0	0	0	**0**	
Total	**5,500**	**400**	**5,500**	**29,400**	**6,600**	**9,300**	**27,100**	**2,600**	**64,400**	**100**	**700**	**151,600**	16.24

Data source: ARCOS (2006-2014) and Defendant Distribution Data (Walgreens 1/2006 - 3/2014)

Walgreens # 09886 (3/2010 to 12/2017)
DEA: FW1784885
3400 Cesar Chavez
San Francisco, CA 94110

Walgreen Co Oxycodone Shipments to Walgreens # 09886, by Strength
(Total MME)

Strength Year\	80	60	40	30	20	15	10	7.5	5	4.8355	Other	Total	Avg. Str
1996	0	0	0	0	0	0	0	0	0	0	0	**0**	
1997	0	0	0	0	0	0	0	0	0	0	0	**0**	
1998	0	0	0	0	0	0	0	0	0	0	0	**0**	
1999	0	0	0	0	0	0	0	0	0	0	0	**0**	
2000	0	0	0	0	0	0	0	0	0	0	0	**0**	
2001	0	0	0	0	0	0	0	0	0	0	0	**0**	
2002	0	0	0	0	0	0	0	0	0	0	0	**0**	
2003	0	0	0	0	0	0	0	0	0	0	0	**0**	
2004	0	0	0	0	0	0	0	0	0	0	0	**0**	
2005	0	0	0	0	0	0	0	0	0	0	0	**0**	
2006	0	0	0	0	0	0	0	0	0	0	0	**0**	
2007	0	0	0	0	0	0	0	0	0	0	0	**0**	
2008	0	0	0	0	0	0	0	0	0	0	0	**0**	
2009	0	0	0	0	0	0	0	0	0	0	0	**0**	
2010	333,498	0	112,959	116,993	43,032	32,274	33,619	5,043	84,047	0	4,236	**765,701**	21.13
2011	21,516	0	75,306	189,610	53,790	56,480	118,338	9,077	114,304	0	3,227	**641,647**	12.56
2012	86,064	24,206	86,064	677,754	53,790	38,325	149,267	10,086	181,541	0	0	**1,307,097**	15.55
2013	150,612	8,069	21,516	201,713	26,895	60,514	63,203	2,017	53,118	650	0	**588,306**	18.38
2014	0	0	0	0	0	0	0	0	0	0	0	**0**	
2015	0	0	0	0	0	0	0	0	0	0	0	**0**	
2016	0	0	0	0	0	0	0	0	0	0	0	**0**	
2017	0	0	0	0	0	0	0	0	0	0	0	**0**	
2018	0	0	0	0	0	0	0	0	0	0	0	**0**	
2019	0	0	0	0	0	0	0	0	0	0	0	**0**	
Total	**591,690**	**32,274**	**295,845**	**1,186,070**	**177,507**	**187,593**	**364,427**	**26,223**	**433,010**	**650**	**7,463**	**3,302,751**	16.24

Data source: ARCOS (2006-2014) and Defendant Distribution Data (Walgreens 1/2006 - 3/2014)

Walgreens # 09886 (3/2010 to 12/2017)
DEA: FW1784885
3400 Cesar Chavez
San Francisco, CA 94110

Walgreen Co Oxycodone Shipments to Walgreens # 09886, by Strength
(Total Drug Base Weight in Milligram)

Strength Year\	80	60	40	30	20	15	10	7.5	5	4.8355	Other	Total	Avg. Str
1996	0	0	0	0	0	0	0	0	0	0	0	**0**	
1997	0	0	0	0	0	0	0	0	0	0	0	**0**	
1998	0	0	0	0	0	0	0	0	0	0	0	**0**	
1999	0	0	0	0	0	0	0	0	0	0	0	**0**	
2000	0	0	0	0	0	0	0	0	0	0	0	**0**	
2001	0	0	0	0	0	0	0	0	0	0	0	**0**	
2002	0	0	0	0	0	0	0	0	0	0	0	**0**	
2003	0	0	0	0	0	0	0	0	0	0	0	**0**	
2004	0	0	0	0	0	0	0	0	0	0	0	**0**	
2005	0	0	0	0	0	0	0	0	0	0	0	**0**	
2006	0	0	0	0	0	0	0	0	0	0	0	**0**	
2007	0	0	0	0	0	0	0	0	0	0	0	**0**	
2008	0	0	0	0	0	0	0	0	0	0	0	**0**	
2009	0	0	0	0	0	0	0	0	0	0	0	**0**	
2010	222,332	0	75,306	77,996	28,688	21,516	22,413	3,362	56,031	0	2,824	**510,467**	21.13
2011	14,344	0	50,204	126,407	35,860	37,653	78,892	6,051	76,203	0	2,152	**427,765**	12.56
2012	57,376	16,137	57,376	451,836	35,860	25,550	99,512	6,724	121,028	0	0	**871,398**	15.55
2013	100,408	5,379	14,344	134,475	17,930	40,343	42,136	1,345	35,412	434	0	**392,204**	18.38
2014	0	0	0	0	0	0	0	0	0	0	0	**0**	
2015	0	0	0	0	0	0	0	0	0	0	0	**0**	
2016	0	0	0	0	0	0	0	0	0	0	0	**0**	
2017	0	0	0	0	0	0	0	0	0	0	0	**0**	
2018	0	0	0	0	0	0	0	0	0	0	0	**0**	
2019	0	0	0	0	0	0	0	0	0	0	0	**0**	
Total	**394,460**	**21,516**	**197,230**	**790,713**	**118,338**	**125,062**	**242,952**	**17,482**	**288,673**	**434**	**4,976**	**2,201,834**	16.24

Data source: ARCOS (2006-2014) and Defendant Distribution Data (Walgreens 1/2006 - 3/2014)

Walgreens # 09886 (3/2010 to 12/2017)
DEA: FW1784885
3400 Cesar Chavez
San Francisco, CA 94110

Anda, Inc Hydrocodone Shipments to Walgreens # 09886

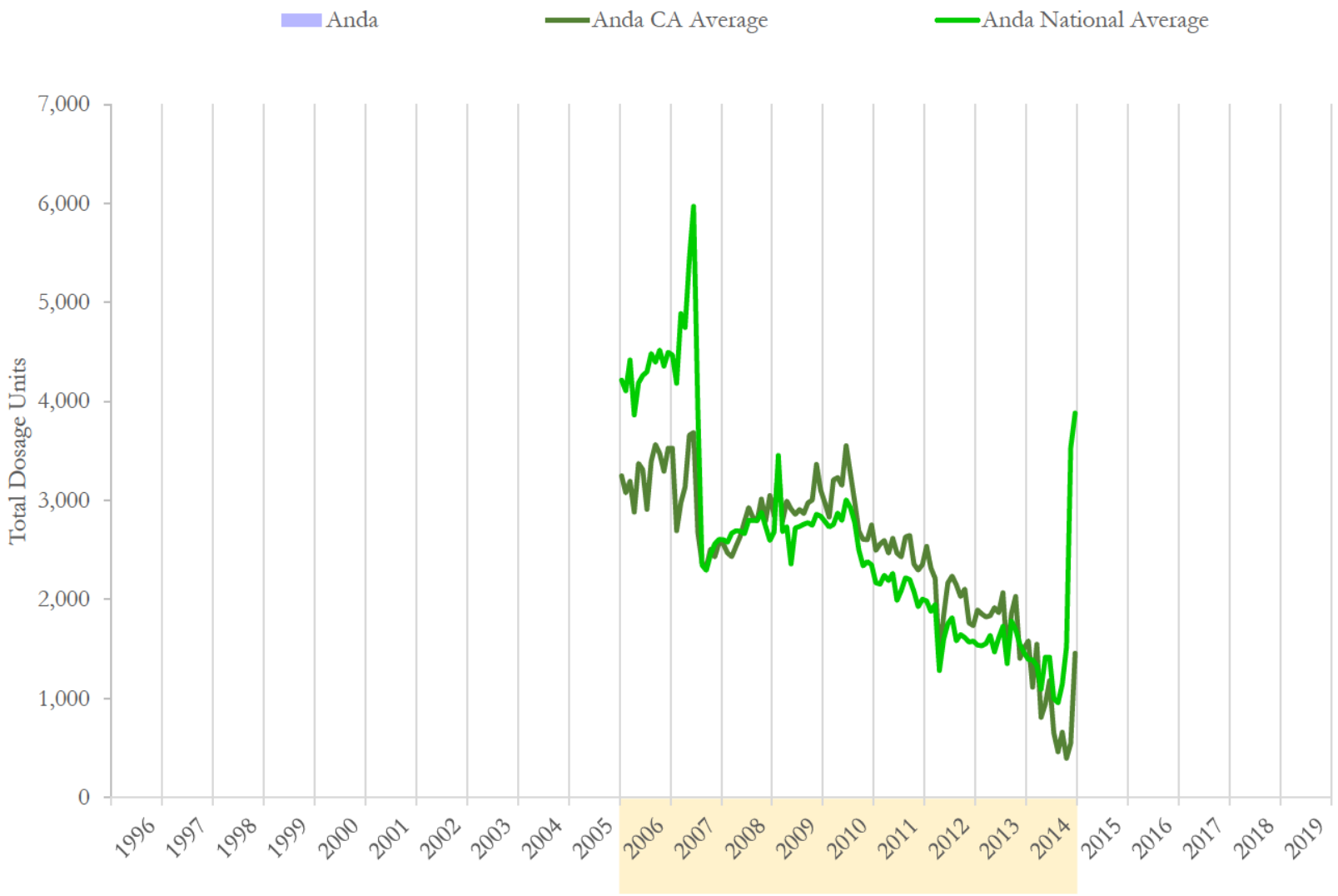

National and state averages reflect hydrocodone shipped from Anda, Inc to all active pharmacies each month.
Data source: ARCOS (2006-2014) and Defendant Distribution Data (Anda 12/1996 - 1/2015)

Walgreens # 09886 (3/2010 to 12/2017)
DEA: FW1784885
3400 Cesar Chavez
San Francisco, CA 94110

Anda, Inc Hydrocodone Shipments to Walgreens # 09886

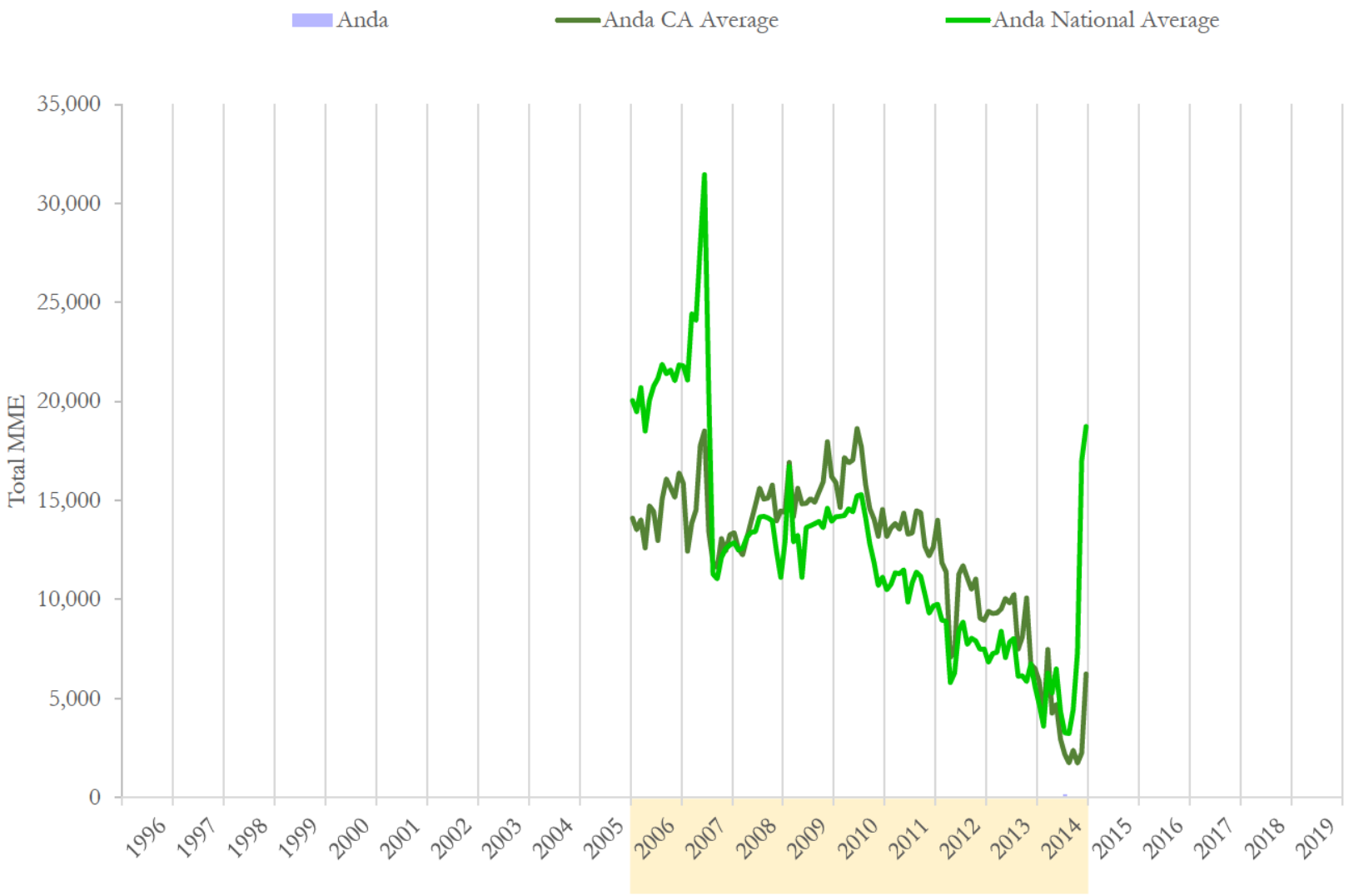

National and state averages reflect hydrocodone shipped from Anda, Inc to all active pharmacies each month.
Data source: ARCOS (2006-2014) and Defendant Distribution Data (Anda 12/1996 - 1/2015)

Walgreens # 09886 (3/2010 to 12/2017)
DEA: FW1784885
3400 Cesar Chavez
San Francisco, CA 94110

Anda, Inc Hydrocodone Shipments to Walgreens # 09886

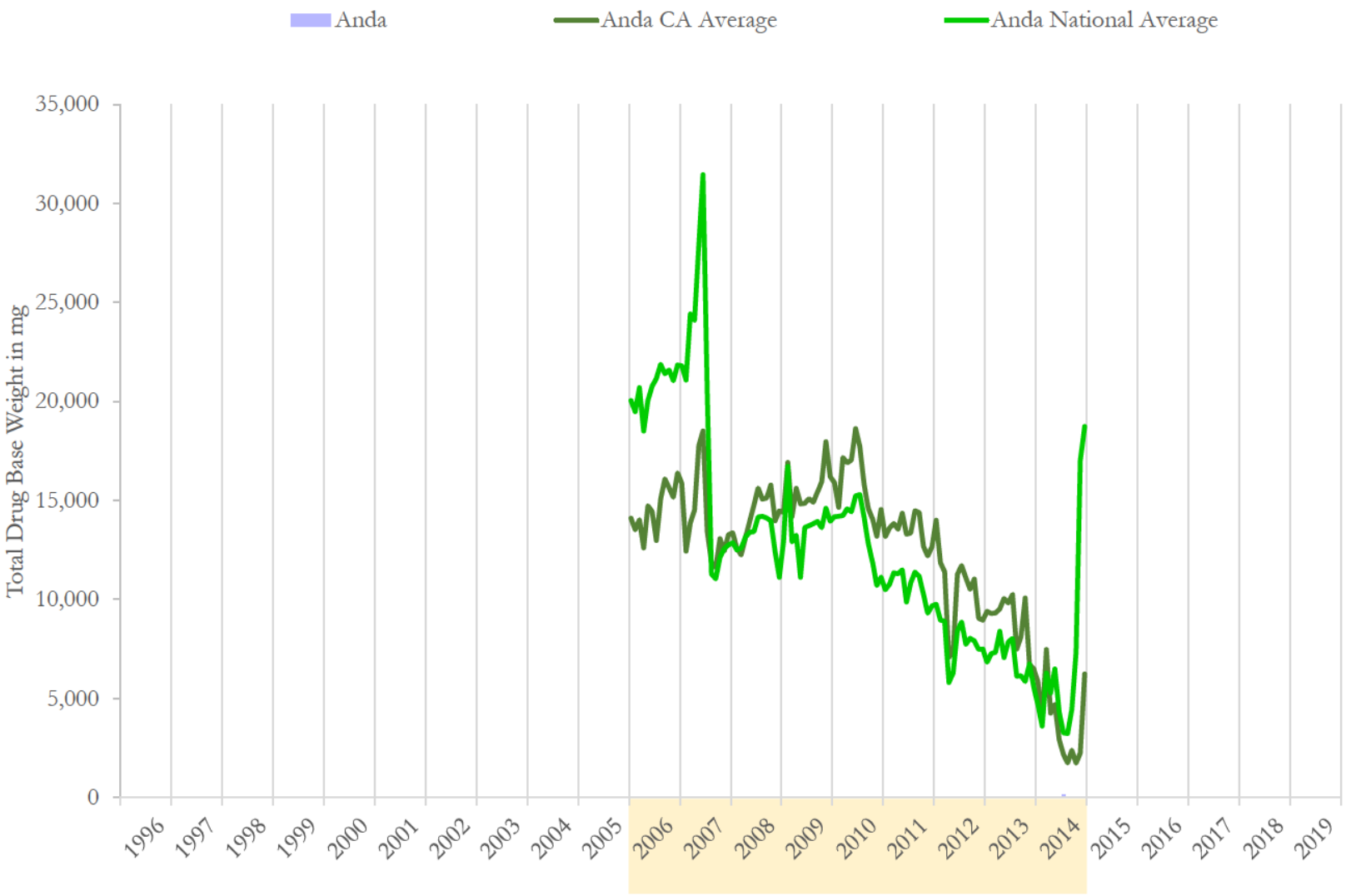

National and state averages reflect hydrocodone shipped from Anda, Inc to all active pharmacies each month.
Data source: ARCOS (2006-2014) and Defendant Distribution Data (Anda 12/1996 - 1/2015)

Walgreens # 09886 (3/2010 to 12/2017)
DEA: FW1784885
3400 Cesar Chavez
San Francisco, CA 94110

Anda, Inc Hydrocodone Shipments to Walgreens # 09886

	Dosage Units		MME		Drug Base Weight in mg	
Date	Anda	% Change	Anda	% Change	Anda	% Change
01/2014	0	n/a	0	n/a	0	n/a
02/2014	0	n/a	0	n/a	0	n/a
03/2014	0	n/a	0	n/a	0	n/a
04/2014	0	n/a	0	n/a	0	n/a
05/2014	0	n/a	0	n/a	0	n/a
06/2014	0	n/a	0	n/a	0	n/a
07/2014	0	n/a	143	n/a	143	n/a
08/2014	0	n/a	0	-100.0%	0	-100.0%
09/2014	0	n/a	0	n/a	0	n/a
10/2014	0	n/a	0	n/a	0	n/a
11/2014	0	n/a	0	n/a	0	n/a
12/2014	0	n/a	0	n/a	0	n/a
01/2015	0	n/a	0	n/a	0	n/a
02/2015	0	n/a	0	n/a	0	n/a
03/2015	0	n/a	0	n/a	0	n/a
04/2015	0	n/a	0	n/a	0	n/a
05/2015	0	n/a	0	n/a	0	n/a
06/2015	0	n/a	0	n/a	0	n/a
07/2015	0	n/a	0	n/a	0	n/a
08/2015	0	n/a	0	n/a	0	n/a
09/2015	0	n/a	0	n/a	0	n/a
10/2015	0	n/a	0	n/a	0	n/a
11/2015	0	n/a	0	n/a	0	n/a
12/2015	0	n/a	0	n/a	0	n/a

Data source: ARCOS (2006-2014) and Defendant Distribution Data (Anda 12/1996 - 1/2015)

Anda, Inc Hydrocodone Shipments to Walgreens # 09886

	Dosage Units		MME		Drug Base Weight in mg	
Date	Anda	% Change	Anda	% Change	Anda	% Change
1996	0		0		0	
1997	0	n/a	0	n/a	0	n/a
1998	0	n/a	0	n/a	0	n/a
1999	0	n/a	0	n/a	0	n/a
2000	0	n/a	0	n/a	0	n/a
2001	0	n/a	0	n/a	0	n/a
2002	0	n/a	0	n/a	0	n/a
2003	0	n/a	0	n/a	0	n/a
2004	0	n/a	0	n/a	0	n/a
2005	0	n/a	0	n/a	0	n/a
2006	0	n/a	0	n/a	0	n/a
2007	0	n/a	0	n/a	0	n/a
2008	0	n/a	0	n/a	0	n/a
2009	0	n/a	0	n/a	0	n/a
2010	0	n/a	0	n/a	0	n/a
2011	0	n/a	0	n/a	0	n/a
2012	0	n/a	0	n/a	0	n/a
2013	0	n/a	0	n/a	0	n/a
2014	0	n/a	143	n/a	143	n/a
2015	0	n/a	0	-100.0%	0	-100.0%
2016	0	n/a	0	n/a	0	n/a
2017	0	n/a	0	n/a	0	n/a
2018	0	n/a	0	n/a	0	n/a
2019	0	n/a	0	n/a	0	n/a
Total	**0**		**143**		**143**	

Data source: ARCOS (2006-2014) and Defendant Distribution Data (Anda 12/1996 - 1/2015)

Walgreens # 09886 (3/2010 to 12/2017)
DEA: FW1784885
3400 Cesar Chavez
San Francisco, CA 94110

Anda, Inc Hydrocodone Shipments to Walgreens # 09886, by Strength

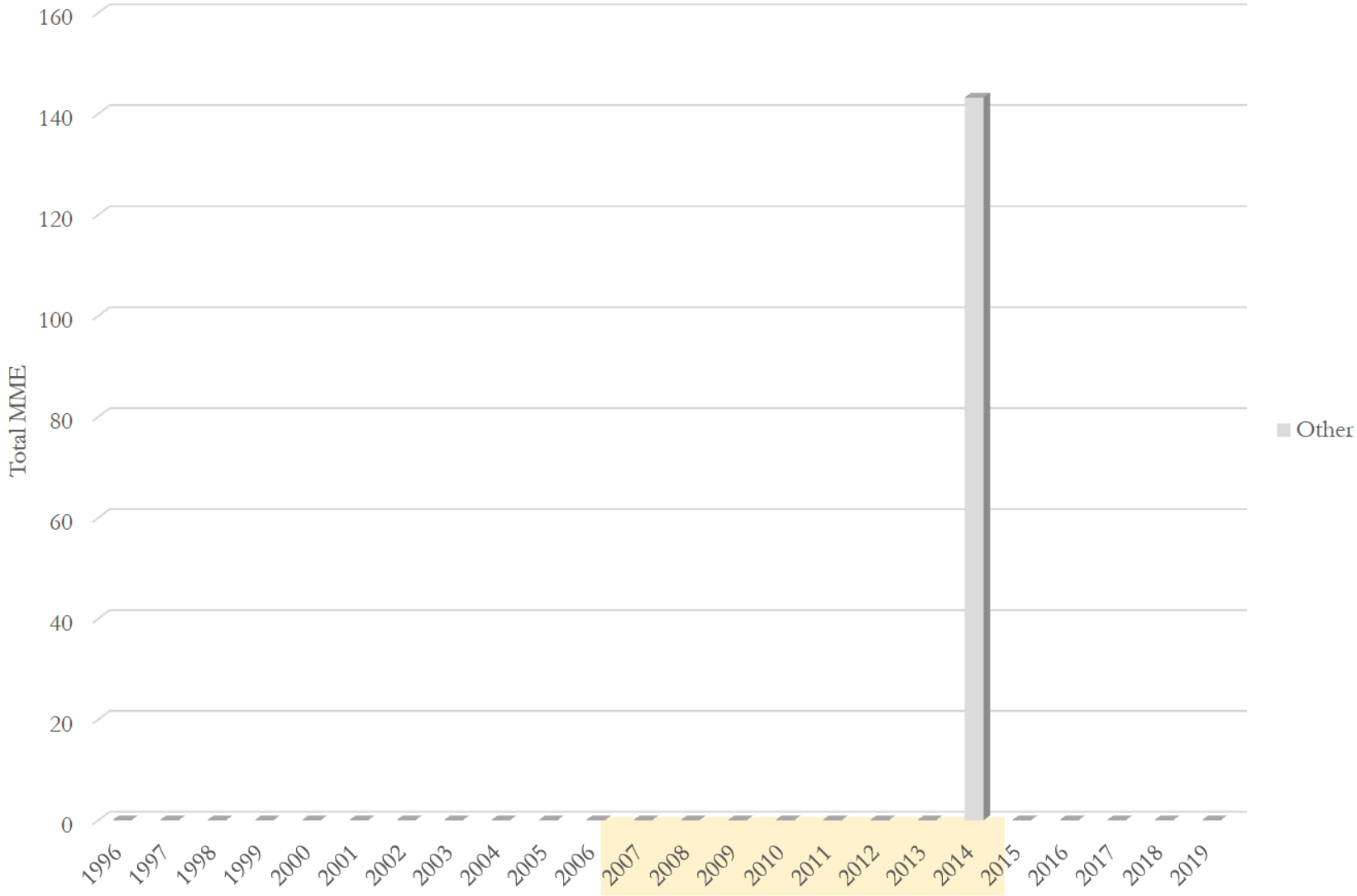

Data source: ARCOS (2006-2014) and Defendant Distribution Data (Anda 12/1996 - 1/2015)

Walgreens # 09886 (3/2010 to 12/2017)
DEA: FW1784885
3400 Cesar Chavez
San Francisco, CA 94110

Anda, Inc Hydrocodone Shipments to Walgreens # 09886, by Strength

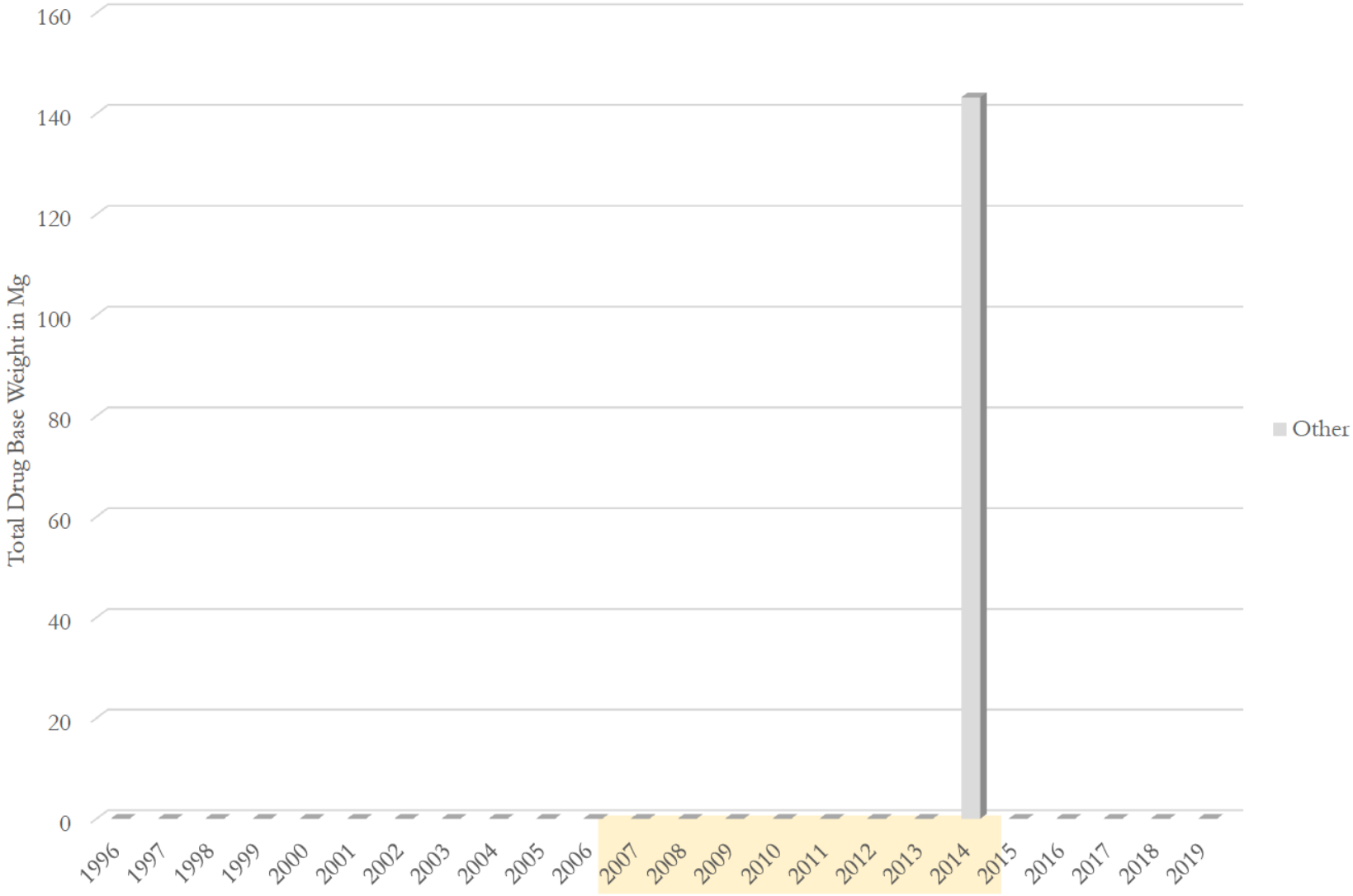

Data source: ARCOS (2006-2014) and Defendant Distribution Data (Anda 12/1996 - 1/2015)

Anda, Inc Hydrocodone Shipments to Walgreens # 09886, by Strength
(Total Dosage Units)

Strength Year\	Other	Total	Avg. Str
1996	0	**0**	
1997	0	**0**	
1998	0	**0**	
1999	0	**0**	
2000	0	**0**	
2001	0	**0**	
2002	0	**0**	
2003	0	**0**	
2004	0	**0**	
2005	0	**0**	
2006	0	**0**	
2007	0	**0**	
2008	0	**0**	
2009	0	**0**	
2010	0	**0**	
2011	0	**0**	
2012	0	**0**	
2013	0	**0**	
2014	0	**0**	
2015	0	**0**	
2016	0	**0**	
2017	0	**0**	
2018	0	**0**	
2019	0	**0**	
Total	**0**	**0**	

Data source: ARCOS (2006-2014) and Defendant Distribution Data (Anda 12/1996 - 1/2015)

Anda, Inc Hydrocodone Shipments to Walgreens # 09886, by Strength
(Total MME)

Strength Year\	Other	Total	Avg. Str
1996	0	**0**	
1997	0	**0**	
1998	0	**0**	
1999	0	**0**	
2000	0	**0**	
2001	0	**0**	
2002	0	**0**	
2003	0	**0**	
2004	0	**0**	
2005	0	**0**	
2006	0	**0**	
2007	0	**0**	
2008	0	**0**	
2009	0	**0**	
2010	0	**0**	
2011	0	**0**	
2012	0	**0**	
2013	0	**0**	
2014	143	**143**	
2015	0	**0**	
2016	0	**0**	
2017	0	**0**	
2018	0	**0**	
2019	0	**0**	
Total	**143**	**143**	

Data source: ARCOS (2006-2014) and Defendant Distribution Data (Anda 12/1996 - 1/2015)

Anda, Inc Hydrocodone Shipments to Walgreens # 09886, by Strength
(Total Drug Base Weight in Milligram)

Strength Year\	Other	Total	Avg. Str
1996	0	**0**	
1997	0	**0**	
1998	0	**0**	
1999	0	**0**	
2000	0	**0**	
2001	0	**0**	
2002	0	**0**	
2003	0	**0**	
2004	0	**0**	
2005	0	**0**	
2006	0	**0**	
2007	0	**0**	
2008	0	**0**	
2009	0	**0**	
2010	0	**0**	
2011	0	**0**	
2012	0	**0**	
2013	0	**0**	
2014	143	**143**	
2015	0	**0**	
2016	0	**0**	
2017	0	**0**	
2018	0	**0**	
2019	0	**0**	
Total	**143**	**143**	

Data source: ARCOS (2006-2014) and Defendant Distribution Data (Anda 12/1996 - 1/2015)

Walgreens # 09886 (3/2010 to 12/2017)
DEA: FW1784885
3400 Cesar Chavez
San Francisco, CA 94110

Walgreen Co Hydrocodone Shipments to Walgreens # 09886

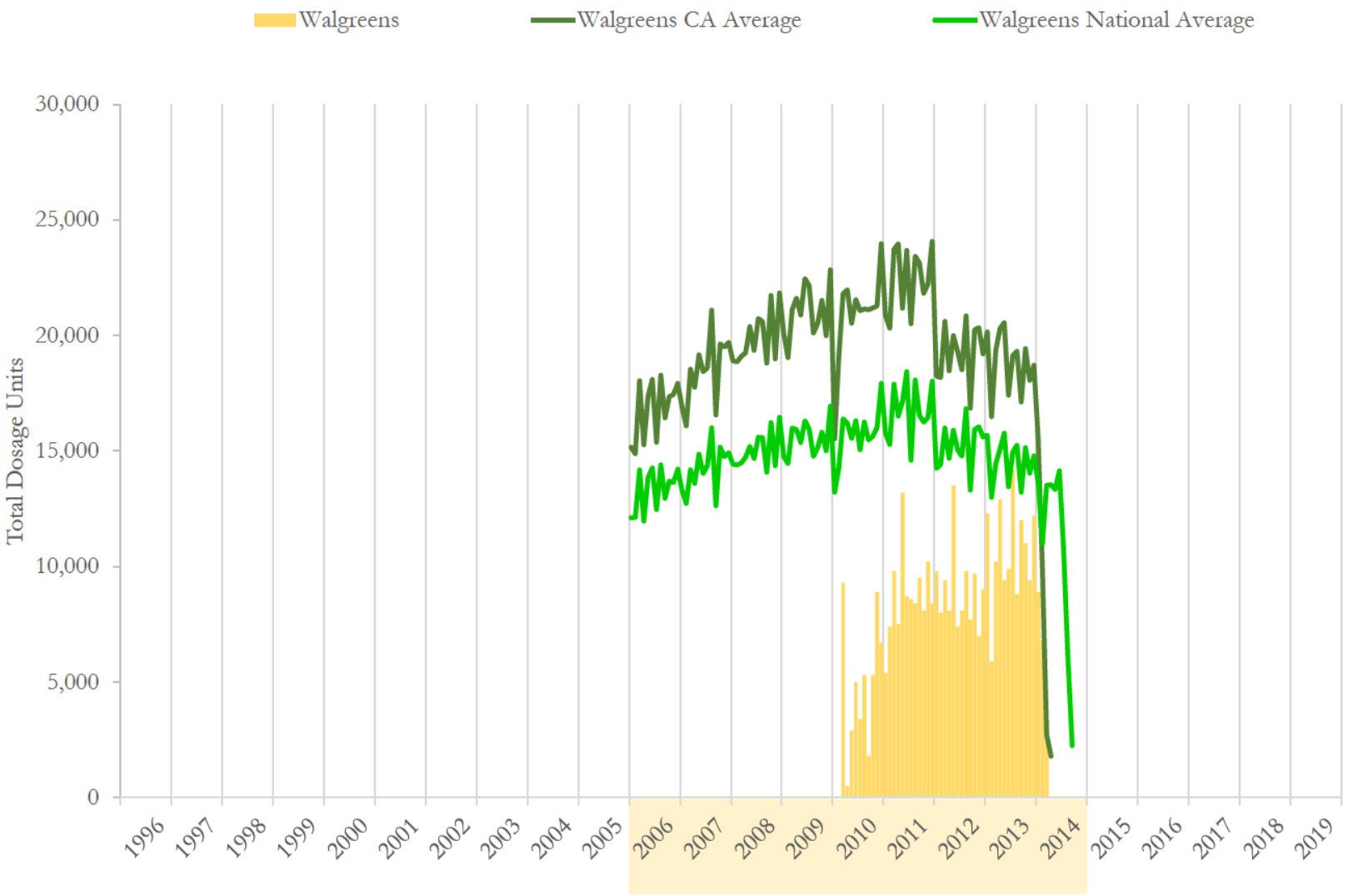

National and state averages reflect hydrocodone shipped from Walgreen Co to all active pharmacies each month.
Data source: ARCOS (2006-2014) and Defendant Distribution Data (Walgreens 1/2006 - 3/2014)

Walgreens # 09886 (3/2010 to 12/2017)
DEA: FW1784885
3400 Cesar Chavez
San Francisco, CA 94110

Walgreen Co Hydrocodone Shipments to Walgreens # 09886

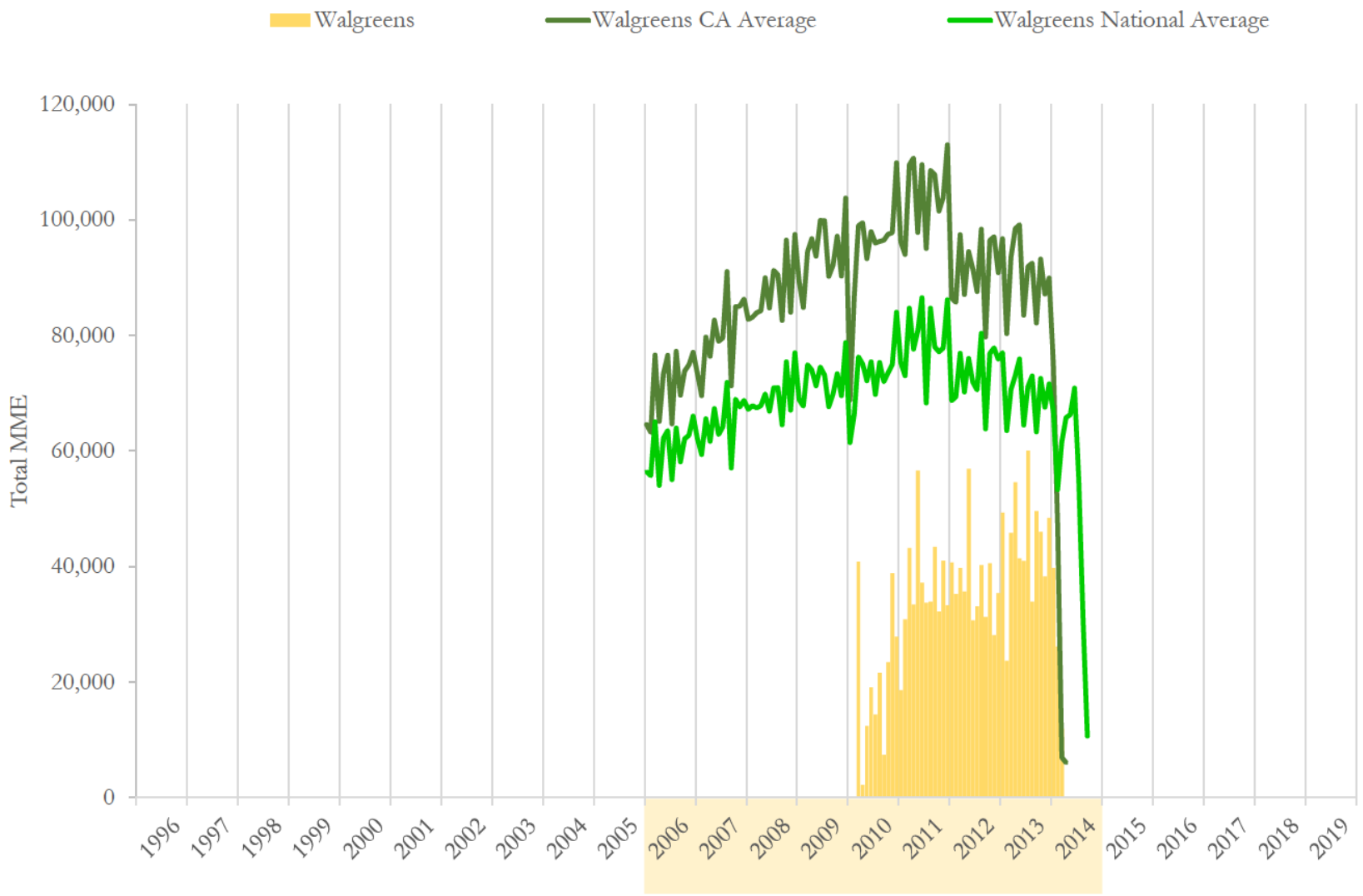

National and state averages reflect hydrocodone shipped from Walgreen Co to all active pharmacies each month.
Data source: ARCOS (2006-2014) and Defendant Distribution Data (Walgreens 1/2006 - 3/2014)

Walgreens # 09886 (3/2010 to 12/2017)
DEA: FW1784885
3400 Cesar Chavez
San Francisco, CA 94110

Walgreen Co Hydrocodone Shipments to Walgreens # 09886

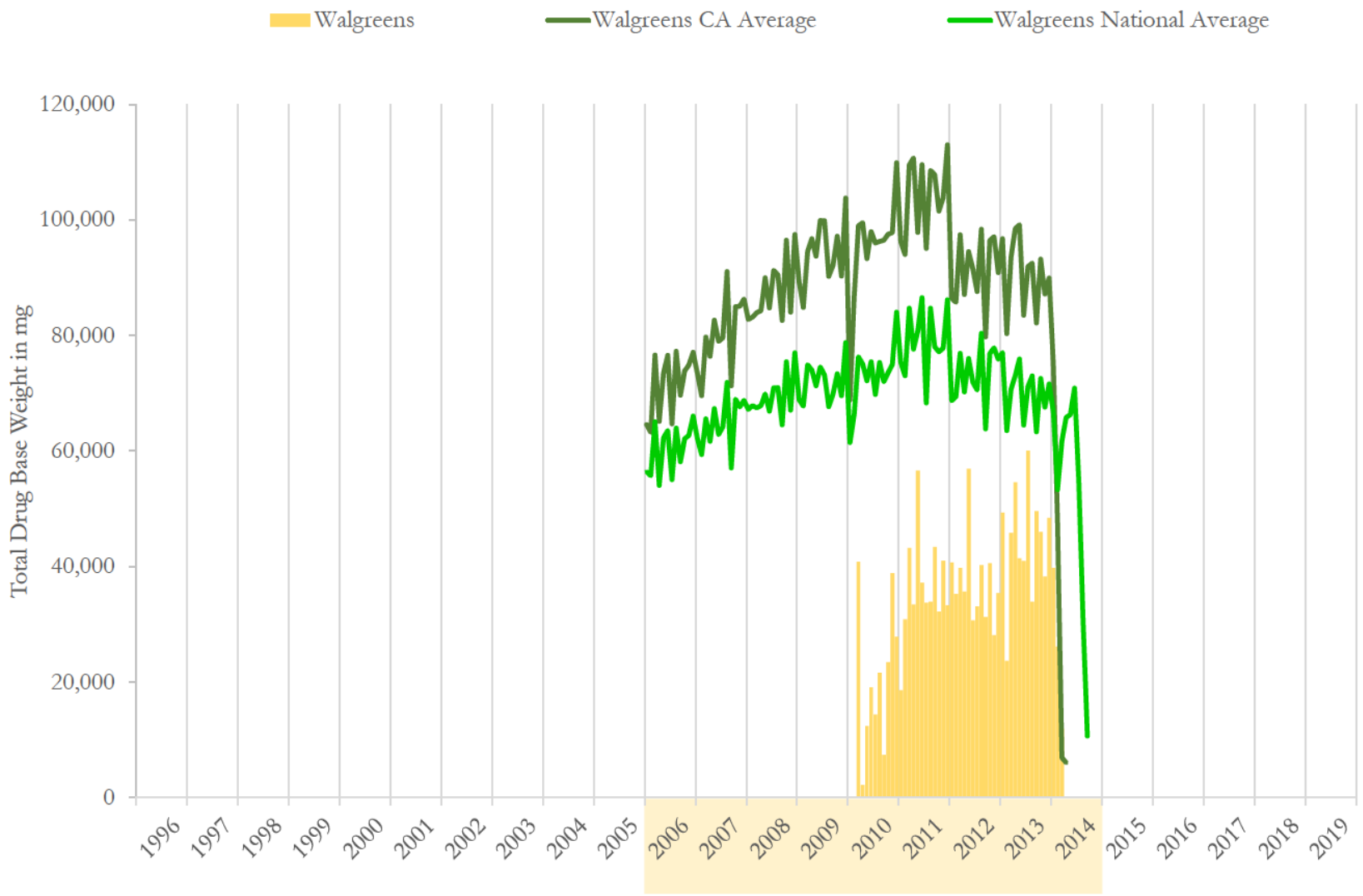

National and state averages reflect hydrocodone shipped from Walgreen Co to all active pharmacies each month.
Data source: ARCOS (2006-2014) and Defendant Distribution Data (Walgreens 1/2006 - 3/2014)

Walgreens # 09886 (3/2010 to 12/2017)
DEA: FW1784885
3400 Cesar Chavez
San Francisco, CA 94110

Walgreen Co Hydrocodone Shipments to Walgreens # 09886

	Dosage Units		MME		Drug Base Weight in mg	
Date	Walgreens	% Change	Walgreens	% Change	Walgreens	% Change
01/2010	0	n/a	0	n/a	0	n/a
02/2010	0	n/a	0	n/a	0	n/a
03/2010	9,300	n/a	40,840	n/a	40,840	n/a
04/2010	500	-94.6%	2,230	-94.5%	2,230	-94.5%
05/2010	2,900	480.0%	12,411	456.6%	12,411	456.6%
06/2010	5,000	72.4%	19,070	53.7%	19,070	53.7%
07/2010	3,400	-32.0%	14,378	-24.6%	14,378	-24.6%
08/2010	5,300	55.9%	21,619	50.4%	21,619	50.4%
09/2010	1,800	-66.0%	7,416	-65.7%	7,416	-65.7%
10/2010	5,300	194.4%	23,443	216.1%	23,443	216.1%
11/2010	8,900	67.9%	38,864	65.8%	38,864	65.8%
12/2010	6,700	-24.7%	27,848	-28.3%	27,848	-28.3%
01/2011	5,400	-19.4%	18,616	-33.2%	18,616	-33.2%
02/2011	7,400	37.0%	30,867	65.8%	30,867	65.8%
03/2011	9,800	32.4%	43,237	40.1%	43,237	40.1%
04/2011	7,500	-23.5%	33,448	-22.6%	33,448	-22.6%
05/2011	13,200	76.0%	56,605	69.2%	56,605	69.2%
06/2011	8,700	-34.1%	37,183	-34.3%	37,183	-34.3%
07/2011	8,600	-1.1%	33,743	-9.3%	33,743	-9.3%
08/2011	8,400	-2.3%	33,902	0.5%	33,902	0.5%
09/2011	9,500	13.1%	43,421	28.1%	43,421	28.1%
10/2011	8,100	-14.7%	32,238	-25.8%	32,238	-25.8%
11/2011	10,200	25.9%	41,016	27.2%	41,016	27.2%
12/2011	8,400	-17.6%	33,281	-18.9%	33,281	-18.9%

Data source: ARCOS (2006-2014) and Defendant Distribution Data (Walgreens 1/2006 - 3/2014)

Walgreens # 09886 (3/2010 to 12/2017)
DEA: FW1784885
3400 Cesar Chavez
San Francisco, CA 94110

Walgreen Co Hydrocodone Shipments to Walgreens # 09886

	Dosage Units		MME		Drug Base Weight in mg	
Date	Walgreens	% Change	Walgreens	% Change	Walgreens	% Change
01/2012	9,800	16.7%	40,705	22.3%	40,705	22.3%
02/2012	8,000	-18.4%	35,240	-13.4%	35,240	-13.4%
03/2012	9,400	17.5%	39,732	12.7%	39,732	12.7%
04/2012	8,100	-13.8%	35,702	-10.1%	35,702	-10.1%
05/2012	13,500	66.7%	56,891	59.3%	56,891	59.3%
06/2012	7,400	-45.2%	30,700	-46.0%	30,700	-46.0%
07/2012	8,100	9.5%	33,105	7.8%	33,105	7.8%
08/2012	9,800	21.0%	40,243	21.6%	40,243	21.6%
09/2012	7,700	-21.4%	31,289	-22.2%	31,289	-22.2%
10/2012	9,700	26.0%	40,546	29.6%	40,546	29.6%
11/2012	7,000	-27.8%	28,119	-30.6%	28,119	-30.6%
12/2012	9,000	28.6%	35,392	25.9%	35,392	25.9%
01/2013	12,300	36.7%	49,324	39.4%	49,324	39.4%
02/2013	5,900	-52.0%	23,713	-51.9%	23,713	-51.9%
03/2013	10,200	72.9%	45,802	93.2%	45,802	93.2%
04/2013	12,900	26.5%	54,556	19.1%	54,556	19.1%
05/2013	9,400	-27.1%	41,421	-24.1%	41,421	-24.1%
06/2013	9,900	5.3%	40,983	-1.1%	40,983	-1.1%
07/2013	14,200	43.4%	60,062	46.6%	60,062	46.6%
08/2013	8,800	-38.0%	33,902	-43.6%	33,902	-43.6%
09/2013	12,000	36.4%	49,635	46.4%	49,635	46.4%
10/2013	11,000	-8.3%	46,002	-7.3%	46,002	-7.3%
11/2013	9,400	-14.5%	38,283	-16.8%	38,283	-16.8%
12/2013	12,200	29.8%	48,432	26.5%	48,432	26.5%

Data source: ARCOS (2006-2014) and Defendant Distribution Data (Walgreens 1/2006 - 3/2014)

Walgreen Co Hydrocodone Shipments to Walgreens # 09886

	Dosage Units		MME		Drug Base Weight in mg	
Date	Walgreens	% Change	Walgreens	% Change	Walgreens	% Change
01/2014	8,900	-27.0%	39,773	-17.9%	39,773	-17.9%
02/2014	6,800	-23.6%	26,167	-34.2%	26,167	-34.2%
03/2014	3,300	-51.5%	11,940	-54.4%	11,940	-54.4%
04/2014	0	-100.0%	0	-100.0%	0	-100.0%
05/2014	0	n/a	0	n/a	0	n/a
06/2014	0	n/a	0	n/a	0	n/a
07/2014	0	n/a	0	n/a	0	n/a
08/2014	0	n/a	0	n/a	0	n/a
09/2014	0	n/a	0	n/a	0	n/a
10/2014	0	n/a	0	n/a	0	n/a
11/2014	0	n/a	0	n/a	0	n/a
12/2014	0	n/a	0	n/a	0	n/a
01/2015	0	n/a	0	n/a	0	n/a
02/2015	0	n/a	0	n/a	0	n/a
03/2015	0	n/a	0	n/a	0	n/a
04/2015	0	n/a	0	n/a	0	n/a
05/2015	0	n/a	0	n/a	0	n/a
06/2015	0	n/a	0	n/a	0	n/a
07/2015	0	n/a	0	n/a	0	n/a
08/2015	0	n/a	0	n/a	0	n/a
09/2015	0	n/a	0	n/a	0	n/a
10/2015	0	n/a	0	n/a	0	n/a
11/2015	0	n/a	0	n/a	0	n/a
12/2015	0	n/a	0	n/a	0	n/a

Data source: ARCOS (2006-2014) and Defendant Distribution Data (Walgreens 1/2006 - 3/2014)

Walgreens # 09886 (3/2010 to 12/2017)
DEA: FW1784885
3400 Cesar Chavez
San Francisco, CA 94110

Walgreen Co Hydrocodone Shipments to Walgreens # 09886

	Dosage Units		MME		Drug Base Weight in mg	
Date	Walgreens	% Change	Walgreens	% Change	Walgreens	% Change
1996	0		0		0	
1997	0	n/a	0	n/a	0	n/a
1998	0	n/a	0	n/a	0	n/a
1999	0	n/a	0	n/a	0	n/a
2000	0	n/a	0	n/a	0	n/a
2001	0	n/a	0	n/a	0	n/a
2002	0	n/a	0	n/a	0	n/a
2003	0	n/a	0	n/a	0	n/a
2004	0	n/a	0	n/a	0	n/a
2005	0	n/a	0	n/a	0	n/a
2006	0	n/a	0	n/a	0	n/a
2007	0	n/a	0	n/a	0	n/a
2008	0	n/a	0	n/a	0	n/a
2009	0	n/a	0	n/a	0	n/a
2010	49,100	n/a	208,120	n/a	208,120	n/a
2011	105,200	114.3%	437,558	110.2%	437,558	110.2%
2012	107,500	2.2%	447,663	2.3%	447,663	2.3%
2013	128,200	19.3%	532,116	18.9%	532,116	18.9%
2014	19,000	-85.2%	77,880	-85.4%	77,880	-85.4%
2015	0	-100.0%	0	-100.0%	0	-100.0%
2016	0	n/a	0	n/a	0	n/a
2017	0	n/a	0	n/a	0	n/a
2018	0	n/a	0	n/a	0	n/a
2019	0	n/a	0	n/a	0	n/a
Total	**409,000**		**1,703,337**		**1,703,337**	

Data source: ARCOS (2006-2014) and Defendant Distribution Data (Walgreens 1/2006 - 3/2014)

Walgreens # 09886 (3/2010 to 12/2017)
DEA: FW1784885
3400 Cesar Chavez
San Francisco, CA 94110

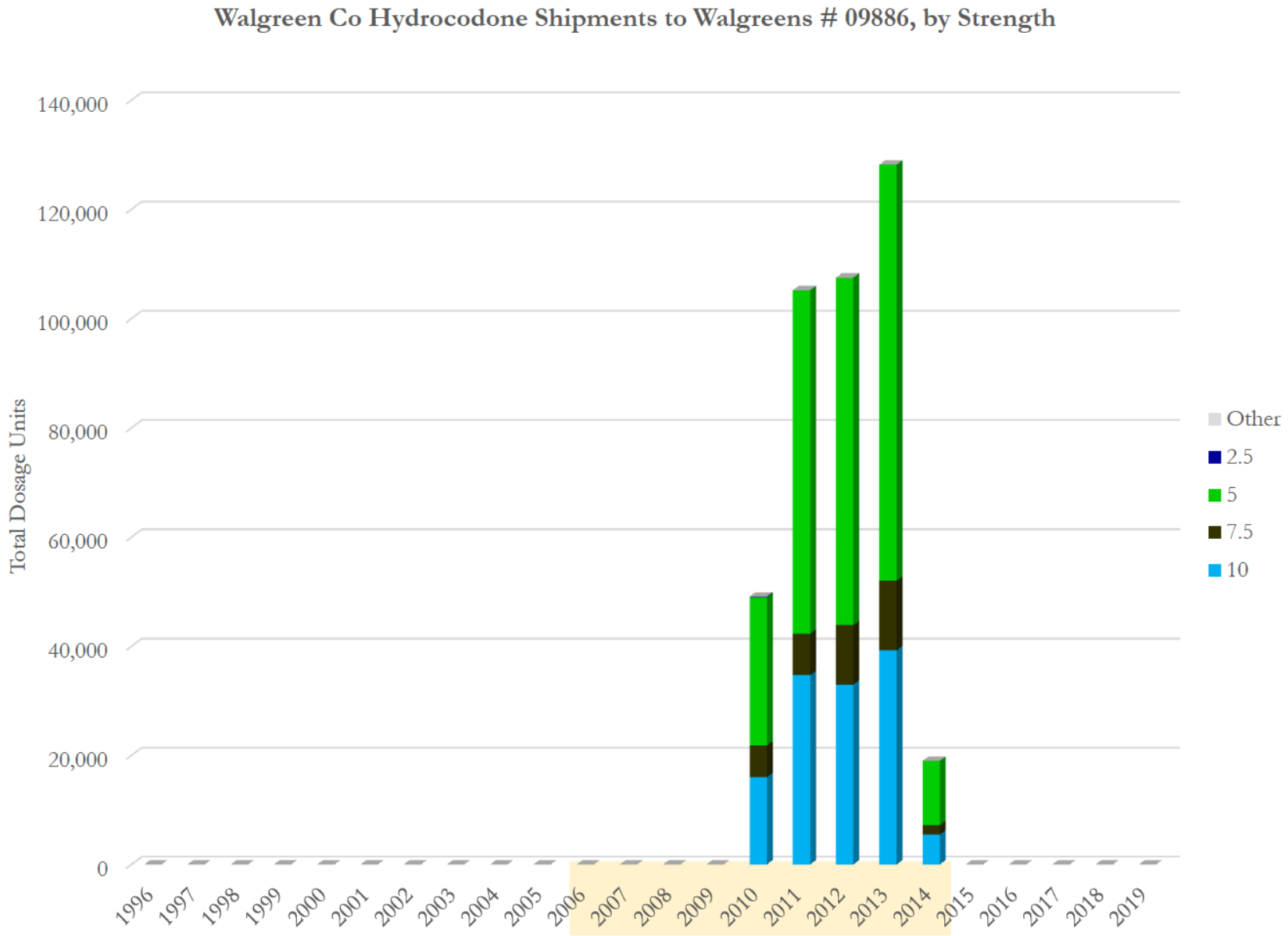

Data source: ARCOS (2006-2014) and Defendant Distribution Data (Walgreens 1/2006 - 3/2014)

Walgreens # 09886 (3/2010 to 12/2017)
DEA: FW1784885
3400 Cesar Chavez
San Francisco, CA 94110

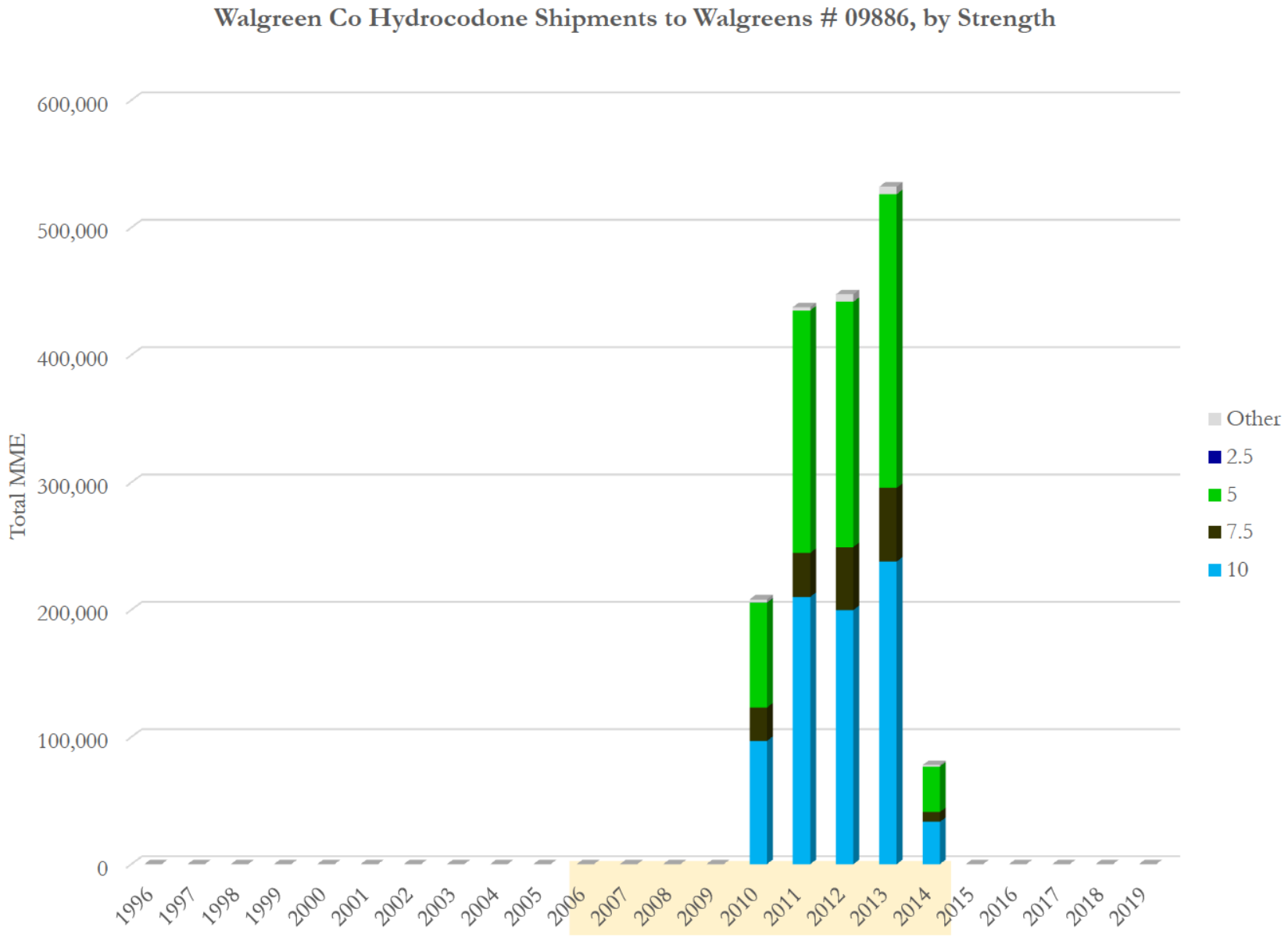

Data source: ARCOS (2006-2014) and Defendant Distribution Data (Walgreens 1/2006 - 3/2014)

Walgreens # 09886 (3/2010 to 12/2017)
DEA: FW1784885
3400 Cesar Chavez
San Francisco, CA 94110

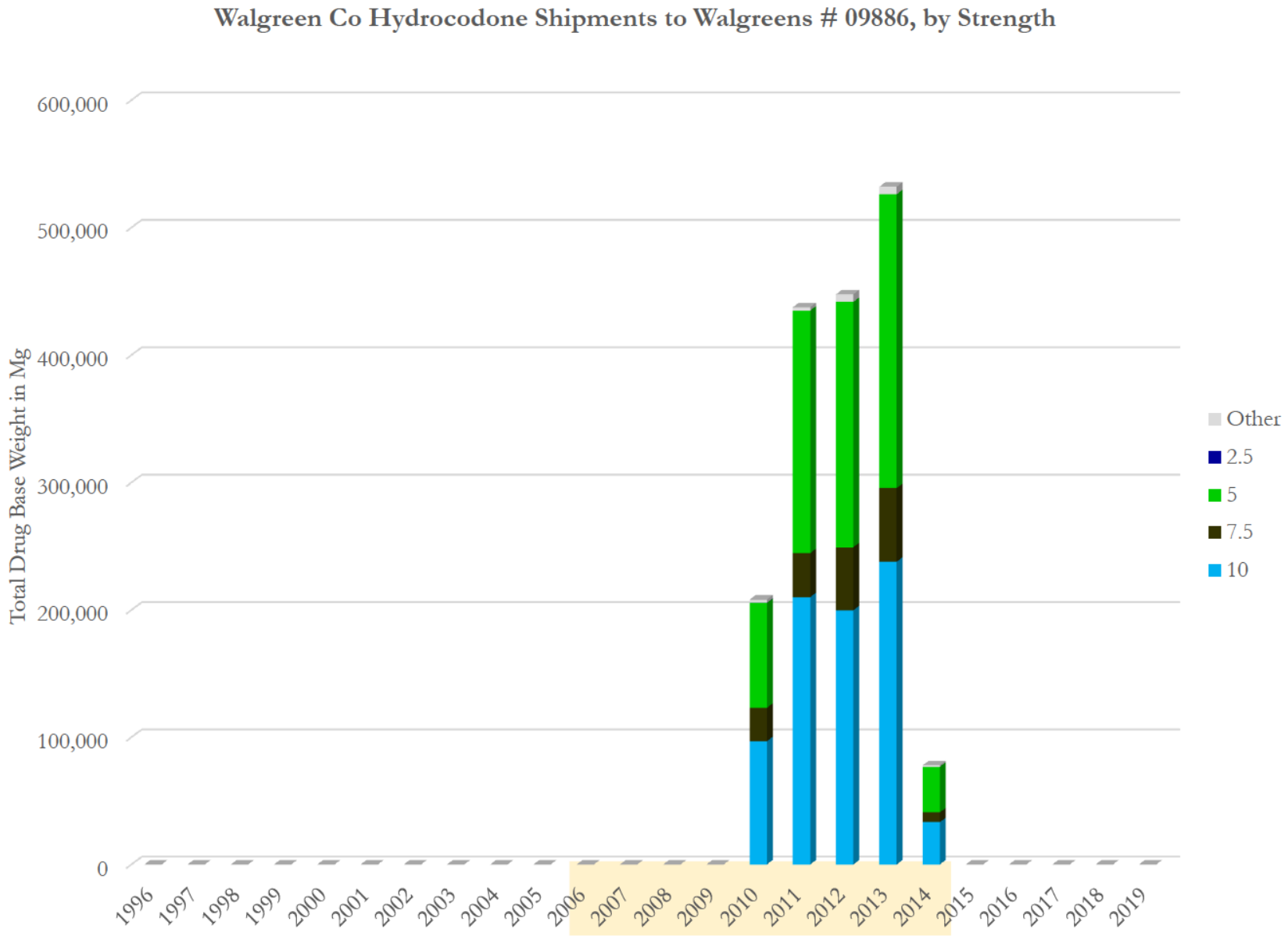

Data source: ARCOS (2006-2014) and Defendant Distribution Data (Walgreens 1/2006 - 3/2014)

Walgreens # 09886 (3/2010 to 12/2017)
DEA: FW1784885
3400 Cesar Chavez
San Francisco, CA 94110

Walgreen Co Hydrocodone Shipments to Walgreens # 09886, by Strength
(Total Dosage Units)

Strength Year\	10	7.5	5	2.5	Other	Total	Avg. Str
1996	0	0	0	0	0	**0**	
1997	0	0	0	0	0	**0**	
1998	0	0	0	0	0	**0**	
1999	0	0	0	0	0	**0**	
2000	0	0	0	0	0	**0**	
2001	0	0	0	0	0	**0**	
2002	0	0	0	0	0	**0**	
2003	0	0	0	0	0	**0**	
2004	0	0	0	0	0	**0**	
2005	0	0	0	0	0	**0**	
2006	0	0	0	0	0	**0**	
2007	0	0	0	0	0	**0**	
2008	0	0	0	0	0	**0**	
2009	0	0	0	0	0	**0**	
2010	16,000	5,800	27,200	100	0	**49,100**	6.92
2011	34,700	7,600	62,900	0	0	**105,200**	6.83
2012	33,000	10,900	63,600	0	0	**107,500**	6.79
2013	39,300	12,700	76,200	0	0	**128,200**	6.78
2014	5,500	1,700	11,800	0	0	**19,000**	6.67
2015	0	0	0	0	0	**0**	
2016	0	0	0	0	0	**0**	
2017	0	0	0	0	0	**0**	
2018	0	0	0	0	0	**0**	
2019	0	0	0	0	0	**0**	
Total	**128,500**	**38,700**	**241,700**	**100**	**0**	**409,000**	6.81

Data source: ARCOS (2006-2014) and Defendant Distribution Data (Walgreens 1/2006 - 3/2014)

Walgreens # 09886 (3/2010 to 12/2017)
DEA: FW1784885
3400 Cesar Chavez
San Francisco, CA 94110

Walgreen Co Hydrocodone Shipments to Walgreens # 09886, by Strength (Total MME)

Strength / Year\	10	7.5	5	2.5	Other	Total	Avg. Str
1996	0	0	0	0	0	**0**	
1997	0	0	0	0	0	**0**	
1998	0	0	0	0	0	**0**	
1999	0	0	0	0	0	**0**	
2000	0	0	0	0	0	**0**	
2001	0	0	0	0	0	**0**	
2002	0	0	0	0	0	**0**	
2003	0	0	0	0	0	**0**	
2004	0	0	0	0	0	**0**	
2005	0	0	0	0	0	**0**	
2006	0	0	0	0	0	**0**	
2007	0	0	0	0	0	**0**	
2008	0	0	0	0	0	**0**	
2009	0	0	0	0	0	**0**	
2010	96,864	26,335	82,334	151	2,435	**208,120**	6.92
2011	210,074	34,508	190,398	0	2,578	**437,558**	6.83
2012	199,782	49,491	192,517	0	5,872	**447,663**	6.79
2013	237,922	57,664	230,657	0	5,872	**532,116**	6.78
2014	33,297	7,719	35,719	0	1,146	**77,880**	6.67
2015	0	0	0	0	0	**0**	
2016	0	0	0	0	0	**0**	
2017	0	0	0	0	0	**0**	
2018	0	0	0	0	0	**0**	
2019	0	0	0	0	0	**0**	
Total	**777,939**	**175,717**	**731,626**	**151**	**17,904**	**1,703,337**	6.81

Data source: ARCOS (2006-2014) and Defendant Distribution Data (Walgreens 1/2006 - 3/2014)

Walgreens # 09886 (3/2010 to 12/2017)
DEA: FW1784885
3400 Cesar Chavez
San Francisco, CA 94110

Walgreen Co Hydrocodone Shipments to Walgreens # 09886, by Strength
(Total Drug Base Weight in Milligram)

Strength Year\	10	7.5	5	2.5	Other	Total	Avg. Str
1996	0	0	0	0	0	**0**	
1997	0	0	0	0	0	**0**	
1998	0	0	0	0	0	**0**	
1999	0	0	0	0	0	**0**	
2000	0	0	0	0	0	**0**	
2001	0	0	0	0	0	**0**	
2002	0	0	0	0	0	**0**	
2003	0	0	0	0	0	**0**	
2004	0	0	0	0	0	**0**	
2005	0	0	0	0	0	**0**	
2006	0	0	0	0	0	**0**	
2007	0	0	0	0	0	**0**	
2008	0	0	0	0	0	**0**	
2009	0	0	0	0	0	**0**	
2010	96,864	26,335	82,334	151	2,435	**208,120**	6.92
2011	210,074	34,508	190,398	0	2,578	**437,558**	6.83
2012	199,782	49,491	192,517	0	5,872	**447,663**	6.79
2013	237,922	57,664	230,657	0	5,872	**532,116**	6.78
2014	33,297	7,719	35,719	0	1,146	**77,880**	6.67
2015	0	0	0	0	0	**0**	
2016	0	0	0	0	0	**0**	
2017	0	0	0	0	0	**0**	
2018	0	0	0	0	0	**0**	
2019	0	0	0	0	0	**0**	
Total	**777,939**	**175,717**	**731,626**	**151**	**17,904**	**1,703,337**	6.81

Data source: ARCOS (2006-2014) and Defendant Distribution Data (Walgreens 1/2006 - 3/2014)

Walgreens # 00903 (4/1996 to 5/2009)
DEA: AW6397461
5411 Geary Blvd
San Francisco, CA 94121

Walgreen Co Oxycodone Shipments to Walgreens # 00903

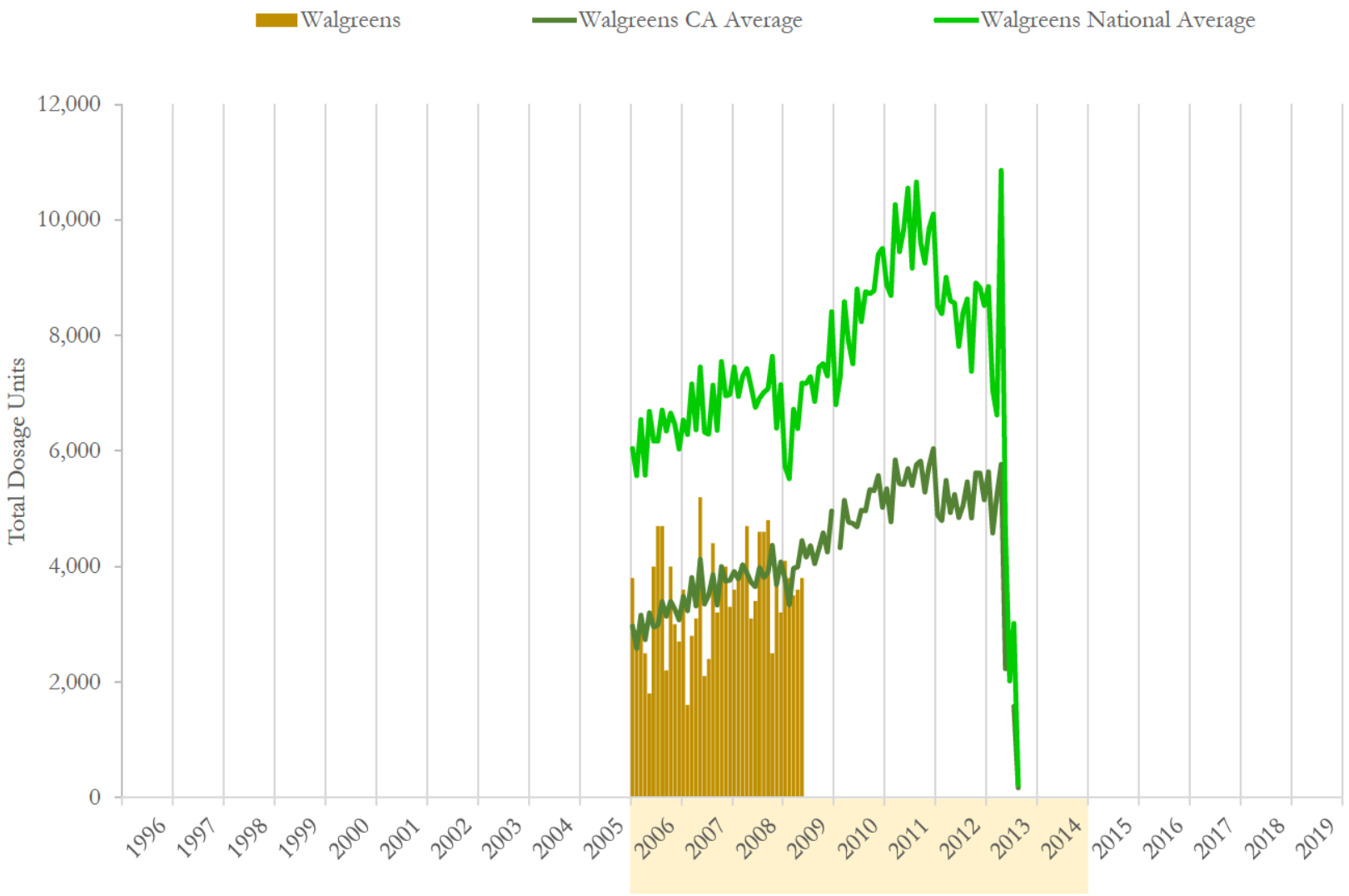

National and state averages reflect oxycodone shipped from Walgreen Co to all active pharmacies each month.
Data source: ARCOS (2006-2014) and Defendant Distribution Data (Walgreens 1/2006 - 3/2014)

Walgreens # 00903 (4/1996 to 5/2009)
DEA: AW6397461
5411 Geary Blvd
San Francisco, CA 94121

Walgreen Co Oxycodone Shipments to Walgreens # 00903

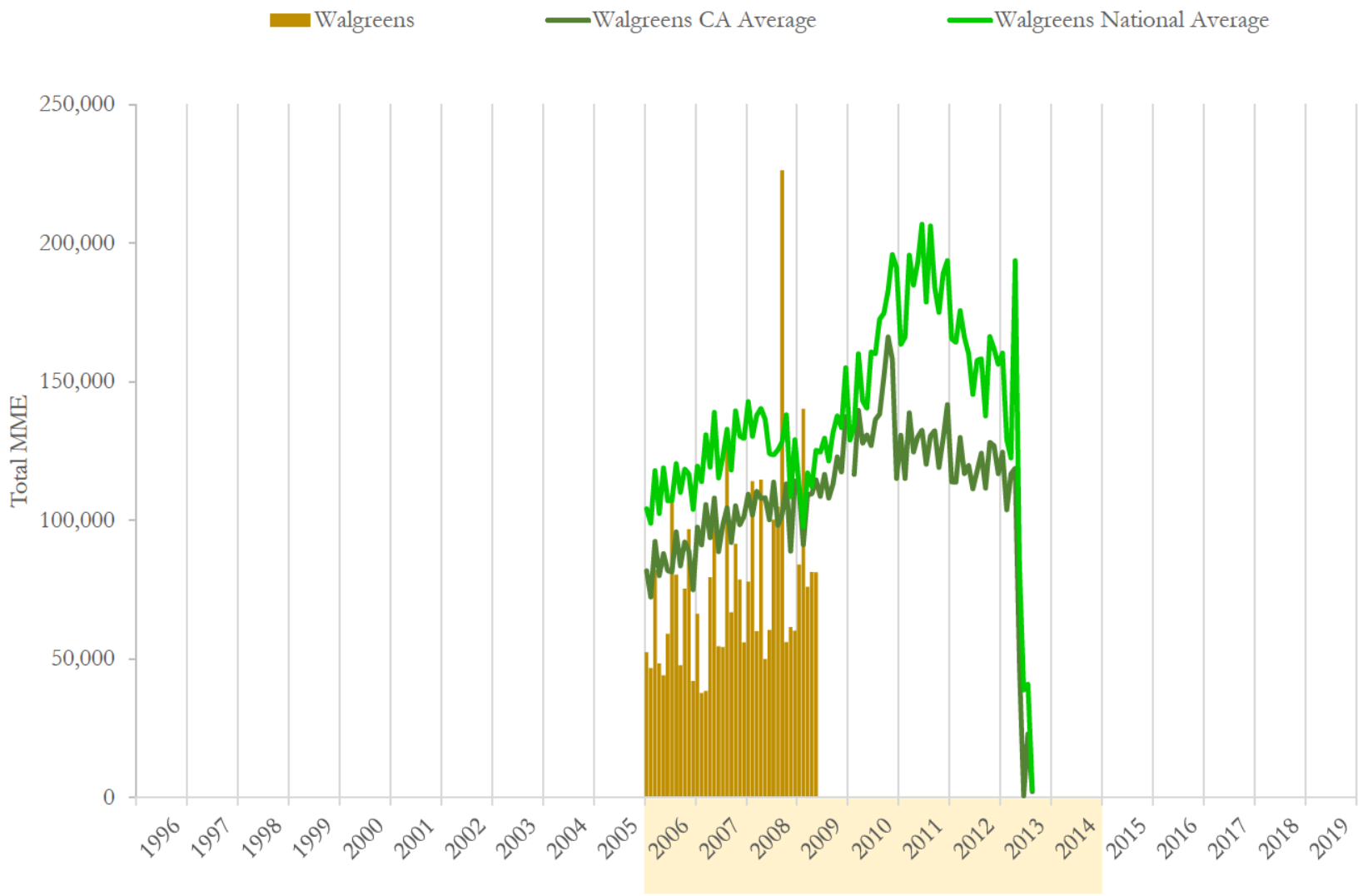

National and state averages reflect oxycodone shipped from Walgreen Co to all active pharmacies each month.
Data source: ARCOS (2006-2014) and Defendant Distribution Data (Walgreens 1/2006 - 3/2014)

Walgreens # 00903 (4/1996 to 5/2009)
DEA: AW6397461
5411 Geary Blvd
San Francisco, CA 94121

Walgreen Co Oxycodone Shipments to Walgreens # 00903

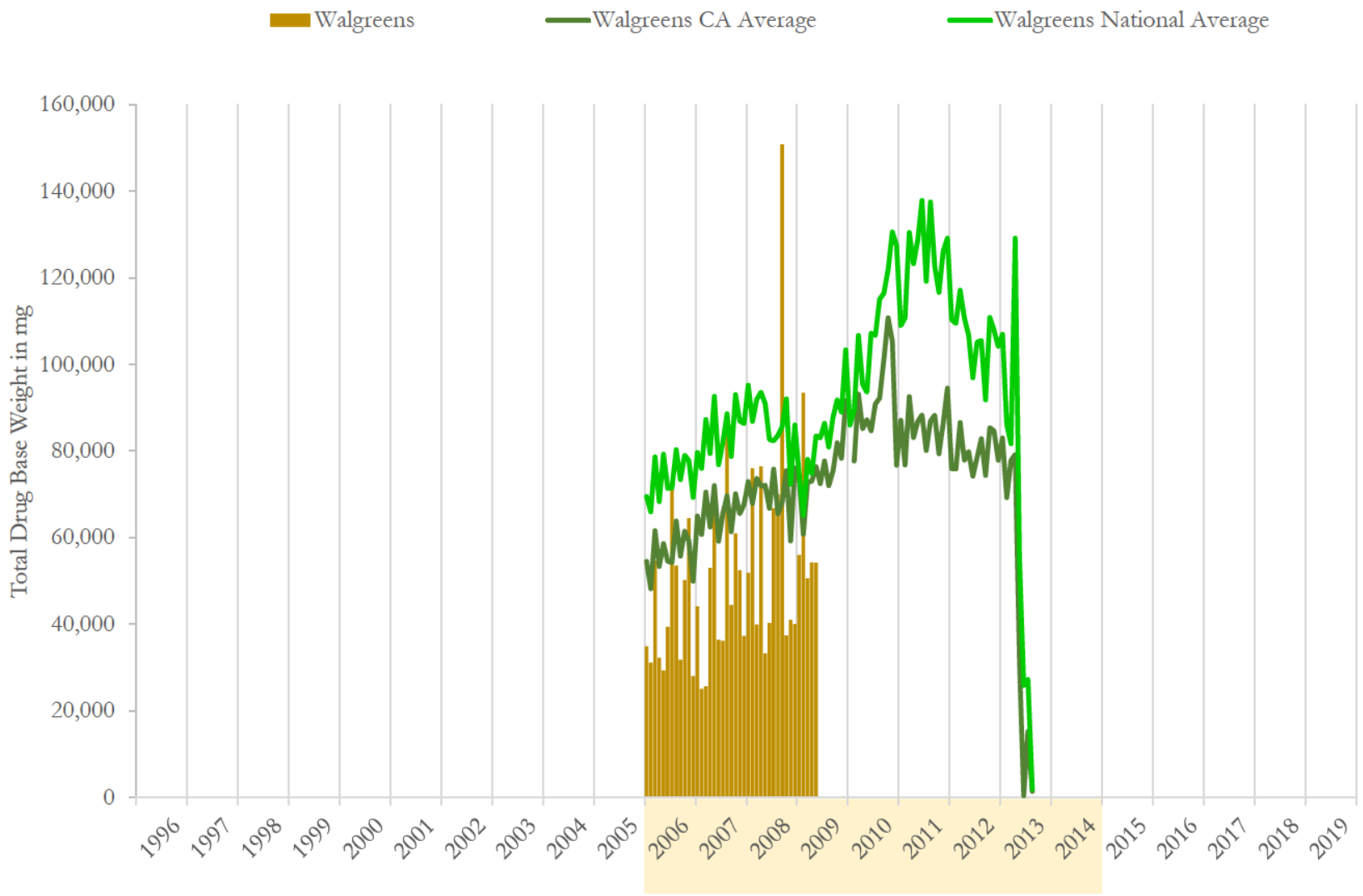

National and state averages reflect oxycodone shipped from Walgreen Co to all active pharmacies each month.
Data source: ARCOS (2006-2014) and Defendant Distribution Data (Walgreens 1/2006 - 3/2014)

Walgreens # 00903 (4/1996 to 5/2009)
DEA: AW6397461
5411 Geary Blvd
San Francisco, CA 94121

Walgreen Co Oxycodone Shipments to Walgreens # 00903

	Dosage Units		MME		Drug Base Weight in mg	
Date	Walgreens	% Change	Walgreens	% Change	Walgreens	% Change
01/2006	3,800	n/a	52,378	n/a	34,919	n/a
02/2006	2,900	-23.7%	46,663	-10.9%	31,109	-10.9%
03/2006	3,000	3.4%	82,030	75.8%	54,686	75.8%
04/2006	2,500	-16.7%	48,411	-41.0%	32,274	-41.0%
05/2006	1,800	-28.0%	44,041	-9.0%	29,360	-9.0%
06/2006	4,000	122.2%	59,102	34.2%	39,401	34.2%
07/2006	4,700	17.5%	109,261	84.9%	72,841	84.9%
08/2006	4,700	0.0%	80,349	-26.5%	53,566	-26.5%
09/2006	2,200	-53.2%	47,739	-40.6%	31,826	-40.6%
10/2006	4,000	81.8%	75,306	57.7%	50,204	57.7%
11/2006	3,000	-25.0%	96,822	28.6%	64,548	28.6%
12/2006	2,700	-10.0%	42,023	-56.6%	28,016	-56.6%
01/2007	3,600	33.3%	66,229	57.6%	44,153	57.6%
02/2007	1,600	-55.6%	37,680	-43.1%	25,120	-43.1%
03/2007	2,800	75.0%	38,513	2.2%	25,675	2.2%
04/2007	3,100	10.7%	79,496	106.4%	52,997	106.4%
05/2007	5,200	67.7%	103,875	30.7%	69,250	30.7%
06/2007	2,100	-59.6%	54,603	-47.4%	36,402	-47.4%
07/2007	2,400	14.3%	54,314	-0.5%	36,209	-0.5%
08/2007	4,400	83.3%	131,395	141.9%	87,597	141.9%
09/2007	3,200	-27.3%	66,753	-49.2%	44,502	-49.2%
10/2007	4,000	25.0%	91,483	37.0%	60,988	37.0%
11/2007	4,000	0.0%	78,661	-14.0%	52,440	-14.0%
12/2007	3,300	-17.5%	56,035	-28.8%	37,357	-28.8%

Data source: ARCOS (2006-2014) and Defendant Distribution Data (Walgreens 1/2006 - 3/2014)

Walgreens # 00903 (4/1996 to 5/2009)
DEA: AW6397461
5411 Geary Blvd
San Francisco, CA 94121

Walgreen Co Oxycodone Shipments to Walgreens # 00903

	Dosage Units		MME		Drug Base Weight in mg	
Date	Walgreens	% Change	Walgreens	% Change	Walgreens	% Change
01/2008	3,600	9.1%	77,847	38.9%	51,898	38.9%
02/2008	3,900	8.3%	114,015	46.5%	76,010	46.5%
03/2008	4,000	2.6%	59,928	-47.4%	39,952	-47.4%
04/2008	4,700	17.5%	114,680	91.4%	76,453	91.4%
05/2008	3,100	-34.0%	49,991	-56.4%	33,327	-56.4%
06/2008	3,400	9.7%	60,514	21.0%	40,342	21.0%
07/2008	4,600	35.3%	100,183	65.6%	66,789	65.6%
08/2008	4,600	0.0%	104,891	4.7%	69,927	4.7%
09/2008	4,800	4.3%	226,187	115.6%	150,791	115.6%
10/2008	2,500	-47.9%	56,143	-75.2%	37,429	-75.2%
11/2008	3,800	52.0%	61,522	9.6%	41,015	9.6%
12/2008	3,200	-15.8%	60,178	-2.2%	40,118	-2.2%
01/2009	4,100	28.1%	84,047	39.7%	56,031	39.7%
02/2009	3,800	-7.3%	140,190	66.8%	93,460	66.8%
03/2009	3,500	-7.9%	75,978	-45.8%	50,652	-45.8%
04/2009	3,600	2.9%	81,357	7.1%	54,238	7.1%
05/2009	3,800	5.6%	81,290	-0.1%	54,193	-0.1%
06/2009	0	-100.0%	0	-100.0%	0	-100.0%
07/2009	0	n/a	0	n/a	0	n/a
08/2009	0	n/a	0	n/a	0	n/a
09/2009	0	n/a	0	n/a	0	n/a
10/2009	0	n/a	0	n/a	0	n/a
11/2009	0	n/a	0	n/a	0	n/a
12/2009	0	n/a	0	n/a	0	n/a

Data source: ARCOS (2006-2014) and Defendant Distribution Data (Walgreens 1/2006 - 3/2014)

Walgreens # 00903 (4/1996 to 5/2009)
DEA: AW6397461
5411 Geary Blvd
San Francisco, CA 94121

Walgreen Co Oxycodone Shipments to Walgreens # 00903

	Dosage Units		MME		Drug Base Weight in mg	
Date	Walgreens	% Change	Walgreens	% Change	Walgreens	% Change
1996	0		0		0	
1997	0	n/a	0	n/a	0	n/a
1998	0	n/a	0	n/a	0	n/a
1999	0	n/a	0	n/a	0	n/a
2000	0	n/a	0	n/a	0	n/a
2001	0	n/a	0	n/a	0	n/a
2002	0	n/a	0	n/a	0	n/a
2003	0	n/a	0	n/a	0	n/a
2004	0	n/a	0	n/a	0	n/a
2005	0	n/a	0	n/a	0	n/a
2006	39,300	n/a	784,123	n/a	522,749	n/a
2007	39,700	1.0%	859,036	9.6%	572,691	9.6%
2008	46,200	16.4%	1,086,078	26.4%	724,052	26.4%
2009	18,800	-59.3%	462,863	-57.4%	308,575	-57.4%
2010	0	-100.0%	0	-100.0%	0	-100.0%
2011	0	n/a	0	n/a	0	n/a
2012	0	n/a	0	n/a	0	n/a
2013	0	n/a	0	n/a	0	n/a
2014	0	n/a	0	n/a	0	n/a
2015	0	n/a	0	n/a	0	n/a
2016	0	n/a	0	n/a	0	n/a
2017	0	n/a	0	n/a	0	n/a
2018	0	n/a	0	n/a	0	n/a
2019	0	n/a	0	n/a	0	n/a
Total	**144,000**		**3,192,100**		**2,128,067**	

Data source: ARCOS (2006-2014) and Defendant Distribution Data (Walgreens 1/2006 - 3/2014)

Walgreens # 00903 (4/1996 to 5/2009)
DEA: AW6397461
5411 Geary Blvd
San Francisco, CA 94121

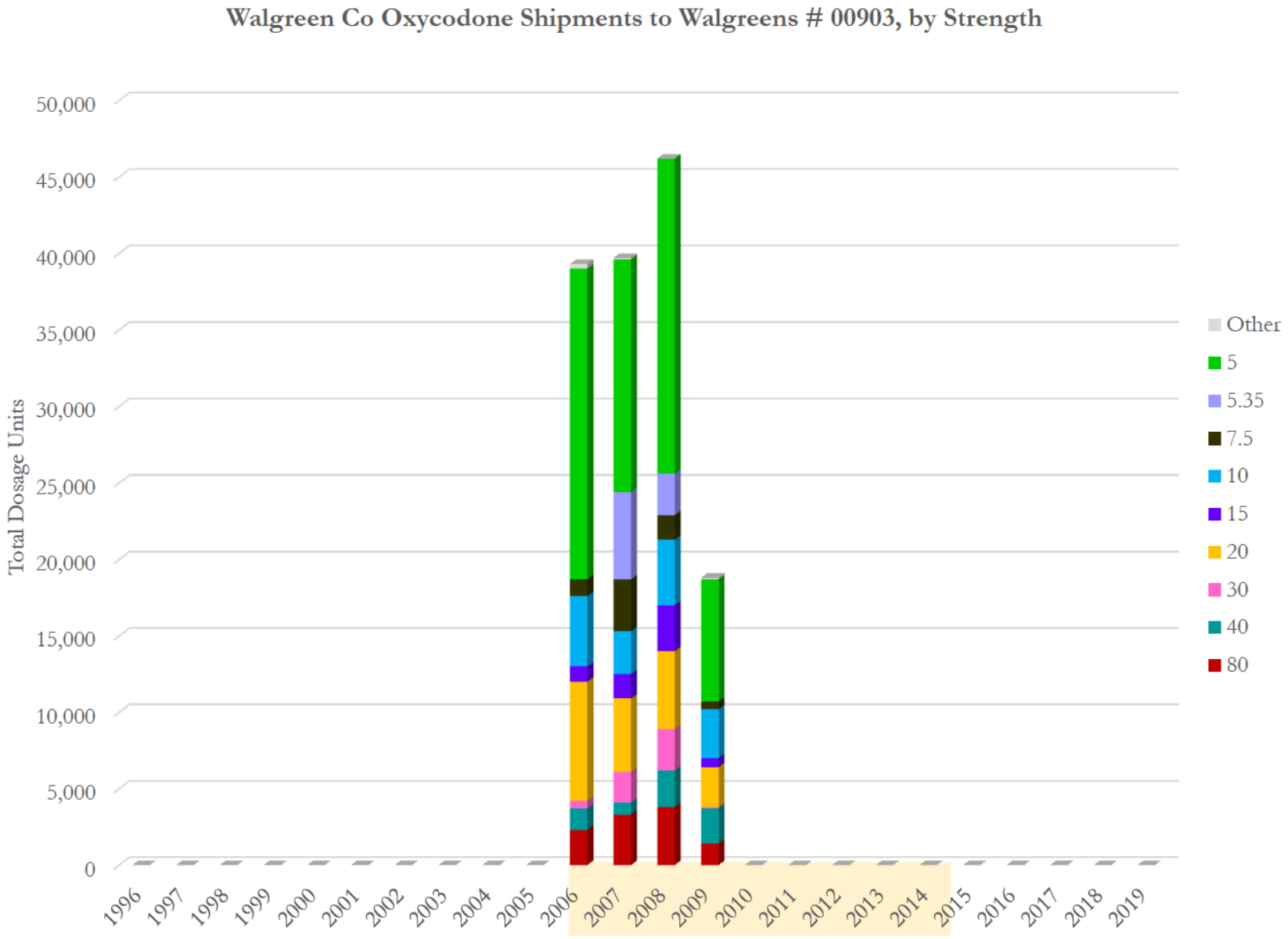

Data source: ARCOS (2006-2014) and Defendant Distribution Data (Walgreens 1/2006 - 3/2014)

Walgreens # 00903 (4/1996 to 5/2009)
DEA: AW6397461
5411 Geary Blvd
San Francisco, CA 94121

Walgreen Co Oxycodone Shipments to Walgreens # 00903, by Strength

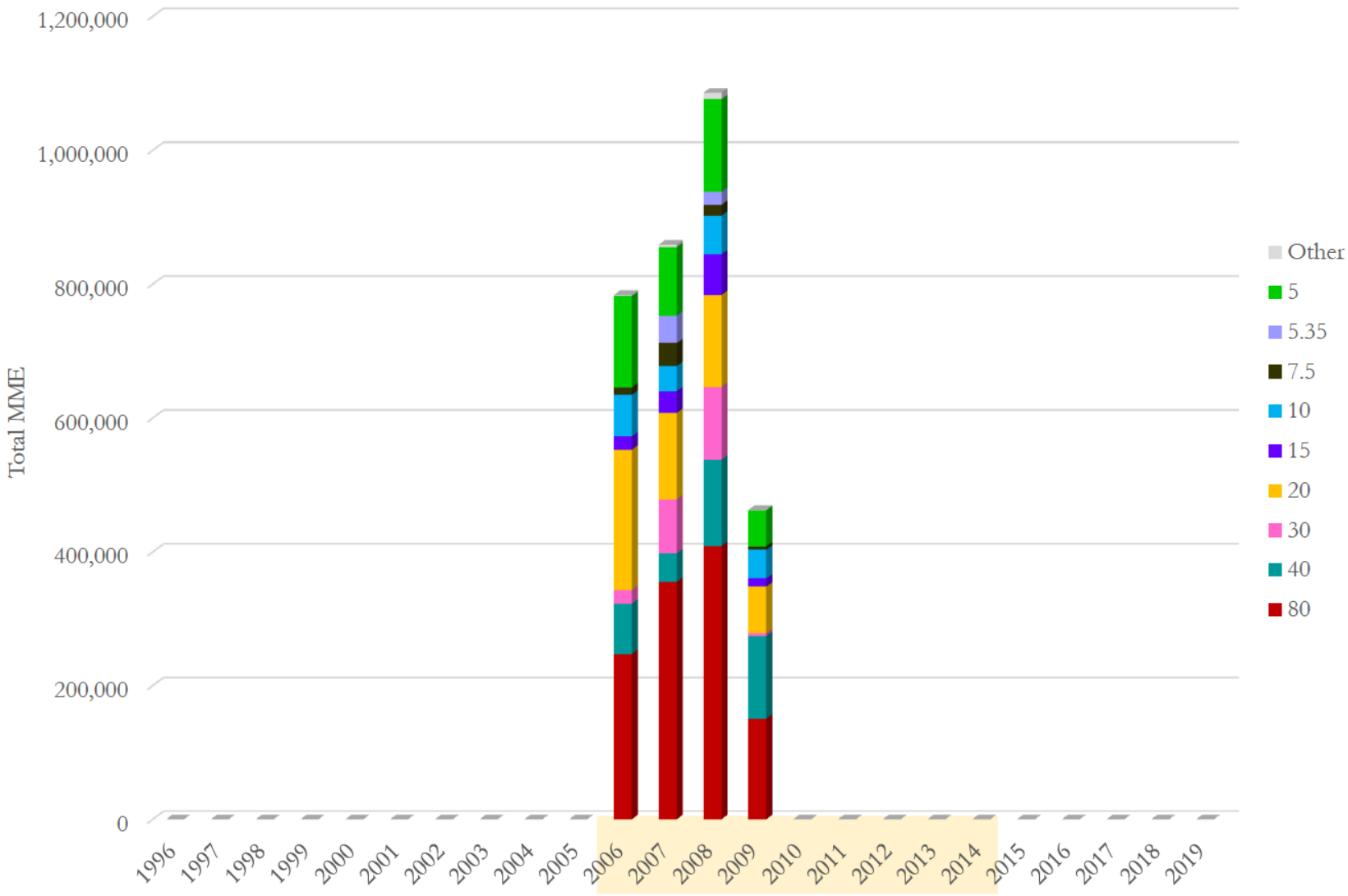

Data source: ARCOS (2006-2014) and Defendant Distribution Data (Walgreens 1/2006 - 3/2014)

Walgreens # 00903 (4/1996 to 5/2009)
DEA: AW6397461
5411 Geary Blvd
San Francisco, CA 94121

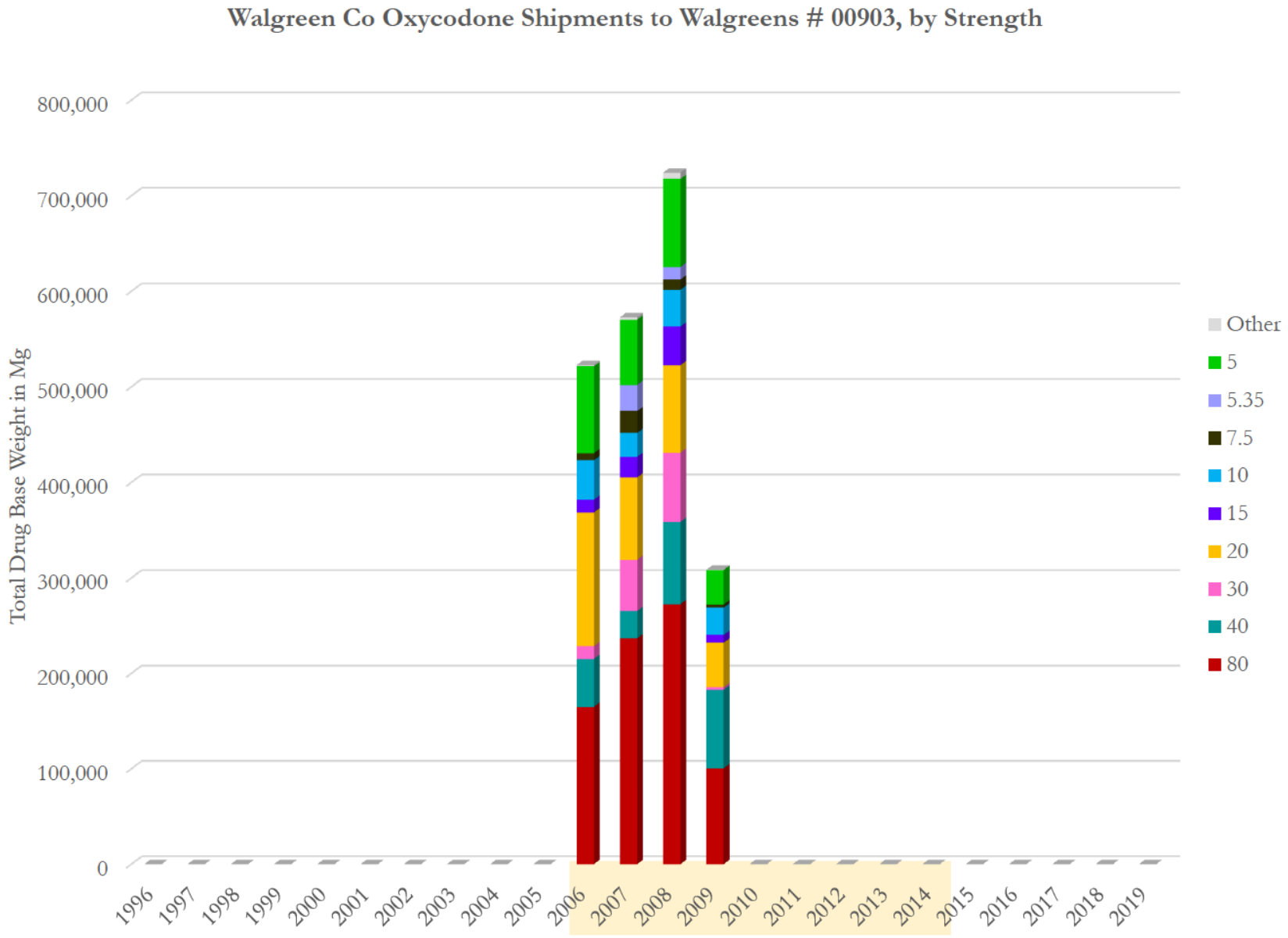

Data source: ARCOS (2006-2014) and Defendant Distribution Data (Walgreens 1/2006 - 3/2014)

Walgreens # 00903 (4/1996 to 5/2009)
DEA: AW6397461
5411 Geary Blvd
San Francisco, CA 94121

Walgreen Co Oxycodone Shipments to Walgreens # 00903, by Strength
(Total Dosage Units)

Strength Year\	80	40	30	20	15	10	7.5	5.35	5	Other	Total	Avg. Str
1996	0	0	0	0	0	0	0	0	0	0	**0**	
1997	0	0	0	0	0	0	0	0	0	0	**0**	
1998	0	0	0	0	0	0	0	0	0	0	**0**	
1999	0	0	0	0	0	0	0	0	0	0	**0**	
2000	0	0	0	0	0	0	0	0	0	0	**0**	
2001	0	0	0	0	0	0	0	0	0	0	**0**	
2002	0	0	0	0	0	0	0	0	0	0	**0**	
2003	0	0	0	0	0	0	0	0	0	0	**0**	
2004	0	0	0	0	0	0	0	0	0	0	**0**	
2005	0	0	0	0	0	0	0	0	0	0	**0**	
2006	2,300	1,400	500	7,800	1,000	4,600	1,100	0	20,300	300	**39,300**	14.92
2007	3,300	800	2,000	4,800	1,600	2,800	3,400	5,700	15,200	100	**39,700**	16.06
2008	3,800	2,400	2,700	5,100	3,000	4,300	1,600	2,700	20,600	0	**46,200**	17.33
2009	1,400	2,300	100	2,600	600	3,200	500	0	8,000	100	**18,800**	18.38
2010	0	0	0	0	0	0	0	0	0	0	**0**	
2011	0	0	0	0	0	0	0	0	0	0	**0**	
2012	0	0	0	0	0	0	0	0	0	0	**0**	
2013	0	0	0	0	0	0	0	0	0	0	**0**	
2014	0	0	0	0	0	0	0	0	0	0	**0**	
2015	0	0	0	0	0	0	0	0	0	0	**0**	
2016	0	0	0	0	0	0	0	0	0	0	**0**	
2017	0	0	0	0	0	0	0	0	0	0	**0**	
2018	0	0	0	0	0	0	0	0	0	0	**0**	
2019	0	0	0	0	0	0	0	0	0	0	**0**	
Total	**10,800**	**6,900**	**5,300**	**20,300**	**6,200**	**14,900**	**6,600**	**8,400**	**64,100**	**500**	**144,000**	16.46

Data source: ARCOS (2006-2014) and Defendant Distribution Data (Walgreens 1/2006 - 3/2014)

Walgreens # 00903 (4/1996 to 5/2009)
DEA: AW6397461
5411 Geary Blvd
San Francisco, CA 94121

Walgreen Co Oxycodone Shipments to Walgreens # 00903, by Strength (Total MME)

Strength Year\	80	40	30	20	15	10	7.5	5.35	5	Other	Total	Avg. Str
1996	0	0	0	0	0	0	0	0	0	0	**0**	
1997	0	0	0	0	0	0	0	0	0	0	**0**	
1998	0	0	0	0	0	0	0	0	0	0	**0**	
1999	0	0	0	0	0	0	0	0	0	0	**0**	
2000	0	0	0	0	0	0	0	0	0	0	**0**	
2001	0	0	0	0	0	0	0	0	0	0	**0**	
2002	0	0	0	0	0	0	0	0	0	0	**0**	
2003	0	0	0	0	0	0	0	0	0	0	**0**	
2004	0	0	0	0	0	0	0	0	0	0	**0**	
2005	0	0	0	0	0	0	0	0	0	0	**0**	
2006	247,434	75,306	20,171	209,781	20,171	61,859	11,094	0	136,492	1,815	**784,123**	14.92
2007	355,014	43,032	80,685	129,096	32,274	37,653	34,291	41,004	102,201	3,787	**859,036**	16.06
2008	408,804	129,096	108,925	137,165	60,514	57,824	16,137	19,423	138,509	9,682	**1,086,078**	17.33
2009	150,612	123,717	4,034	69,927	12,103	43,032	5,043	0	53,790	605	**462,863**	18.38
2010	0	0	0	0	0	0	0	0	0	0	**0**	
2011	0	0	0	0	0	0	0	0	0	0	**0**	
2012	0	0	0	0	0	0	0	0	0	0	**0**	
2013	0	0	0	0	0	0	0	0	0	0	**0**	
2014	0	0	0	0	0	0	0	0	0	0	**0**	
2015	0	0	0	0	0	0	0	0	0	0	**0**	
2016	0	0	0	0	0	0	0	0	0	0	**0**	
2017	0	0	0	0	0	0	0	0	0	0	**0**	
2018	0	0	0	0	0	0	0	0	0	0	**0**	
2019	0	0	0	0	0	0	0	0	0	0	**0**	
Total	**1,161,864**	**371,151**	**213,815**	**545,969**	**125,062**	**200,368**	**66,565**	**60,426**	**430,991**	**15,889**	**3,192,100**	16.46

Data source: ARCOS (2006-2014) and Defendant Distribution Data (Walgreens 1/2006 - 3/2014)

Walgreens # 00903 (4/1996 to 5/2009)
DEA: AW6397461
5411 Geary Blvd
San Francisco, CA 94121

Walgreen Co Oxycodone Shipments to Walgreens # 00903, by Strength
(Total Drug Base Weight in Milligram)

Strength Year\	80	40	30	20	15	10	7.5	5.35	5	Other	Total	Avg. Str
1996	0	0	0	0	0	0	0	0	0	0	**0**	
1997	0	0	0	0	0	0	0	0	0	0	**0**	
1998	0	0	0	0	0	0	0	0	0	0	**0**	
1999	0	0	0	0	0	0	0	0	0	0	**0**	
2000	0	0	0	0	0	0	0	0	0	0	**0**	
2001	0	0	0	0	0	0	0	0	0	0	**0**	
2002	0	0	0	0	0	0	0	0	0	0	**0**	
2003	0	0	0	0	0	0	0	0	0	0	**0**	
2004	0	0	0	0	0	0	0	0	0	0	**0**	
2005	0	0	0	0	0	0	0	0	0	0	**0**	
2006	164,956	50,204	13,448	139,854	13,448	41,239	7,396	0	90,995	1,210	**522,749**	14.92
2007	236,676	28,688	53,790	86,064	21,516	25,102	22,861	27,336	68,134	2,524	**572,691**	16.06
2008	272,536	86,064	72,617	91,443	40,343	38,550	10,758	12,948	92,339	6,455	**724,052**	17.33
2009	100,408	82,478	2,690	46,618	8,069	28,688	3,362	0	35,860	403	**308,575**	18.38
2010	0	0	0	0	0	0	0	0	0	0	**0**	
2011	0	0	0	0	0	0	0	0	0	0	**0**	
2012	0	0	0	0	0	0	0	0	0	0	**0**	
2013	0	0	0	0	0	0	0	0	0	0	**0**	
2014	0	0	0	0	0	0	0	0	0	0	**0**	
2015	0	0	0	0	0	0	0	0	0	0	**0**	
2016	0	0	0	0	0	0	0	0	0	0	**0**	
2017	0	0	0	0	0	0	0	0	0	0	**0**	
2018	0	0	0	0	0	0	0	0	0	0	**0**	
2019	0	0	0	0	0	0	0	0	0	0	**0**	
Total	**774,576**	**247,434**	**142,544**	**363,979**	**83,375**	**133,579**	**44,377**	**40,284**	**287,327**	**10,593**	**2,128,067**	16.46

Data source: ARCOS (2006-2014) and Defendant Distribution Data (Walgreens 1/2006 - 3/2014)

Walgreens # 00903 (4/1996 to 5/2009)
DEA: AW6397461
5411 Geary Blvd
San Francisco, CA 94121

Walgreen Co Hydrocodone Shipments to Walgreens # 00903

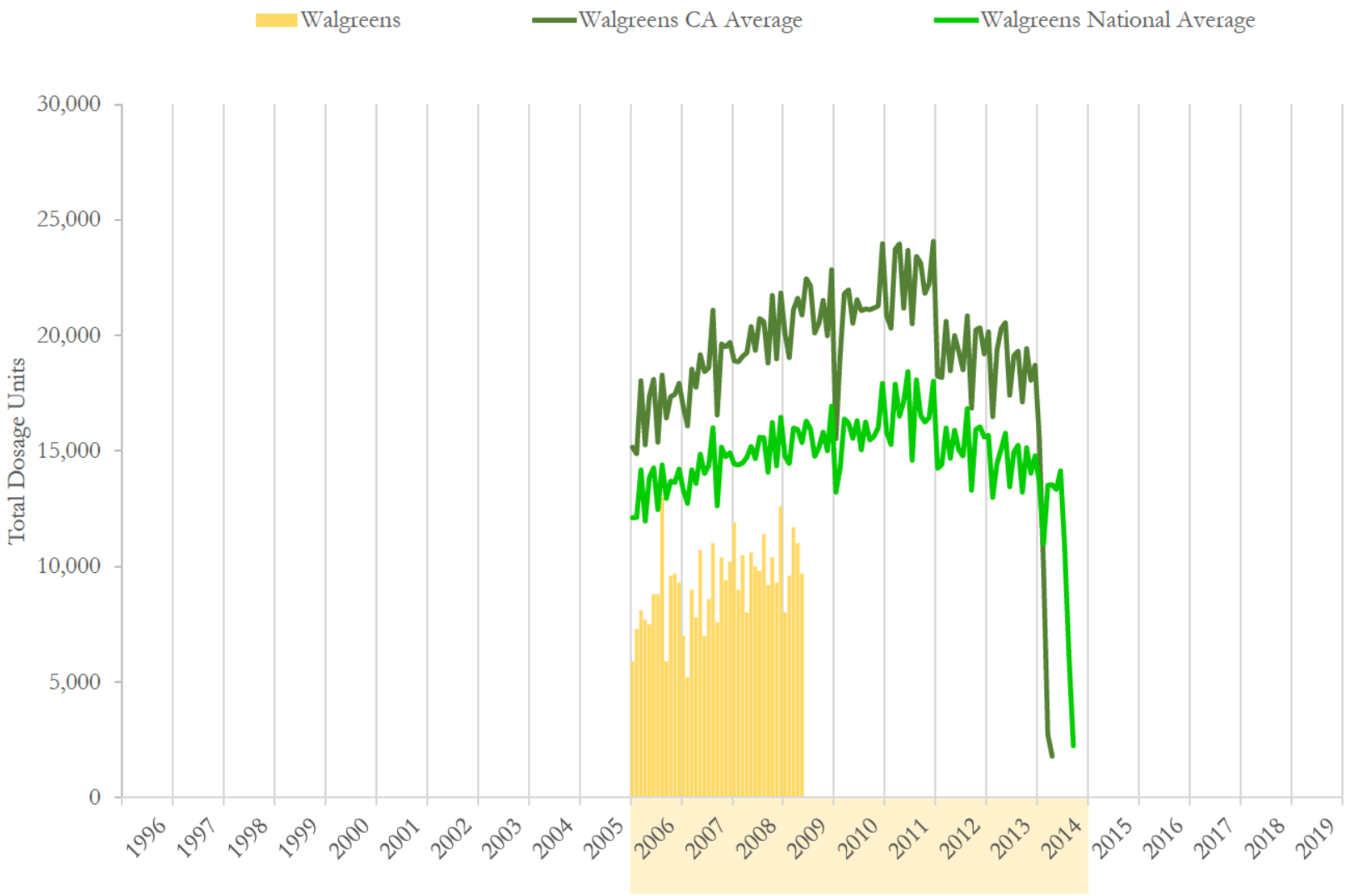

National and state averages reflect hydrocodone shipped from Walgreen Co to all active pharmacies each month.
Data source: ARCOS (2006-2014) and Defendant Distribution Data (Walgreens 1/2006 - 3/2014)

Walgreens # 00903 (4/1996 to 5/2009)
DEA: AW6397461
5411 Geary Blvd
San Francisco, CA 94121

Walgreen Co Hydrocodone Shipments to Walgreens # 00903

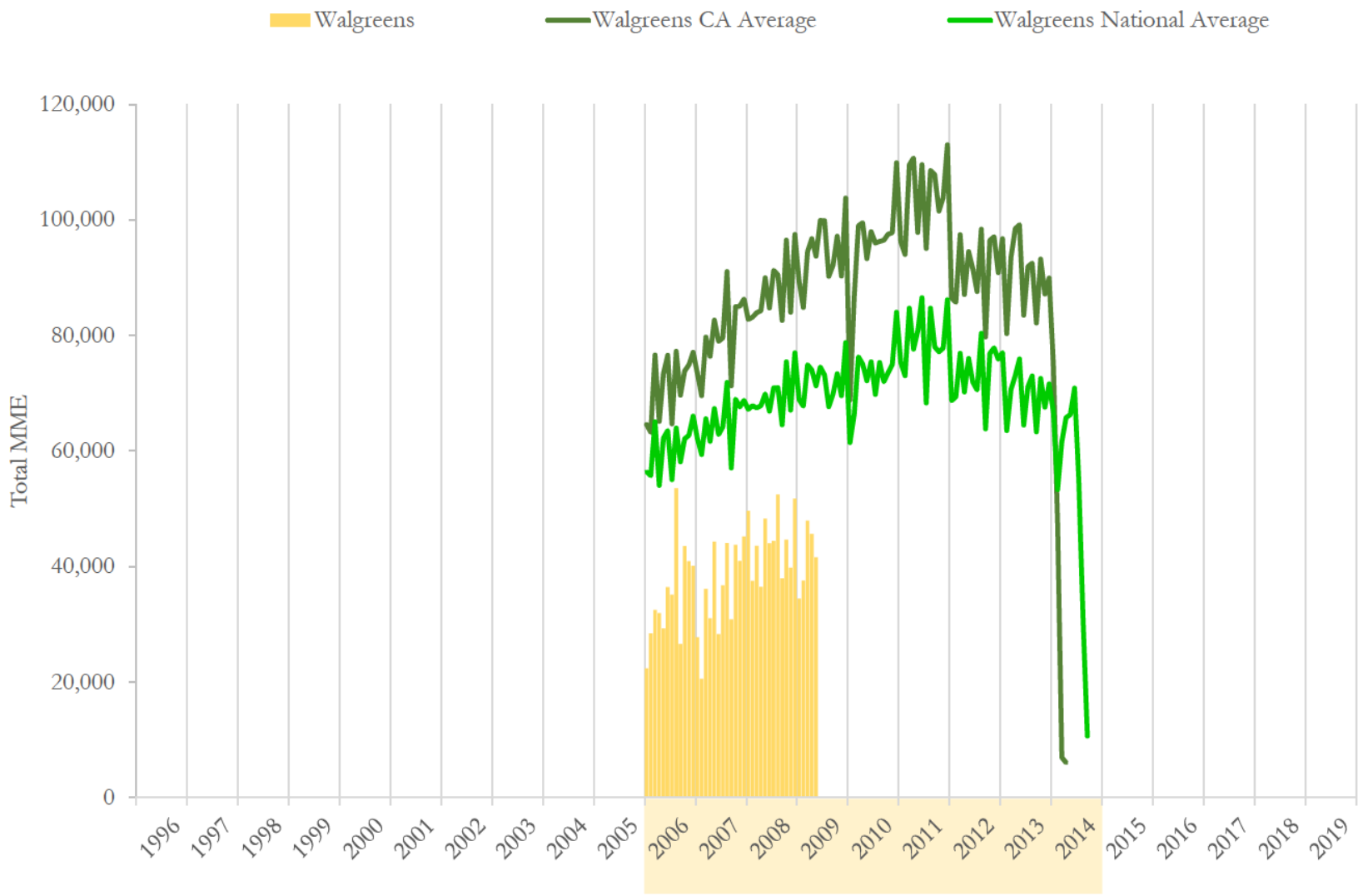

National and state averages reflect hydrocodone shipped from Walgreen Co to all active pharmacies each month.
Data source: ARCOS (2006-2014) and Defendant Distribution Data (Walgreens 1/2006 - 3/2014)

Walgreens # 00903 (4/1996 to 5/2009)
DEA: AW6397461
5411 Geary Blvd
San Francisco, CA 94121

Walgreen Co Hydrocodone Shipments to Walgreens # 00903

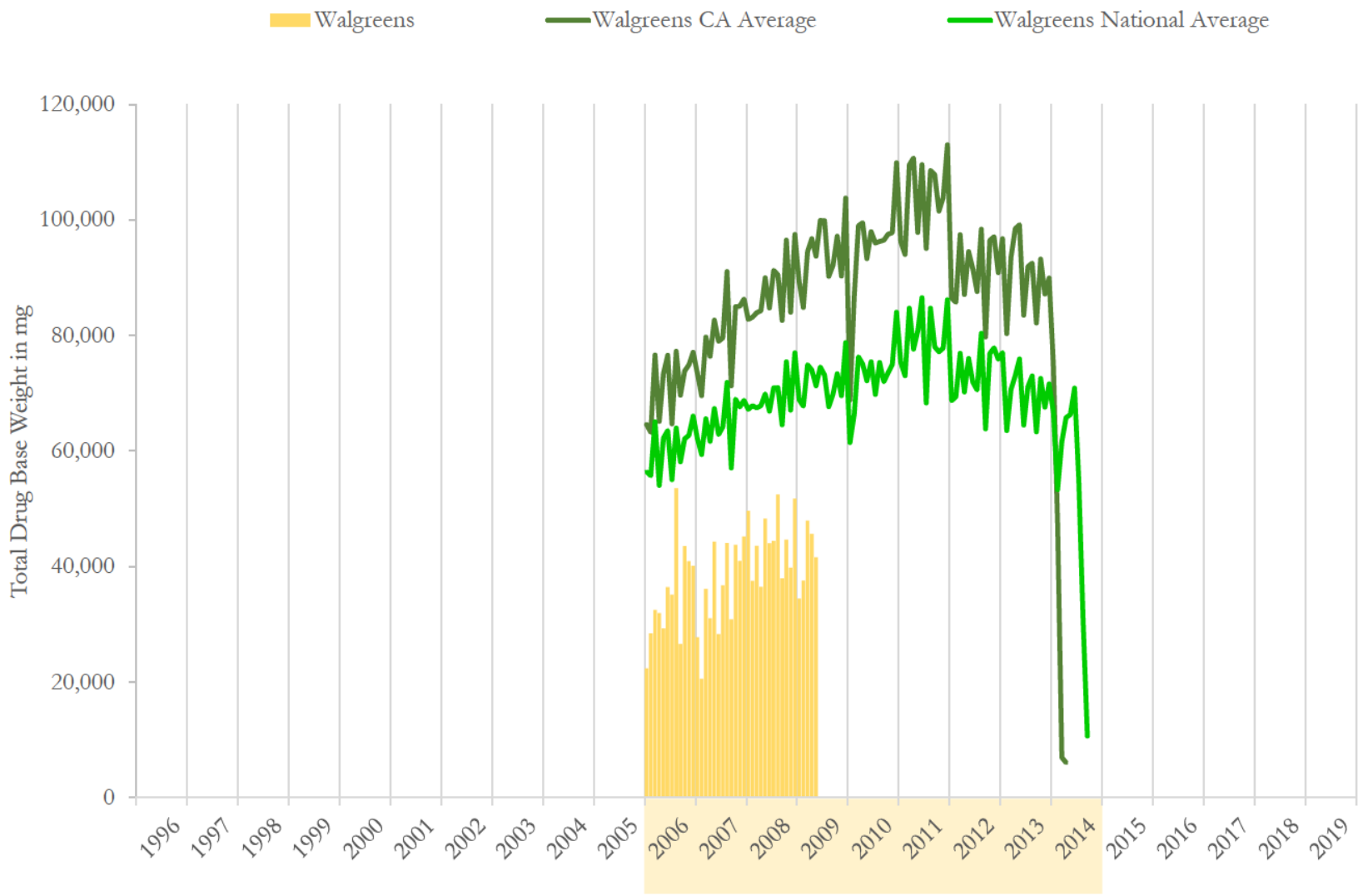

National and state averages reflect hydrocodone shipped from Walgreen Co to all active pharmacies each month.
Data source: ARCOS (2006-2014) and Defendant Distribution Data (Walgreens 1/2006 - 3/2014)

Walgreens # 00903 (4/1996 to 5/2009)
DEA: AW6397461
5411 Geary Blvd
San Francisco, CA 94121

Walgreen Co Hydrocodone Shipments to Walgreens # 00903

	Dosage Units		MME		Drug Base Weight in mg	
Date	Walgreens	% Change	Walgreens	% Change	Walgreens	% Change
01/2006	5,900	n/a	22,375	n/a	22,375	n/a
02/2006	7,300	23.7%	28,437	27.1%	28,437	27.1%
03/2006	8,100	11.0%	32,483	14.2%	32,483	14.2%
04/2006	7,700	-4.9%	31,919	-1.7%	31,919	-1.7%
05/2006	7,500	-2.6%	29,297	-8.2%	29,297	-8.2%
06/2006	8,800	17.3%	36,410	24.3%	36,410	24.3%
07/2006	8,800	0.0%	35,113	-3.6%	35,113	-3.6%
08/2006	13,000	47.7%	53,545	52.5%	53,545	52.5%
09/2006	5,900	-54.6%	26,597	-50.3%	26,597	-50.3%
10/2006	9,600	62.7%	43,516	63.6%	43,516	63.6%
11/2006	9,700	1.0%	40,934	-5.9%	40,934	-5.9%
12/2006	9,300	-4.1%	40,145	-1.9%	40,145	-1.9%
01/2007	7,000	-24.7%	27,767	-30.8%	27,767	-30.8%
02/2007	5,200	-25.7%	20,567	-25.9%	20,567	-25.9%
03/2007	9,000	73.1%	36,107	75.6%	36,107	75.6%
04/2007	7,800	-13.3%	31,027	-14.1%	31,027	-14.1%
05/2007	10,700	37.2%	44,313	42.8%	44,313	42.8%
06/2007	7,000	-34.6%	28,302	-36.1%	28,302	-36.1%
07/2007	8,600	22.9%	36,778	29.9%	36,778	29.9%
08/2007	11,000	27.9%	44,035	19.7%	44,035	19.7%
09/2007	7,600	-30.9%	30,859	-29.9%	30,859	-29.9%
10/2007	10,400	36.8%	43,732	41.7%	43,732	41.7%
11/2007	9,400	-9.6%	40,991	-6.3%	40,991	-6.3%
12/2007	10,200	8.5%	45,237	10.4%	45,237	10.4%

Data source: ARCOS (2006-2014) and Defendant Distribution Data (Walgreens 1/2006 - 3/2014)

Walgreens # 00903 (4/1996 to 5/2009)
DEA: AW6397461
5411 Geary Blvd
San Francisco, CA 94121

Walgreen Co Hydrocodone Shipments to Walgreens # 00903

	Dosage Units		MME		Drug Base Weight in mg	
Date	Walgreens	% Change	Walgreens	% Change	Walgreens	% Change
01/2008	11,900	16.7%	49,643	9.7%	49,643	9.7%
02/2008	9,000	-24.4%	37,486	-24.5%	37,486	-24.5%
03/2008	10,500	16.7%	43,573	16.2%	43,573	16.2%
04/2008	8,000	-23.8%	36,443	-16.4%	36,443	-16.4%
05/2008	10,600	32.5%	48,281	32.5%	48,281	32.5%
06/2008	10,000	-5.7%	44,010	-8.8%	44,010	-8.8%
07/2008	9,800	-2.0%	44,448	1.0%	44,448	1.0%
08/2008	11,400	16.3%	52,453	18.0%	52,453	18.0%
09/2008	9,200	-19.3%	37,989	-27.6%	37,989	-27.6%
10/2008	10,400	13.0%	44,640	17.5%	44,640	17.5%
11/2008	9,300	-10.6%	39,805	-10.8%	39,805	-10.8%
12/2008	12,600	35.5%	51,762	30.0%	51,762	30.0%
01/2009	8,000	-36.5%	34,459	-33.4%	34,459	-33.4%
02/2009	9,600	20.0%	37,519	8.9%	37,519	8.9%
03/2009	11,700	21.9%	47,929	27.7%	47,929	27.7%
04/2009	11,000	-6.0%	45,651	-4.8%	45,651	-4.8%
05/2009	9,700	-11.8%	41,573	-8.9%	41,573	-8.9%
06/2009	0	-100.0%	0	-100.0%	0	-100.0%
07/2009	0	n/a	0	n/a	0	n/a
08/2009	0	n/a	0	n/a	0	n/a
09/2009	0	n/a	0	n/a	0	n/a
10/2009	0	n/a	0	n/a	0	n/a
11/2009	0	n/a	0	n/a	0	n/a
12/2009	0	n/a	0	n/a	0	n/a

Data source: ARCOS (2006-2014) and Defendant Distribution Data (Walgreens 1/2006 - 3/2014)

Walgreens # 00903 (4/1996 to 5/2009)
DEA: AW6397461
5411 Geary Blvd
San Francisco, CA 94121

Walgreen Co Hydrocodone Shipments to Walgreens # 00903

	Dosage Units		MME		Drug Base Weight in mg	
Date	Walgreens	% Change	Walgreens	% Change	Walgreens	% Change
1996	0		0		0	
1997	0	n/a	0	n/a	0	n/a
1998	0	n/a	0	n/a	0	n/a
1999	0	n/a	0	n/a	0	n/a
2000	0	n/a	0	n/a	0	n/a
2001	0	n/a	0	n/a	0	n/a
2002	0	n/a	0	n/a	0	n/a
2003	0	n/a	0	n/a	0	n/a
2004	0	n/a	0	n/a	0	n/a
2005	0	n/a	0	n/a	0	n/a
2006	101,600	n/a	420,772	n/a	420,772	n/a
2007	103,900	2.3%	429,717	2.1%	429,717	2.1%
2008	122,700	18.1%	530,533	23.5%	530,533	23.5%
2009	50,000	-59.3%	207,130	-61.0%	207,130	-61.0%
2010	0	-100.0%	0	-100.0%	0	-100.0%
2011	0	n/a	0	n/a	0	n/a
2012	0	n/a	0	n/a	0	n/a
2013	0	n/a	0	n/a	0	n/a
2014	0	n/a	0	n/a	0	n/a
2015	0	n/a	0	n/a	0	n/a
2016	0	n/a	0	n/a	0	n/a
2017	0	n/a	0	n/a	0	n/a
2018	0	n/a	0	n/a	0	n/a
2019	0	n/a	0	n/a	0	n/a
Total	**378,200**		**1,588,152**		**1,588,152**	

Data source: ARCOS (2006-2014) and Defendant Distribution Data (Walgreens 1/2006 - 3/2014)

Walgreens # 00903 (4/1996 to 5/2009)
DEA: AW6397461
5411 Geary Blvd
San Francisco, CA 94121

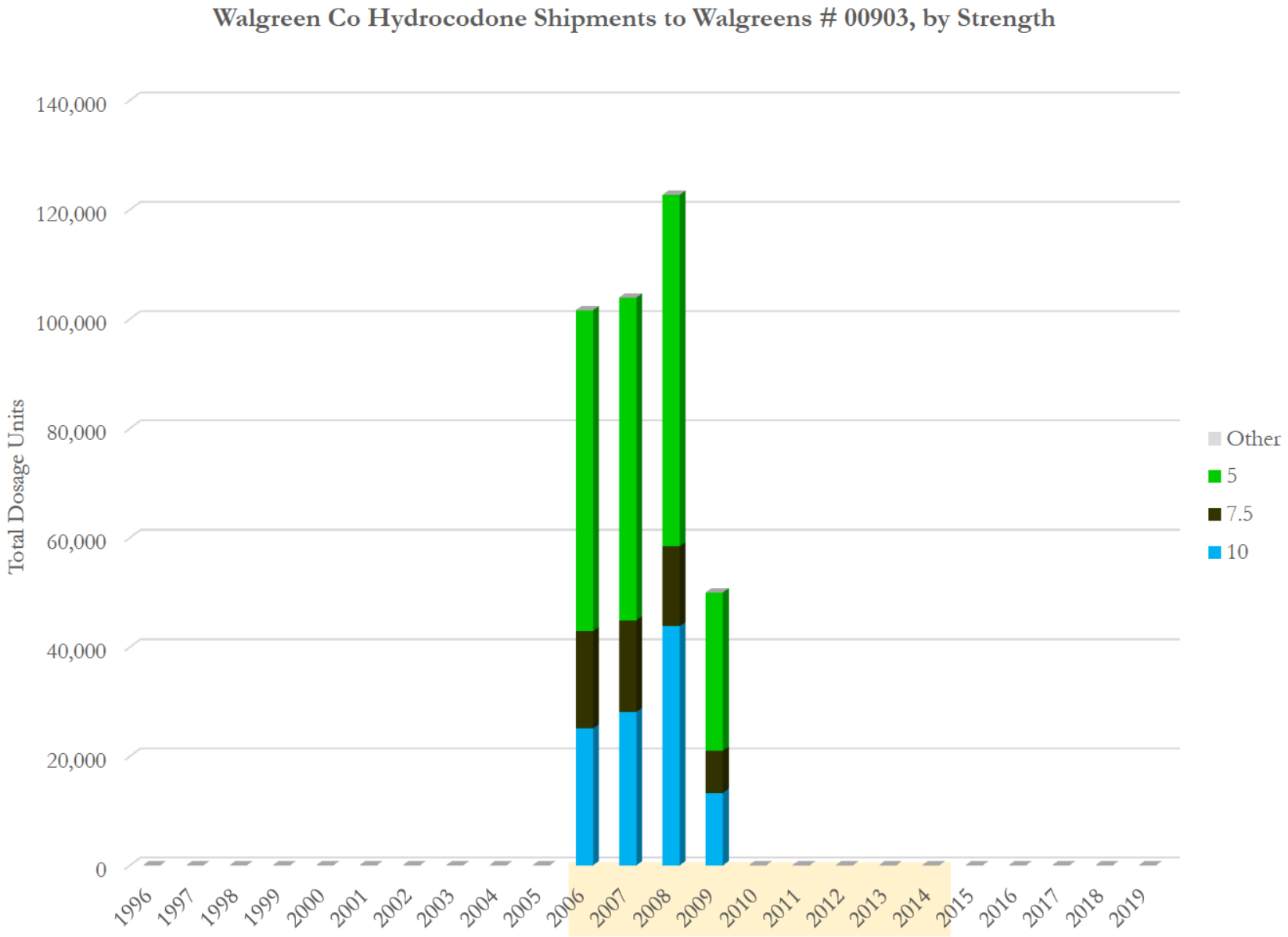

Data source: ARCOS (2006-2014) and Defendant Distribution Data (Walgreens 1/2006 - 3/2014)

Walgreens # 00903 (4/1996 to 5/2009)
DEA: AW6397461
5411 Geary Blvd
San Francisco, CA 94121

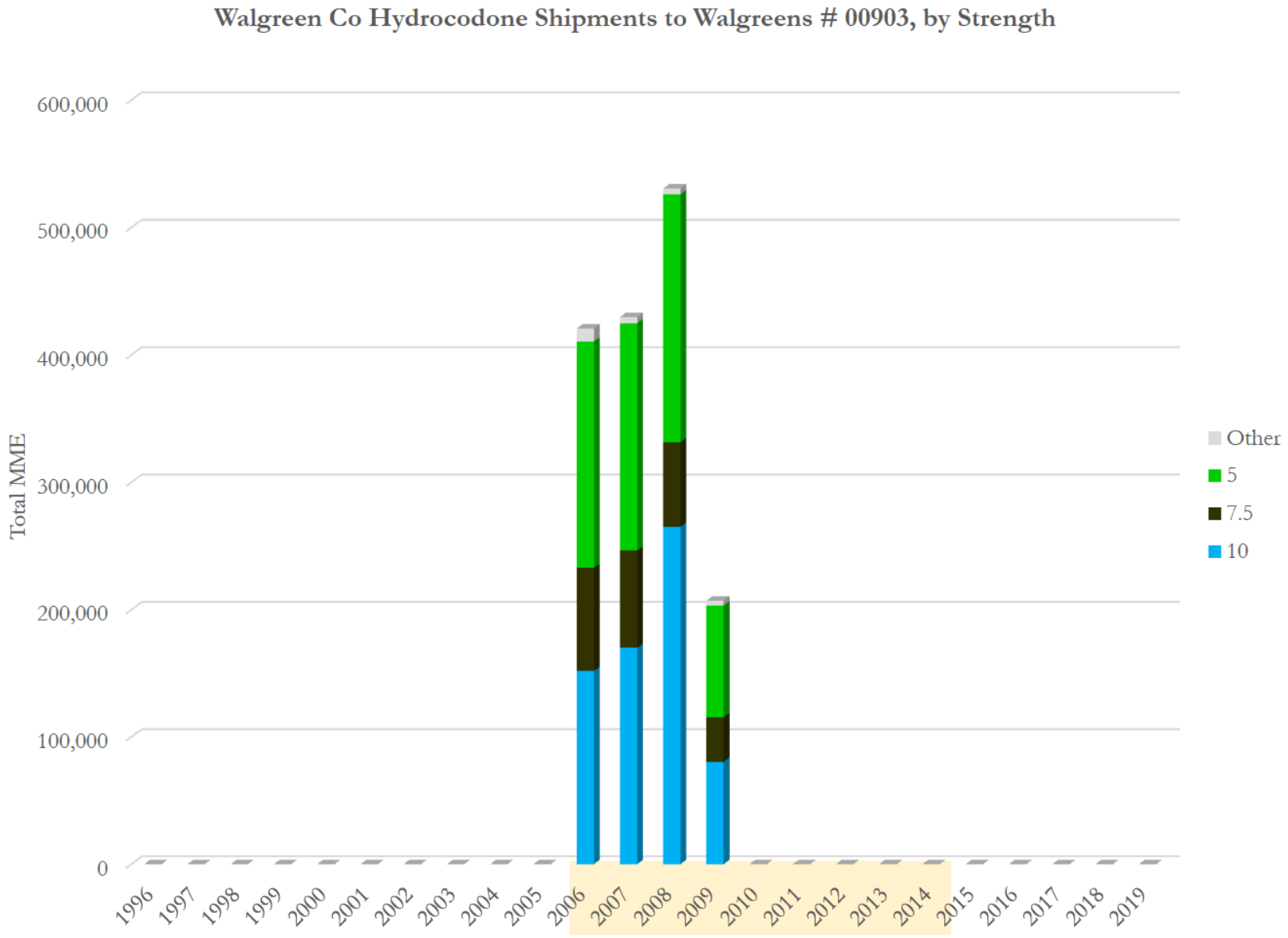

Data source: ARCOS (2006-2014) and Defendant Distribution Data (Walgreens 1/2006 - 3/2014)

Walgreens # 00903 (4/1996 to 5/2009)
DEA: AW6397461
5411 Geary Blvd
San Francisco, CA 94121

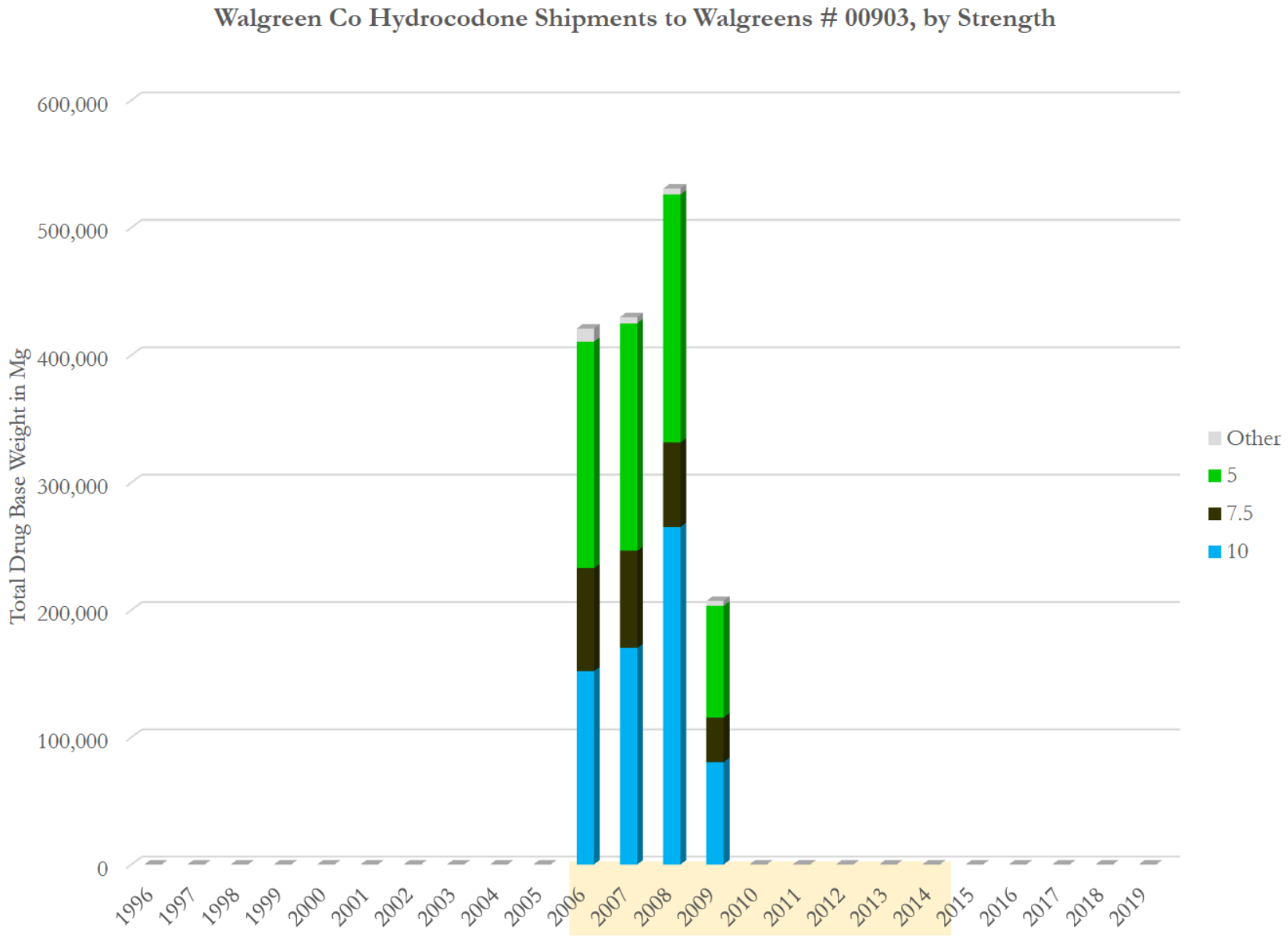

Data source: ARCOS (2006-2014) and Defendant Distribution Data (Walgreens 1/2006 - 3/2014)

Walgreens # 00903 (4/1996 to 5/2009)
DEA: AW6397461
5411 Geary Blvd
San Francisco, CA 94121

Walgreen Co Hydrocodone Shipments to Walgreens # 00903, by Strength
(Total Dosage Units)

Strength Year\	10	7.5	5	Other	Total	Avg. Str
1996	0	0	0	0	**0**	
1997	0	0	0	0	**0**	
1998	0	0	0	0	**0**	
1999	0	0	0	0	**0**	
2000	0	0	0	0	**0**	
2001	0	0	0	0	**0**	
2002	0	0	0	0	**0**	
2003	0	0	0	0	**0**	
2004	0	0	0	0	**0**	
2005	0	0	0	0	**0**	
2006	25,100	17,800	58,700	0	**101,600**	6.67
2007	28,100	16,800	59,000	0	**103,900**	6.76
2008	43,800	14,600	64,300	0	**122,700**	7.08
2009	13,300	7,700	29,000	0	**50,000**	6.72
2010	0	0	0	0	**0**	
2011	0	0	0	0	**0**	
2012	0	0	0	0	**0**	
2013	0	0	0	0	**0**	
2014	0	0	0	0	**0**	
2015	0	0	0	0	**0**	
2016	0	0	0	0	**0**	
2017	0	0	0	0	**0**	
2018	0	0	0	0	**0**	
2019	0	0	0	0	**0**	
Total	**110,300**	**56,900**	**211,000**	**0**	**378,200**	6.83

Data source: ARCOS (2006-2014) and Defendant Distribution Data (Walgreens 1/2006 - 3/2014)

Walgreens # 00903 (4/1996 to 5/2009)
DEA: AW6397461
5411 Geary Blvd
San Francisco, CA 94121

Walgreen Co Hydrocodone Shipments to Walgreens # 00903, by Strength (Total MME)

Strength Year\	10	7.5	5	Other	Total	Avg. Str
1996	0	0	0	0	**0**	
1997	0	0	0	0	**0**	
1998	0	0	0	0	**0**	
1999	0	0	0	0	**0**	
2000	0	0	0	0	**0**	
2001	0	0	0	0	**0**	
2002	0	0	0	0	**0**	
2003	0	0	0	0	**0**	
2004	0	0	0	0	**0**	
2005	0	0	0	0	**0**	
2006	151,955	80,821	177,685	10,312	**420,772**	6.67
2007	170,117	76,280	178,593	4,726	**429,717**	6.76
2008	265,165	66,291	194,636	4,440	**530,533**	7.08
2009	80,518	34,962	87,783	3,867	**207,130**	6.72
2010	0	0	0	0	**0**	
2011	0	0	0	0	**0**	
2012	0	0	0	0	**0**	
2013	0	0	0	0	**0**	
2014	0	0	0	0	**0**	
2015	0	0	0	0	**0**	
2016	0	0	0	0	**0**	
2017	0	0	0	0	**0**	
2018	0	0	0	0	**0**	
2019	0	0	0	0	**0**	
Total	**667,756**	**258,354**	**638,697**	**23,345**	**1,588,152**	6.83

Data source: ARCOS (2006-2014) and Defendant Distribution Data (Walgreens 1/2006 - 3/2014)

Walgreens # 00903 (4/1996 to 5/2009)
DEA: AW6397461
5411 Geary Blvd
San Francisco, CA 94121

Walgreen Co Hydrocodone Shipments to Walgreens # 00903, by Strength
(Total Drug Base Weight in Milligram)

Strength Year\	10	7.5	5	Other	Total	Avg. Str
1996	0	0	0	0	**0**	
1997	0	0	0	0	**0**	
1998	0	0	0	0	**0**	
1999	0	0	0	0	**0**	
2000	0	0	0	0	**0**	
2001	0	0	0	0	**0**	
2002	0	0	0	0	**0**	
2003	0	0	0	0	**0**	
2004	0	0	0	0	**0**	
2005	0	0	0	0	**0**	
2006	151,955	80,821	177,685	10,312	**420,772**	6.67
2007	170,117	76,280	178,593	4,726	**429,717**	6.76
2008	265,165	66,291	194,636	4,440	**530,533**	7.08
2009	80,518	34,962	87,783	3,867	**207,130**	6.72
2010	0	0	0	0	**0**	
2011	0	0	0	0	**0**	
2012	0	0	0	0	**0**	
2013	0	0	0	0	**0**	
2014	0	0	0	0	**0**	
2015	0	0	0	0	**0**	
2016	0	0	0	0	**0**	
2017	0	0	0	0	**0**	
2018	0	0	0	0	**0**	
2019	0	0	0	0	**0**	
Total	**667,756**	**258,354**	**638,697**	**23,345**	**1,588,152**	6.83

Data source: ARCOS (2006-2014) and Defendant Distribution Data (Walgreens 1/2006 - 3/2014)

Walgreens # 13669 (5/2009 to 11/2016)
DEA: FW1294975
776 Market Street
San Francisco, CA 94102

Walgreen Co Oxycodone Shipments to Walgreens # 13669

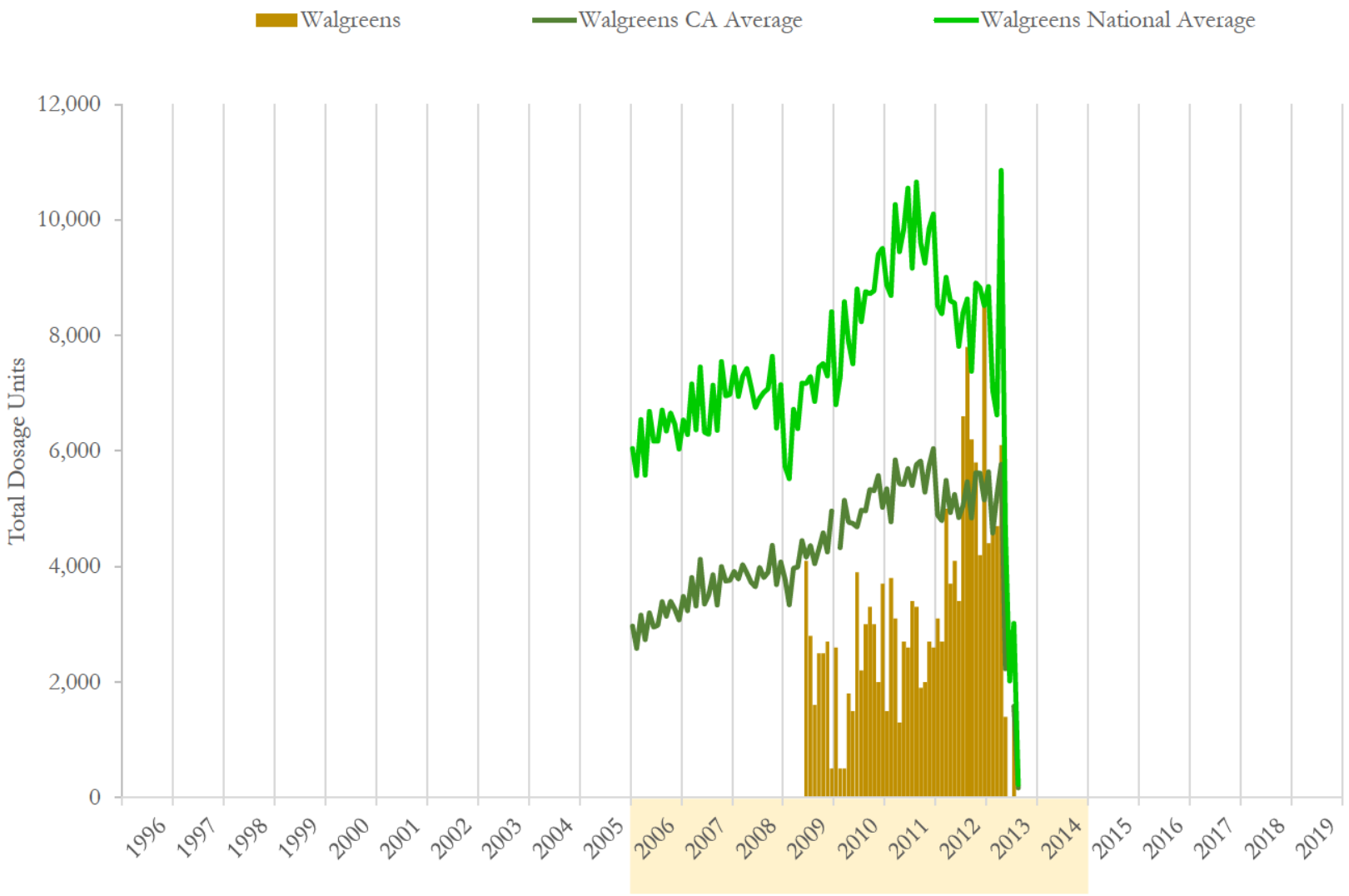

National and state averages reflect oxycodone shipped from Walgreen Co to all active pharmacies each month.
Data source: ARCOS (2006-2014) and Defendant Distribution Data (Walgreens 1/2006 - 3/2014)

Walgreens # 13669 (5/2009 to 11/2016)
DEA: FW1294975
776 Market Street
San Francisco, CA 94102

Walgreen Co Oxycodone Shipments to Walgreens # 13669

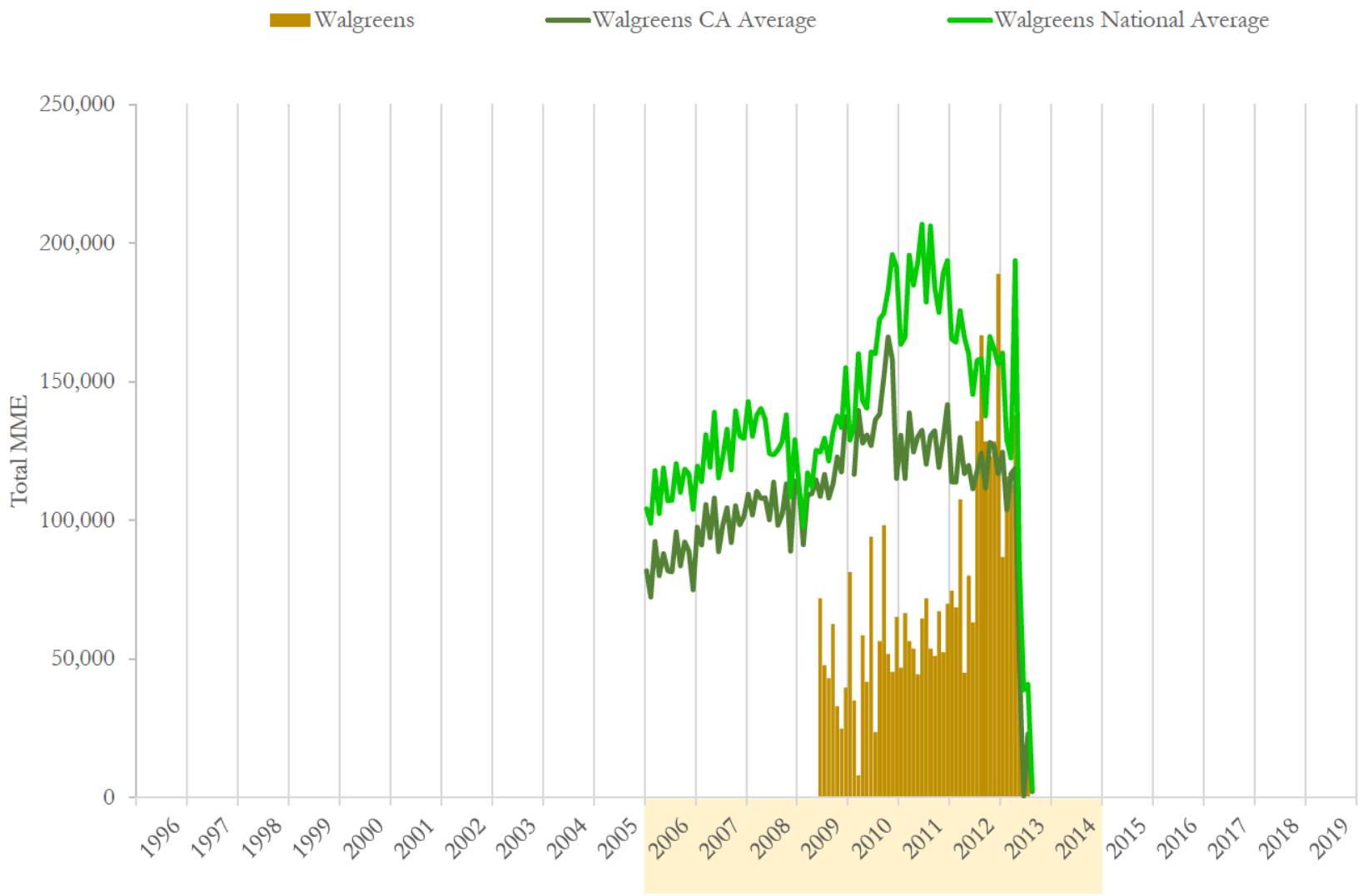

National and state averages reflect oxycodone shipped from Walgreen Co to all active pharmacies each month.
Data source: ARCOS (2006-2014) and Defendant Distribution Data (Walgreens 1/2006 - 3/2014)

Walgreens # 13669 (5/2009 to 11/2016)
DEA: FW1294975
776 Market Street
San Francisco, CA 94102

Walgreen Co Oxycodone Shipments to Walgreens # 13669

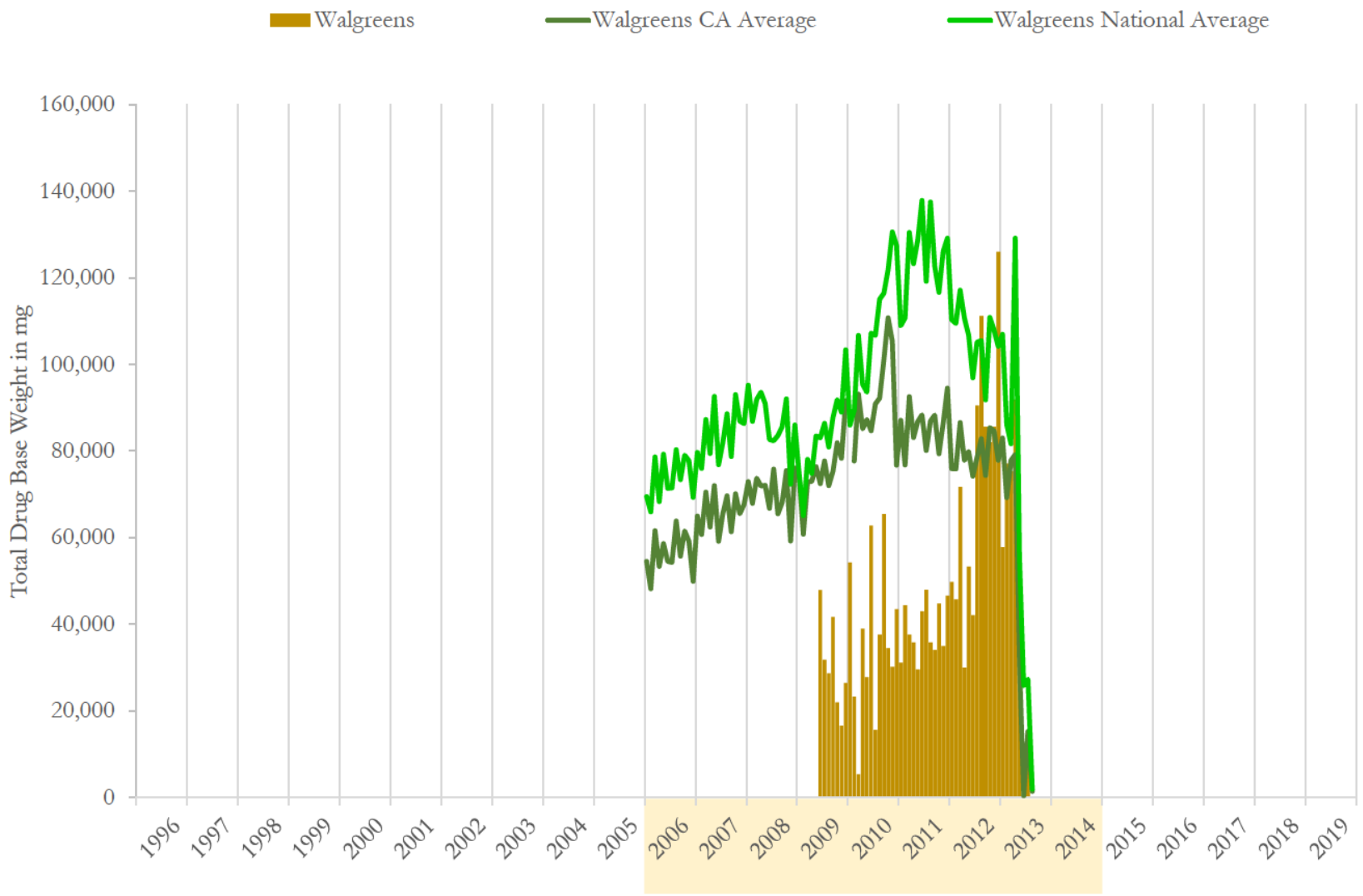

National and state averages reflect oxycodone shipped from Walgreen Co to all active pharmacies each month.
Data source: ARCOS (2006-2014) and Defendant Distribution Data (Walgreens 1/2006 - 3/2014)

Walgreen Co Oxycodone Shipments to Walgreens # 13669

	Dosage Units		MME		Drug Base Weight in mg	
Date	Walgreens	% Change	Walgreens	% Change	Walgreens	% Change
01/2008	0	n/a	0	n/a	0	n/a
02/2008	0	n/a	0	n/a	0	n/a
03/2008	0	n/a	0	n/a	0	n/a
04/2008	0	n/a	0	n/a	0	n/a
05/2008	0	n/a	0	n/a	0	n/a
06/2008	0	n/a	0	n/a	0	n/a
07/2008	0	n/a	0	n/a	0	n/a
08/2008	0	n/a	0	n/a	0	n/a
09/2008	0	n/a	0	n/a	0	n/a
10/2008	0	n/a	0	n/a	0	n/a
11/2008	0	n/a	0	n/a	0	n/a
12/2008	0	n/a	0	n/a	0	n/a
01/2009	0	n/a	0	n/a	0	n/a
02/2009	0	n/a	0	n/a	0	n/a
03/2009	0	n/a	0	n/a	0	n/a
04/2009	0	n/a	0	n/a	0	n/a
05/2009	0	n/a	0	n/a	0	n/a
06/2009	4,100	n/a	71,877	n/a	47,918	n/a
07/2009	2,800	-31.7%	47,739	-33.6%	31,826	-33.6%
08/2009	1,600	-42.9%	43,032	-9.9%	28,688	-9.9%
09/2009	2,500	56.3%	62,531	45.3%	41,687	45.3%
10/2009	2,500	0.0%	32,946	-47.3%	21,964	-47.3%
11/2009	2,700	8.0%	24,878	-24.5%	16,585	-24.5%
12/2009	500	-81.5%	39,670	59.5%	26,447	59.5%

Data source: ARCOS (2006-2014) and Defendant Distribution Data (Walgreens 1/2006 - 3/2014)

Walgreen Co Oxycodone Shipments to Walgreens # 13669

	Dosage Units		MME		Drug Base Weight in mg	
Date	Walgreens	% Change	Walgreens	% Change	Walgreens	% Change
01/2010	2,600	420.0%	81,357	105.1%	54,238	105.1%
02/2010	500	-80.8%	34,964	-57.0%	23,309	-57.0%
03/2010	500	0.0%	8,069	-76.9%	5,379	-76.9%
04/2010	1,800	260.0%	58,497	625.0%	38,998	625.0%
05/2010	1,500	-16.7%	41,687	-28.7%	27,792	-28.7%
06/2010	3,900	160.0%	94,133	125.8%	62,755	125.8%
07/2010	2,200	-43.6%	23,533	-75.0%	15,689	-75.0%
08/2010	3,000	36.4%	56,480	140.0%	37,653	140.0%
09/2010	3,300	10.0%	98,167	73.8%	65,445	73.8%
10/2010	3,000	-9.1%	51,773	-47.3%	34,515	-47.3%
11/2010	2,000	-33.3%	45,318	-12.5%	30,212	-12.5%
12/2010	3,700	85.0%	65,220	43.9%	43,480	43.9%
01/2011	1,500	-59.5%	46,730	-28.4%	31,153	-28.4%
02/2011	3,800	153.3%	66,565	42.4%	44,377	42.4%
03/2011	3,100	-18.4%	56,480	-15.2%	37,653	-15.2%
04/2011	1,300	-58.1%	53,790	-4.8%	35,860	-4.8%
05/2011	2,700	107.7%	44,377	-17.5%	29,585	-17.5%
06/2011	2,600	-3.7%	64,548	45.5%	43,032	45.5%
07/2011	3,400	30.8%	71,944	11.5%	47,963	11.5%
08/2011	3,300	-2.9%	53,790	-25.2%	35,860	-25.2%
09/2011	1,900	-42.4%	51,101	-5.0%	34,067	-5.0%
10/2011	2,000	5.3%	67,238	31.6%	44,825	31.6%
11/2011	2,700	35.0%	52,445	-22.0%	34,964	-22.0%
12/2011	2,600	-3.7%	69,927	33.3%	46,618	33.3%

Data source: ARCOS (2006-2014) and Defendant Distribution Data (Walgreens 1/2006 - 3/2014)

Walgreen Co Oxycodone Shipments to Walgreens # 13669

	Dosage Units		MME		Drug Base Weight in mg	
Date	Walgreens	% Change	Walgreens	% Change	Walgreens	% Change
01/2012	3,100	19.2%	74,634	6.7%	49,756	6.7%
02/2012	2,700	-12.9%	68,582	-8.1%	45,722	-8.1%
03/2012	5,000	85.2%	107,580	56.9%	71,720	56.9%
04/2012	3,700	-26.0%	45,049	-58.1%	30,033	-58.1%
05/2012	4,100	10.8%	80,013	77.6%	53,342	77.6%
06/2012	3,400	-17.1%	63,203	-21.0%	42,136	-21.0%
07/2012	6,600	94.1%	135,820	114.9%	90,547	114.9%
08/2012	7,800	18.2%	166,749	22.8%	111,166	22.8%
09/2012	6,200	-20.5%	128,424	-23.0%	85,616	-23.0%
10/2012	5,800	-6.5%	123,045	-4.2%	82,030	-4.2%
11/2012	4,200	-27.6%	128,424	4.4%	85,616	4.4%
12/2012	8,600	104.8%	188,937	47.1%	125,958	47.1%
01/2013	4,400	-48.8%	86,736	-54.1%	57,824	-54.1%
02/2013	4,800	9.1%	115,649	33.3%	77,099	33.3%
03/2013	4,700	-2.1%	112,959	-2.3%	75,306	-2.3%
04/2013	6,100	29.8%	137,837	22.0%	91,891	22.0%
05/2013	1,400	-77.0%	48,411	-64.9%	32,274	-64.9%
06/2013	0	-100.0%	0	-100.0%	0	-100.0%
07/2013	1,500	n/a	22,861	n/a	15,241	n/a
08/2013	0	-100.0%	0	-100.0%	0	-100.0%
09/2013	0	n/a	0	n/a	0	n/a
10/2013	0	n/a	0	n/a	0	n/a
11/2013	0	n/a	0	n/a	0	n/a
12/2013	0	n/a	0	n/a	0	n/a

Data source: ARCOS (2006-2014) and Defendant Distribution Data (Walgreens 1/2006 - 3/2014)

Walgreens # 13669 (5/2009 to 11/2016)
DEA: FW1294975
776 Market Street
San Francisco, CA 94102

Walgreen Co Oxycodone Shipments to Walgreens # 13669

	Dosage Units		MME		Drug Base Weight in mg	
Date	Walgreens	% Change	Walgreens	% Change	Walgreens	% Change
1996	0		0		0	
1997	0	n/a	0	n/a	0	n/a
1998	0	n/a	0	n/a	0	n/a
1999	0	n/a	0	n/a	0	n/a
2000	0	n/a	0	n/a	0	n/a
2001	0	n/a	0	n/a	0	n/a
2002	0	n/a	0	n/a	0	n/a
2003	0	n/a	0	n/a	0	n/a
2004	0	n/a	0	n/a	0	n/a
2005	0	n/a	0	n/a	0	n/a
2006	0	n/a	0	n/a	0	n/a
2007	0	n/a	0	n/a	0	n/a
2008	0	n/a	0	n/a	0	n/a
2009	16,700	n/a	322,673	n/a	215,115	n/a
2010	28,000	67.7%	659,196	104.3%	439,464	104.3%
2011	30,900	10.4%	698,934	6.0%	465,956	6.0%
2012	61,200	98.1%	1,310,459	87.5%	873,639	87.5%
2013	22,900	-62.6%	524,453	-60.0%	349,635	-60.0%
2014	0	-100.0%	0	-100.0%	0	-100.0%
2015	0	n/a	0	n/a	0	n/a
2016	0	n/a	0	n/a	0	n/a
2017	0	n/a	0	n/a	0	n/a
2018	0	n/a	0	n/a	0	n/a
2019	0	n/a	0	n/a	0	n/a
Total	**159,700**		**3,515,714**		**2,343,810**	

Data source: ARCOS (2006-2014) and Defendant Distribution Data (Walgreens 1/2006 - 3/2014)

Walgreens # 13669 (5/2009 to 11/2016)
DEA: FW1294975
776 Market Street
San Francisco, CA 94102

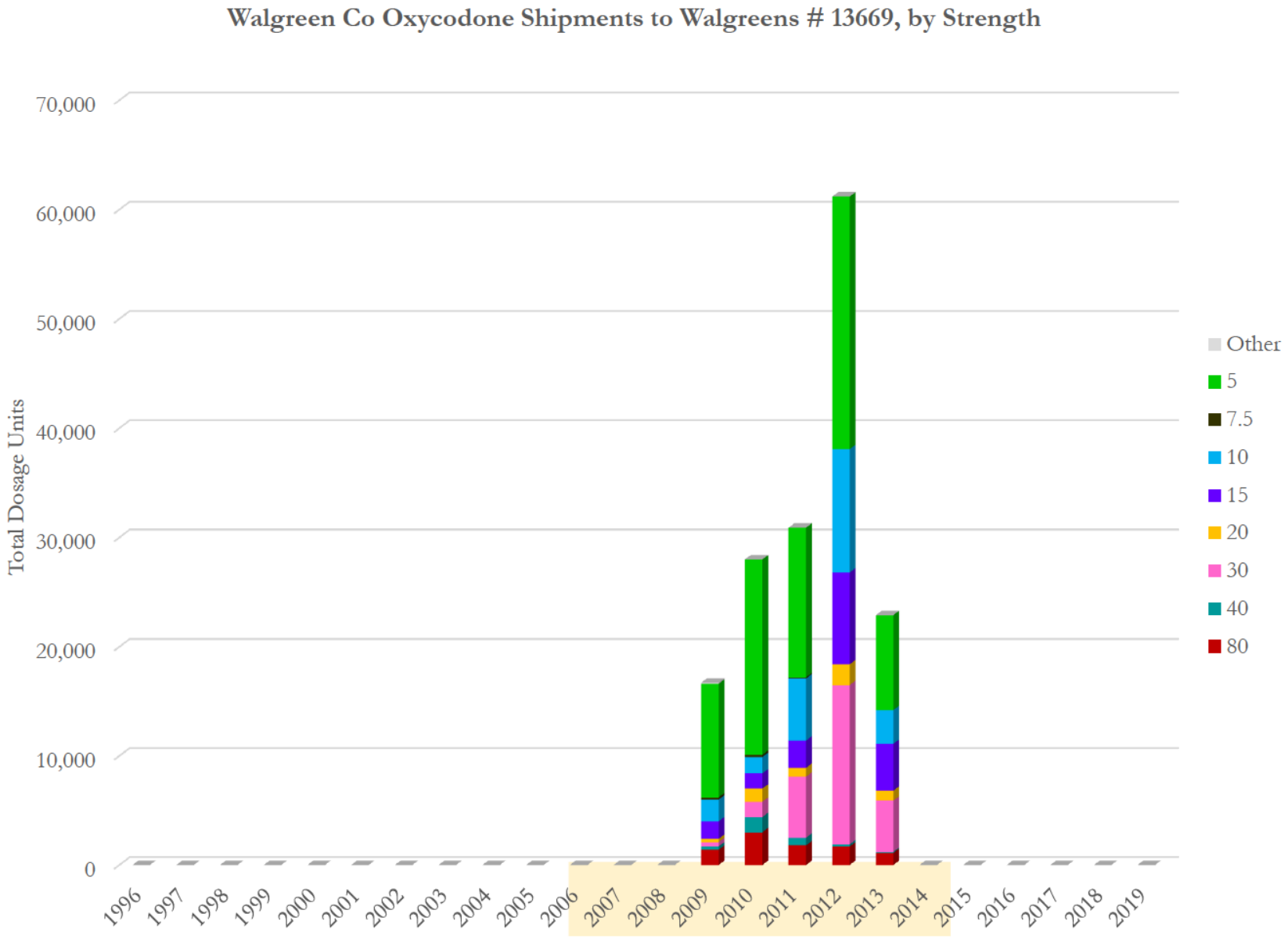

Data source: ARCOS (2006-2014) and Defendant Distribution Data (Walgreens 1/2006 - 3/2014)

Walgreens # 13669 (5/2009 to 11/2016)
DEA: FW1294975
776 Market Street
San Francisco, CA 94102

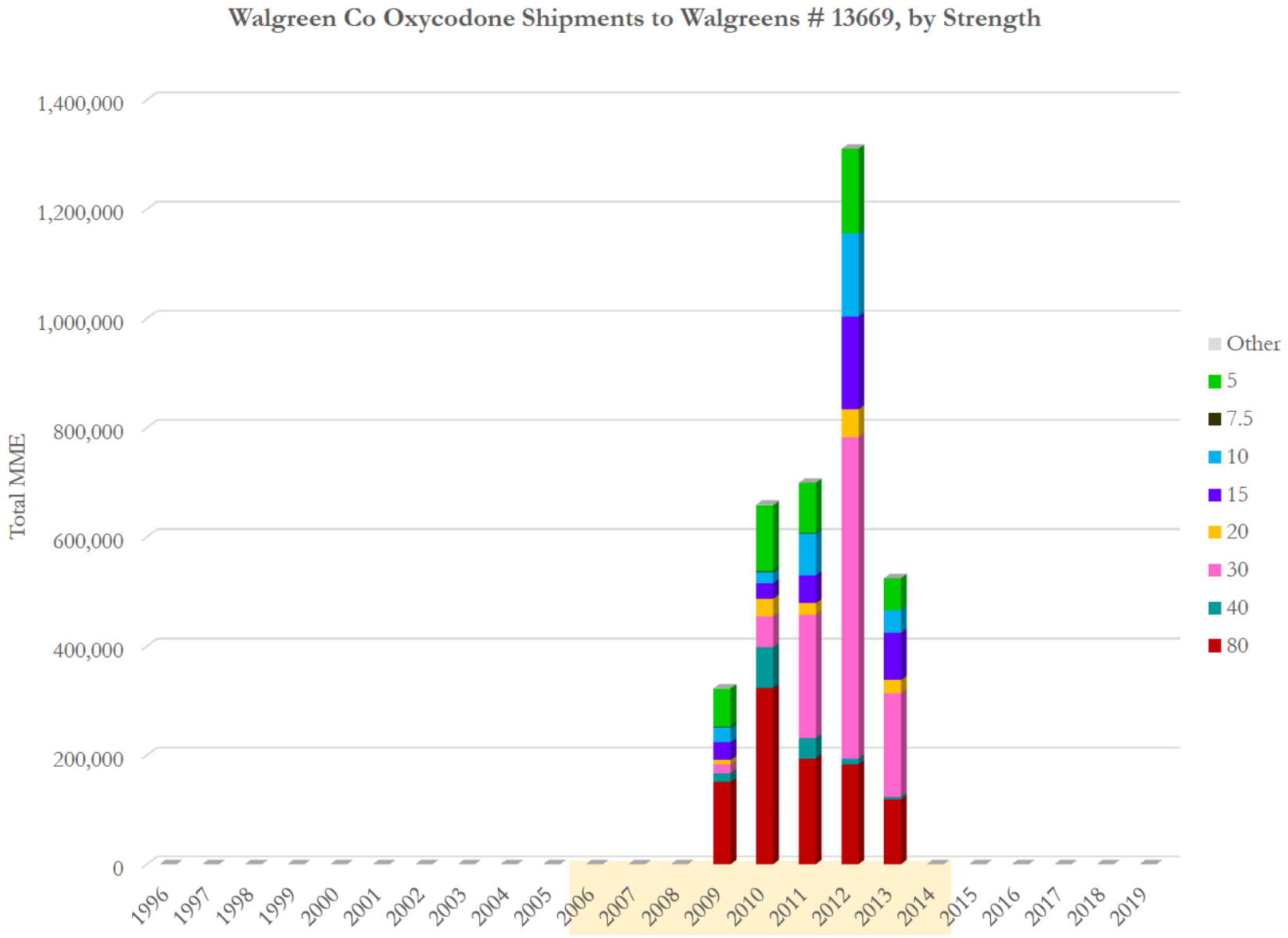

Data source: ARCOS (2006-2014) and Defendant Distribution Data (Walgreens 1/2006 - 3/2014)

Walgreens # 13669 (5/2009 to 11/2016)
DEA: FW1294975
776 Market Street
San Francisco, CA 94102

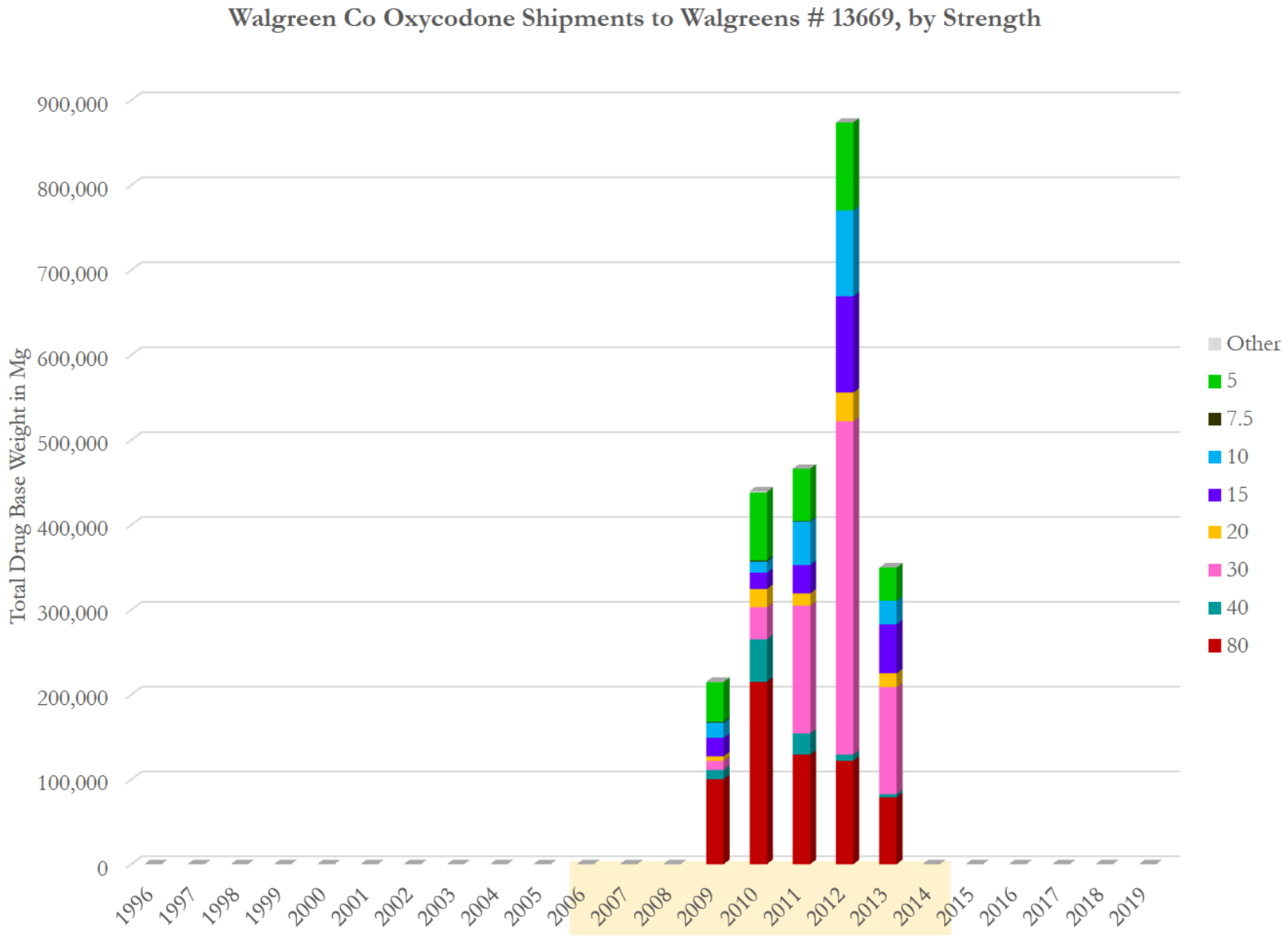

Data source: ARCOS (2006-2014) and Defendant Distribution Data (Walgreens 1/2006 - 3/2014)

Walgreens # 13669 (5/2009 to 11/2016)
DEA: FW1294975
776 Market Street
San Francisco, CA 94102

Walgreen Co Oxycodone Shipments to Walgreens # 13669, by Strength
(Total Dosage Units)

Strength Year\	80	40	30	20	15	10	7.5	5	Other	Total	Avg. Str
1996	0	0	0	0	0	0	0	0	0	**0**	
1997	0	0	0	0	0	0	0	0	0	**0**	
1998	0	0	0	0	0	0	0	0	0	**0**	
1999	0	0	0	0	0	0	0	0	0	**0**	
2000	0	0	0	0	0	0	0	0	0	**0**	
2001	0	0	0	0	0	0	0	0	0	**0**	
2002	0	0	0	0	0	0	0	0	0	**0**	
2003	0	0	0	0	0	0	0	0	0	**0**	
2004	0	0	0	0	0	0	0	0	0	**0**	
2005	0	0	0	0	0	0	0	0	0	**0**	
2006	0	0	0	0	0	0	0	0	0	**0**	
2007	0	0	0	0	0	0	0	0	0	**0**	
2008	0	0	0	0	0	0	0	0	0	**0**	
2009	1,400	300	400	300	1,600	2,000	200	10,400	100	**16,700**	14.43
2010	3,000	1,400	1,400	1,200	1,400	1,500	200	17,900	0	**28,000**	17.46
2011	1,800	700	5,600	800	2,500	5,700	100	13,700	0	**30,900**	16.82
2012	1,700	200	14,600	1,900	8,400	11,300	0	23,100	0	**61,200**	15.92
2013	1,100	100	4,700	900	4,300	3,100	0	8,700	0	**22,900**	17.03
2014	0	0	0	0	0	0	0	0	0	**0**	
2015	0	0	0	0	0	0	0	0	0	**0**	
2016	0	0	0	0	0	0	0	0	0	**0**	
2017	0	0	0	0	0	0	0	0	0	**0**	
2018	0	0	0	0	0	0	0	0	0	**0**	
2019	0	0	0	0	0	0	0	0	0	**0**	
Total	**9,000**	**2,700**	**26,700**	**5,100**	**18,200**	**23,600**	**500**	**73,800**	**100**	**159,700**	16.37

Data source: ARCOS (2006-2014) and Defendant Distribution Data (Walgreens 1/2006 - 3/2014)

Walgreens # 13669 (5/2009 to 11/2016)
DEA: FW1294975
776 Market Street
San Francisco, CA 94102

Walgreen Co Oxycodone Shipments to Walgreens # 13669, by Strength (Total MME)

Strength / Year\	80	40	30	20	15	10	7.5	5	Other	Total	Avg. Str
1996	0	0	0	0	0	0	0	0	0	**0**	
1997	0	0	0	0	0	0	0	0	0	**0**	
1998	0	0	0	0	0	0	0	0	0	**0**	
1999	0	0	0	0	0	0	0	0	0	**0**	
2000	0	0	0	0	0	0	0	0	0	**0**	
2001	0	0	0	0	0	0	0	0	0	**0**	
2002	0	0	0	0	0	0	0	0	0	**0**	
2003	0	0	0	0	0	0	0	0	0	**0**	
2004	0	0	0	0	0	0	0	0	0	**0**	
2005	0	0	0	0	0	0	0	0	0	**0**	
2006	0	0	0	0	0	0	0	0	0	**0**	
2007	0	0	0	0	0	0	0	0	0	**0**	
2008	0	0	0	0	0	0	0	0	0	**0**	
2009	150,612	16,137	16,137	8,069	32,274	26,895	2,017	69,927	605	**322,673**	14.43
2010	322,740	75,306	56,480	32,274	28,240	20,171	2,017	120,355	1,614	**659,196**	17.46
2011	193,644	37,653	225,918	21,516	50,428	76,651	1,009	92,115	0	**698,934**	16.82
2012	182,886	10,758	589,001	51,101	169,439	151,957	0	155,319	0	**1,310,459**	15.92
2013	118,338	5,379	189,610	24,206	86,736	41,687	0	58,497	0	**524,453**	17.03
2014	0	0	0	0	0	0	0	0	0	**0**	
2015	0	0	0	0	0	0	0	0	0	**0**	
2016	0	0	0	0	0	0	0	0	0	**0**	
2017	0	0	0	0	0	0	0	0	0	**0**	
2018	0	0	0	0	0	0	0	0	0	**0**	
2019	0	0	0	0	0	0	0	0	0	**0**	
Total	**968,220**	**145,233**	**1,077,145**	**137,165**	**367,117**	**317,361**	**5,043**	**496,213**	**2,219**	**3,515,714**	16.37

Data source: ARCOS (2006-2014) and Defendant Distribution Data (Walgreens 1/2006 - 3/2014)

Walgreens # 13669 (5/2009 to 11/2016)
DEA: FW1294975
776 Market Street
San Francisco, CA 94102

Walgreen Co Oxycodone Shipments to Walgreens # 13669, by Strength
(Total Drug Base Weight in Milligram)

Strength Year\	80	40	30	20	15	10	7.5	5	Other	Total	Avg. Str
1996	0	0	0	0	0	0	0	0	0	**0**	
1997	0	0	0	0	0	0	0	0	0	**0**	
1998	0	0	0	0	0	0	0	0	0	**0**	
1999	0	0	0	0	0	0	0	0	0	**0**	
2000	0	0	0	0	0	0	0	0	0	**0**	
2001	0	0	0	0	0	0	0	0	0	**0**	
2002	0	0	0	0	0	0	0	0	0	**0**	
2003	0	0	0	0	0	0	0	0	0	**0**	
2004	0	0	0	0	0	0	0	0	0	**0**	
2005	0	0	0	0	0	0	0	0	0	**0**	
2006	0	0	0	0	0	0	0	0	0	**0**	
2007	0	0	0	0	0	0	0	0	0	**0**	
2008	0	0	0	0	0	0	0	0	0	**0**	
2009	100,408	10,758	10,758	5,379	21,516	17,930	1,345	46,618	403	**215,115**	14.43
2010	215,160	50,204	37,653	21,516	18,827	13,448	1,345	80,237	1,076	**439,464**	17.46
2011	129,096	25,102	150,612	14,344	33,619	51,101	672	61,410	0	**465,956**	16.82
2012	121,924	7,172	392,667	34,067	112,959	101,305	0	103,546	0	**873,639**	15.92
2013	78,892	3,586	126,407	16,137	57,824	27,792	0	38,998	0	**349,635**	17.03
2014	0	0	0	0	0	0	0	0	0	**0**	
2015	0	0	0	0	0	0	0	0	0	**0**	
2016	0	0	0	0	0	0	0	0	0	**0**	
2017	0	0	0	0	0	0	0	0	0	**0**	
2018	0	0	0	0	0	0	0	0	0	**0**	
2019	0	0	0	0	0	0	0	0	0	**0**	
Total	**645,480**	**96,822**	**718,097**	**91,443**	**244,745**	**211,574**	**3,362**	**330,809**	**1,479**	**2,343,810**	16.37

Data source: ARCOS (2006-2014) and Defendant Distribution Data (Walgreens 1/2006 - 3/2014)

Walgreens # 13669 (5/2009 to 11/2016)
DEA: FW1294975
776 Market Street
San Francisco, CA 94102

Walgreen Co Hydrocodone Shipments to Walgreens # 13669

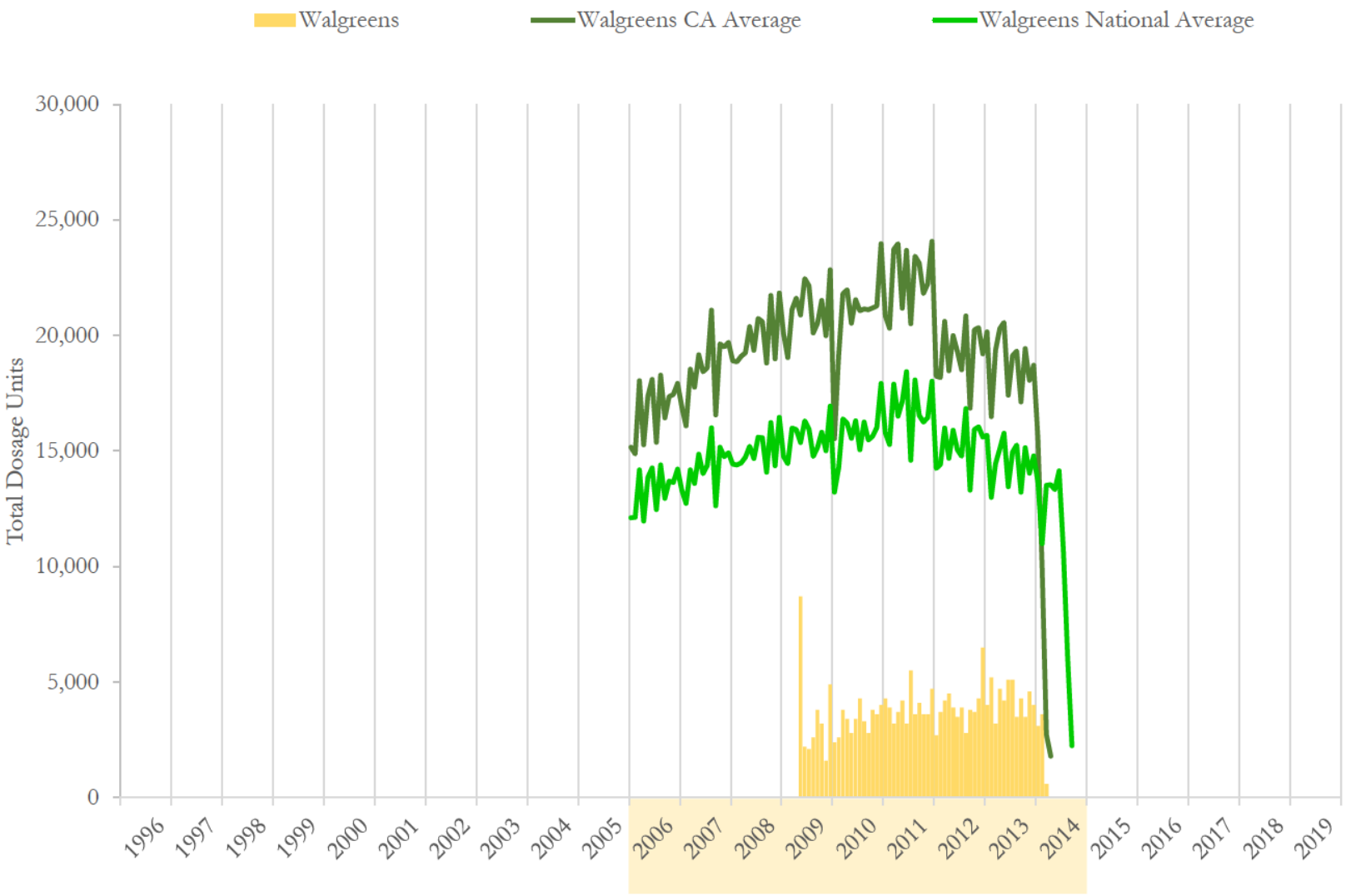

National and state averages reflect hydrocodone shipped from Walgreen Co to all active pharmacies each month.
Data source: ARCOS (2006-2014) and Defendant Distribution Data (Walgreens 1/2006 - 3/2014)

Walgreens # 13669 (5/2009 to 11/2016)
DEA: FW1294975
776 Market Street
San Francisco, CA 94102

Walgreen Co Hydrocodone Shipments to Walgreens # 13669

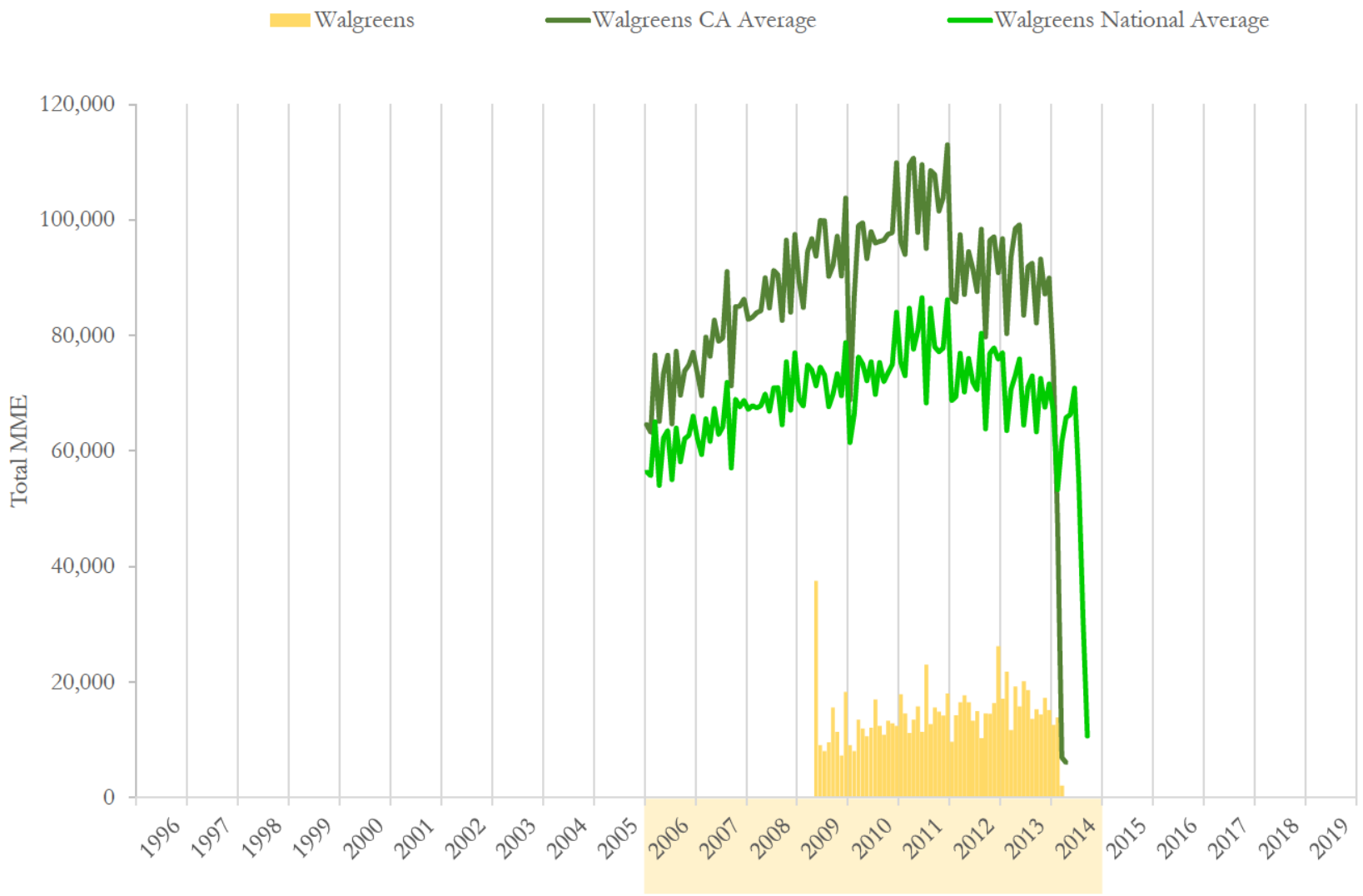

National and state averages reflect hydrocodone shipped from Walgreen Co to all active pharmacies each month.
Data source: ARCOS (2006-2014) and Defendant Distribution Data (Walgreens 1/2006 - 3/2014)

Walgreens # 13669 (5/2009 to 11/2016)
DEA: FW1294975
776 Market Street
San Francisco, CA 94102

Walgreen Co Hydrocodone Shipments to Walgreens # 13669

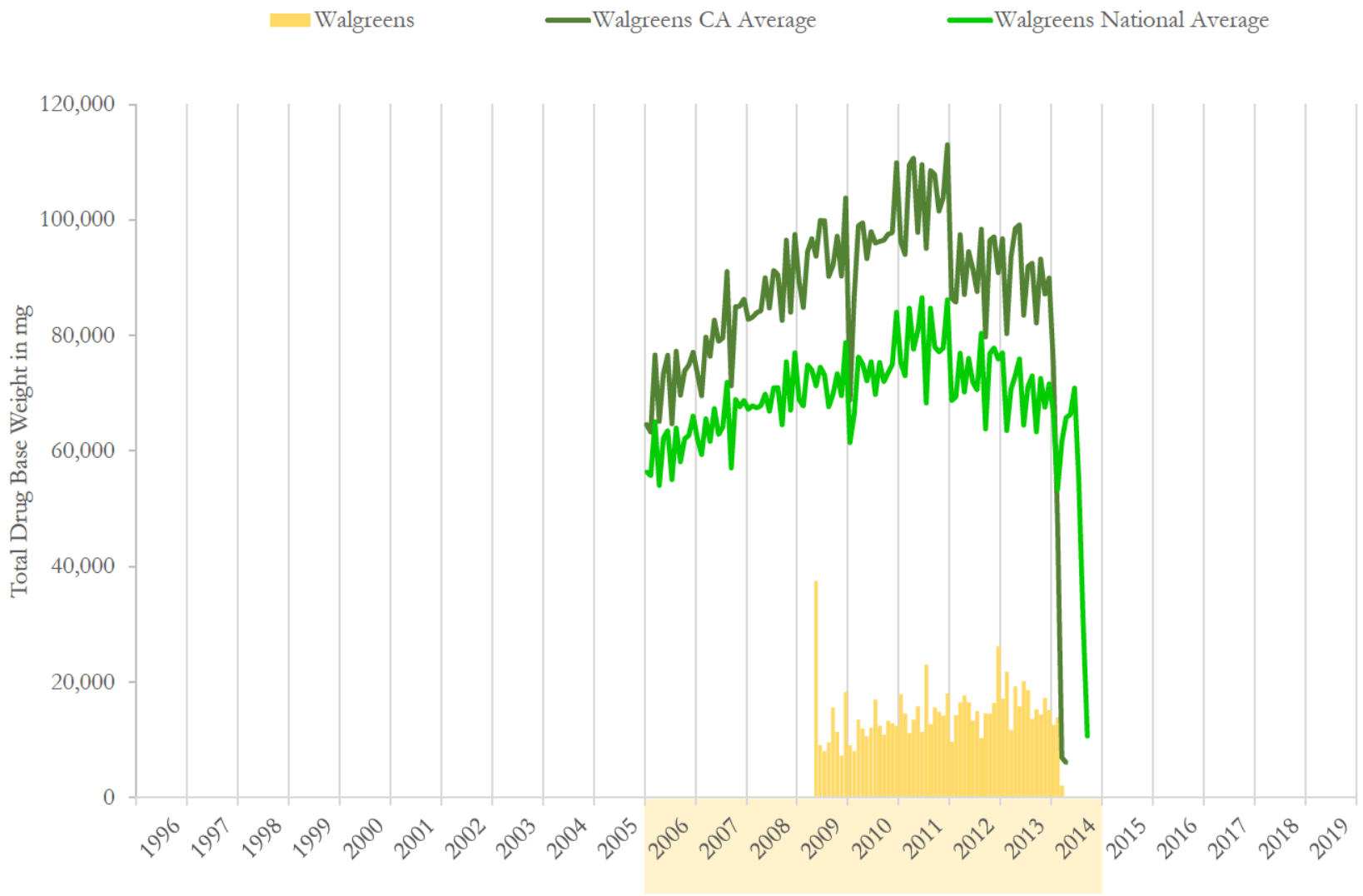

National and state averages reflect hydrocodone shipped from Walgreen Co to all active pharmacies each month.
Data source: ARCOS (2006-2014) and Defendant Distribution Data (Walgreens 1/2006 - 3/2014)

Walgreens # 13669 (5/2009 to 11/2016)
DEA: FW1294975
776 Market Street
San Francisco, CA 94102

Walgreen Co Hydrocodone Shipments to Walgreens # 13669

	Dosage Units		MME		Drug Base Weight in mg	
Date	Walgreens	% Change	Walgreens	% Change	Walgreens	% Change
01/2008	0	n/a	0	n/a	0	n/a
02/2008	0	n/a	0	n/a	0	n/a
03/2008	0	n/a	0	n/a	0	n/a
04/2008	0	n/a	0	n/a	0	n/a
05/2008	0	n/a	0	n/a	0	n/a
06/2008	0	n/a	0	n/a	0	n/a
07/2008	0	n/a	0	n/a	0	n/a
08/2008	0	n/a	0	n/a	0	n/a
09/2008	0	n/a	0	n/a	0	n/a
10/2008	0	n/a	0	n/a	0	n/a
11/2008	0	n/a	0	n/a	0	n/a
12/2008	0	n/a	0	n/a	0	n/a
01/2009	0	n/a	0	n/a	0	n/a
02/2009	0	n/a	0	n/a	0	n/a
03/2009	0	n/a	0	n/a	0	n/a
04/2009	0	n/a	0	n/a	0	n/a
05/2009	8,700	n/a	37,486	n/a	37,486	n/a
06/2009	2,200	-74.7%	9,081	-75.8%	9,081	-75.8%
07/2009	2,100	-4.5%	8,022	-11.7%	8,022	-11.7%
08/2009	2,600	23.8%	9,535	18.9%	9,535	18.9%
09/2009	3,800	46.2%	15,589	63.5%	15,589	63.5%
10/2009	3,200	-15.8%	11,351	-27.2%	11,351	-27.2%
11/2009	1,600	-50.0%	7,265	-36.0%	7,265	-36.0%
12/2009	4,900	206.3%	18,297	151.9%	18,297	151.9%

Data source: ARCOS (2006-2014) and Defendant Distribution Data (Walgreens 1/2006 - 3/2014)

Walgreens # 13669 (5/2009 to 11/2016)
DEA: FW1294975
776 Market Street
San Francisco, CA 94102

Walgreen Co Hydrocodone Shipments to Walgreens # 13669

	Dosage Units		MME		Drug Base Weight in mg	
Date	Walgreens	% Change	Walgreens	% Change	Walgreens	% Change
01/2010	2,400	-51.0%	9,081	-50.4%	9,081	-50.4%
02/2010	2,600	8.3%	8,022	-11.7%	8,022	-11.7%
03/2010	3,800	46.2%	13,470	67.9%	13,470	67.9%
04/2010	3,400	-10.5%	11,957	-11.2%	11,957	-11.2%
05/2010	2,800	-17.6%	10,578	-11.5%	10,578	-11.5%
06/2010	3,400	21.4%	12,108	14.5%	12,108	14.5%
07/2010	4,300	26.5%	16,951	40.0%	16,951	40.0%
08/2010	3,300	-23.3%	12,378	-27.0%	12,378	-27.0%
09/2010	2,800	-15.2%	10,897	-12.0%	10,897	-12.0%
10/2010	3,800	35.7%	13,319	22.2%	13,319	22.2%
11/2010	3,600	-5.3%	12,849	-3.5%	12,849	-3.5%
12/2010	4,000	11.1%	12,411	-3.4%	12,411	-3.4%
01/2011	4,300	7.5%	17,859	43.9%	17,859	43.9%
02/2011	3,900	-9.3%	14,530	-18.6%	14,530	-18.6%
03/2011	3,200	-17.9%	11,200	-22.9%	11,200	-22.9%
04/2011	3,700	15.6%	13,470	20.3%	13,470	20.3%
05/2011	4,200	13.5%	15,740	16.9%	15,740	16.9%
06/2011	3,200	-23.8%	11,343	-27.9%	11,343	-27.9%
07/2011	5,500	71.9%	23,005	102.8%	23,005	102.8%
08/2011	3,600	-34.5%	12,705	-44.8%	12,705	-44.8%
09/2011	4,100	13.9%	15,581	22.6%	15,581	22.6%
10/2011	3,600	-12.2%	14,832	-4.8%	14,832	-4.8%
11/2011	3,600	0.0%	14,211	-4.2%	14,211	-4.2%
12/2011	4,700	30.6%	17,994	26.6%	17,994	26.6%

Data source: ARCOS (2006-2014) and Defendant Distribution Data (Walgreens 1/2006 - 3/2014)

Walgreen Co Hydrocodone Shipments to Walgreens # 13669

	Dosage Units		MME		Drug Base Weight in mg	
Date	Walgreens	% Change	Walgreens	% Change	Walgreens	% Change
01/2012	2,700	-42.6%	9,686	-46.2%	9,686	-46.2%
02/2012	3,700	37.0%	14,227	46.9%	14,227	46.9%
03/2012	4,200	13.5%	16,497	16.0%	16,497	16.0%
04/2012	4,500	7.1%	17,708	7.3%	17,708	7.3%
05/2012	3,900	-13.3%	16,497	-6.8%	16,497	-6.8%
06/2012	3,500	-10.3%	13,319	-19.3%	13,319	-19.3%
07/2012	3,900	11.4%	14,984	12.5%	14,984	12.5%
08/2012	2,800	-28.2%	10,292	-31.3%	10,292	-31.3%
09/2012	3,800	35.7%	14,530	41.2%	14,530	41.2%
10/2012	3,700	-2.6%	14,521	-0.1%	14,521	-0.1%
11/2012	4,300	16.2%	16,346	12.6%	16,346	12.6%
12/2012	6,500	51.2%	26,184	60.2%	26,184	60.2%
01/2013	4,000	-38.5%	17,086	-34.7%	17,086	-34.7%
02/2013	5,200	30.0%	21,794	27.6%	21,794	27.6%
03/2013	3,200	-38.5%	11,646	-46.6%	11,646	-46.6%
04/2013	4,700	46.9%	19,213	65.0%	19,213	65.0%
05/2013	4,200	-10.6%	15,740	-18.1%	15,740	-18.1%
06/2013	5,100	21.4%	20,130	27.9%	20,130	27.9%
07/2013	5,100	0.0%	18,616	-7.5%	18,616	-7.5%
08/2013	3,500	-31.4%	13,622	-26.8%	13,622	-26.8%
09/2013	4,300	22.9%	15,286	12.2%	15,286	12.2%
10/2013	3,500	-18.6%	14,378	-5.9%	14,378	-5.9%
11/2013	4,600	31.4%	17,254	20.0%	17,254	20.0%
12/2013	4,000	-13.0%	15,135	-12.3%	15,135	-12.3%

Data source: ARCOS (2006-2014) and Defendant Distribution Data (Walgreens 1/2006 - 3/2014)

Walgreen Co Hydrocodone Shipments to Walgreens # 13669

	Dosage Units		MME		Drug Base Weight in mg	
Date	Walgreens	% Change	Walgreens	% Change	Walgreens	% Change
01/2014	3,100	-22.5%	12,562	-17.0%	12,562	-17.0%
02/2014	3,600	16.1%	13,924	10.8%	13,924	10.8%
03/2014	600	-83.3%	2,103	-84.9%	2,103	-84.9%
04/2014	0	-100.0%	0	-100.0%	0	-100.0%
05/2014	0	n/a	0	n/a	0	n/a
06/2014	0	n/a	0	n/a	0	n/a
07/2014	0	n/a	0	n/a	0	n/a
08/2014	0	n/a	0	n/a	0	n/a
09/2014	0	n/a	0	n/a	0	n/a
10/2014	0	n/a	0	n/a	0	n/a
11/2014	0	n/a	0	n/a	0	n/a
12/2014	0	n/a	0	n/a	0	n/a
01/2015	0	n/a	0	n/a	0	n/a
02/2015	0	n/a	0	n/a	0	n/a
03/2015	0	n/a	0	n/a	0	n/a
04/2015	0	n/a	0	n/a	0	n/a
05/2015	0	n/a	0	n/a	0	n/a
06/2015	0	n/a	0	n/a	0	n/a
07/2015	0	n/a	0	n/a	0	n/a
08/2015	0	n/a	0	n/a	0	n/a
09/2015	0	n/a	0	n/a	0	n/a
10/2015	0	n/a	0	n/a	0	n/a
11/2015	0	n/a	0	n/a	0	n/a
12/2015	0	n/a	0	n/a	0	n/a

Data source: ARCOS (2006-2014) and Defendant Distribution Data (Walgreens 1/2006 - 3/2014)

Walgreens # 13669 (5/2009 to 11/2016)
DEA: FW1294975
776 Market Street
San Francisco, CA 94102

Walgreen Co Hydrocodone Shipments to Walgreens # 13669

	Dosage Units		MME		Drug Base Weight in mg	
Date	Walgreens	% Change	Walgreens	% Change	Walgreens	% Change
1996	0		0		0	
1997	0	n/a	0	n/a	0	n/a
1998	0	n/a	0	n/a	0	n/a
1999	0	n/a	0	n/a	0	n/a
2000	0	n/a	0	n/a	0	n/a
2001	0	n/a	0	n/a	0	n/a
2002	0	n/a	0	n/a	0	n/a
2003	0	n/a	0	n/a	0	n/a
2004	0	n/a	0	n/a	0	n/a
2005	0	n/a	0	n/a	0	n/a
2006	0	n/a	0	n/a	0	n/a
2007	0	n/a	0	n/a	0	n/a
2008	0	n/a	0	n/a	0	n/a
2009	29,100	n/a	116,626	n/a	116,626	n/a
2010	40,200	38.1%	144,020	23.5%	144,020	23.5%
2011	47,600	18.4%	182,471	26.7%	182,471	26.7%
2012	47,500	-0.2%	184,790	1.3%	184,790	1.3%
2013	51,400	8.2%	199,901	8.2%	199,901	8.2%
2014	7,300	-85.8%	28,589	-85.7%	28,589	-85.7%
2015	0	-100.0%	0	-100.0%	0	-100.0%
2016	0	n/a	0	n/a	0	n/a
2017	0	n/a	0	n/a	0	n/a
2018	0	n/a	0	n/a	0	n/a
2019	0	n/a	0	n/a	0	n/a
Total	**223,100**		**856,397**		**856,397**	

Data source: ARCOS (2006-2014) and Defendant Distribution Data (Walgreens 1/2006 - 3/2014)

Walgreens # 13669 (5/2009 to 11/2016)
DEA: FW1294975
776 Market Street
San Francisco, CA 94102

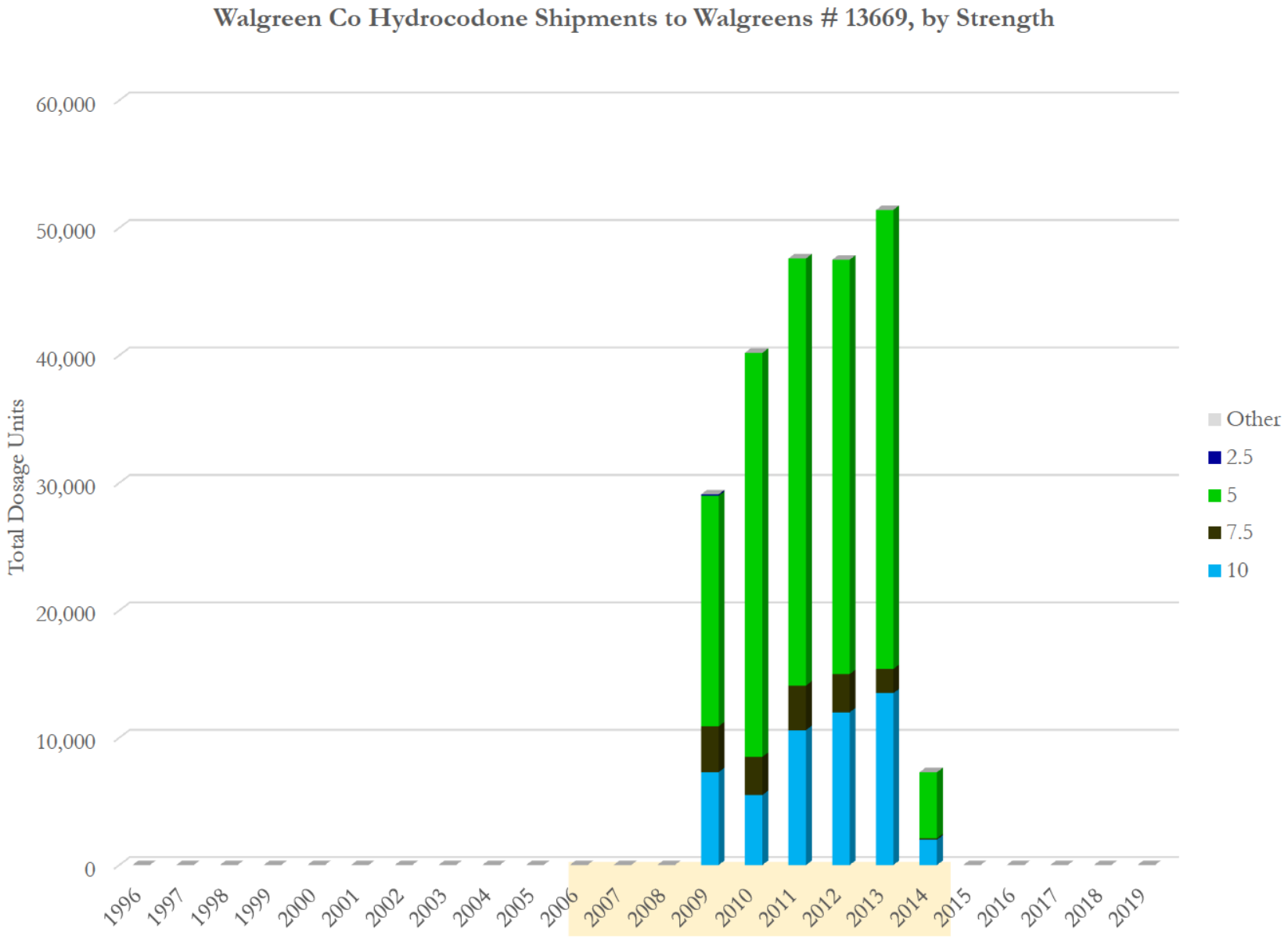

Data source: ARCOS (2006-2014) and Defendant Distribution Data (Walgreens 1/2006 - 3/2014)

Walgreens # 13669 (5/2009 to 11/2016)
DEA: FW1294975
776 Market Street
San Francisco, CA 94102

Walgreen Co Hydrocodone Shipments to Walgreens # 13669, by Strength

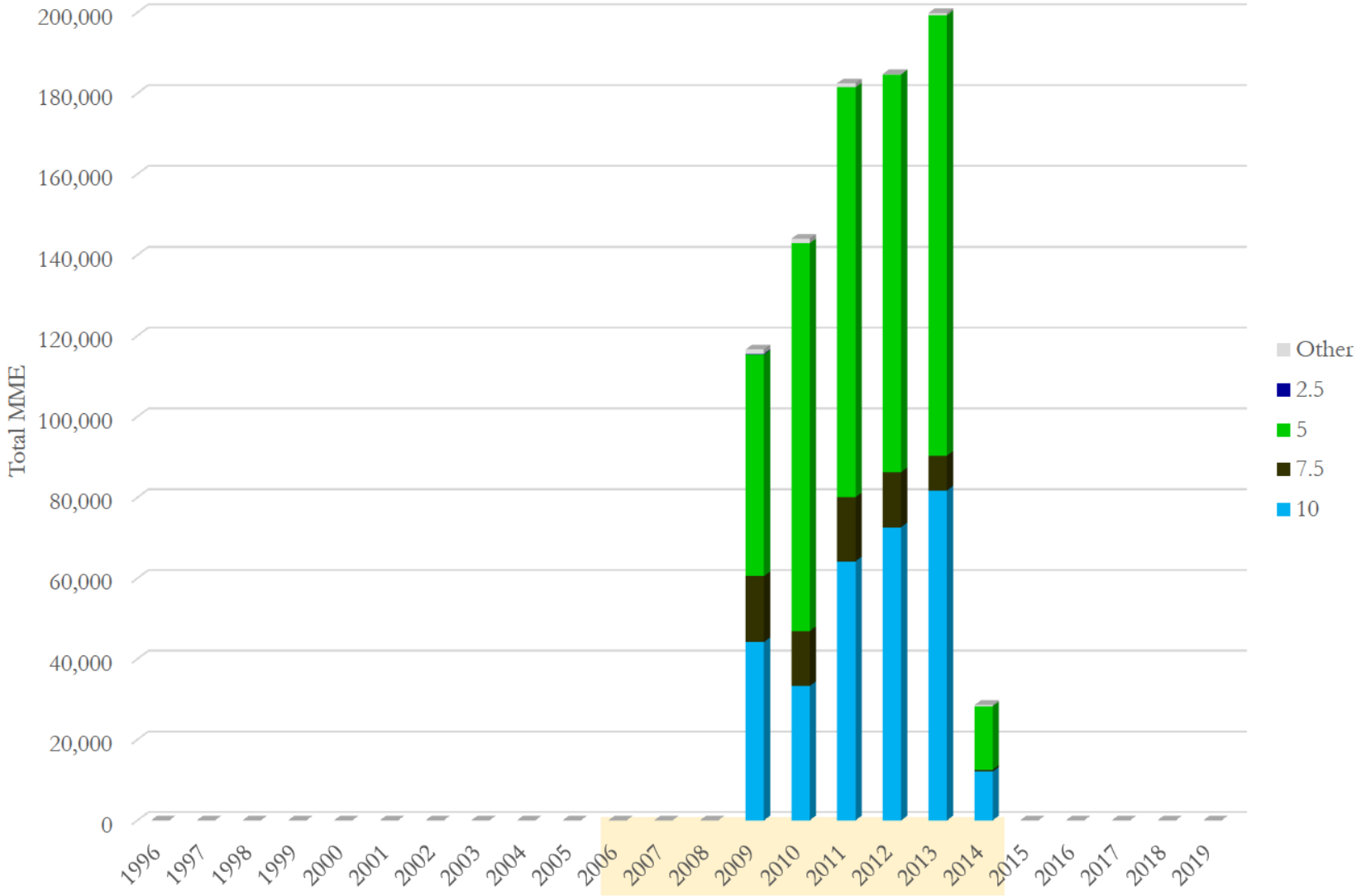

Data source: ARCOS (2006-2014) and Defendant Distribution Data (Walgreens 1/2006 - 3/2014)

Walgreens # 13669 (5/2009 to 11/2016)
DEA: FW1294975
776 Market Street
San Francisco, CA 94102

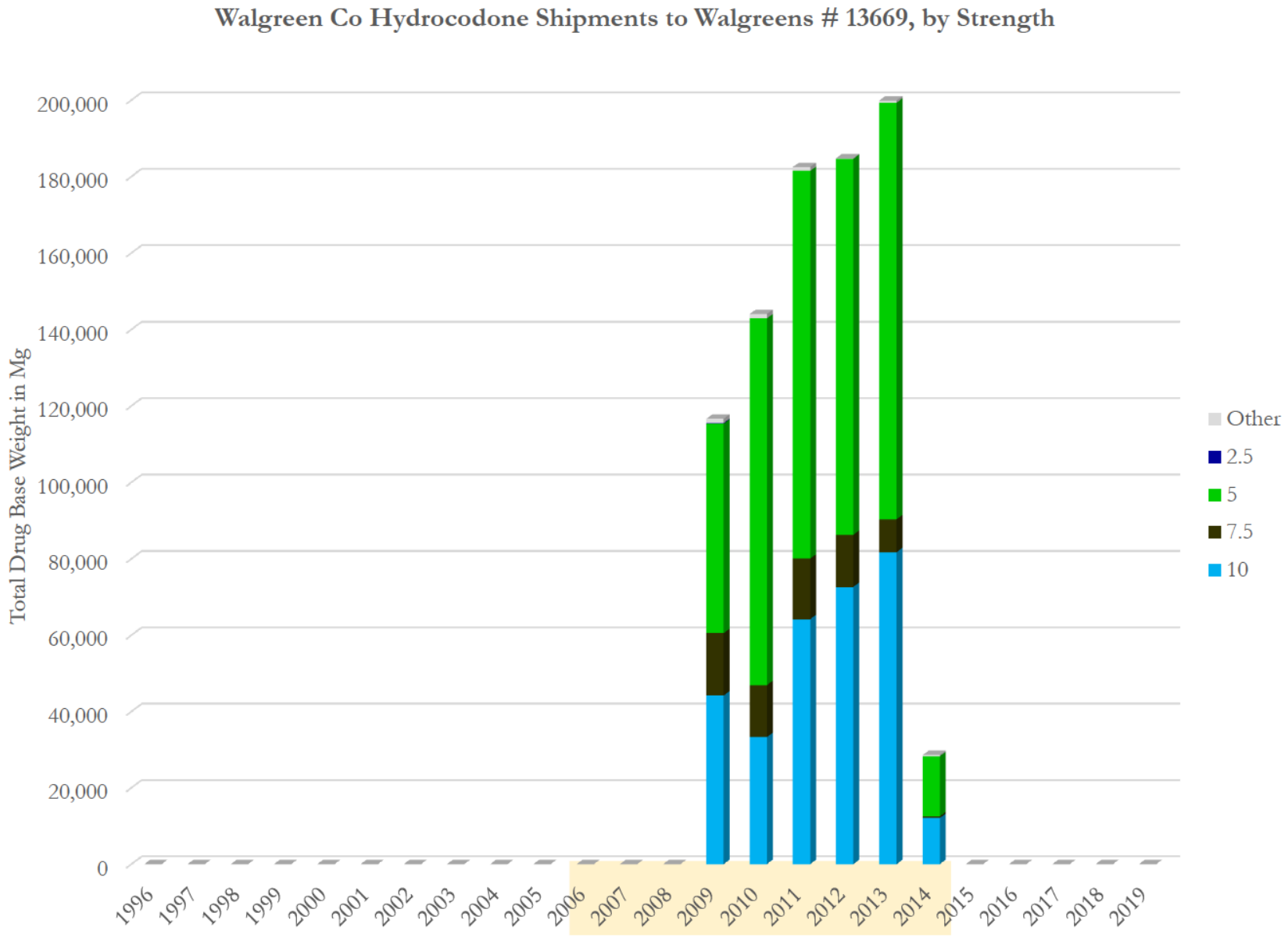

Data source: ARCOS (2006-2014) and Defendant Distribution Data (Walgreens 1/2006 - 3/2014)

Walgreens # 13669 (5/2009 to 11/2016)
DEA: FW1294975
776 Market Street
San Francisco, CA 94102

Walgreen Co Hydrocodone Shipments to Walgreens # 13669, by Strength
(Total Dosage Units)

Strength Year\	10	7.5	5	2.5	Other	Total	Avg. Str
1996	0	0	0	0	0	**0**	
1997	0	0	0	0	0	**0**	
1998	0	0	0	0	0	**0**	
1999	0	0	0	0	0	**0**	
2000	0	0	0	0	0	**0**	
2001	0	0	0	0	0	**0**	
2002	0	0	0	0	0	**0**	
2003	0	0	0	0	0	**0**	
2004	0	0	0	0	0	**0**	
2005	0	0	0	0	0	**0**	
2006	0	0	0	0	0	**0**	
2007	0	0	0	0	0	**0**	
2008	0	0	0	0	0	**0**	
2009	7,300	3,600	18,100	100	0	**29,100**	6.55
2010	5,500	3,000	31,700	0	0	**40,200**	5.87
2011	10,600	3,500	33,500	0	0	**47,600**	6.30
2012	12,000	3,000	32,500	0	0	**47,500**	6.42
2013	13,500	1,900	36,000	0	0	**51,400**	6.41
2014	2,000	100	5,200	0	0	**7,300**	6.40
2015	0	0	0	0	0	**0**	
2016	0	0	0	0	0	**0**	
2017	0	0	0	0	0	**0**	
2018	0	0	0	0	0	**0**	
2019	0	0	0	0	0	**0**	
Total	**50,900**	**15,100**	**157,000**	**100**	**0**	**223,100**	6.31

Data source: ARCOS (2006-2014) and Defendant Distribution Data (Walgreens 1/2006 - 3/2014)

Walgreens # 13669 (5/2009 to 11/2016)
DEA: FW1294975
776 Market Street
San Francisco, CA 94102

Walgreen Co Hydrocodone Shipments to Walgreens # 13669, by Strength
(Total MME)

Strength Year\	10	7.5	5	2.5	Other	Total	Avg. Str
1996	0	0	0	0	0	**0**	
1997	0	0	0	0	0	**0**	
1998	0	0	0	0	0	**0**	
1999	0	0	0	0	0	**0**	
2000	0	0	0	0	0	**0**	
2001	0	0	0	0	0	**0**	
2002	0	0	0	0	0	**0**	
2003	0	0	0	0	0	**0**	
2004	0	0	0	0	0	**0**	
2005	0	0	0	0	0	**0**	
2006	0	0	0	0	0	**0**	
2007	0	0	0	0	0	**0**	
2008	0	0	0	0	0	**0**	
2009	44,194	16,346	54,789	151	1,146	**116,626**	6.55
2010	33,297	13,622	95,956	0	1,146	**144,020**	5.87
2011	64,172	15,892	101,405	0	1,003	**182,471**	6.30
2012	72,648	13,622	98,378	0	143	**184,790**	6.42
2013	81,729	8,627	108,972	0	573	**199,901**	6.41
2014	12,108	454	15,740	0	286	**28,589**	6.40
2015	0	0	0	0	0	**0**	
2016	0	0	0	0	0	**0**	
2017	0	0	0	0	0	**0**	
2018	0	0	0	0	0	**0**	
2019	0	0	0	0	0	**0**	
Total	**308,149**	**68,562**	**475,239**	**151**	**4,297**	**856,397**	6.31

Data source: ARCOS (2006-2014) and Defendant Distribution Data (Walgreens 1/2006 - 3/2014)

Walgreens # 13669 (5/2009 to 11/2016)
DEA: FW1294975
776 Market Street
San Francisco, CA 94102

Walgreen Co Hydrocodone Shipments to Walgreens # 13669, by Strength
(Total Drug Base Weight in Milligram)

Strength Year\	10	7.5	5	2.5	Other	Total	Avg. Str
1996	0	0	0	0	0	**0**	
1997	0	0	0	0	0	**0**	
1998	0	0	0	0	0	**0**	
1999	0	0	0	0	0	**0**	
2000	0	0	0	0	0	**0**	
2001	0	0	0	0	0	**0**	
2002	0	0	0	0	0	**0**	
2003	0	0	0	0	0	**0**	
2004	0	0	0	0	0	**0**	
2005	0	0	0	0	0	**0**	
2006	0	0	0	0	0	**0**	
2007	0	0	0	0	0	**0**	
2008	0	0	0	0	0	**0**	
2009	44,194	16,346	54,789	151	1,146	**116,626**	6.55
2010	33,297	13,622	95,956	0	1,146	**144,020**	5.87
2011	64,172	15,892	101,405	0	1,003	**182,471**	6.30
2012	72,648	13,622	98,378	0	143	**184,790**	6.42
2013	81,729	8,627	108,972	0	573	**199,901**	6.41
2014	12,108	454	15,740	0	286	**28,589**	6.40
2015	0	0	0	0	0	**0**	
2016	0	0	0	0	0	**0**	
2017	0	0	0	0	0	**0**	
2018	0	0	0	0	0	**0**	
2019	0	0	0	0	0	**0**	
Total	**308,149**	**68,562**	**475,239**	**151**	**4,297**	**856,397**	6.31

Data source: ARCOS (2006-2014) and Defendant Distribution Data (Walgreens 1/2006 - 3/2014)

Walgreens # 06625 (4/2007 to 12/2017)
DEA: FW0195203
2141 Chestnut Street
San Francisco, CA 94123

Walgreen Co Oxycodone Shipments to Walgreens # 06625

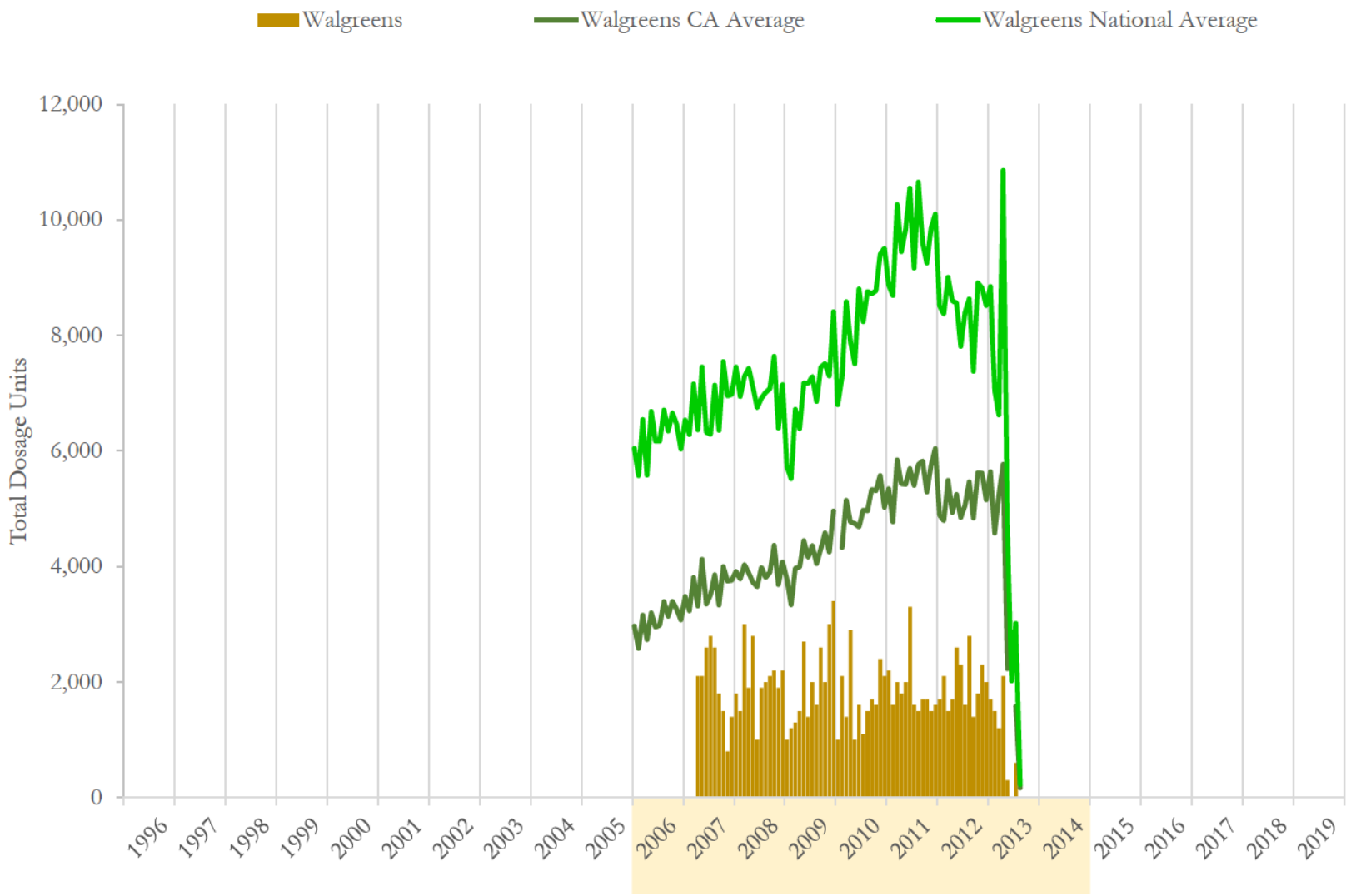

National and state averages reflect oxycodone shipped from Walgreen Co to all active pharmacies each month.
Data source: ARCOS (2006-2014) and Defendant Distribution Data (Walgreens 1/2006 - 3/2014)

Walgreens # 06625 (4/2007 to 12/2017)
DEA: FW0195203
2141 Chestnut Street
San Francisco, CA 94123

Walgreen Co Oxycodone Shipments to Walgreens # 06625

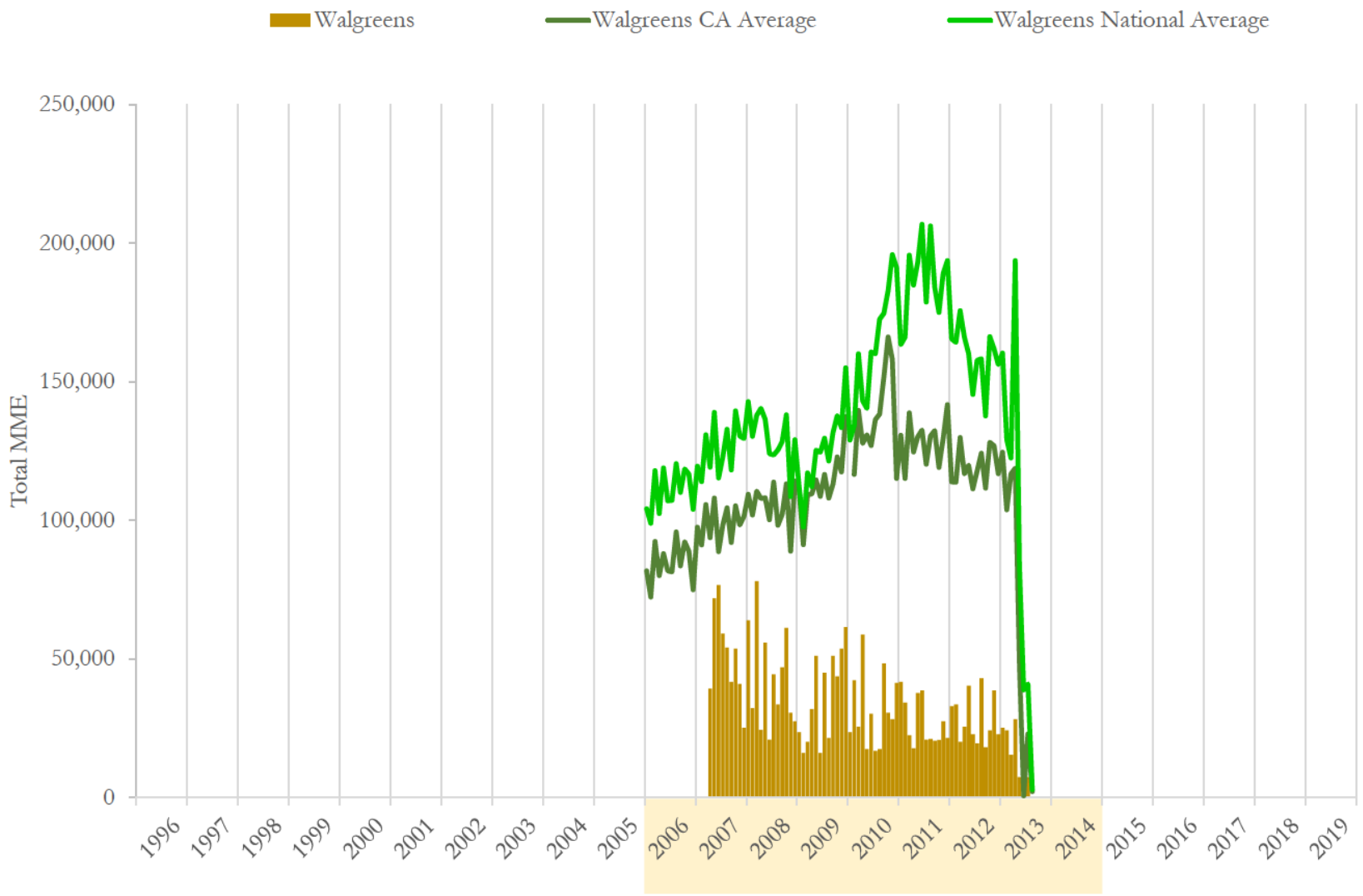

National and state averages reflect oxycodone shipped from Walgreen Co to all active pharmacies each month.
Data source: ARCOS (2006-2014) and Defendant Distribution Data (Walgreens 1/2006 - 3/2014)

Walgreens # 06625 (4/2007 to 12/2017)
DEA: FW0195203
2141 Chestnut Street
San Francisco, CA 94123

Walgreen Co Oxycodone Shipments to Walgreens # 06625

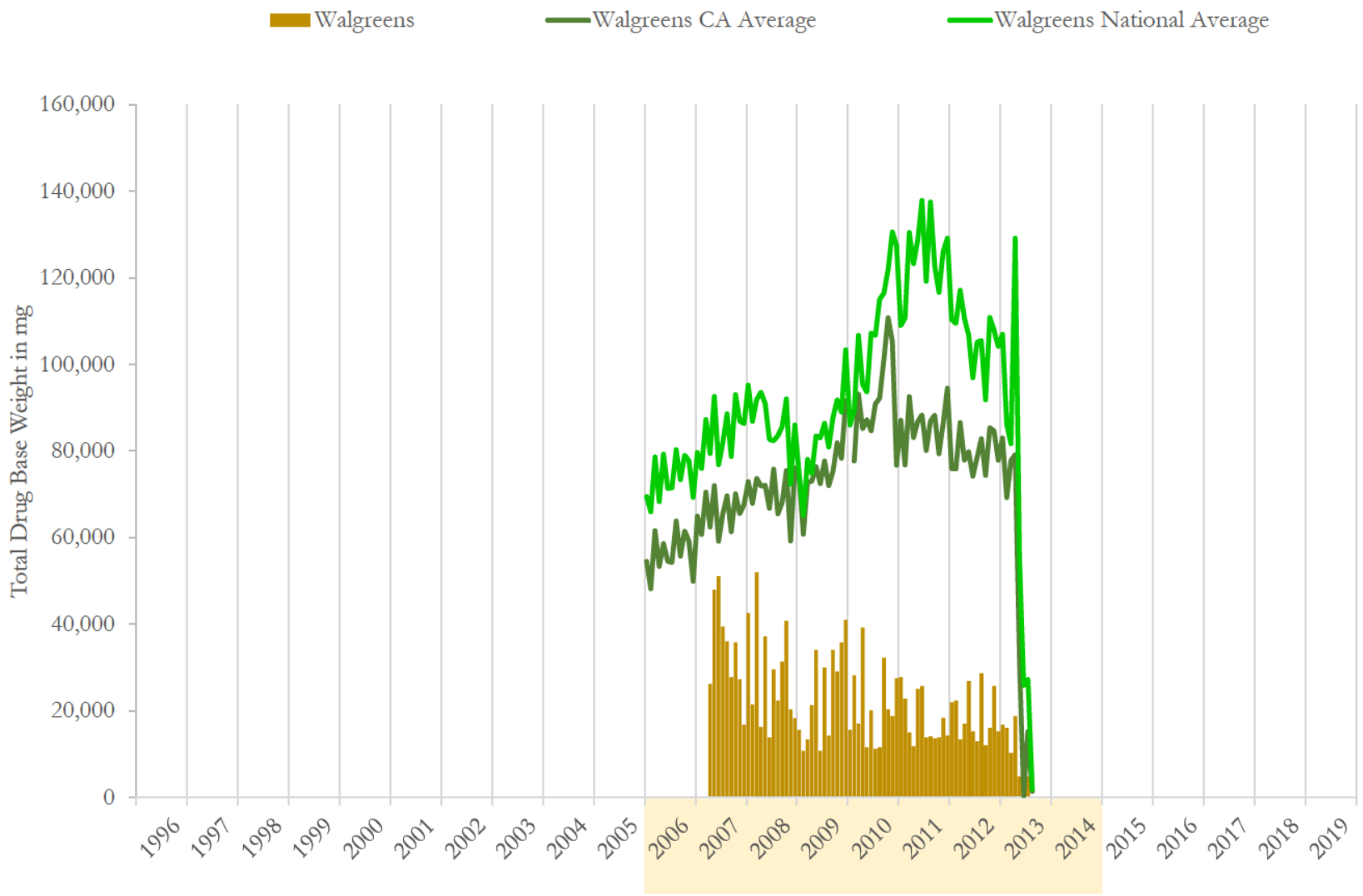

National and state averages reflect oxycodone shipped from Walgreen Co to all active pharmacies each month.
Data source: ARCOS (2006-2014) and Defendant Distribution Data (Walgreens 1/2006 - 3/2014)

Walgreens # 06625 (4/2007 to 12/2017)
DEA: FW0195203
2141 Chestnut Street
San Francisco, CA 94123

Walgreen Co Oxycodone Shipments to Walgreens # 06625

	Dosage Units		MME		Drug Base Weight in mg	
Date	Walgreens	% Change	Walgreens	% Change	Walgreens	% Change
01/2006	0	n/a	0	n/a	0	n/a
02/2006	0	n/a	0	n/a	0	n/a
03/2006	0	n/a	0	n/a	0	n/a
04/2006	0	n/a	0	n/a	0	n/a
05/2006	0	n/a	0	n/a	0	n/a
06/2006	0	n/a	0	n/a	0	n/a
07/2006	0	n/a	0	n/a	0	n/a
08/2006	0	n/a	0	n/a	0	n/a
09/2006	0	n/a	0	n/a	0	n/a
10/2006	0	n/a	0	n/a	0	n/a
11/2006	0	n/a	0	n/a	0	n/a
12/2006	0	n/a	0	n/a	0	n/a
01/2007	0	n/a	0	n/a	0	n/a
02/2007	0	n/a	0	n/a	0	n/a
03/2007	0	n/a	0	n/a	0	n/a
04/2007	2,100	n/a	39,334	n/a	26,223	n/a
05/2007	2,100	0.0%	71,944	82.9%	47,963	82.9%
06/2007	2,600	23.8%	76,651	6.5%	51,101	6.5%
07/2007	2,800	7.7%	59,169	-22.8%	39,446	-22.8%
08/2007	2,600	-7.1%	54,126	-8.5%	36,084	-8.5%
09/2007	1,800	-30.8%	41,687	-23.0%	27,792	-23.0%
10/2007	1,500	-16.7%	53,790	29.0%	35,860	29.0%
11/2007	800	-46.7%	41,015	-23.8%	27,343	-23.8%
12/2007	1,400	75.0%	25,214	-38.5%	16,809	-38.5%

Data source: ARCOS (2006-2014) and Defendant Distribution Data (Walgreens 1/2006 - 3/2014)

Walgreens # 06625 (4/2007 to 12/2017)
DEA: FW0195203
2141 Chestnut Street
San Francisco, CA 94123

Walgreen Co Oxycodone Shipments to Walgreens # 06625

	Dosage Units		MME		Drug Base Weight in mg	
Date	Walgreens	% Change	Walgreens	% Change	Walgreens	% Change
01/2008	1,800	28.6%	63,876	153.3%	42,584	153.3%
02/2008	1,500	-16.7%	32,321	-49.4%	21,547	-49.4%
03/2008	3,000	100.0%	78,042	141.5%	52,028	141.5%
04/2008	1,900	-36.7%	24,440	-68.7%	16,294	-68.7%
05/2008	2,800	47.4%	55,807	128.3%	37,205	128.3%
06/2008	1,000	-64.3%	20,843	-62.7%	13,896	-62.7%
07/2008	1,900	90.0%	44,377	112.9%	29,584	112.9%
08/2008	2,000	5.3%	33,619	-24.2%	22,413	-24.2%
09/2008	2,100	5.0%	47,066	40.0%	31,378	40.0%
10/2008	2,200	4.8%	61,186	30.0%	40,791	30.0%
11/2008	1,900	-13.6%	30,593	-50.0%	20,395	-50.0%
12/2008	2,200	15.8%	27,500	-10.1%	18,333	-10.1%
01/2009	1,000	-54.5%	23,533	-14.4%	15,689	-14.4%
02/2009	1,200	20.0%	16,137	-31.4%	10,758	-31.4%
03/2009	1,300	8.3%	20,171	25.0%	13,448	25.0%
04/2009	1,500	15.4%	31,938	58.3%	21,292	58.3%
05/2009	2,700	80.0%	51,101	60.0%	34,067	60.0%
06/2009	1,400	-48.1%	16,137	-68.4%	10,758	-68.4%
07/2009	2,000	42.9%	45,049	179.2%	30,033	179.2%
08/2009	1,600	-20.0%	21,516	-52.2%	14,344	-52.2%
09/2009	2,600	62.5%	51,101	137.5%	34,067	137.5%
10/2009	2,000	-23.1%	43,704	-14.5%	29,136	-14.5%
11/2009	3,000	50.0%	53,790	23.1%	35,860	23.1%
12/2009	3,400	13.3%	61,522	14.4%	41,015	14.4%

Data source: ARCOS (2006-2014) and Defendant Distribution Data (Walgreens 1/2006 - 3/2014)

Walgreens # 06625 (4/2007 to 12/2017)
DEA: FW0195203
2141 Chestnut Street
San Francisco, CA 94123

Walgreen Co Oxycodone Shipments to Walgreens # 06625

	Dosage Units		MME		Drug Base Weight in mg	
Date	Walgreens	% Change	Walgreens	% Change	Walgreens	% Change
01/2010	1,000	-70.6%	23,533	-61.7%	15,689	-61.7%
02/2010	2,100	110.0%	42,292	79.7%	28,195	79.7%
03/2010	1,400	-33.3%	25,550	-39.6%	17,034	-39.6%
04/2010	2,900	107.1%	58,833	130.3%	39,222	130.3%
05/2010	1,000	-65.5%	17,482	-70.3%	11,655	-70.3%
06/2010	1,600	60.0%	30,257	73.1%	20,171	73.1%
07/2010	1,100	-31.3%	16,809	-44.4%	11,206	-44.4%
08/2010	1,500	36.4%	17,482	4.0%	11,655	4.0%
09/2010	1,700	13.3%	48,411	176.9%	32,274	176.9%
10/2010	1,600	-5.9%	30,593	-36.8%	20,395	-36.8%
11/2010	2,400	50.0%	28,240	-7.7%	18,827	-7.7%
12/2010	2,100	-12.5%	41,351	46.4%	27,567	46.4%
01/2011	2,200	4.8%	41,687	0.8%	27,792	0.8%
02/2011	1,600	-27.3%	34,291	-17.7%	22,861	-17.7%
03/2011	2,000	25.0%	22,525	-34.3%	15,016	-34.3%
04/2011	1,800	-10.0%	17,818	-20.9%	11,879	-20.9%
05/2011	2,000	11.1%	37,653	111.3%	25,102	111.3%
06/2011	3,300	65.0%	38,662	2.7%	25,774	2.7%
07/2011	1,600	-51.5%	20,844	-46.1%	13,896	-46.1%
08/2011	1,500	-6.3%	21,180	1.6%	14,120	1.6%
09/2011	1,700	13.3%	20,507	-3.2%	13,672	-3.2%
10/2011	1,700	0.0%	20,776	1.3%	13,851	1.3%
11/2011	1,500	-11.8%	27,567	32.7%	18,378	32.7%
12/2011	1,600	6.7%	21,516	-22.0%	14,344	-22.0%

Data source: ARCOS (2006-2014) and Defendant Distribution Data (Walgreens 1/2006 - 3/2014)

Walgreens # 06625 (4/2007 to 12/2017)
DEA: FW0195203
2141 Chestnut Street
San Francisco, CA 94123

Walgreen Co Oxycodone Shipments to Walgreens # 06625

	Dosage Units		MME		Drug Base Weight in mg	
Date	Walgreens	% Change	Walgreens	% Change	Walgreens	% Change
01/2012	1,700	6.3%	32,946	53.1%	21,964	53.1%
02/2012	2,100	23.5%	33,619	2.0%	22,413	2.0%
03/2012	1,500	-28.6%	20,171	-40.0%	13,448	-40.0%
04/2012	1,700	13.3%	25,550	26.7%	17,034	26.7%
05/2012	2,600	52.9%	40,343	57.9%	26,895	57.9%
06/2012	2,300	-11.5%	22,861	-43.3%	15,241	-43.3%
07/2012	1,600	-30.4%	19,499	-14.7%	12,999	-14.7%
08/2012	2,800	75.0%	43,032	120.7%	28,688	120.7%
09/2012	1,400	-50.0%	18,154	-57.8%	12,103	-57.8%
10/2012	1,800	28.6%	24,206	33.3%	16,137	33.3%
11/2012	2,300	27.8%	38,662	59.7%	25,774	59.7%
12/2012	2,000	-13.0%	22,861	-40.9%	15,241	-40.9%
01/2013	1,700	-15.0%	25,214	10.3%	16,809	10.3%
02/2013	1,500	-11.8%	24,206	-4.0%	16,137	-4.0%
03/2013	1,200	-20.0%	15,465	-36.1%	10,310	-36.1%
04/2013	2,100	75.0%	28,240	82.6%	18,827	82.6%
05/2013	300	-85.7%	7,396	-73.8%	4,931	-73.8%
06/2013	0	-100.0%	0	-100.0%	0	-100.0%
07/2013	600	n/a	7,396	n/a	4,931	n/a
08/2013	0	-100.0%	0	-100.0%	0	-100.0%
09/2013	0	n/a	0	n/a	0	n/a
10/2013	0	n/a	0	n/a	0	n/a
11/2013	0	n/a	0	n/a	0	n/a
12/2013	0	n/a	0	n/a	0	n/a

Data source: ARCOS (2006-2014) and Defendant Distribution Data (Walgreens 1/2006 - 3/2014)

Walgreens # 06625 (4/2007 to 12/2017)
DEA: FW0195203
2141 Chestnut Street
San Francisco, CA 94123

Walgreen Co Oxycodone Shipments to Walgreens # 06625

	Dosage Units		MME		Drug Base Weight in mg	
Date	Walgreens	% Change	Walgreens	% Change	Walgreens	% Change
1996	0		0		0	
1997	0	n/a	0	n/a	0	n/a
1998	0	n/a	0	n/a	0	n/a
1999	0	n/a	0	n/a	0	n/a
2000	0	n/a	0	n/a	0	n/a
2001	0	n/a	0	n/a	0	n/a
2002	0	n/a	0	n/a	0	n/a
2003	0	n/a	0	n/a	0	n/a
2004	0	n/a	0	n/a	0	n/a
2005	0	n/a	0	n/a	0	n/a
2006	0	n/a	0	n/a	0	n/a
2007	17,700	n/a	462,930	n/a	308,620	n/a
2008	24,300	37.3%	519,671	12.3%	346,447	12.3%
2009	23,700	-2.5%	435,699	-16.2%	290,466	-16.2%
2010	20,400	-13.9%	380,833	-12.6%	253,889	-12.6%
2011	22,500	10.3%	325,026	-14.7%	216,684	-14.7%
2012	23,800	5.8%	341,903	5.2%	227,935	5.2%
2013	7,400	-68.9%	107,916	-68.4%	71,944	-68.4%
2014	0	-100.0%	0	-100.0%	0	-100.0%
2015	0	n/a	0	n/a	0	n/a
2016	0	n/a	0	n/a	0	n/a
2017	0	n/a	0	n/a	0	n/a
2018	0	n/a	0	n/a	0	n/a
2019	0	n/a	0	n/a	0	n/a
Total	**139,800**		**2,573,978**		**1,715,985**	

Data source: ARCOS (2006-2014) and Defendant Distribution Data (Walgreens 1/2006 - 3/2014)

Walgreens # 06625 (4/2007 to 12/2017)
DEA: FW0195203
2141 Chestnut Street
San Francisco, CA 94123

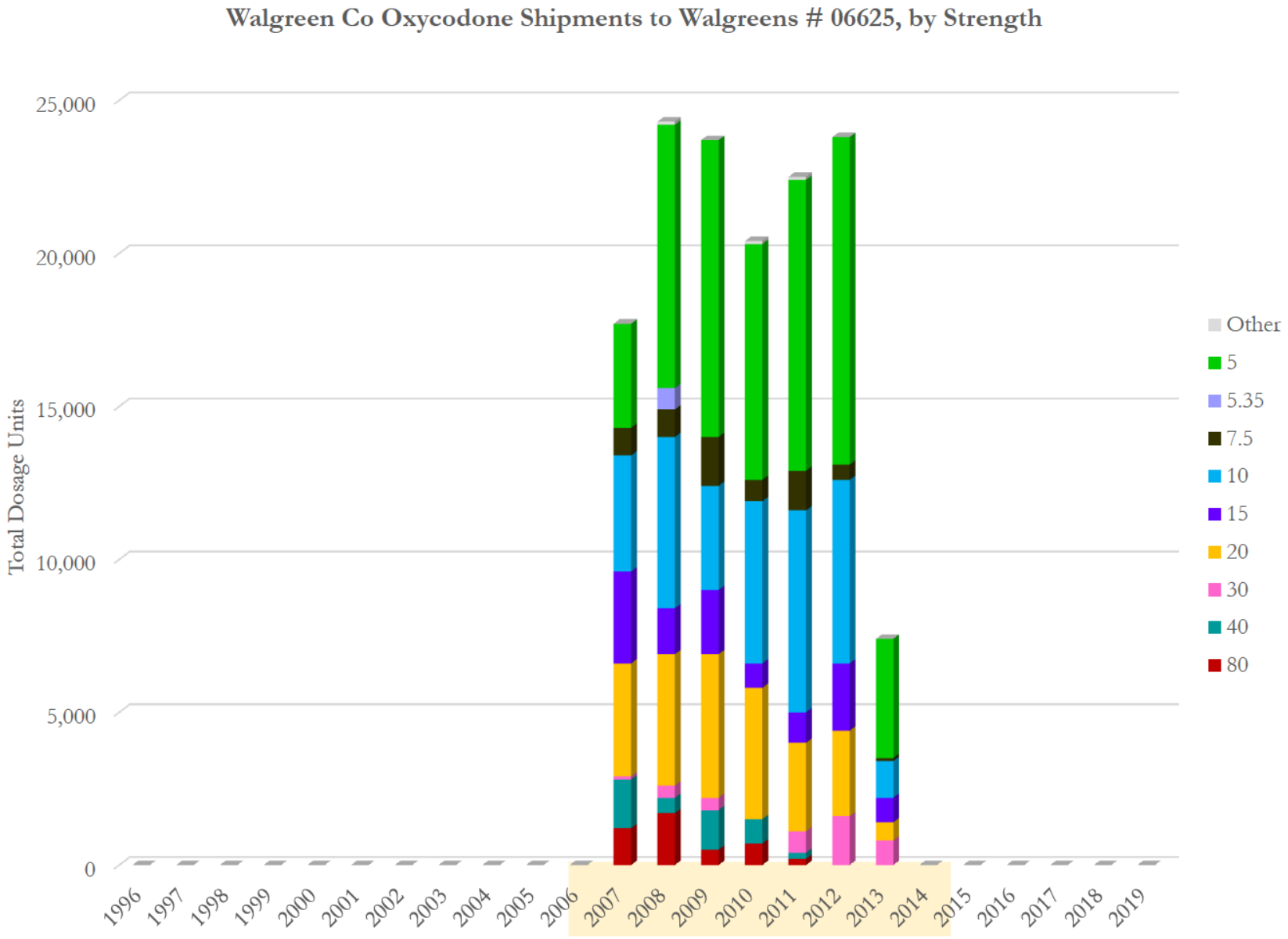

Data source: ARCOS (2006-2014) and Defendant Distribution Data (Walgreens 1/2006 - 3/2014)

Walgreens # 06625 (4/2007 to 12/2017)
DEA: FW0195203
2141 Chestnut Street
San Francisco, CA 94123

Walgreen Co Oxycodone Shipments to Walgreens # 06625, by Strength

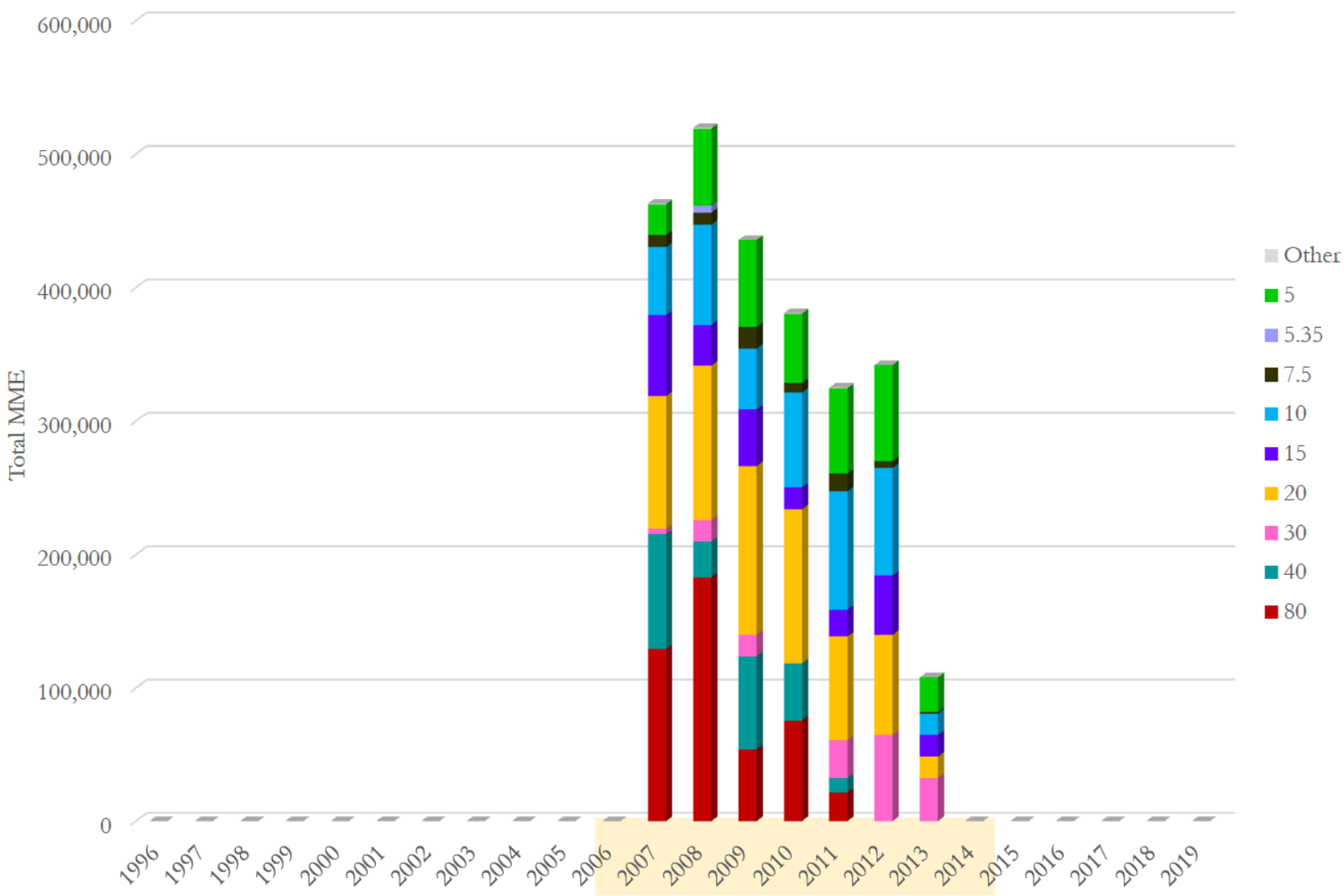

Data source: ARCOS (2006-2014) and Defendant Distribution Data (Walgreens 1/2006 - 3/2014)

Walgreens # 06625 (4/2007 to 12/2017)
DEA: FW0195203
2141 Chestnut Street
San Francisco, CA 94123

Walgreen Co Oxycodone Shipments to Walgreens # 06625, by Strength

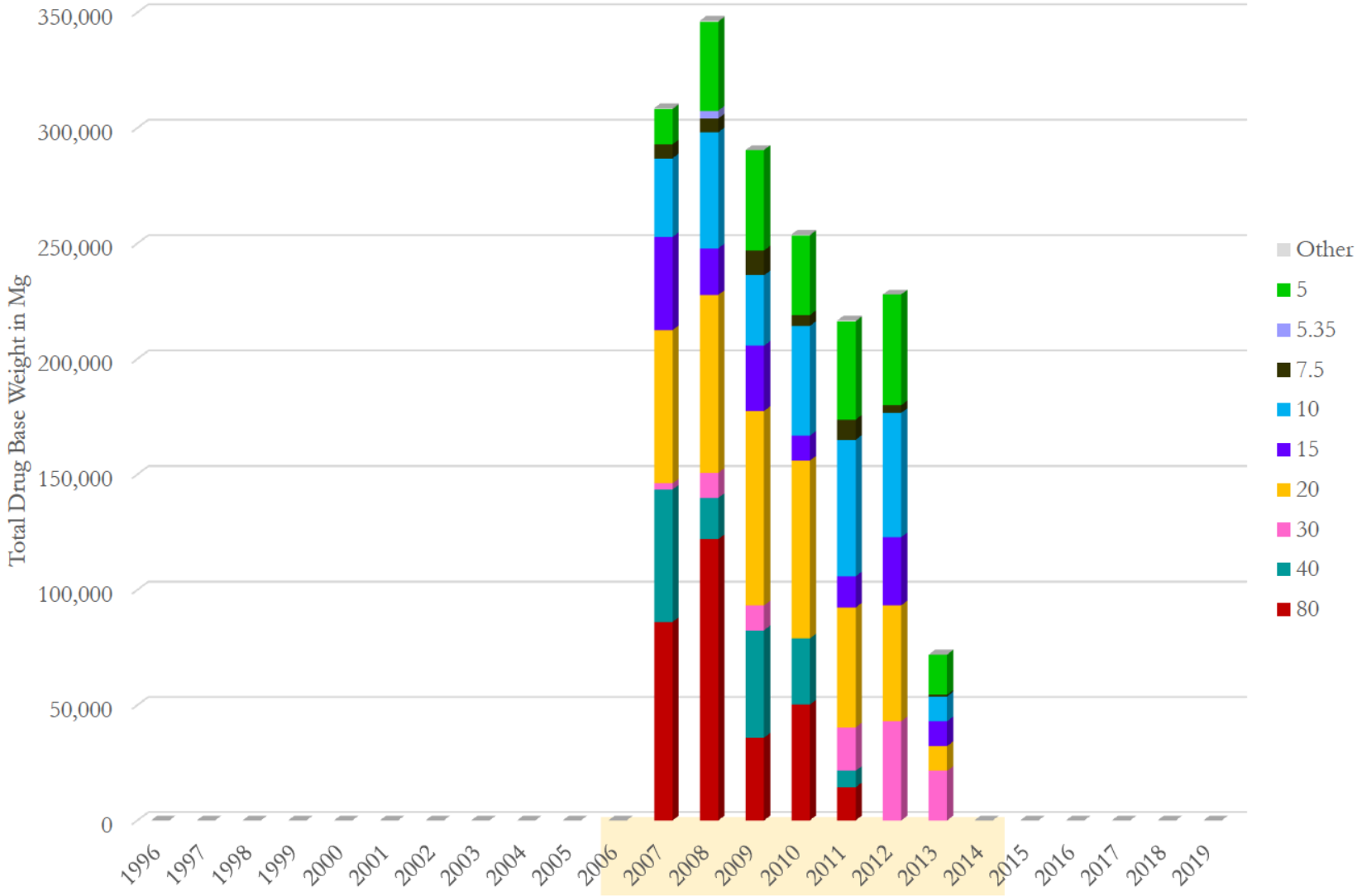

Data source: ARCOS (2006-2014) and Defendant Distribution Data (Walgreens 1/2006 - 3/2014)

Walgreens # 06625 (4/2007 to 12/2017)
DEA: FW0195203
2141 Chestnut Street
San Francisco, CA 94123

Walgreen Co Oxycodone Shipments to Walgreens # 06625, by Strength
(Total Dosage Units)

Strength Year\	80	40	30	20	15	10	7.5	5.35	5	Other	Total	Avg. Str
1996	0	0	0	0	0	0	0	0	0	0	**0**	
1997	0	0	0	0	0	0	0	0	0	0	**0**	
1998	0	0	0	0	0	0	0	0	0	0	**0**	
1999	0	0	0	0	0	0	0	0	0	0	**0**	
2000	0	0	0	0	0	0	0	0	0	0	**0**	
2001	0	0	0	0	0	0	0	0	0	0	**0**	
2002	0	0	0	0	0	0	0	0	0	0	**0**	
2003	0	0	0	0	0	0	0	0	0	0	**0**	
2004	0	0	0	0	0	0	0	0	0	0	**0**	
2005	0	0	0	0	0	0	0	0	0	0	**0**	
2006	0	0	0	0	0	0	0	0	0	0	**0**	
2007	1,200	1,600	100	3,700	3,000	3,800	900	0	3,400	0	**17,700**	19.42
2008	1,700	500	400	4,300	1,500	5,600	900	700	8,600	100	**24,300**	15.95
2009	500	1,300	400	4,700	2,100	3,400	1,600	0	9,700	0	**23,700**	13.67
2010	700	800	0	4,300	800	5,300	700	0	7,700	100	**20,400**	13.93
2011	200	200	700	2,900	1,000	6,600	1,300	0	9,500	100	**22,500**	10.77
2012	0	0	1,600	2,800	2,200	6,000	500	0	10,700	0	**23,800**	10.68
2013	0	0	800	600	800	1,200	100	0	3,900	0	**7,400**	10.84
2014	0	0	0	0	0	0	0	0	0	0	**0**	
2015	0	0	0	0	0	0	0	0	0	0	**0**	
2016	0	0	0	0	0	0	0	0	0	0	**0**	
2017	0	0	0	0	0	0	0	0	0	0	**0**	
2018	0	0	0	0	0	0	0	0	0	0	**0**	
2019	0	0	0	0	0	0	0	0	0	0	**0**	
Total	**4,300**	**4,400**	**4,000**	**23,300**	**11,400**	**31,900**	**6,000**	**700**	**53,500**	**300**	**139,800**	13.71

Data source: ARCOS (2006-2014) and Defendant Distribution Data (Walgreens 1/2006 - 3/2014)

Walgreens # 06625 (4/2007 to 12/2017)
DEA: FW0195203
2141 Chestnut Street
San Francisco, CA 94123

Walgreen Co Oxycodone Shipments to Walgreens # 06625, by Strength (Total MME)

Strength Year\	80	40	30	20	15	10	7.5	5.35	5	Other	Total	Avg. Str
1996	0	0	0	0	0	0	0	0	0	0	**0**	
1997	0	0	0	0	0	0	0	0	0	0	**0**	
1998	0	0	0	0	0	0	0	0	0	0	**0**	
1999	0	0	0	0	0	0	0	0	0	0	**0**	
2000	0	0	0	0	0	0	0	0	0	0	**0**	
2001	0	0	0	0	0	0	0	0	0	0	**0**	
2002	0	0	0	0	0	0	0	0	0	0	**0**	
2003	0	0	0	0	0	0	0	0	0	0	**0**	
2004	0	0	0	0	0	0	0	0	0	0	**0**	
2005	0	0	0	0	0	0	0	0	0	0	**0**	
2006	0	0	0	0	0	0	0	0	0	0	**0**	
2007	129,096	86,064	4,034	99,512	60,514	51,101	9,077	0	22,861	672	**462,930**	19.42
2008	182,886	26,895	16,137	115,649	30,257	75,306	9,077	5,036	57,824	605	**519,671**	15.95
2009	53,790	69,927	16,137	126,407	42,360	45,722	16,137	0	65,220	0	**435,699**	13.67
2010	75,306	43,032	0	115,649	16,137	71,272	7,060	0	51,773	605	**380,833**	13.93
2011	21,516	10,758	28,240	77,996	20,171	88,754	13,111	0	63,876	605	**325,026**	10.77
2012	0	0	64,548	75,306	44,377	80,685	5,043	0	71,944	0	**341,903**	10.68
2013	0	0	32,274	16,137	16,137	16,137	1,009	0	26,223	0	**107,916**	10.84
2014	0	0	0	0	0	0	0	0	0	0	**0**	
2015	0	0	0	0	0	0	0	0	0	0	**0**	
2016	0	0	0	0	0	0	0	0	0	0	**0**	
2017	0	0	0	0	0	0	0	0	0	0	**0**	
2018	0	0	0	0	0	0	0	0	0	0	**0**	
2019	0	0	0	0	0	0	0	0	0	0	**0**	
Total	**462,594**	**236,676**	**161,370**	**626,654**	**229,952**	**428,975**	**60,514**	**5,036**	**359,720**	**2,488**	**2,573,978**	13.71

Data source: ARCOS (2006-2014) and Defendant Distribution Data (Walgreens 1/2006 - 3/2014)

Walgreens # 06625 (4/2007 to 12/2017)
DEA: FW0195203
2141 Chestnut Street
San Francisco, CA 94123

Walgreen Co Oxycodone Shipments to Walgreens # 06625, by Strength
(Total Drug Base Weight in Milligram)

Strength Year\	80	40	30	20	15	10	7.5	5.35	5	Other	Total	Avg. Str
1996	0	0	0	0	0	0	0	0	0	0	**0**	
1997	0	0	0	0	0	0	0	0	0	0	**0**	
1998	0	0	0	0	0	0	0	0	0	0	**0**	
1999	0	0	0	0	0	0	0	0	0	0	**0**	
2000	0	0	0	0	0	0	0	0	0	0	**0**	
2001	0	0	0	0	0	0	0	0	0	0	**0**	
2002	0	0	0	0	0	0	0	0	0	0	**0**	
2003	0	0	0	0	0	0	0	0	0	0	**0**	
2004	0	0	0	0	0	0	0	0	0	0	**0**	
2005	0	0	0	0	0	0	0	0	0	0	**0**	
2006	0	0	0	0	0	0	0	0	0	0	**0**	
2007	86,064	57,376	2,690	66,341	40,343	34,067	6,051	0	15,241	448	**308,620**	19.42
2008	121,924	17,930	10,758	77,099	20,171	50,204	6,051	3,357	38,549	403	**346,447**	15.95
2009	35,860	46,618	10,758	84,271	28,240	30,481	10,758	0	43,480	0	**290,466**	13.67
2010	50,204	28,688	0	77,099	10,758	47,515	4,707	0	34,515	403	**253,889**	13.93
2011	14,344	7,172	18,827	51,997	13,448	59,169	8,741	0	42,584	403	**216,684**	10.77
2012	0	0	43,032	50,204	29,585	53,790	3,362	0	47,963	0	**227,935**	10.68
2013	0	0	21,516	10,758	10,758	10,758	672	0	17,482	0	**71,944**	10.84
2014	0	0	0	0	0	0	0	0	0	0	**0**	
2015	0	0	0	0	0	0	0	0	0	0	**0**	
2016	0	0	0	0	0	0	0	0	0	0	**0**	
2017	0	0	0	0	0	0	0	0	0	0	**0**	
2018	0	0	0	0	0	0	0	0	0	0	**0**	
2019	0	0	0	0	0	0	0	0	0	0	**0**	
Total	**308,396**	**157,784**	**107,580**	**417,769**	**153,302**	**285,984**	**40,343**	**3,357**	**239,813**	**1,658**	**1,715,985**	13.71

Data source: ARCOS (2006-2014) and Defendant Distribution Data (Walgreens 1/2006 - 3/2014)

Walgreens # 06625 (4/2007 to 12/2017)
DEA: FW0195203
2141 Chestnut Street
San Francisco, CA 94123

Walgreen Co Hydrocodone Shipments to Walgreens # 06625

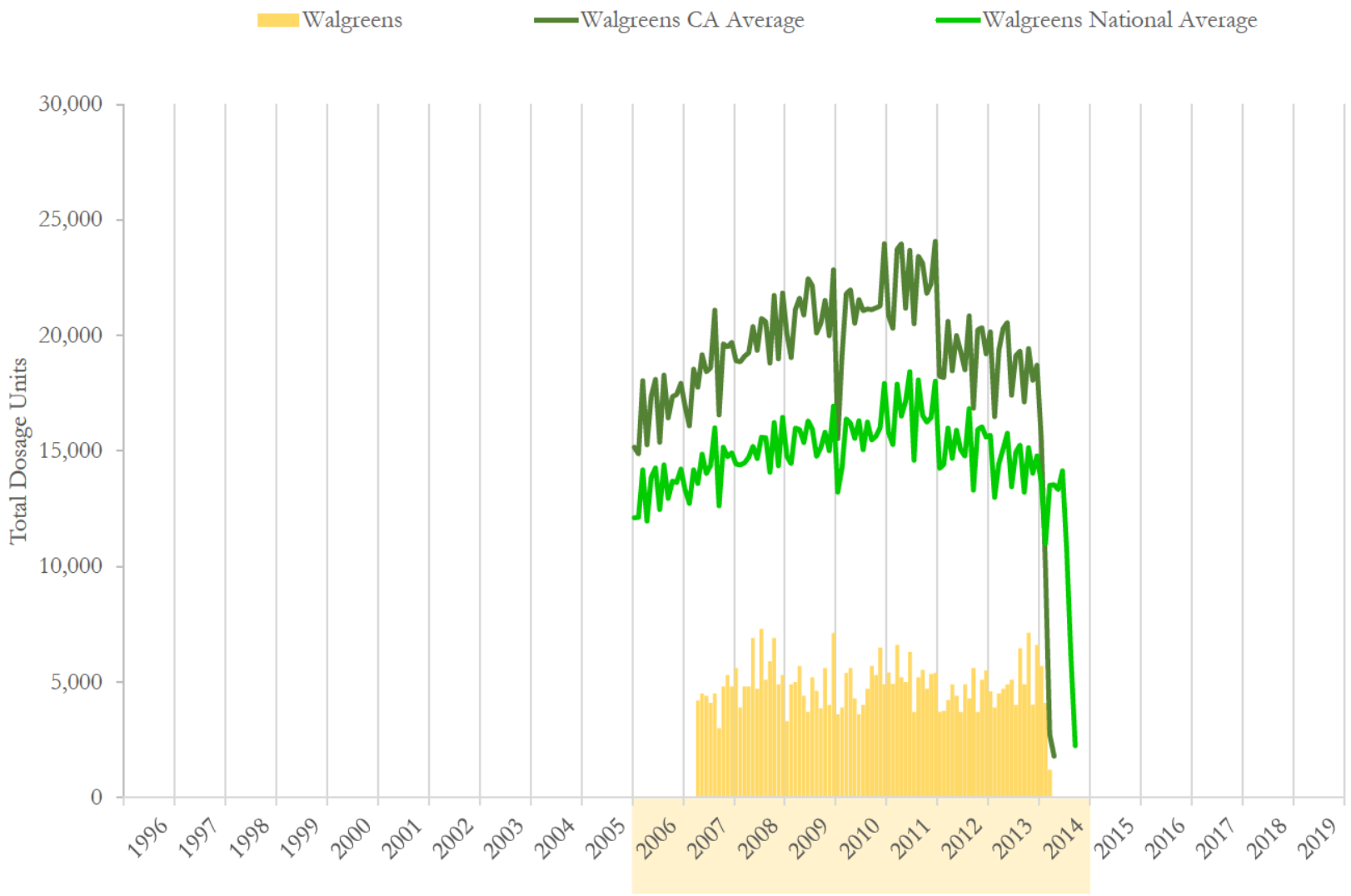

National and state averages reflect hydrocodone shipped from Walgreen Co to all active pharmacies each month.
Data source: ARCOS (2006-2014) and Defendant Distribution Data (Walgreens 1/2006 - 3/2014)

Walgreens # 06625 (4/2007 to 12/2017)
DEA: FW0195203
2141 Chestnut Street
San Francisco, CA 94123

Walgreen Co Hydrocodone Shipments to Walgreens # 06625

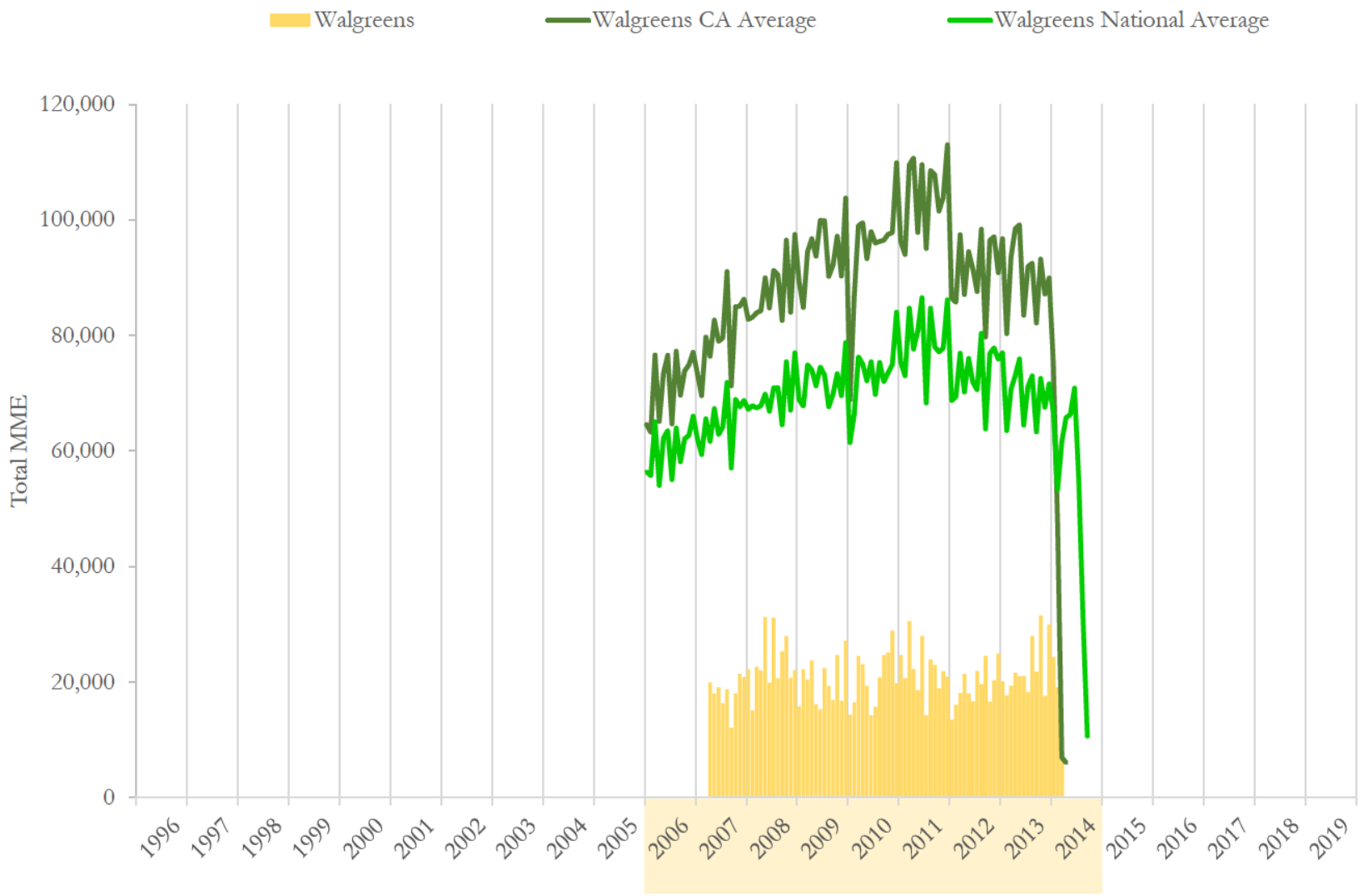

National and state averages reflect hydrocodone shipped from Walgreen Co to all active pharmacies each month.
Data source: ARCOS (2006-2014) and Defendant Distribution Data (Walgreens 1/2006 - 3/2014)

Walgreens # 06625 (4/2007 to 12/2017)
DEA: FW0195203
2141 Chestnut Street
San Francisco, CA 94123

Walgreen Co Hydrocodone Shipments to Walgreens # 06625

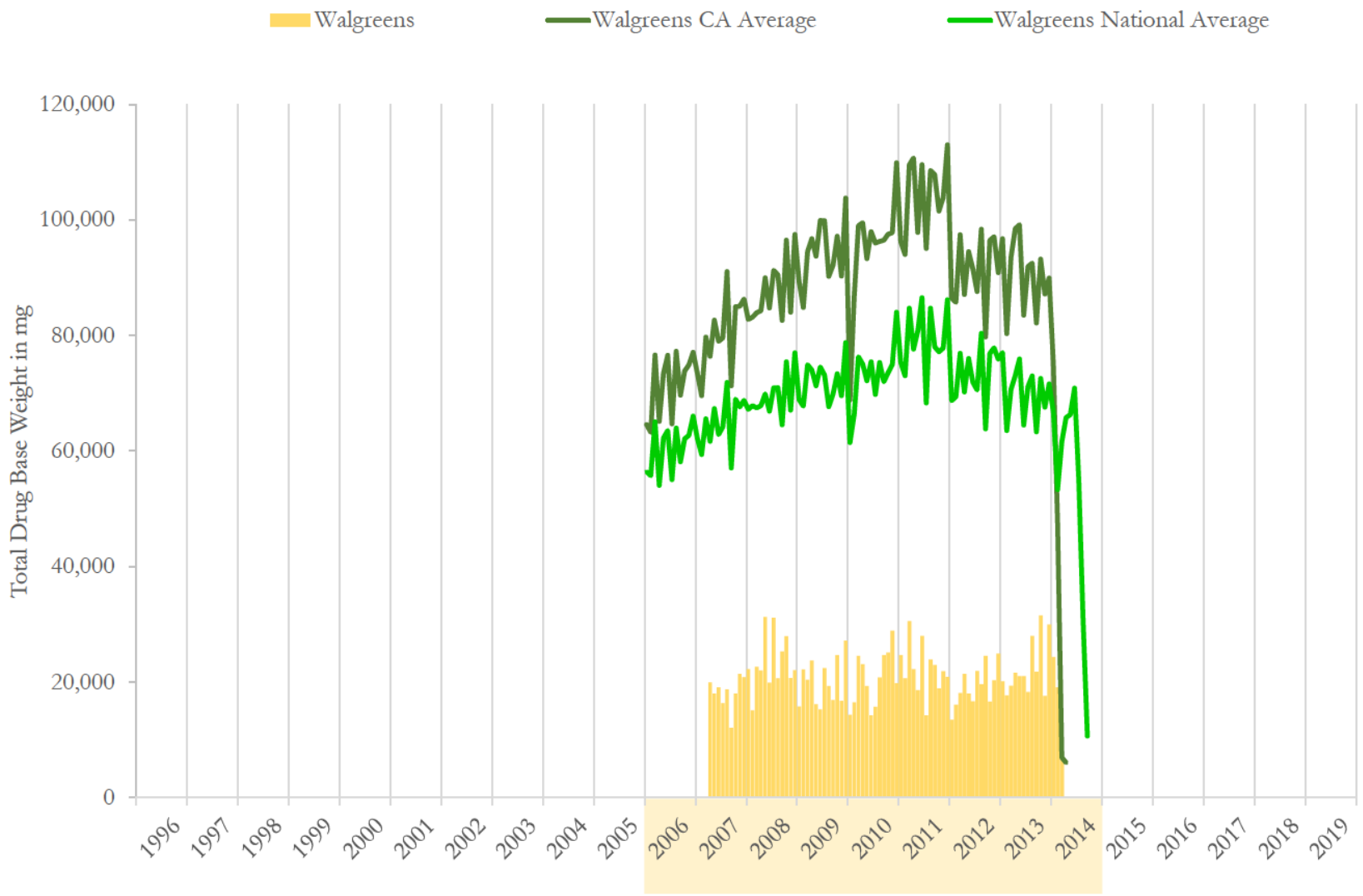

National and state averages reflect hydrocodone shipped from Walgreen Co to all active pharmacies each month.
Data source: ARCOS (2006-2014) and Defendant Distribution Data (Walgreens 1/2006 - 3/2014)

Walgreen Co Hydrocodone Shipments to Walgreens # 06625

	Dosage Units		MME		Drug Base Weight in mg	
Date	Walgreens	% Change	Walgreens	% Change	Walgreens	% Change
01/2006	0	n/a	0	n/a	0	n/a
02/2006	0	n/a	0	n/a	0	n/a
03/2006	0	n/a	0	n/a	0	n/a
04/2006	0	n/a	0	n/a	0	n/a
05/2006	0	n/a	0	n/a	0	n/a
06/2006	0	n/a	0	n/a	0	n/a
07/2006	0	n/a	0	n/a	0	n/a
08/2006	0	n/a	0	n/a	0	n/a
09/2006	0	n/a	0	n/a	0	n/a
10/2006	0	n/a	0	n/a	0	n/a
11/2006	0	n/a	0	n/a	0	n/a
12/2006	0	n/a	0	n/a	0	n/a
01/2007	0	n/a	0	n/a	0	n/a
02/2007	0	n/a	0	n/a	0	n/a
03/2007	0	n/a	0	n/a	0	n/a
04/2007	4,200	n/a	19,923	n/a	19,923	n/a
05/2007	4,500	7.1%	17,986	-9.7%	17,986	-9.7%
06/2007	4,400	-2.2%	19,070	6.0%	19,070	6.0%
07/2007	4,100	-6.8%	16,346	-14.3%	16,346	-14.3%
08/2007	4,500	9.8%	18,727	14.6%	18,727	14.6%
09/2007	3,000	-33.3%	12,100	-35.4%	12,100	-35.4%
10/2007	4,800	60.0%	18,011	48.8%	18,011	48.8%
11/2007	5,300	10.4%	21,443	19.1%	21,443	19.1%
12/2007	4,800	-9.4%	20,854	-2.7%	20,854	-2.7%

Data source: ARCOS (2006-2014) and Defendant Distribution Data (Walgreens 1/2006 - 3/2014)

Walgreens # 06625 (4/2007 to 12/2017)
DEA: FW0195203
2141 Chestnut Street
San Francisco, CA 94123

Walgreen Co Hydrocodone Shipments to Walgreens # 06625

	Dosage Units		MME		Drug Base Weight in mg	
Date	Walgreens	% Change	Walgreens	% Change	Walgreens	% Change
01/2008	5,600	16.7%	22,216	6.5%	22,216	6.5%
02/2008	3,900	-30.4%	15,119	-31.9%	15,119	-31.9%
03/2008	4,800	23.1%	22,654	49.8%	22,654	49.8%
04/2008	4,800	0.0%	21,999	-2.9%	21,999	-2.9%
05/2008	6,900	43.8%	31,297	42.3%	31,297	42.3%
06/2008	4,700	-31.9%	19,913	-36.4%	19,913	-36.4%
07/2008	7,300	55.3%	31,162	56.5%	31,162	56.5%
08/2008	5,100	-30.1%	20,654	-33.7%	20,654	-33.7%
09/2008	5,900	15.7%	25,275	22.4%	25,275	22.4%
10/2008	6,900	16.9%	27,984	10.7%	27,984	10.7%
11/2008	4,900	-29.0%	20,735	-25.9%	20,735	-25.9%
12/2008	5,300	8.2%	22,040	6.3%	22,040	6.3%
01/2009	3,300	-37.7%	15,740	-28.6%	15,740	-28.6%
02/2009	4,900	48.5%	22,200	41.0%	22,200	41.0%
03/2009	5,000	2.0%	20,432	-8.0%	20,432	-8.0%
04/2009	5,700	14.0%	23,754	16.3%	23,754	16.3%
05/2009	4,400	-22.8%	16,178	-31.9%	16,178	-31.9%
06/2009	3,700	-15.9%	15,278	-5.6%	15,278	-5.6%
07/2009	5,200	40.5%	22,384	46.5%	22,384	46.5%
08/2009	4,620	-11.2%	19,334	-13.6%	19,334	-13.6%
09/2009	3,860	-16.5%	16,860	-12.8%	16,860	-12.8%
10/2009	5,600	45.1%	24,654	46.2%	24,654	46.2%
11/2009	4,020	-28.2%	16,753	-32.0%	16,753	-32.0%
12/2009	7,120	77.1%	27,205	62.4%	27,205	62.4%

Data source: ARCOS (2006-2014) and Defendant Distribution Data (Walgreens 1/2006 - 3/2014)

Walgreens # 06625 (4/2007 to 12/2017)
DEA: FW0195203
2141 Chestnut Street
San Francisco, CA 94123

Walgreen Co Hydrocodone Shipments to Walgreens # 06625

	Dosage Units		MME		Drug Base Weight in mg	
Date	Walgreens	% Change	Walgreens	% Change	Walgreens	% Change
01/2010	3,600	-49.4%	14,354	-47.2%	14,354	-47.2%
02/2010	3,900	8.3%	16,481	14.8%	16,481	14.8%
03/2010	5,400	38.5%	24,511	48.7%	24,511	48.7%
04/2010	5,600	3.7%	23,100	-5.8%	23,100	-5.8%
05/2010	4,300	-23.2%	19,340	-16.3%	19,340	-16.3%
06/2010	3,600	-16.3%	14,227	-26.4%	14,227	-26.4%
07/2010	4,000	11.1%	15,724	10.5%	15,724	10.5%
08/2010	4,700	17.5%	20,821	32.4%	20,821	32.4%
09/2010	5,700	21.3%	24,621	18.3%	24,621	18.3%
10/2010	5,300	-7.0%	25,100	1.9%	25,100	1.9%
11/2010	6,500	22.6%	28,875	15.0%	28,875	15.0%
12/2010	4,900	-24.6%	19,827	-31.3%	19,827	-31.3%
01/2011	5,420	10.6%	24,624	24.2%	24,624	24.2%
02/2011	4,920	-9.2%	20,688	-16.0%	20,688	-16.0%
03/2011	6,600	34.1%	30,556	47.7%	30,556	47.7%
04/2011	5,200	-21.2%	22,216	-27.3%	22,216	-27.3%
05/2011	5,000	-3.8%	18,616	-16.2%	18,616	-16.2%
06/2011	6,300	26.0%	28,000	50.4%	28,000	50.4%
07/2011	3,700	-41.3%	14,227	-49.2%	14,227	-49.2%
08/2011	5,200	40.5%	23,897	68.0%	23,897	68.0%
09/2011	5,520	6.2%	22,959	-3.9%	22,959	-3.9%
10/2011	4,700	-14.9%	18,894	-17.7%	18,894	-17.7%
11/2011	5,340	13.6%	21,869	15.7%	21,869	15.7%
12/2011	5,400	1.1%	20,886	-4.5%	20,886	-4.5%

Data source: ARCOS (2006-2014) and Defendant Distribution Data (Walgreens 1/2006 - 3/2014)

Walgreens # 06625 (4/2007 to 12/2017)
DEA: FW0195203
2141 Chestnut Street
San Francisco, CA 94123

Walgreen Co Hydrocodone Shipments to Walgreens # 06625

	Dosage Units		MME		Drug Base Weight in mg	
Date	Walgreens	% Change	Walgreens	% Change	Walgreens	% Change
01/2012	3,700	-31.5%	13,462	-35.5%	13,462	-35.5%
02/2012	3,760	1.6%	16,104	19.6%	16,104	19.6%
03/2012	4,220	12.2%	18,107	12.4%	18,107	12.4%
04/2012	4,900	16.1%	21,459	18.5%	21,459	18.5%
05/2012	4,400	-10.2%	18,011	-16.1%	18,011	-16.1%
06/2012	3,700	-15.9%	16,649	-7.6%	16,649	-7.6%
07/2012	4,900	32.4%	21,913	31.6%	21,913	31.6%
08/2012	4,300	-12.2%	19,659	-10.3%	19,659	-10.3%
09/2012	5,600	30.2%	24,511	24.7%	24,511	24.7%
10/2012	3,700	-33.9%	16,608	-32.2%	16,608	-32.2%
11/2012	5,100	37.8%	20,273	22.1%	20,273	22.1%
12/2012	5,500	7.8%	24,948	23.1%	24,948	23.1%
01/2013	4,600	-16.4%	20,097	-19.4%	20,097	-19.4%
02/2013	3,900	-15.2%	17,692	-12.0%	17,692	-12.0%
03/2013	4,500	15.4%	19,365	9.5%	19,365	9.5%
04/2013	4,700	4.4%	21,635	11.7%	21,635	11.7%
05/2013	4,900	4.3%	21,038	-2.8%	21,038	-2.8%
06/2013	5,100	4.1%	21,038	0.0%	21,038	0.0%
07/2013	4,000	-21.6%	18,313	-12.9%	18,313	-12.9%
08/2013	6,460	61.5%	28,014	53.0%	28,014	53.0%
09/2013	4,900	-24.1%	21,778	-22.3%	21,778	-22.3%
10/2013	7,130	45.5%	31,563	44.9%	31,563	44.9%
11/2013	4,030	-43.5%	17,615	-44.2%	17,615	-44.2%
12/2013	6,600	63.8%	29,959	70.1%	29,959	70.1%

Data source: ARCOS (2006-2014) and Defendant Distribution Data (Walgreens 1/2006 - 3/2014)

Walgreen Co Hydrocodone Shipments to Walgreens # 06625

	Dosage Units		MME		Drug Base Weight in mg	
Date	Walgreens	% Change	Walgreens	% Change	Walgreens	% Change
01/2014	5,700	-13.6%	24,335	-18.8%	24,335	-18.8%
02/2014	4,100	-28.1%	19,070	-21.6%	19,070	-21.6%
03/2014	1,200	-70.7%	6,811	-64.3%	6,811	-64.3%
04/2014	0	-100.0%	0	-100.0%	0	-100.0%
05/2014	0	n/a	0	n/a	0	n/a
06/2014	0	n/a	0	n/a	0	n/a
07/2014	0	n/a	0	n/a	0	n/a
08/2014	0	n/a	0	n/a	0	n/a
09/2014	0	n/a	0	n/a	0	n/a
10/2014	0	n/a	0	n/a	0	n/a
11/2014	0	n/a	0	n/a	0	n/a
12/2014	0	n/a	0	n/a	0	n/a
01/2015	0	n/a	0	n/a	0	n/a
02/2015	0	n/a	0	n/a	0	n/a
03/2015	0	n/a	0	n/a	0	n/a
04/2015	0	n/a	0	n/a	0	n/a
05/2015	0	n/a	0	n/a	0	n/a
06/2015	0	n/a	0	n/a	0	n/a
07/2015	0	n/a	0	n/a	0	n/a
08/2015	0	n/a	0	n/a	0	n/a
09/2015	0	n/a	0	n/a	0	n/a
10/2015	0	n/a	0	n/a	0	n/a
11/2015	0	n/a	0	n/a	0	n/a
12/2015	0	n/a	0	n/a	0	n/a

Data source: ARCOS (2006-2014) and Defendant Distribution Data (Walgreens 1/2006 - 3/2014)

Walgreens # 06625 (4/2007 to 12/2017)
DEA: FW0195203
2141 Chestnut Street
San Francisco, CA 94123

Walgreen Co Hydrocodone Shipments to Walgreens # 06625

	Dosage Units		MME		Drug Base Weight in mg	
Date	Walgreens	% Change	Walgreens	% Change	Walgreens	% Change
1996	0		0		0	
1997	0	n/a	0	n/a	0	n/a
1998	0	n/a	0	n/a	0	n/a
1999	0	n/a	0	n/a	0	n/a
2000	0	n/a	0	n/a	0	n/a
2001	0	n/a	0	n/a	0	n/a
2002	0	n/a	0	n/a	0	n/a
2003	0	n/a	0	n/a	0	n/a
2004	0	n/a	0	n/a	0	n/a
2005	0	n/a	0	n/a	0	n/a
2006	0	n/a	0	n/a	0	n/a
2007	39,600	n/a	164,459	n/a	164,459	n/a
2008	66,100	66.9%	281,048	70.9%	281,048	70.9%
2009	57,420	-13.1%	240,773	-14.3%	240,773	-14.3%
2010	57,500	0.1%	246,981	2.6%	246,981	2.6%
2011	63,300	10.1%	267,433	8.3%	267,433	8.3%
2012	53,780	-15.0%	231,704	-13.4%	231,704	-13.4%
2013	60,820	13.1%	268,107	15.7%	268,107	15.7%
2014	11,000	-81.9%	50,216	-81.3%	50,216	-81.3%
2015	0	-100.0%	0	-100.0%	0	-100.0%
2016	0	n/a	0	n/a	0	n/a
2017	0	n/a	0	n/a	0	n/a
2018	0	n/a	0	n/a	0	n/a
2019	0	n/a	0	n/a	0	n/a
Total	**409,520**		**1,750,719**		**1,750,719**	

Data source: ARCOS (2006-2014) and Defendant Distribution Data (Walgreens 1/2006 - 3/2014)

Walgreens # 06625 (4/2007 to 12/2017)
DEA: FW0195203
2141 Chestnut Street
San Francisco, CA 94123

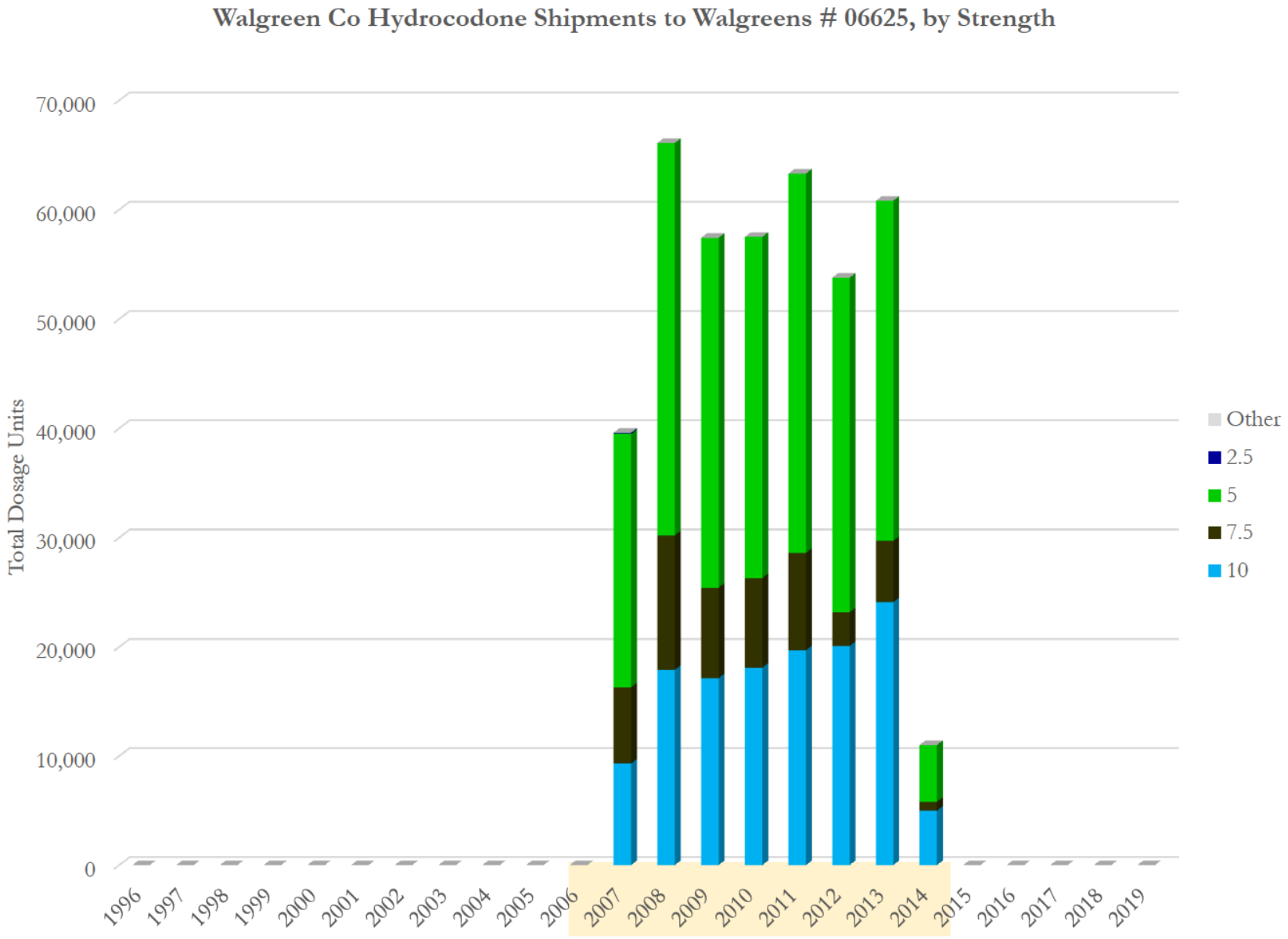

Data source: ARCOS (2006-2014) and Defendant Distribution Data (Walgreens 1/2006 - 3/2014)

Walgreens # 06625 (4/2007 to 12/2017)
DEA: FW0195203
2141 Chestnut Street
San Francisco, CA 94123

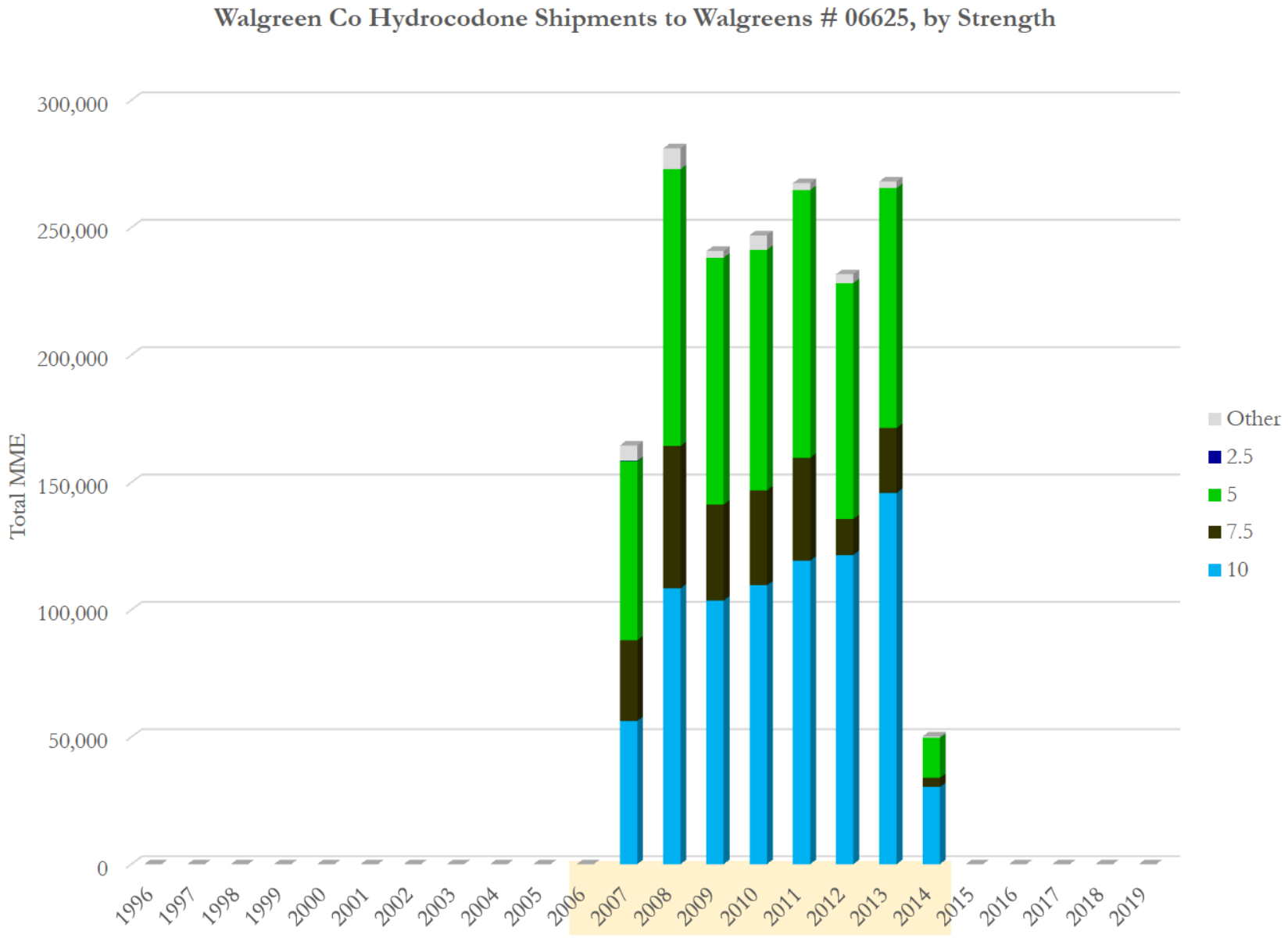

Data source: ARCOS (2006-2014) and Defendant Distribution Data (Walgreens 1/2006 - 3/2014)

Walgreens # 06625 (4/2007 to 12/2017)
DEA: FW0195203
2141 Chestnut Street
San Francisco, CA 94123

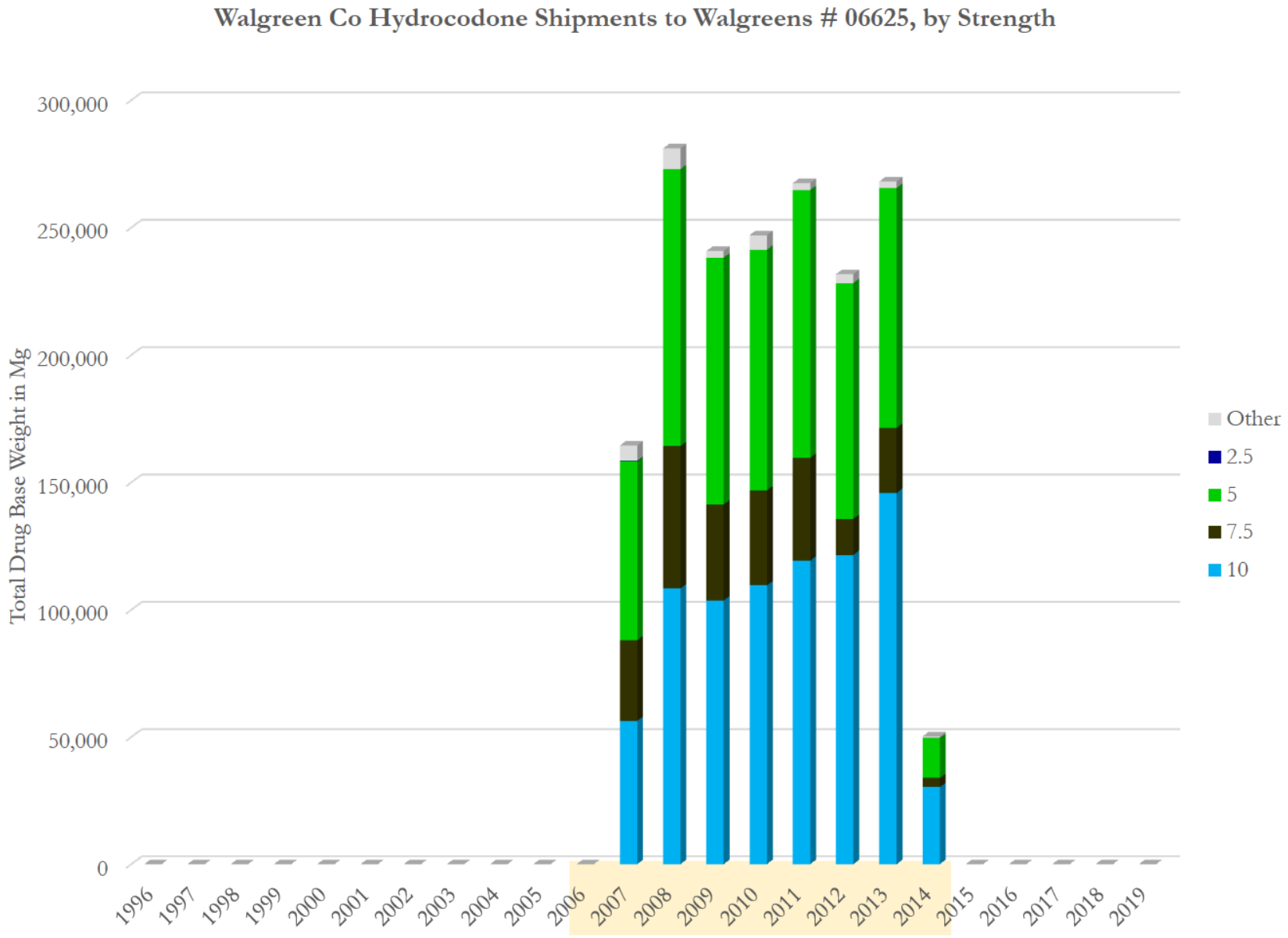

Data source: ARCOS (2006-2014) and Defendant Distribution Data (Walgreens 1/2006 - 3/2014)

Walgreens # 06625 (4/2007 to 12/2017)
DEA: FW0195203
2141 Chestnut Street
San Francisco, CA 94123

Walgreen Co Hydrocodone Shipments to Walgreens # 06625, by Strength
(Total Dosage Units)

Strength Year\	10	7.5	5	2.5	Other	Total	Avg. Str
1996	0	0	0	0	0	**0**	
1997	0	0	0	0	0	**0**	
1998	0	0	0	0	0	**0**	
1999	0	0	0	0	0	**0**	
2000	0	0	0	0	0	**0**	
2001	0	0	0	0	0	**0**	
2002	0	0	0	0	0	**0**	
2003	0	0	0	0	0	**0**	
2004	0	0	0	0	0	**0**	
2005	0	0	0	0	0	**0**	
2006	0	0	0	0	0	**0**	
2007	9,300	7,000	23,200	100	0	**39,600**	6.61
2008	17,900	12,300	35,900	0	0	**66,100**	6.82
2009	17,120	8,300	32,000	0	0	**57,420**	6.85
2010	18,100	8,200	31,200	0	0	**57,500**	6.93
2011	19,700	8,900	34,700	0	0	**63,300**	6.91
2012	20,080	3,100	30,600	0	0	**53,780**	7.01
2013	24,100	5,600	31,120	0	0	**60,820**	7.21
2014	5,000	800	5,200	0	0	**11,000**	7.45
2015	0	0	0	0	0	**0**	
2016	0	0	0	0	0	**0**	
2017	0	0	0	0	0	**0**	
2018	0	0	0	0	0	**0**	
2019	0	0	0	0	0	**0**	
Total	**131,300**	**54,200**	**223,920**	**100**	**0**	**409,520**	6.93

Data source: ARCOS (2006-2014) and Defendant Distribution Data (Walgreens 1/2006 - 3/2014)

Walgreens # 06625 (4/2007 to 12/2017)
DEA: FW0195203
2141 Chestnut Street
San Francisco, CA 94123

Walgreen Co Hydrocodone Shipments to Walgreens # 06625, by Strength (Total MME)

Strength / Year\	10	7.5	5	2.5	Other	Total	Avg. Str
1996	0	0	0	0	0	**0**	
1997	0	0	0	0	0	**0**	
1998	0	0	0	0	0	**0**	
1999	0	0	0	0	0	**0**	
2000	0	0	0	0	0	**0**	
2001	0	0	0	0	0	**0**	
2002	0	0	0	0	0	**0**	
2003	0	0	0	0	0	**0**	
2004	0	0	0	0	0	**0**	
2005	0	0	0	0	0	**0**	
2006	0	0	0	0	0	**0**	
2007	56,302	31,784	70,226	151	5,996	**164,459**	6.61
2008	108,367	55,848	108,669	0	8,164	**281,048**	6.82
2009	103,644	37,686	96,864	0	2,578	**240,773**	6.85
2010	109,577	37,232	94,442	0	5,729	**246,981**	6.93
2011	119,264	40,410	105,037	0	2,721	**267,433**	6.91
2012	121,564	14,076	92,626	0	3,438	**231,704**	7.01
2013	145,901	25,427	94,200	0	2,578	**268,107**	7.21
2014	30,270	3,632	15,740	0	573	**50,216**	7.45
2015	0	0	0	0	0	**0**	
2016	0	0	0	0	0	**0**	
2017	0	0	0	0	0	**0**	
2018	0	0	0	0	0	**0**	
2019	0	0	0	0	0	**0**	
Total	**794,890**	**246,095**	**677,806**	**151**	**31,777**	**1,750,719**	6.93

Data source: ARCOS (2006-2014) and Defendant Distribution Data (Walgreens 1/2006 - 3/2014)

Walgreens # 06625 (4/2007 to 12/2017)
DEA: FW0195203
2141 Chestnut Street
San Francisco, CA 94123

Walgreen Co Hydrocodone Shipments to Walgreens # 06625, by Strength
(Total Drug Base Weight in Milligram)

Strength Year\	10	7.5	5	2.5	Other	Total	Avg. Str
1996	0	0	0	0	0	**0**	
1997	0	0	0	0	0	**0**	
1998	0	0	0	0	0	**0**	
1999	0	0	0	0	0	**0**	
2000	0	0	0	0	0	**0**	
2001	0	0	0	0	0	**0**	
2002	0	0	0	0	0	**0**	
2003	0	0	0	0	0	**0**	
2004	0	0	0	0	0	**0**	
2005	0	0	0	0	0	**0**	
2006	0	0	0	0	0	**0**	
2007	56,302	31,784	70,226	151	5,996	**164,459**	6.61
2008	108,367	55,848	108,669	0	8,164	**281,048**	6.82
2009	103,644	37,686	96,864	0	2,578	**240,773**	6.85
2010	109,577	37,232	94,442	0	5,729	**246,981**	6.93
2011	119,264	40,410	105,037	0	2,721	**267,433**	6.91
2012	121,564	14,076	92,626	0	3,438	**231,704**	7.01
2013	145,901	25,427	94,200	0	2,578	**268,107**	7.21
2014	30,270	3,632	15,740	0	573	**50,216**	7.45
2015	0	0	0	0	0	**0**	
2016	0	0	0	0	0	**0**	
2017	0	0	0	0	0	**0**	
2018	0	0	0	0	0	**0**	
2019	0	0	0	0	0	**0**	
Total	**794,890**	**246,095**	**677,806**	**151**	**31,777**	**1,750,719**	6.93

Data source: ARCOS (2006-2014) and Defendant Distribution Data (Walgreens 1/2006 - 3/2014)

Walgreens # 13670 (5/2009 to 1/2018)
DEA: FW1295030
200 West Portal Ave
San Francisco, CA 94127

Walgreen Co Oxycodone Shipments to Walgreens # 13670

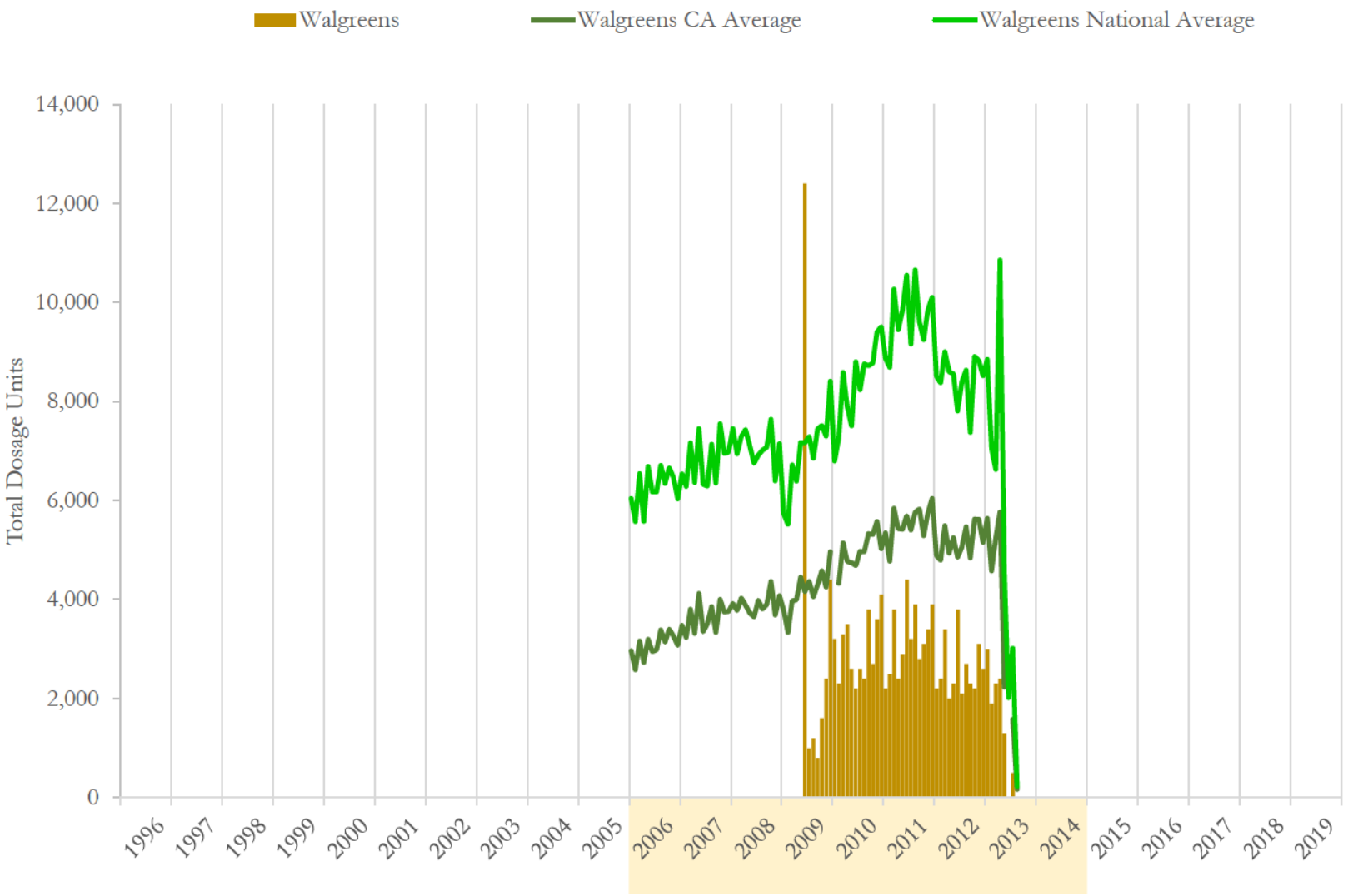

National and state averages reflect oxycodone shipped from Walgreen Co to all active pharmacies each month.
Data source: ARCOS (2006-2014) and Defendant Distribution Data (Walgreens 1/2006 - 3/2014)

Walgreens # 13670 (5/2009 to 1/2018)
DEA: FW1295030
200 West Portal Ave
San Francisco, CA 94127

Walgreen Co Oxycodone Shipments to Walgreens # 13670

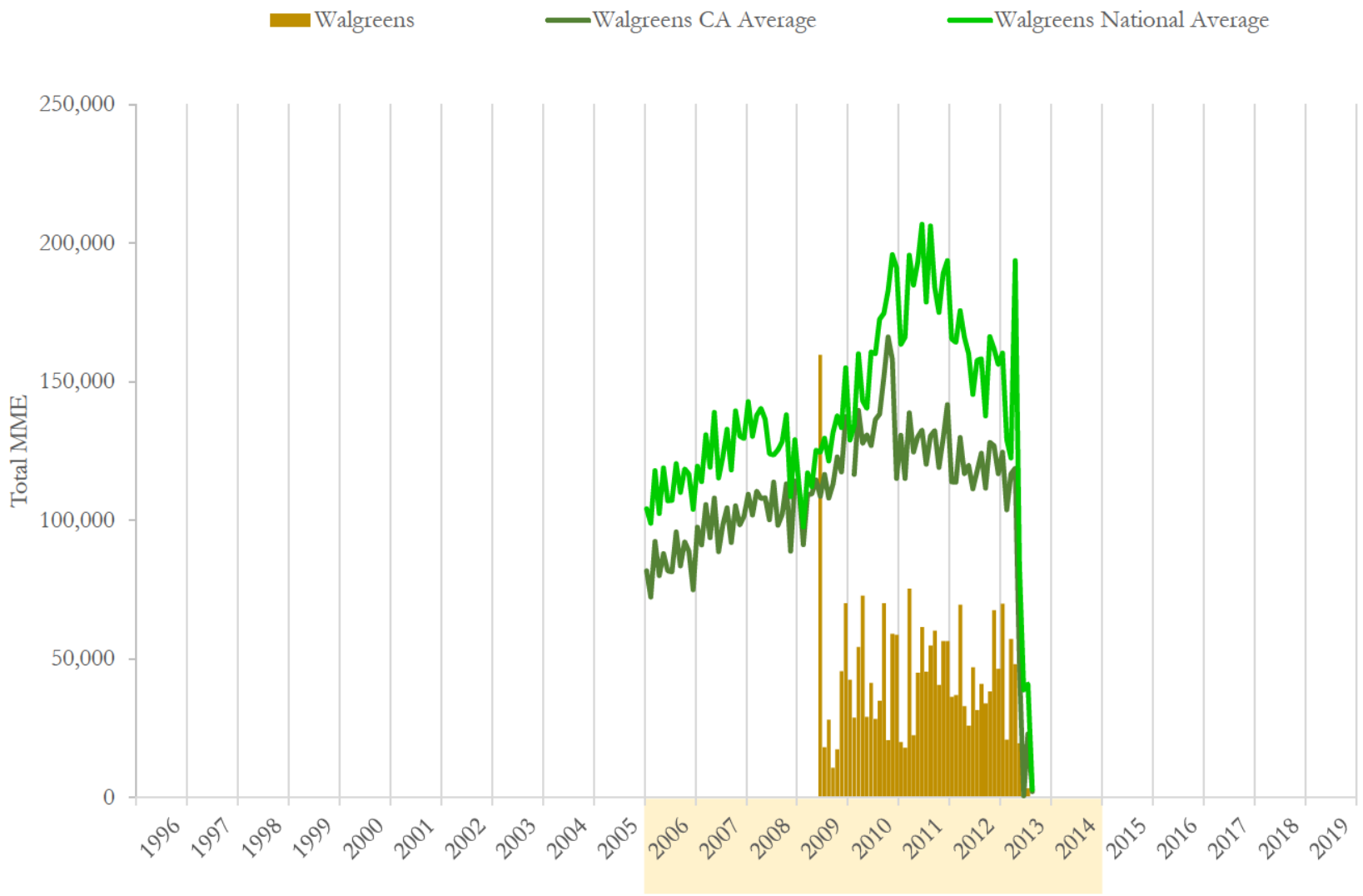

National and state averages reflect oxycodone shipped from Walgreen Co to all active pharmacies each month.
Data source: ARCOS (2006-2014) and Defendant Distribution Data (Walgreens 1/2006 - 3/2014)

Walgreens # 13670 (5/2009 to 1/2018)
DEA: FW1295030
200 West Portal Ave
San Francisco, CA 94127

Walgreen Co Oxycodone Shipments to Walgreens # 13670

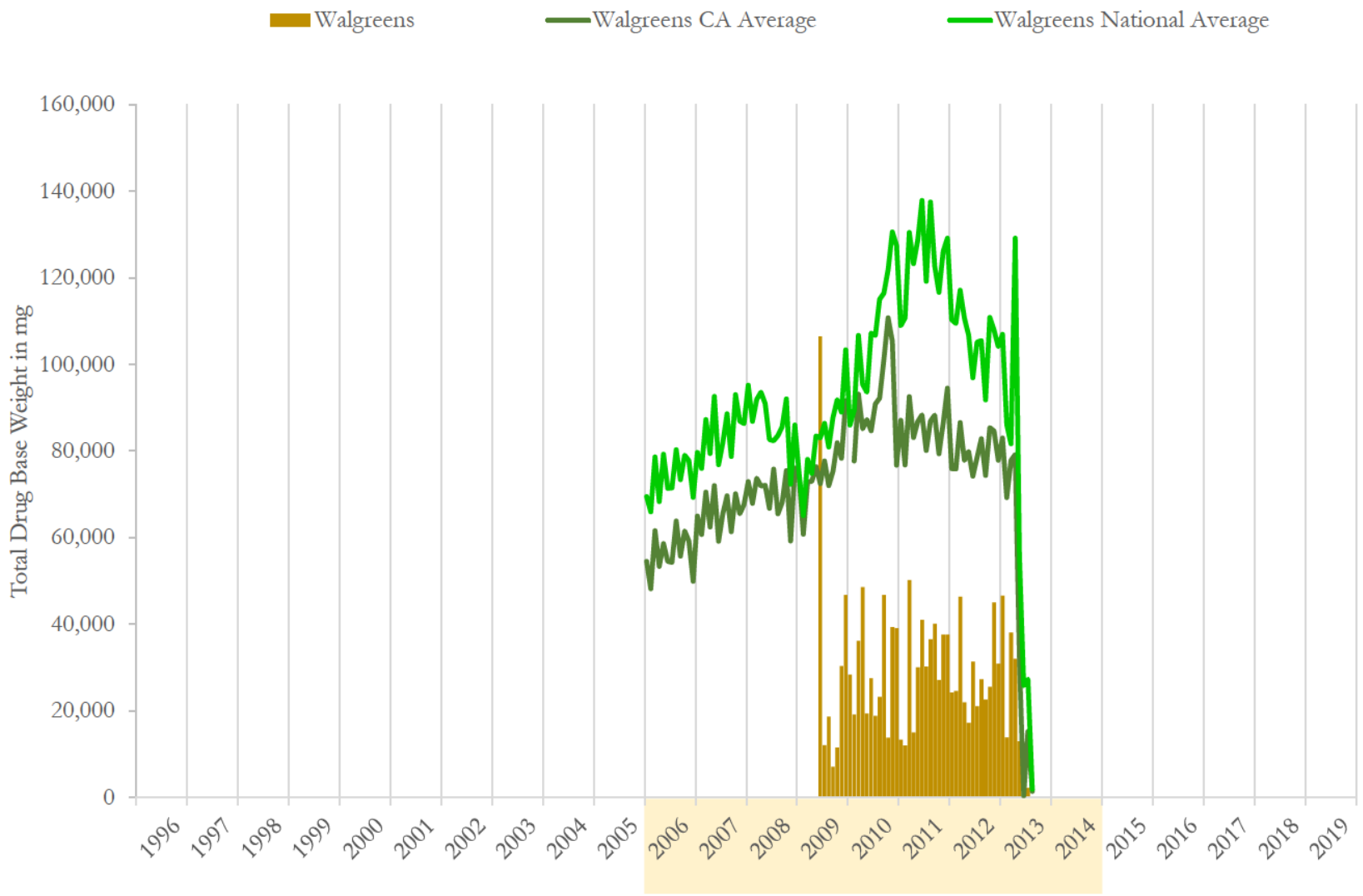

National and state averages reflect oxycodone shipped from Walgreen Co to all active pharmacies each month.
Data source: ARCOS (2006-2014) and Defendant Distribution Data (Walgreens 1/2006 - 3/2014)

Walgreens # 13670 (5/2009 to 1/2018)
DEA: FW1295030
200 West Portal Ave
San Francisco, CA 94127

Walgreen Co Oxycodone Shipments to Walgreens # 13670

	Dosage Units		MME		Drug Base Weight in mg	
Date	Walgreens	% Change	Walgreens	% Change	Walgreens	% Change
01/2008	0	n/a	0	n/a	0	n/a
02/2008	0	n/a	0	n/a	0	n/a
03/2008	0	n/a	0	n/a	0	n/a
04/2008	0	n/a	0	n/a	0	n/a
05/2008	0	n/a	0	n/a	0	n/a
06/2008	0	n/a	0	n/a	0	n/a
07/2008	0	n/a	0	n/a	0	n/a
08/2008	0	n/a	0	n/a	0	n/a
09/2008	0	n/a	0	n/a	0	n/a
10/2008	0	n/a	0	n/a	0	n/a
11/2008	0	n/a	0	n/a	0	n/a
12/2008	0	n/a	0	n/a	0	n/a
01/2009	0	n/a	0	n/a	0	n/a
02/2009	0	n/a	0	n/a	0	n/a
03/2009	0	n/a	0	n/a	0	n/a
04/2009	0	n/a	0	n/a	0	n/a
05/2009	0	n/a	0	n/a	0	n/a
06/2009	12,400	n/a	159,689	n/a	106,459	n/a
07/2009	1,000	-91.9%	18,154	-88.6%	12,103	-88.6%
08/2009	1,200	20.0%	28,038	54.4%	18,692	54.4%
09/2009	800	-33.3%	10,691	-61.9%	7,127	-61.9%
10/2009	1,600	100.0%	17,347	62.3%	11,565	62.3%
11/2009	2,400	50.0%	45,587	162.8%	30,391	162.8%
12/2009	4,400	83.3%	70,129	53.8%	46,752	53.8%

Data source: ARCOS (2006-2014) and Defendant Distribution Data (Walgreens 1/2006 - 3/2014)

Walgreen Co Oxycodone Shipments to Walgreens # 13670

	Dosage Units		MME		Drug Base Weight in mg	
Date	Walgreens	% Change	Walgreens	% Change	Walgreens	% Change
01/2010	3,200	-27.3%	42,561	-39.3%	28,374	-39.3%
02/2010	2,300	-28.1%	28,778	-32.4%	19,185	-32.4%
03/2010	3,300	43.5%	54,328	88.8%	36,219	88.8%
04/2010	3,500	6.1%	72,818	34.0%	48,545	34.0%
05/2010	2,600	-25.7%	29,114	-60.0%	19,409	-60.0%
06/2010	2,200	-15.4%	41,351	42.0%	27,567	42.0%
07/2010	2,600	18.2%	28,307	-31.5%	18,871	-31.5%
08/2010	2,400	-7.7%	34,896	23.3%	23,264	23.3%
09/2010	3,800	58.3%	70,129	101.0%	46,752	101.0%
10/2010	2,700	-28.9%	20,709	-70.5%	13,806	-70.5%
11/2010	3,600	33.3%	59,035	185.1%	39,356	185.1%
12/2010	4,100	13.9%	58,698	-0.6%	39,132	-0.6%
01/2011	2,200	-46.3%	20,037	-65.9%	13,358	-65.9%
02/2011	2,500	13.6%	18,020	-10.1%	12,013	-10.1%
03/2011	3,800	52.0%	75,306	317.9%	50,204	317.9%
04/2011	2,400	-36.8%	22,525	-70.1%	15,016	-70.1%
05/2011	2,900	20.8%	45,049	100.0%	30,033	100.0%
06/2011	4,400	51.7%	61,522	36.6%	41,015	36.6%
07/2011	3,200	-27.3%	45,385	-26.2%	30,257	-26.2%
08/2011	3,900	21.9%	54,799	20.7%	36,532	20.7%
09/2011	2,800	-28.2%	60,178	9.8%	40,118	9.8%
10/2011	3,100	10.7%	40,679	-32.4%	27,119	-32.4%
11/2011	3,400	9.7%	56,480	38.8%	37,653	38.8%
12/2011	3,900	14.7%	56,480	0.0%	37,653	0.0%

Data source: ARCOS (2006-2014) and Defendant Distribution Data (Walgreens 1/2006 - 3/2014)

Walgreen Co Oxycodone Shipments to Walgreens # 13670

	Dosage Units		MME		Drug Base Weight in mg	
Date	Walgreens	% Change	Walgreens	% Change	Walgreens	% Change
01/2012	2,200	-43.6%	36,308	-35.7%	24,206	-35.7%
02/2012	2,400	9.1%	36,981	1.9%	24,654	1.9%
03/2012	3,400	41.7%	69,591	88.2%	46,394	88.2%
04/2012	2,000	-41.2%	32,946	-52.7%	21,964	-52.7%
05/2012	2,300	15.0%	25,886	-21.4%	17,258	-21.4%
06/2012	3,800	65.2%	47,066	81.8%	31,378	81.8%
07/2012	2,100	-44.7%	31,580	-32.9%	21,053	-32.9%
08/2012	2,700	28.6%	41,015	29.9%	27,343	29.9%
09/2012	2,300	-14.8%	33,955	-17.2%	22,637	-17.2%
10/2012	2,200	-4.3%	38,325	12.9%	25,550	12.9%
11/2012	3,100	40.9%	67,574	76.3%	45,049	76.3%
12/2012	2,600	-16.1%	46,394	-31.3%	30,929	-31.3%
01/2013	3,000	15.4%	69,927	50.7%	46,618	50.7%
02/2013	1,900	-36.7%	20,844	-70.2%	13,896	-70.2%
03/2013	2,300	21.1%	57,152	174.2%	38,101	174.2%
04/2013	2,400	4.3%	48,075	-15.9%	32,050	-15.9%
05/2013	1,300	-45.8%	19,499	-59.4%	12,999	-59.4%
06/2013	0	-100.0%	0	-100.0%	0	-100.0%
07/2013	500	n/a	3,362	n/a	2,241	n/a
08/2013	0	-100.0%	0	-100.0%	0	-100.0%
09/2013	0	n/a	0	n/a	0	n/a
10/2013	0	n/a	0	n/a	0	n/a
11/2013	0	n/a	0	n/a	0	n/a
12/2013	0	n/a	0	n/a	0	n/a

Data source: ARCOS (2006-2014) and Defendant Distribution Data (Walgreens 1/2006 - 3/2014)

Walgreens # 13670 (5/2009 to 1/2018)
DEA: FW1295030
200 West Portal Ave
San Francisco, CA 94127

Walgreen Co Oxycodone Shipments to Walgreens # 13670

	Dosage Units		MME		Drug Base Weight in mg	
Date	Walgreens	% Change	Walgreens	% Change	Walgreens	% Change
1996	0		0		0	
1997	0	n/a	0	n/a	0	n/a
1998	0	n/a	0	n/a	0	n/a
1999	0	n/a	0	n/a	0	n/a
2000	0	n/a	0	n/a	0	n/a
2001	0	n/a	0	n/a	0	n/a
2002	0	n/a	0	n/a	0	n/a
2003	0	n/a	0	n/a	0	n/a
2004	0	n/a	0	n/a	0	n/a
2005	0	n/a	0	n/a	0	n/a
2006	0	n/a	0	n/a	0	n/a
2007	0	n/a	0	n/a	0	n/a
2008	0	n/a	0	n/a	0	n/a
2009	23,800	n/a	349,635	n/a	233,090	n/a
2010	36,300	52.5%	540,724	54.7%	360,483	54.7%
2011	38,500	6.1%	556,458	2.9%	370,972	2.9%
2012	31,100	-19.2%	507,621	-8.8%	338,414	-8.8%
2013	11,400	-63.3%	218,858	-56.9%	145,905	-56.9%
2014	0	-100.0%	0	-100.0%	0	-100.0%
2015	0	n/a	0	n/a	0	n/a
2016	0	n/a	0	n/a	0	n/a
2017	0	n/a	0	n/a	0	n/a
2018	0	n/a	0	n/a	0	n/a
2019	0	n/a	0	n/a	0	n/a
Total	**141,100**		**2,173,296**		**1,448,864**	

Data source: ARCOS (2006-2014) and Defendant Distribution Data (Walgreens 1/2006 - 3/2014)

Walgreens # 13670 (5/2009 to 1/2018)
DEA: FW1295030
200 West Portal Ave
San Francisco, CA 94127

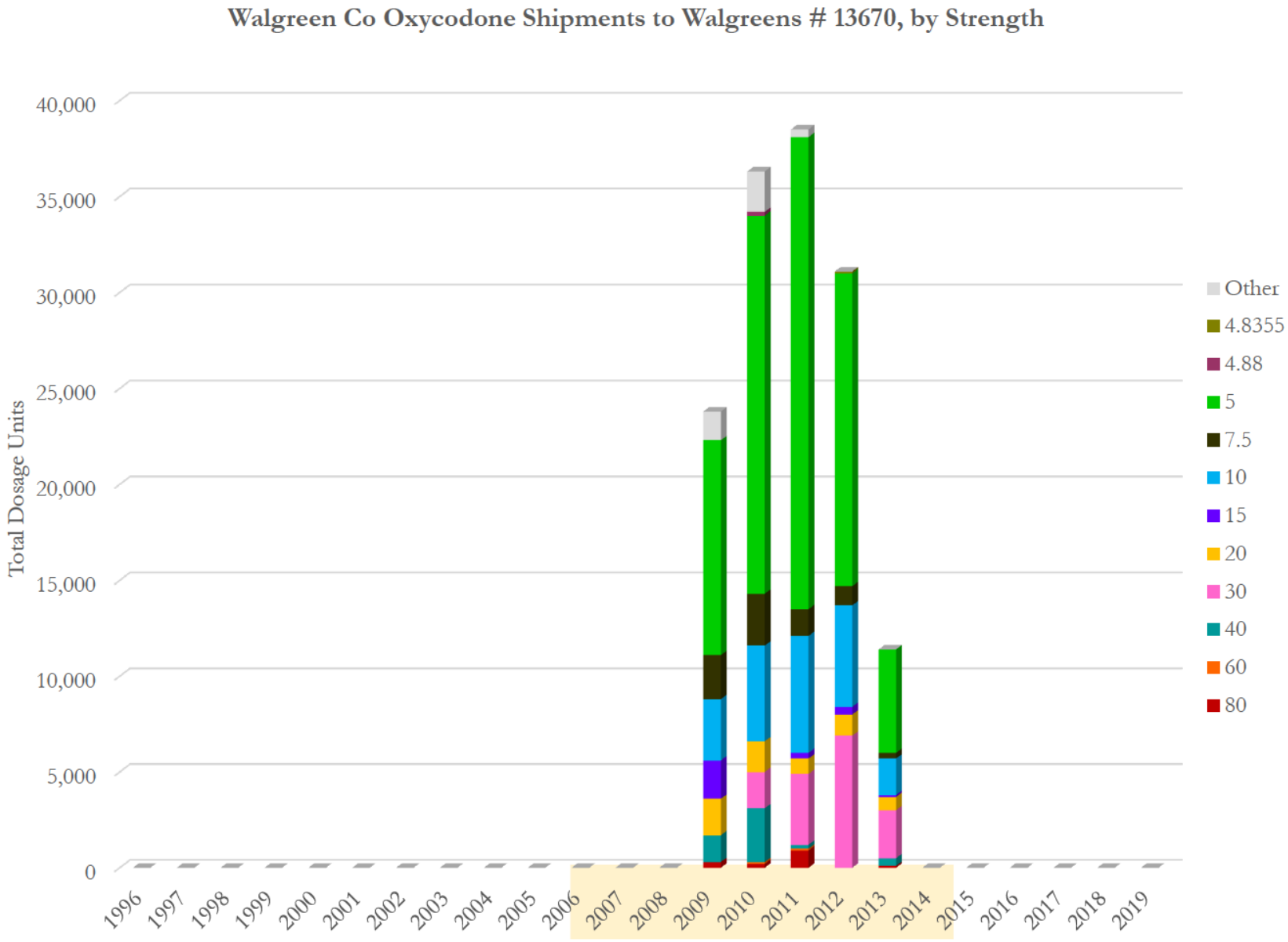

Data source: ARCOS (2006-2014) and Defendant Distribution Data (Walgreens 1/2006 - 3/2014)

Walgreens # 13670 (5/2009 to 1/2018)
DEA: FW1295030
200 West Portal Ave
San Francisco, CA 94127

Walgreen Co Oxycodone Shipments to Walgreens # 13670, by Strength

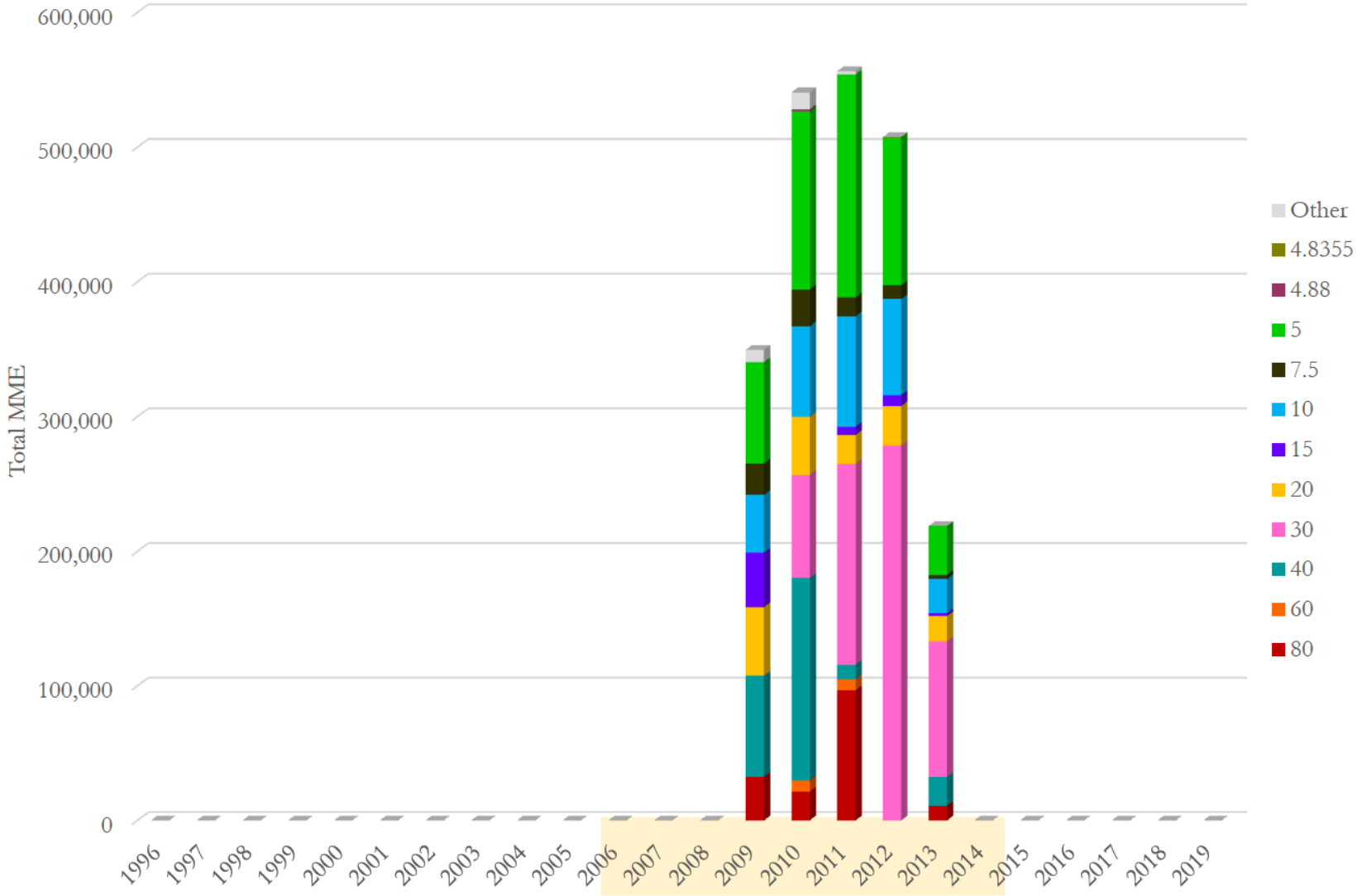

Data source: ARCOS (2006-2014) and Defendant Distribution Data (Walgreens 1/2006 - 3/2014)

Walgreens # 13670 (5/2009 to 1/2018)
DEA: FW1295030
200 West Portal Ave
San Francisco, CA 94127

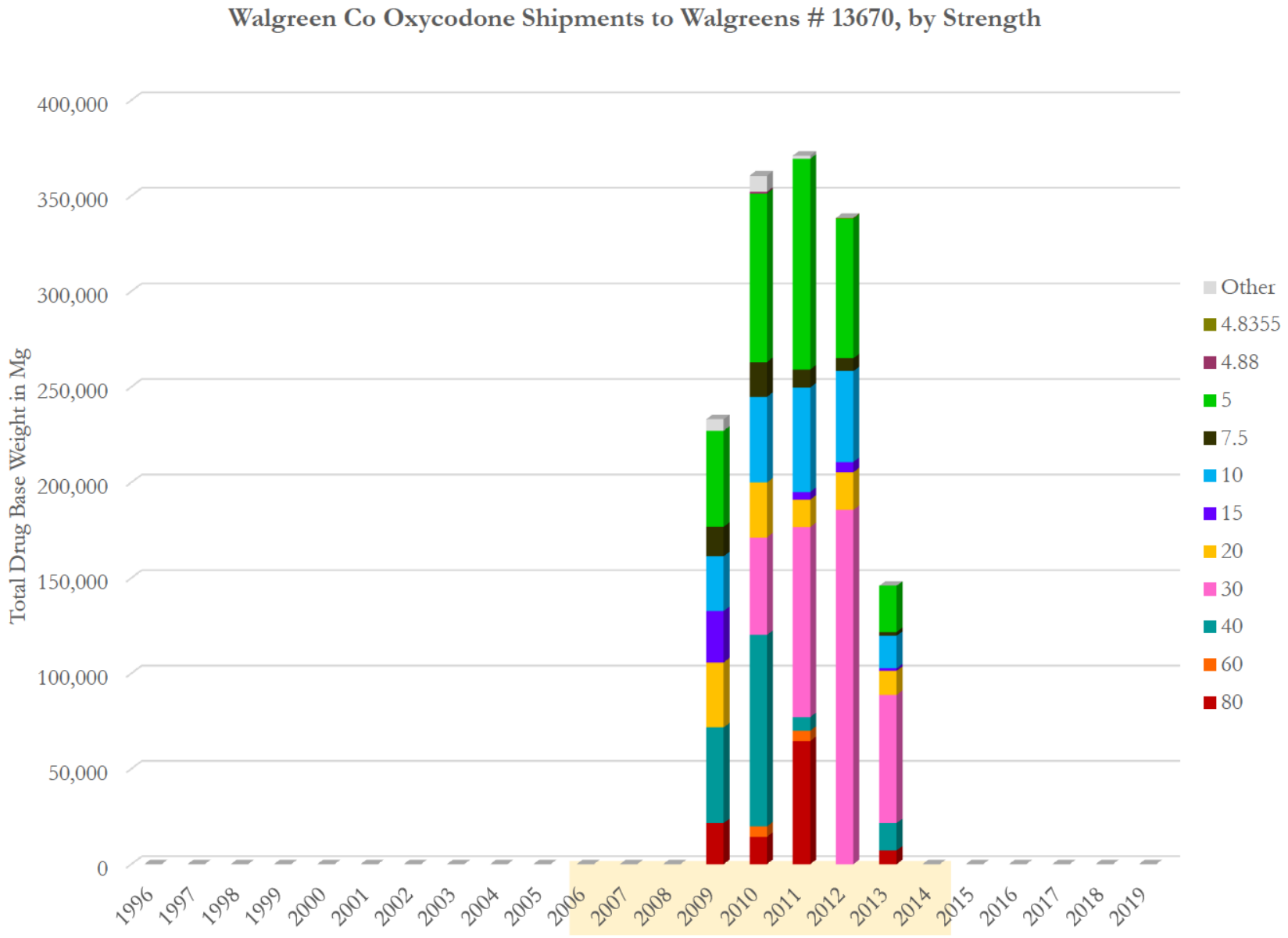

Data source: ARCOS (2006-2014) and Defendant Distribution Data (Walgreens 1/2006 - 3/2014)

Walgreens # 13670 (5/2009 to 1/2018)
DEA: FW1295030
200 West Portal Ave
San Francisco, CA 94127

Walgreen Co Oxycodone Shipments to Walgreens # 13670, by Strength
(Total Dosage Units)

Strength Year\	80	60	40	30	20	15	10	7.5	5	4.88	4.8355	Other	Total	Avg. Str
1996	0	0	0	0	0	0	0	0	0	0	0	0	**0**	
1997	0	0	0	0	0	0	0	0	0	0	0	0	**0**	
1998	0	0	0	0	0	0	0	0	0	0	0	0	**0**	
1999	0	0	0	0	0	0	0	0	0	0	0	0	**0**	
2000	0	0	0	0	0	0	0	0	0	0	0	0	**0**	
2001	0	0	0	0	0	0	0	0	0	0	0	0	**0**	
2002	0	0	0	0	0	0	0	0	0	0	0	0	**0**	
2003	0	0	0	0	0	0	0	0	0	0	0	0	**0**	
2004	0	0	0	0	0	0	0	0	0	0	0	0	**0**	
2005	0	0	0	0	0	0	0	0	0	0	0	0	**0**	
2006	0	0	0	0	0	0	0	0	0	0	0	0	**0**	
2007	0	0	0	0	0	0	0	0	0	0	0	0	**0**	
2008	0	0	0	0	0	0	0	0	0	0	0	0	**0**	
2009	300	0	1,400	0	1,900	2,000	3,200	2,300	11,200	0	0	1,500	**23,800**	11 36
2010	200	100	2,800	1,900	1,600	0	5,000	2,700	19,700	200	0	2,100	**36,300**	11 48
2011	900	100	200	3,700	800	300	6,100	1,400	24,600	0	0	400	**38,500**	10 81
2012	0	0	0	6,900	1,100	400	5,300	1,000	16,300	0	100	0	**31,100**	12 14
2013	100	0	400	2,500	700	100	1,900	300	5,400	0	0	0	**11,400**	14 28
2014	0	0	0	0	0	0	0	0	0	0	0	0	**0**	
2015	0	0	0	0	0	0	0	0	0	0	0	0	**0**	
2016	0	0	0	0	0	0	0	0	0	0	0	0	**0**	
2017	0	0	0	0	0	0	0	0	0	0	0	0	**0**	
2018	0	0	0	0	0	0	0	0	0	0	0	0	**0**	
2019	0	0	0	0	0	0	0	0	0	0	0	0	**0**	
Total	**1,500**	**200**	**4,800**	**15,000**	**6,100**	**2,800**	**21,500**	**7,700**	**77,200**	**200**	**100**	**4,000**	**141,100**	11 66

Data source: ARCOS (2006-2014) and Defendant Distribution Data (Walgreens 1/2006 - 3/2014)

Walgreens # 13670 (5/2009 to 1/2018)
DEA: FW1295030
200 West Portal Ave
San Francisco, CA 94127

Walgreen Co Oxycodone Shipments to Walgreens # 13670, by Strength
(Total MME)

Strength Year\	80	60	40	30	20	15	10	7.5	5	4.88	4.8355	Other	Total	Avg. Str
1996	0	0	0	0	0	0	0	0	0	0	0	0	**0**	
1997	0	0	0	0	0	0	0	0	0	0	0	0	**0**	
1998	0	0	0	0	0	0	0	0	0	0	0	0	**0**	
1999	0	0	0	0	0	0	0	0	0	0	0	0	**0**	
2000	0	0	0	0	0	0	0	0	0	0	0	0	**0**	
2001	0	0	0	0	0	0	0	0	0	0	0	0	**0**	
2002	0	0	0	0	0	0	0	0	0	0	0	0	**0**	
2003	0	0	0	0	0	0	0	0	0	0	0	0	**0**	
2004	0	0	0	0	0	0	0	0	0	0	0	0	**0**	
2005	0	0	0	0	0	0	0	0	0	0	0	0	**0**	
2006	0	0	0	0	0	0	0	0	0	0	0	0	**0**	
2007	0	0	0	0	0	0	0	0	0	0	0	0	**0**	
2008	0	0	0	0	0	0	0	0	0	0	0	0	**0**	
2009	32,274	0	75,306	0	51,101	40,343	43,032	23,197	75,306	0	0	9,077	**349,635**	11 36
2010	21,516	8,069	150,612	76,651	43,032	0	67,238	27,231	132,458	1,210	0	12,708	**540,724**	11 48
2011	96,822	8,069	10,758	149,267	21,516	6,051	82,030	14,120	165,404	0	0	2,421	**556,458**	10 81
2012	0	0	0	278,363	29,585	8,069	71,272	10,086	109,597	0	650	0	**507,621**	12 14
2013	10,758	0	21,516	100,856	18,827	2,017	25,550	3,026	36,308	0	0	0	**218,858**	14 28
2014	0	0	0	0	0	0	0	0	0	0	0	0	**0**	
2015	0	0	0	0	0	0	0	0	0	0	0	0	**0**	
2016	0	0	0	0	0	0	0	0	0	0	0	0	**0**	
2017	0	0	0	0	0	0	0	0	0	0	0	0	**0**	
2018	0	0	0	0	0	0	0	0	0	0	0	0	**0**	
2019	0	0	0	0	0	0	0	0	0	0	0	0	**0**	
Total	**161,370**	**16,137**	**258,192**	**605,138**	**164,060**	**56,480**	**289,121**	**77,659**	**519,074**	**1,210**	**650**	**24,206**	**2,173,296**	11 66

Data source: ARCOS (2006-2014) and Defendant Distribution Data (Walgreens 1/2006 - 3/2014)

Walgreens # 13670 (5/2009 to 1/2018)
DEA: FW1295030
200 West Portal Ave
San Francisco, CA 94127

Walgreen Co Oxycodone Shipments to Walgreens # 13670, by Strength
(Total Drug Base Weight in Milligram)

Strength Year\	80	60	40	30	20	15	10	7.5	5	4.88	4.8355	Other	Total	Avg. Str
1996	0	0	0	0	0	0	0	0	0	0	0	0	**0**	
1997	0	0	0	0	0	0	0	0	0	0	0	0	**0**	
1998	0	0	0	0	0	0	0	0	0	0	0	0	**0**	
1999	0	0	0	0	0	0	0	0	0	0	0	0	**0**	
2000	0	0	0	0	0	0	0	0	0	0	0	0	**0**	
2001	0	0	0	0	0	0	0	0	0	0	0	0	**0**	
2002	0	0	0	0	0	0	0	0	0	0	0	0	**0**	
2003	0	0	0	0	0	0	0	0	0	0	0	0	**0**	
2004	0	0	0	0	0	0	0	0	0	0	0	0	**0**	
2005	0	0	0	0	0	0	0	0	0	0	0	0	**0**	
2006	0	0	0	0	0	0	0	0	0	0	0	0	**0**	
2007	0	0	0	0	0	0	0	0	0	0	0	0	**0**	
2008	0	0	0	0	0	0	0	0	0	0	0	0	**0**	
2009	21,516	0	50,204	0	34,067	26,895	28,688	15,465	50,204	0	0	6,051	**233,090**	11 36
2010	14,344	5,379	100,408	51,101	28,688	0	44,825	18,154	88,305	807	0	8,472	**360,483**	11 48
2011	64,548	5,379	7,172	99,512	14,344	4,034	54,687	9,413	110,270	0	0	1,614	**370,972**	10 81
2012	0	0	0	185,576	19,723	5,379	47,515	6,724	73,065	0	434	0	**338,414**	12 14
2013	7,172	0	14,344	67,238	12,551	1,345	17,034	2,017	24,206	0	0	0	**145,905**	14 28
2014	0	0	0	0	0	0	0	0	0	0	0	0	**0**	
2015	0	0	0	0	0	0	0	0	0	0	0	0	**0**	
2016	0	0	0	0	0	0	0	0	0	0	0	0	**0**	
2017	0	0	0	0	0	0	0	0	0	0	0	0	**0**	
2018	0	0	0	0	0	0	0	0	0	0	0	0	**0**	
2019	0	0	0	0	0	0	0	0	0	0	0	0	**0**	
Total	**107,580**	**10,758**	**172,128**	**403,425**	**109,373**	**37,653**	**192,748**	**51,773**	**346,049**	**807**	**434**	**16,137**	**1,448,864**	11 66

Data source: ARCOS (2006-2014) and Defendant Distribution Data (Walgreens 1/2006 - 3/2014)

Walgreens # 13670 (5/2009 to 1/2018)
DEA: FW1295030
200 West Portal Ave
San Francisco, CA 94127

Anda, Inc Hydrocodone Shipments to Walgreens # 13670

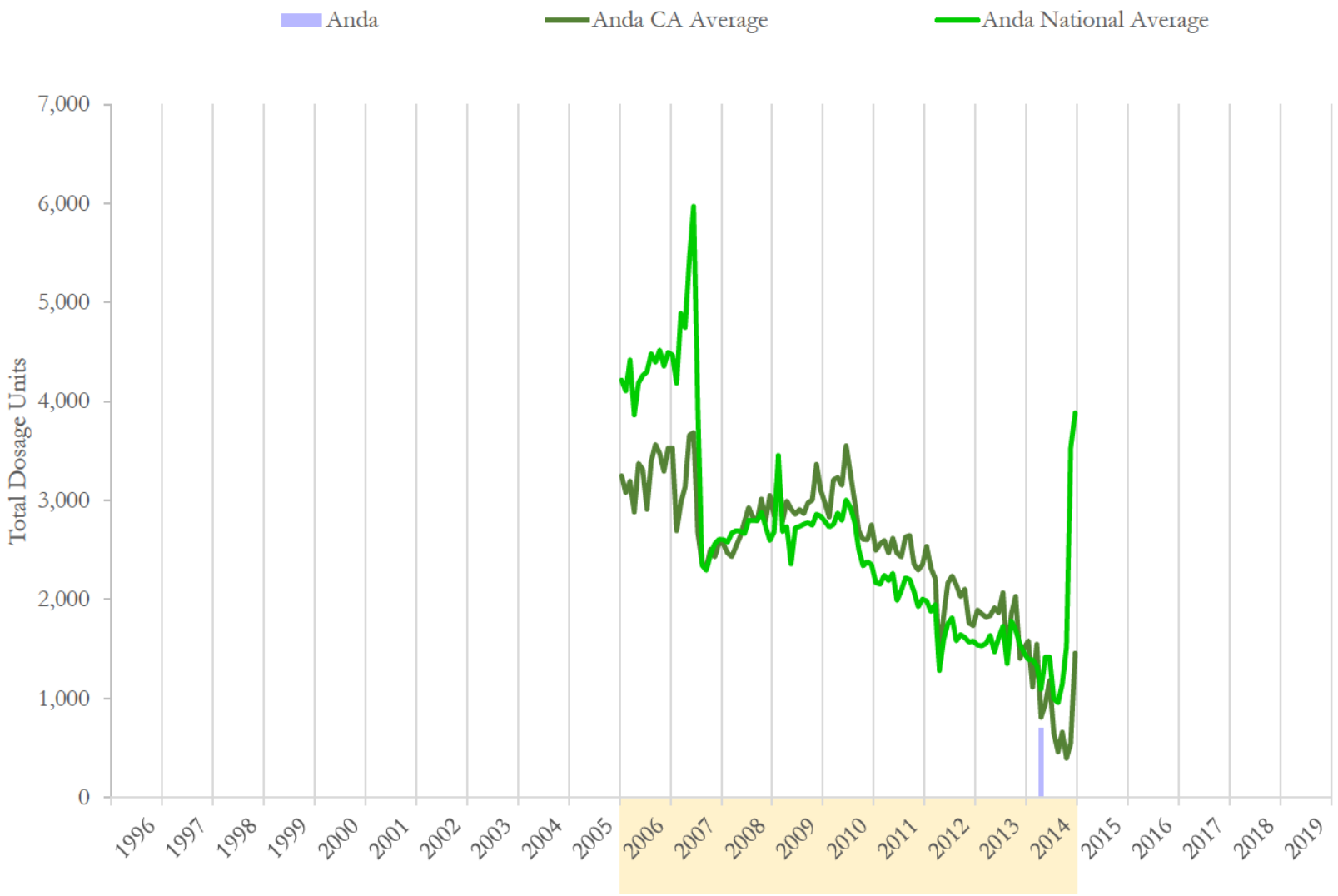

National and state averages reflect hydrocodone shipped from Anda, Inc to all active pharmacies each month.
Data source: ARCOS (2006-2014) and Defendant Distribution Data (Anda 12/1996 - 1/2015)

Walgreens # 13670 (5/2009 to 1/2018)
DEA: FW1295030
200 West Portal Ave
San Francisco, CA 94127

Anda, Inc Hydrocodone Shipments to Walgreens # 13670

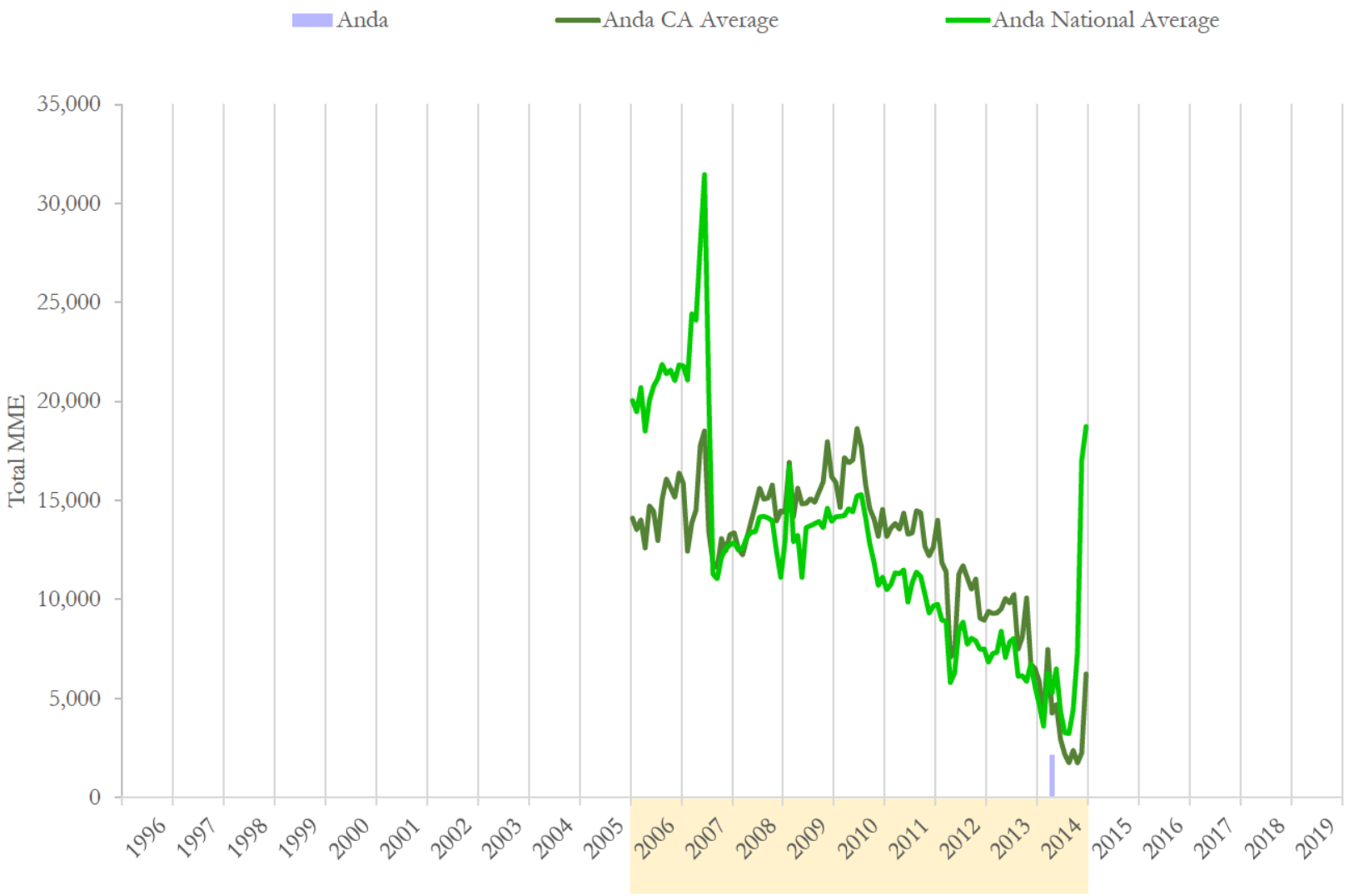

National and state averages reflect hydrocodone shipped from Anda, Inc to all active pharmacies each month.
Data source: ARCOS (2006-2014) and Defendant Distribution Data (Anda 12/1996 - 1/2015)

Walgreens # 13670 (5/2009 to 1/2018)
DEA: FW1295030
200 West Portal Ave
San Francisco, CA 94127

Anda, Inc Hydrocodone Shipments to Walgreens # 13670

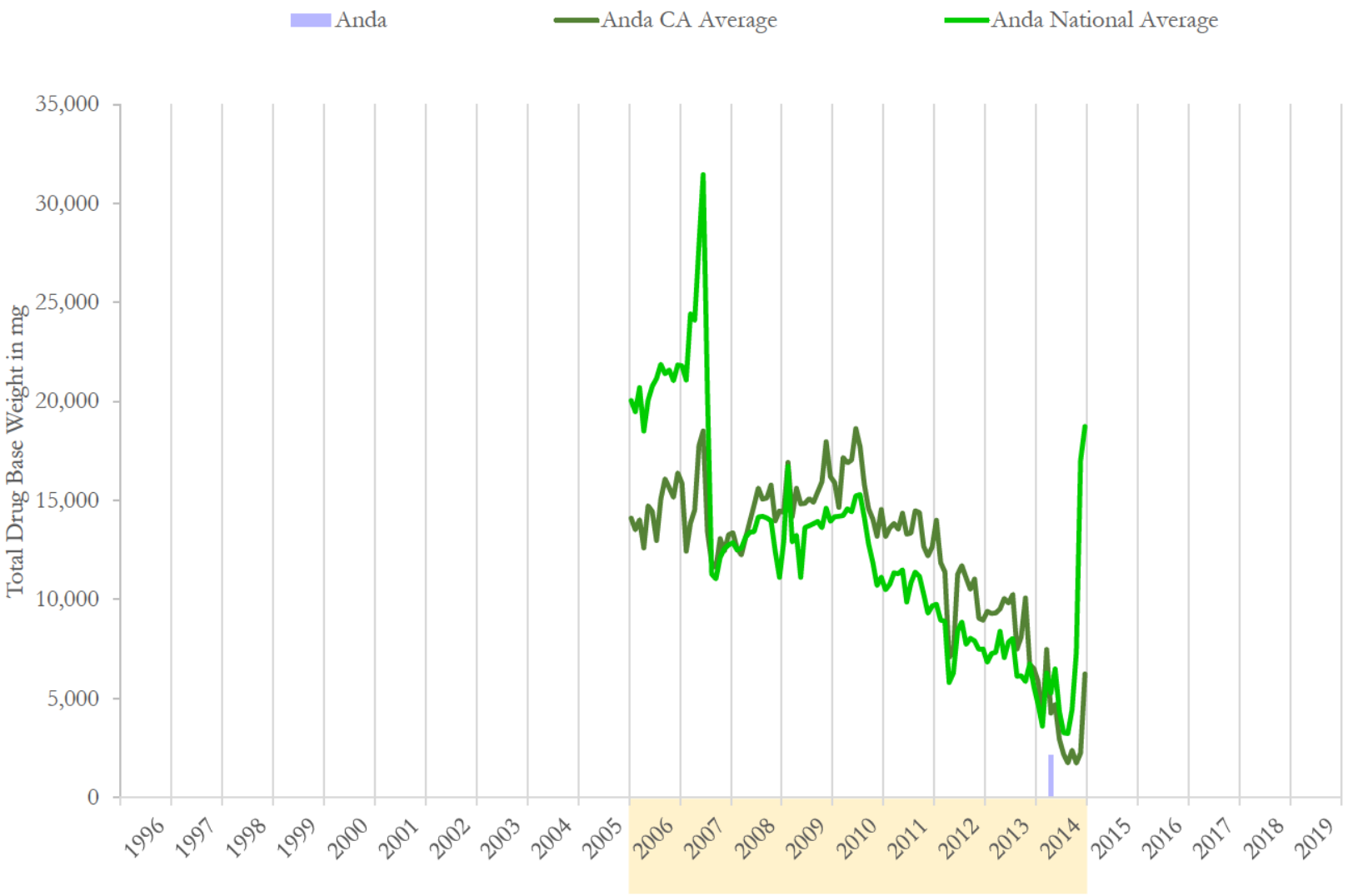

National and state averages reflect hydrocodone shipped from Anda, Inc to all active pharmacies each month.
Data source: ARCOS (2006-2014) and Defendant Distribution Data (Anda 12/1996 - 1/2015)

Walgreens # 13670 (5/2009 to 1/2018)
DEA: FW1295030
200 West Portal Ave
San Francisco, CA 94127

Anda, Inc Hydrocodone Shipments to Walgreens # 13670

	Dosage Units		MME		Drug Base Weight in mg	
Date	Anda	% Change	Anda	% Change	Anda	% Change
01/2014	0	n/a	0	n/a	0	n/a
02/2014	0	n/a	0	n/a	0	n/a
03/2014	0	n/a	0	n/a	0	n/a
04/2014	700	n/a	2,119	n/a	2,119	n/a
05/2014	0	-100.0%	0	-100.0%	0	-100.0%
06/2014	0	n/a	0	n/a	0	n/a
07/2014	0	n/a	0	n/a	0	n/a
08/2014	0	n/a	0	n/a	0	n/a
09/2014	0	n/a	0	n/a	0	n/a
10/2014	0	n/a	0	n/a	0	n/a
11/2014	0	n/a	0	n/a	0	n/a
12/2014	0	n/a	0	n/a	0	n/a
01/2015	0	n/a	0	n/a	0	n/a
02/2015	0	n/a	0	n/a	0	n/a
03/2015	0	n/a	0	n/a	0	n/a
04/2015	0	n/a	0	n/a	0	n/a
05/2015	0	n/a	0	n/a	0	n/a
06/2015	0	n/a	0	n/a	0	n/a
07/2015	0	n/a	0	n/a	0	n/a
08/2015	0	n/a	0	n/a	0	n/a
09/2015	0	n/a	0	n/a	0	n/a
10/2015	0	n/a	0	n/a	0	n/a
11/2015	0	n/a	0	n/a	0	n/a
12/2015	0	n/a	0	n/a	0	n/a

Data source: ARCOS (2006-2014) and Defendant Distribution Data (Anda 12/1996 - 1/2015)

Walgreens # 13670 (5/2009 to 1/2018)
DEA: FW1295030
200 West Portal Ave
San Francisco, CA 94127

Anda, Inc Hydrocodone Shipments to Walgreens # 13670

	Dosage Units		MME		Drug Base Weight in mg	
Date	**Anda**	**% Change**	**Anda**	**% Change**	**Anda**	**% Change**
1996	0		0		0	
1997	0	n/a	0	n/a	0	n/a
1998	0	n/a	0	n/a	0	n/a
1999	0	n/a	0	n/a	0	n/a
2000	0	n/a	0	n/a	0	n/a
2001	0	n/a	0	n/a	0	n/a
2002	0	n/a	0	n/a	0	n/a
2003	0	n/a	0	n/a	0	n/a
2004	0	n/a	0	n/a	0	n/a
2005	0	n/a	0	n/a	0	n/a
2006	0	n/a	0	n/a	0	n/a
2007	0	n/a	0	n/a	0	n/a
2008	0	n/a	0	n/a	0	n/a
2009	0	n/a	0	n/a	0	n/a
2010	0	n/a	0	n/a	0	n/a
2011	0	n/a	0	n/a	0	n/a
2012	0	n/a	0	n/a	0	n/a
2013	0	n/a	0	n/a	0	n/a
2014	700	n/a	2,119	n/a	2,119	n/a
2015	0	-100.0%	0	-100.0%	0	-100.0%
2016	0	n/a	0	n/a	0	n/a
2017	0	n/a	0	n/a	0	n/a
2018	0	n/a	0	n/a	0	n/a
2019	0	n/a	0	n/a	0	n/a
Total	**700**		**2,119**		**2,119**	

Data source: ARCOS (2006-2014) and Defendant Distribution Data (Anda 12/1996 - 1/2015)

Walgreens # 13670 (5/2009 to 1/2018)
DEA: FW1295030
200 West Portal Ave
San Francisco, CA 94127

Anda, Inc Hydrocodone Shipments to Walgreens # 13670, by Strength

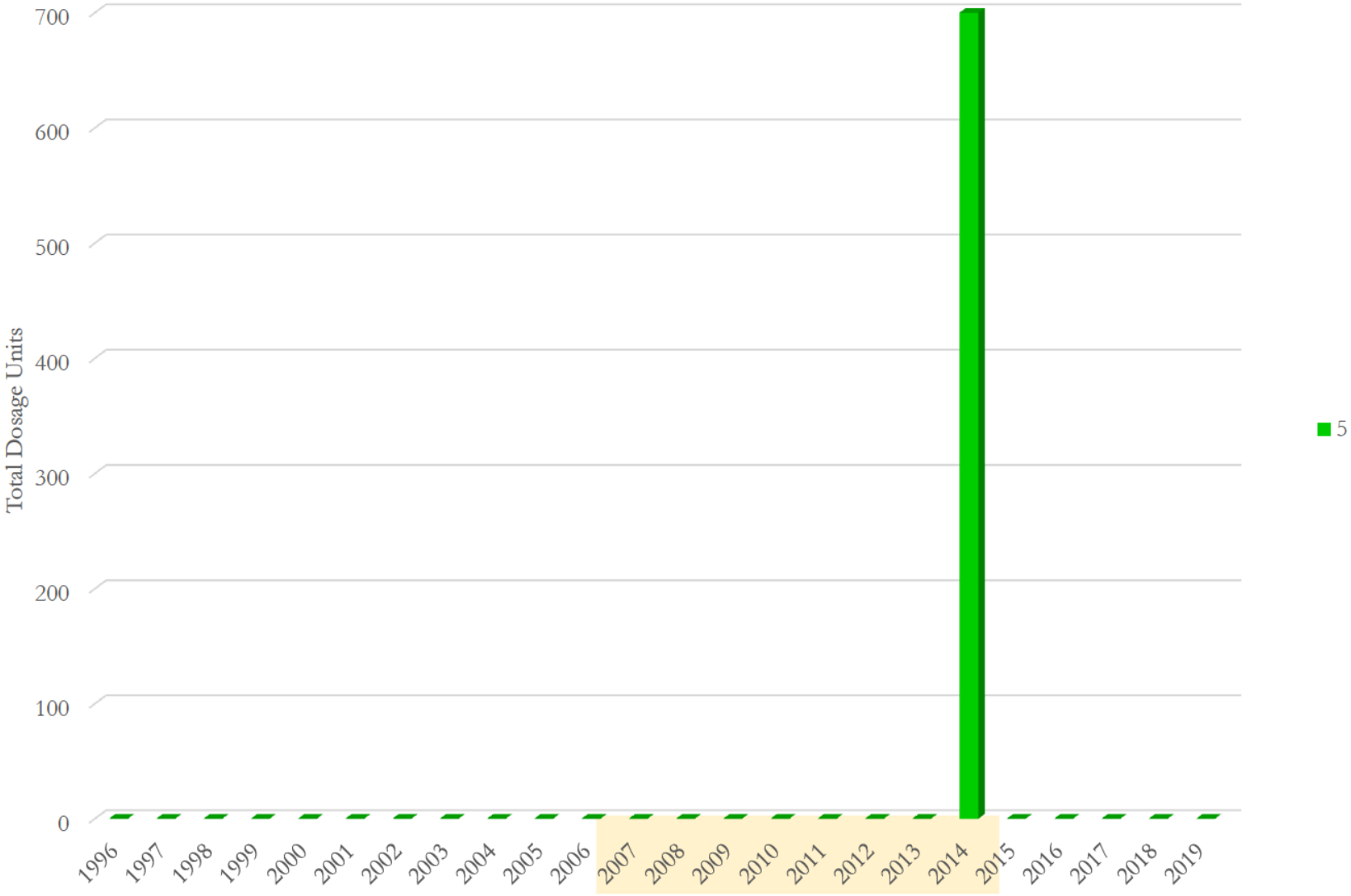

Data source: ARCOS (2006-2014) and Defendant Distribution Data (Anda 12/1996 - 1/2015)

Walgreens # 13670 (5/2009 to 1/2018)
DEA: FW1295030
200 West Portal Ave
San Francisco, CA 94127

Anda, Inc Hydrocodone Shipments to Walgreens # 13670, by Strength

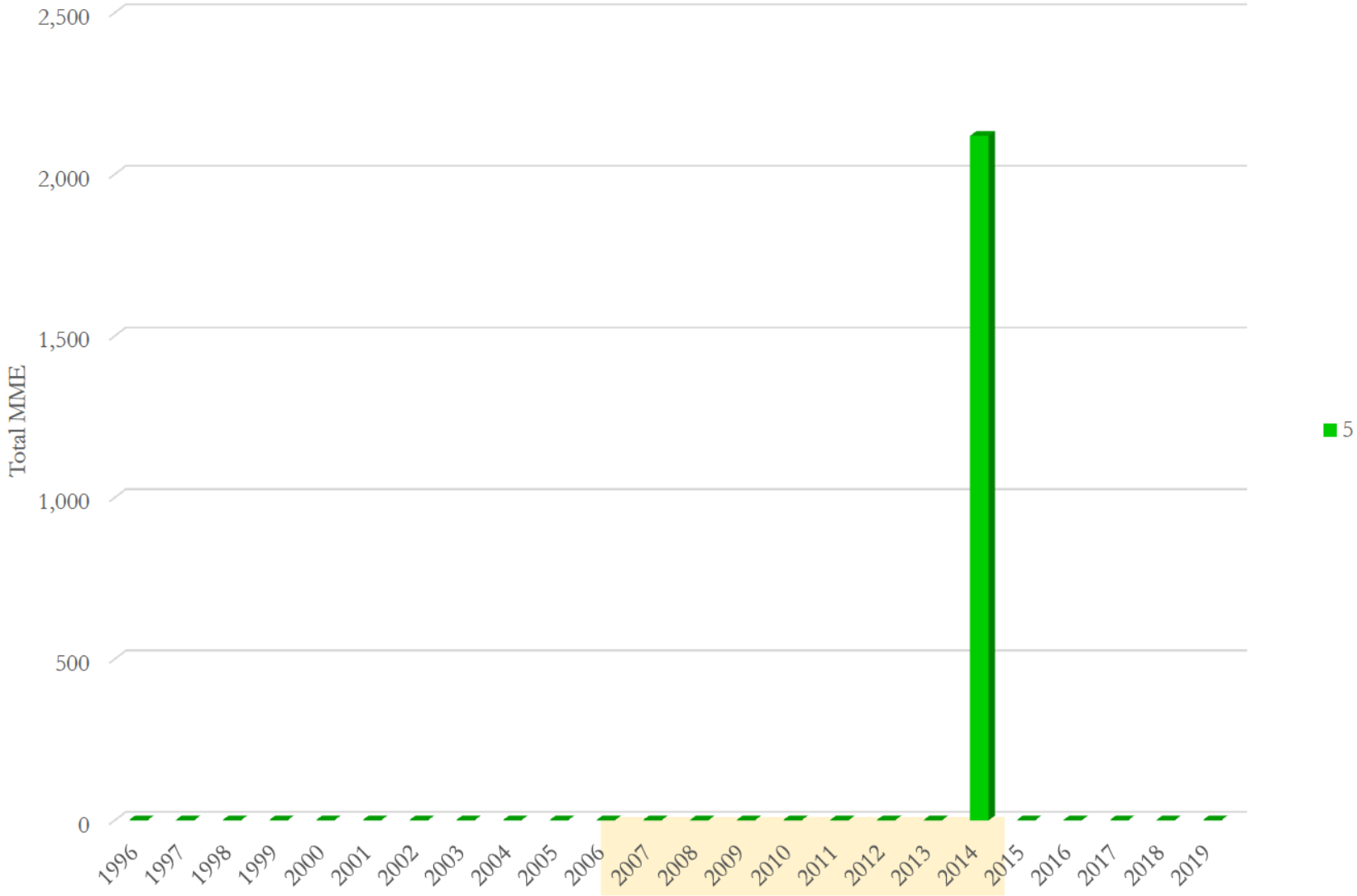

Data source: ARCOS (2006-2014) and Defendant Distribution Data (Anda 12/1996 - 1/2015)

Walgreens # 13670 (5/2009 to 1/2018)
DEA: FW1295030
200 West Portal Ave
San Francisco, CA 94127

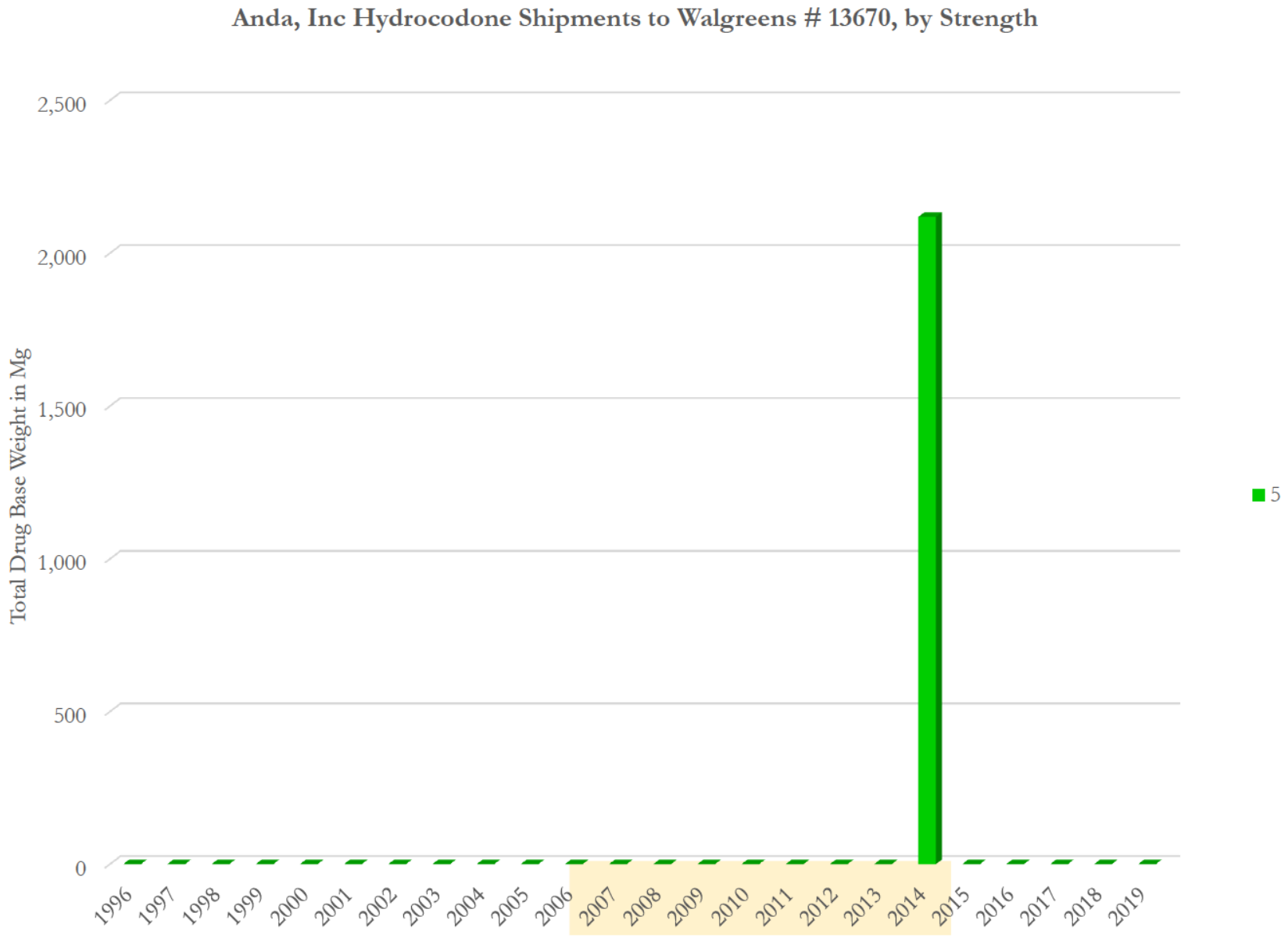

Data source: ARCOS (2006-2014) and Defendant Distribution Data (Anda 12/1996 - 1/2015)

Anda, Inc Hydrocodone Shipments to Walgreens # 13670, by Strength
(Total Dosage Units)

Strength Year\	5	Total	Avg. Str
1996	0	**0**	
1997	0	**0**	
1998	0	**0**	
1999	0	**0**	
2000	0	**0**	
2001	0	**0**	
2002	0	**0**	
2003	0	**0**	
2004	0	**0**	
2005	0	**0**	
2006	0	**0**	
2007	0	**0**	
2008	0	**0**	
2009	0	**0**	
2010	0	**0**	
2011	0	**0**	
2012	0	**0**	
2013	0	**0**	
2014	700	**700**	5.00
2015	0	**0**	
2016	0	**0**	
2017	0	**0**	
2018	0	**0**	
2019	0	**0**	
Total	**700**	**700**	5.00

Data source: ARCOS (2006-2014) and Defendant Distribution Data (Anda 12/1996 - 1/2015)

Anda, Inc Hydrocodone Shipments to Walgreens # 13670, by Strength
(Total MME)

Strength Year\	5	Total	Avg. Str
1996	0	**0**	
1997	0	**0**	
1998	0	**0**	
1999	0	**0**	
2000	0	**0**	
2001	0	**0**	
2002	0	**0**	
2003	0	**0**	
2004	0	**0**	
2005	0	**0**	
2006	0	**0**	
2007	0	**0**	
2008	0	**0**	
2009	0	**0**	
2010	0	**0**	
2011	0	**0**	
2012	0	**0**	
2013	0	**0**	
2014	2,119	**2,119**	5.00
2015	0	**0**	
2016	0	**0**	
2017	0	**0**	
2018	0	**0**	
2019	0	**0**	
Total	**2,119**	**2,119**	5.00

Data source: ARCOS (2006-2014) and Defendant Distribution Data (Anda 12/1996 - 1/2015)

Anda, Inc Hydrocodone Shipments to Walgreens # 13670, by Strength
(Total Drug Base Weight in Milligram)

Strength Year\	5	Total	Avg. Str
1996	0	**0**	
1997	0	**0**	
1998	0	**0**	
1999	0	**0**	
2000	0	**0**	
2001	0	**0**	
2002	0	**0**	
2003	0	**0**	
2004	0	**0**	
2005	0	**0**	
2006	0	**0**	
2007	0	**0**	
2008	0	**0**	
2009	0	**0**	
2010	0	**0**	
2011	0	**0**	
2012	0	**0**	
2013	0	**0**	
2014	2,119	**2,119**	5.00
2015	0	**0**	
2016	0	**0**	
2017	0	**0**	
2018	0	**0**	
2019	0	**0**	
Total	**2,119**	**2,119**	5.00

Data source: ARCOS (2006-2014) and Defendant Distribution Data (Anda 12/1996 - 1/2015)

Walgreens # 13670 (5/2009 to 1/2018)
DEA: FW1295030
200 West Portal Ave
San Francisco, CA 94127

Walgreen Co Hydrocodone Shipments to Walgreens # 13670

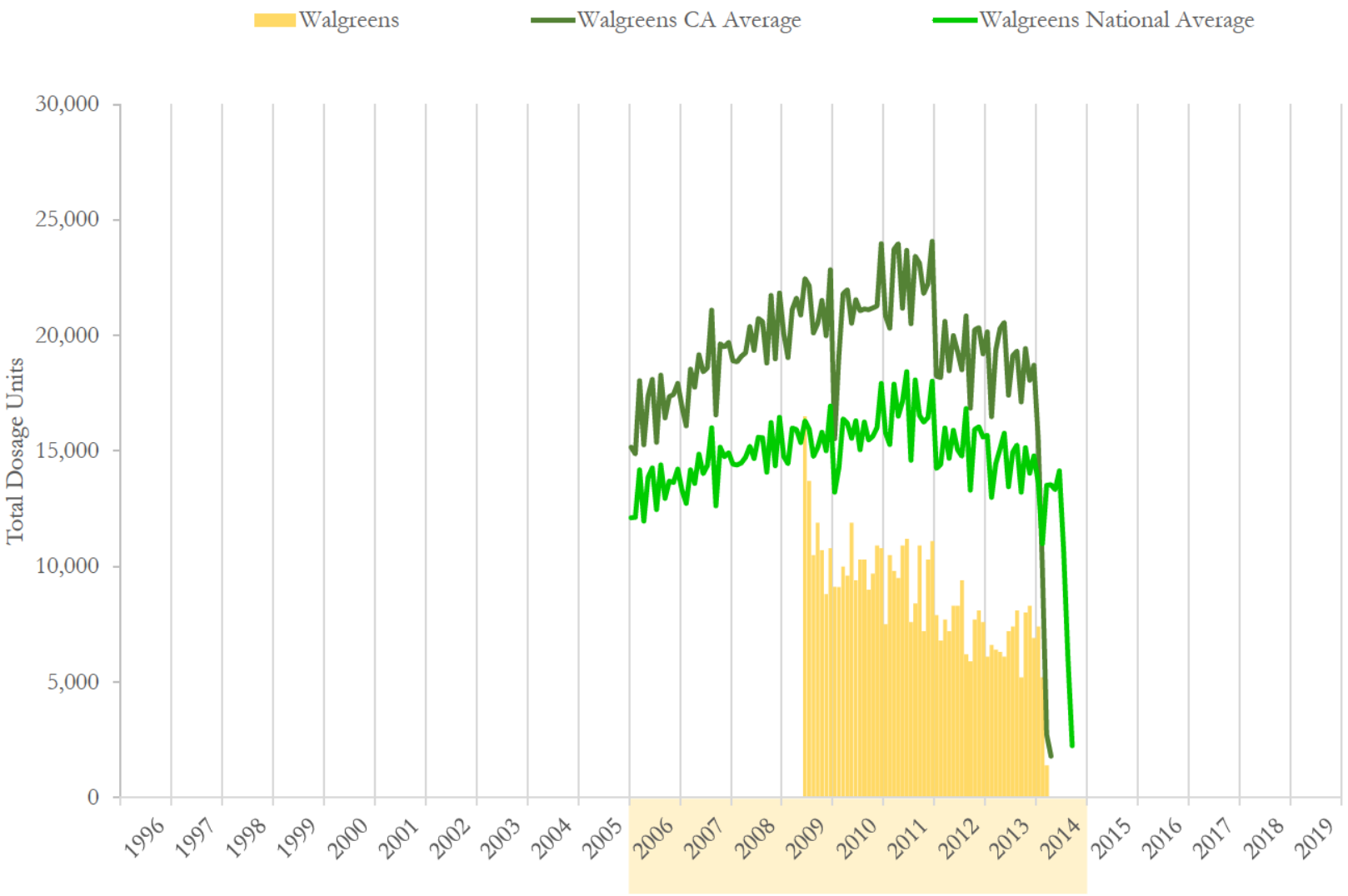

National and state averages reflect hydrocodone shipped from Walgreen Co to all active pharmacies each month.
Data source: ARCOS (2006-2014) and Defendant Distribution Data (Walgreens 1/2006 - 3/2014)

Walgreens # 13670 (5/2009 to 1/2018)
DEA: FW1295030
200 West Portal Ave
San Francisco, CA 94127

Walgreen Co Hydrocodone Shipments to Walgreens # 13670

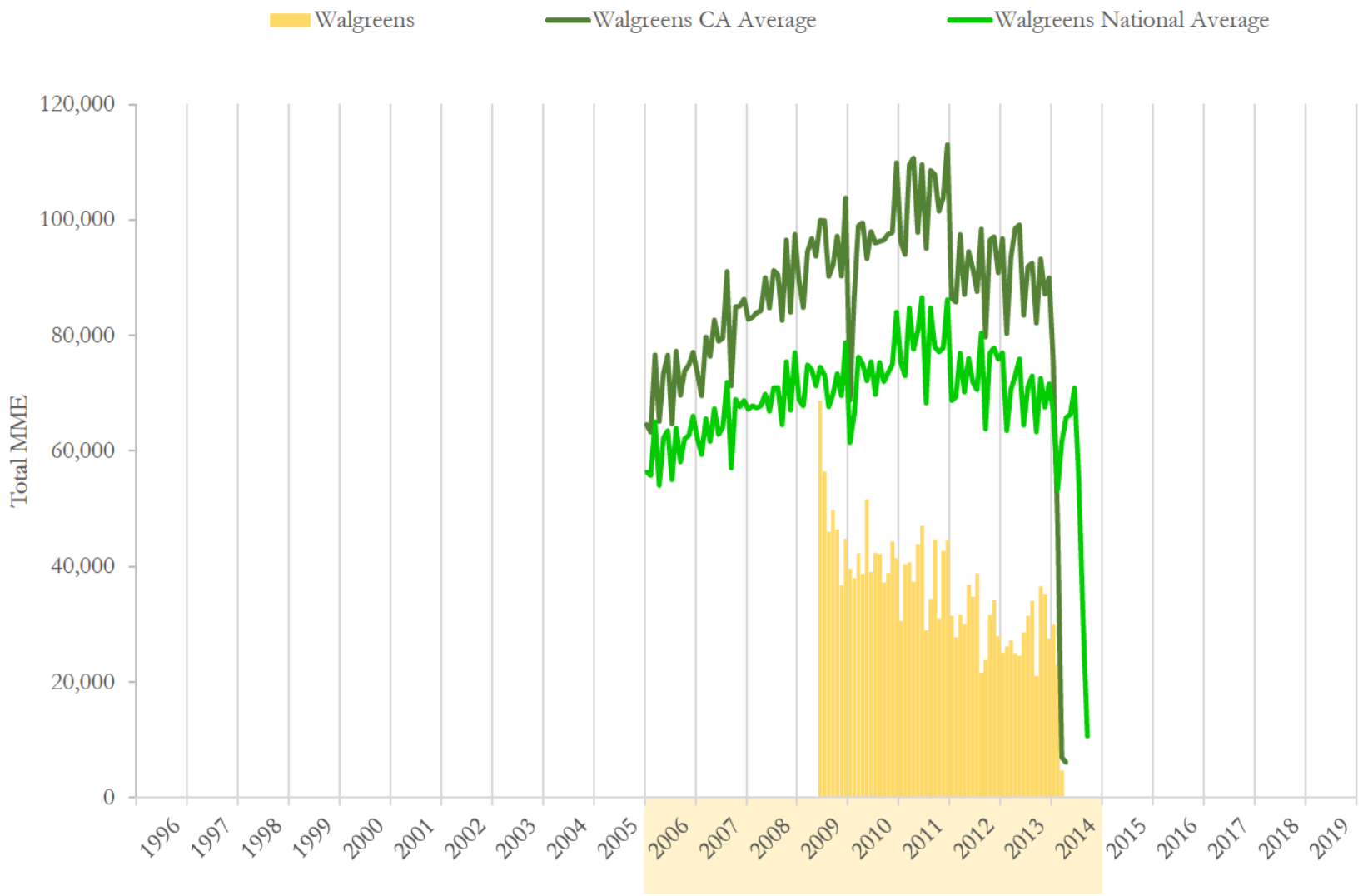

National and state averages reflect hydrocodone shipped from Walgreen Co to all active pharmacies each month.
Data source: ARCOS (2006-2014) and Defendant Distribution Data (Walgreens 1/2006 - 3/2014)

Walgreens # 13670 (5/2009 to 1/2018)
DEA: FW1295030
200 West Portal Ave
San Francisco, CA 94127

Walgreen Co Hydrocodone Shipments to Walgreens # 13670

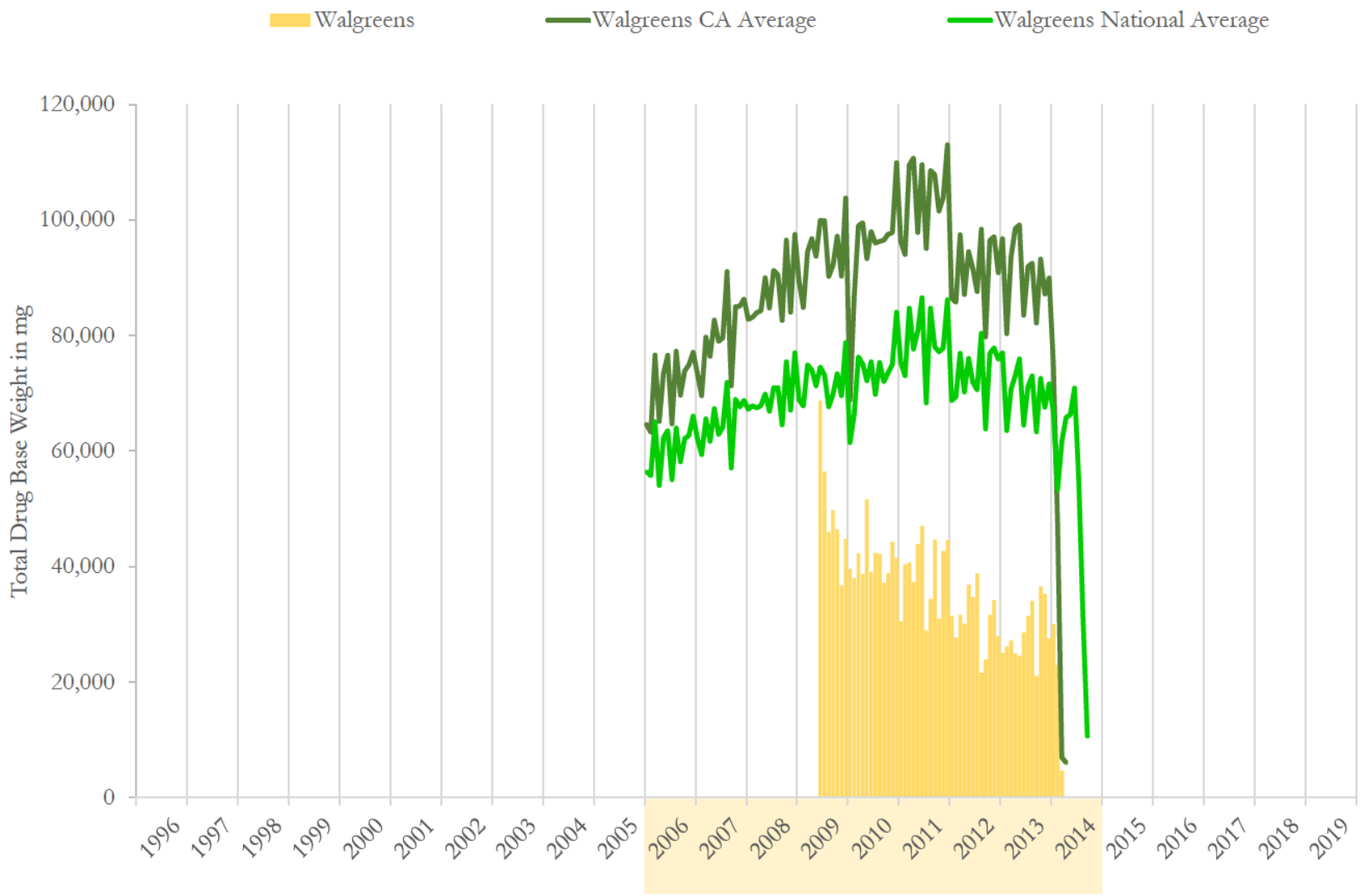

National and state averages reflect hydrocodone shipped from Walgreen Co to all active pharmacies each month.
Data source: ARCOS (2006-2014) and Defendant Distribution Data (Walgreens 1/2006 - 3/2014)

Walgreen Co Hydrocodone Shipments to Walgreens # 13670

	Dosage Units		MME		Drug Base Weight in mg	
Date	Walgreens	% Change	Walgreens	% Change	Walgreens	% Change
01/2008	0	n/a	0	n/a	0	n/a
02/2008	0	n/a	0	n/a	0	n/a
03/2008	0	n/a	0	n/a	0	n/a
04/2008	0	n/a	0	n/a	0	n/a
05/2008	0	n/a	0	n/a	0	n/a
06/2008	0	n/a	0	n/a	0	n/a
07/2008	0	n/a	0	n/a	0	n/a
08/2008	0	n/a	0	n/a	0	n/a
09/2008	0	n/a	0	n/a	0	n/a
10/2008	0	n/a	0	n/a	0	n/a
11/2008	0	n/a	0	n/a	0	n/a
12/2008	0	n/a	0	n/a	0	n/a
01/2009	0	n/a	0	n/a	0	n/a
02/2009	0	n/a	0	n/a	0	n/a
03/2009	0	n/a	0	n/a	0	n/a
04/2009	0	n/a	0	n/a	0	n/a
05/2009	0	n/a	0	n/a	0	n/a
06/2009	16,500	n/a	68,664	n/a	68,664	n/a
07/2009	13,700	-17.0%	56,421	-17.8%	56,421	-17.8%
08/2009	10,500	-23.4%	45,986	-18.5%	45,986	-18.5%
09/2009	11,900	13.3%	49,794	8.3%	49,794	8.3%
10/2009	10,700	-10.1%	46,424	-6.8%	46,424	-6.8%
11/2009	8,800	-17.8%	36,762	-20.8%	36,762	-20.8%
12/2009	10,800	22.7%	44,783	21.8%	44,783	21.8%

Data source: ARCOS (2006-2014) and Defendant Distribution Data (Walgreens 1/2006 - 3/2014)

Walgreens # 13670 (5/2009 to 1/2018)
DEA: FW1295030
200 West Portal Ave
San Francisco, CA 94127

Walgreen Co Hydrocodone Shipments to Walgreens # 13670

	Dosage Units		MME		Drug Base Weight in mg	
Date	Walgreens	% Change	Walgreens	% Change	Walgreens	% Change
01/2010	9,120	-15.6%	39,629	-11.5%	39,629	-11.5%
02/2010	9,100	-0.2%	37,981	-4.2%	37,981	-4.2%
03/2010	10,000	9.9%	42,281	11.3%	42,281	11.3%
04/2010	9,600	-4.0%	38,729	-8.4%	38,729	-8.4%
05/2010	11,900	24.0%	51,594	33.2%	51,594	33.2%
06/2010	9,400	-21.0%	39,048	-24.3%	39,048	-24.3%
07/2010	10,300	9.6%	42,378	8.5%	42,378	8.5%
08/2010	10,300	0.0%	42,178	-0.5%	42,178	-0.5%
09/2010	9,000	-12.6%	37,200	-11.8%	37,200	-11.8%
10/2010	9,700	7.8%	38,881	4.5%	38,881	4.5%
11/2010	10,900	12.4%	44,329	14.0%	44,329	14.0%
12/2010	10,800	-0.9%	41,470	-6.5%	41,470	-6.5%
01/2011	7,500	-30.6%	30,565	-26.3%	30,565	-26.3%
02/2011	10,500	40.0%	40,378	32.1%	40,378	32.1%
03/2011	9,800	-6.7%	40,681	0.7%	40,681	0.7%
04/2011	9,500	-3.1%	37,327	-8.2%	37,327	-8.2%
05/2011	10,900	14.7%	43,867	17.5%	43,867	17.5%
06/2011	11,200	2.8%	47,021	7.2%	47,021	7.2%
07/2011	7,600	-32.1%	28,892	-38.6%	28,892	-38.6%
08/2011	8,400	10.5%	34,426	19.2%	34,426	19.2%
09/2011	10,900	29.8%	44,640	29.7%	44,640	29.7%
10/2011	7,200	-33.9%	31,002	-30.6%	31,002	-30.6%
11/2011	10,300	43.1%	42,673	37.6%	42,673	37.6%
12/2011	11,100	7.8%	44,624	4.6%	44,624	4.6%

Data source: ARCOS (2006-2014) and Defendant Distribution Data (Walgreens 1/2006 - 3/2014)

Walgreens # 13670 (5/2009 to 1/2018)
DEA: FW1295030
200 West Portal Ave
San Francisco, CA 94127

Walgreen Co Hydrocodone Shipments to Walgreens # 13670

	Dosage Units		MME		Drug Base Weight in mg	
Date	Walgreens	% Change	Walgreens	% Change	Walgreens	% Change
01/2012	7,900	-28.8%	31,456	-29.5%	31,456	-29.5%
02/2012	6,800	-13.9%	27,697	-12.0%	27,697	-12.0%
03/2012	7,700	13.2%	31,616	14.1%	31,616	14.1%
04/2012	7,200	-6.5%	30,119	-4.7%	30,119	-4.7%
05/2012	8,300	15.3%	36,856	22.4%	36,856	22.4%
06/2012	8,300	0.0%	34,754	-5.7%	34,754	-5.7%
07/2012	9,400	13.3%	38,821	11.7%	38,821	11.7%
08/2012	6,200	-34.0%	21,602	-44.4%	21,602	-44.4%
09/2012	5,900	-4.8%	23,913	10.7%	23,913	10.7%
10/2012	7,700	30.5%	31,616	32.2%	31,616	32.2%
11/2012	8,100	5.2%	34,181	8.1%	34,181	8.1%
12/2012	7,600	-6.2%	27,975	-18.2%	27,975	-18.2%
01/2013	6,100	-19.7%	25,067	-10.4%	25,067	-10.4%
02/2013	6,600	8.2%	26,151	4.3%	26,151	4.3%
03/2013	6,400	-3.0%	27,219	4.1%	27,219	4.1%
04/2013	6,300	-1.6%	24,973	-8.3%	24,973	-8.3%
05/2013	6,100	-3.2%	24,511	-1.9%	24,511	-1.9%
06/2013	7,200	18.0%	28,589	16.6%	28,589	16.6%
07/2013	7,400	2.8%	31,448	10.0%	31,448	10.0%
08/2013	8,100	9.5%	34,038	8.2%	34,038	8.2%
09/2013	5,200	-35.8%	21,030	-38.2%	21,030	-38.2%
10/2013	8,000	53.8%	36,602	74.1%	36,602	74.1%
11/2013	8,300	3.8%	35,232	-3.7%	35,232	-3.7%
12/2013	6,900	-16.9%	27,521	-21.9%	27,521	-21.9%

Data source: ARCOS (2006-2014) and Defendant Distribution Data (Walgreens 1/2006 - 3/2014)

Walgreen Co Hydrocodone Shipments to Walgreens # 13670

	Dosage Units		MME		Drug Base Weight in mg	
Date	Walgreens	% Change	Walgreens	% Change	Walgreens	% Change
01/2014	7,400	7.2%	30,062	9.2%	30,062	9.2%
02/2014	5,200	-29.7%	22,965	-23.6%	22,965	-23.6%
03/2014	1,400	-73.1%	4,676	-79.6%	4,676	-79.6%
04/2014	0	-100.0%	0	-100.0%	0	-100.0%
05/2014	0	n/a	0	n/a	0	n/a
06/2014	0	n/a	0	n/a	0	n/a
07/2014	0	n/a	0	n/a	0	n/a
08/2014	0	n/a	0	n/a	0	n/a
09/2014	0	n/a	0	n/a	0	n/a
10/2014	0	n/a	0	n/a	0	n/a
11/2014	0	n/a	0	n/a	0	n/a
12/2014	0	n/a	0	n/a	0	n/a
01/2015	0	n/a	0	n/a	0	n/a
02/2015	0	n/a	0	n/a	0	n/a
03/2015	0	n/a	0	n/a	0	n/a
04/2015	0	n/a	0	n/a	0	n/a
05/2015	0	n/a	0	n/a	0	n/a
06/2015	0	n/a	0	n/a	0	n/a
07/2015	0	n/a	0	n/a	0	n/a
08/2015	0	n/a	0	n/a	0	n/a
09/2015	0	n/a	0	n/a	0	n/a
10/2015	0	n/a	0	n/a	0	n/a
11/2015	0	n/a	0	n/a	0	n/a
12/2015	0	n/a	0	n/a	0	n/a

Data source: ARCOS (2006-2014) and Defendant Distribution Data (Walgreens 1/2006 - 3/2014)

Walgreens # 13670 (5/2009 to 1/2018)
DEA: FW1295030
200 West Portal Ave
San Francisco, CA 94127

Walgreen Co Hydrocodone Shipments to Walgreens # 13670

	Dosage Units		MME		Drug Base Weight in mg	
Date	Walgreens	% Change	Walgreens	% Change	Walgreens	% Change
1996	0		0		0	
1997	0	n/a	0	n/a	0	n/a
1998	0	n/a	0	n/a	0	n/a
1999	0	n/a	0	n/a	0	n/a
2000	0	n/a	0	n/a	0	n/a
2001	0	n/a	0	n/a	0	n/a
2002	0	n/a	0	n/a	0	n/a
2003	0	n/a	0	n/a	0	n/a
2004	0	n/a	0	n/a	0	n/a
2005	0	n/a	0	n/a	0	n/a
2006	0	n/a	0	n/a	0	n/a
2007	0	n/a	0	n/a	0	n/a
2008	0	n/a	0	n/a	0	n/a
2009	82,900	n/a	348,834	n/a	348,834	n/a
2010	120,120	44.9%	495,697	42.1%	495,697	42.1%
2011	114,900	-4.3%	466,095	-6.0%	466,095	-6.0%
2012	91,100	-20.7%	370,606	-20.5%	370,606	-20.5%
2013	82,600	-9.3%	342,380	-7.6%	342,380	-7.6%
2014	14,000	-83.1%	57,702	-83.1%	57,702	-83.1%
2015	0	-100.0%	0	-100.0%	0	-100.0%
2016	0	n/a	0	n/a	0	n/a
2017	0	n/a	0	n/a	0	n/a
2018	0	n/a	0	n/a	0	n/a
2019	0	n/a	0	n/a	0	n/a
Total	**505,620**		**2,081,316**		**2,081,316**	

Data source: ARCOS (2006-2014) and Defendant Distribution Data (Walgreens 1/2006 - 3/2014)

Walgreens # 13670 (5/2009 to 1/2018)
DEA: FW1295030
200 West Portal Ave
San Francisco, CA 94127

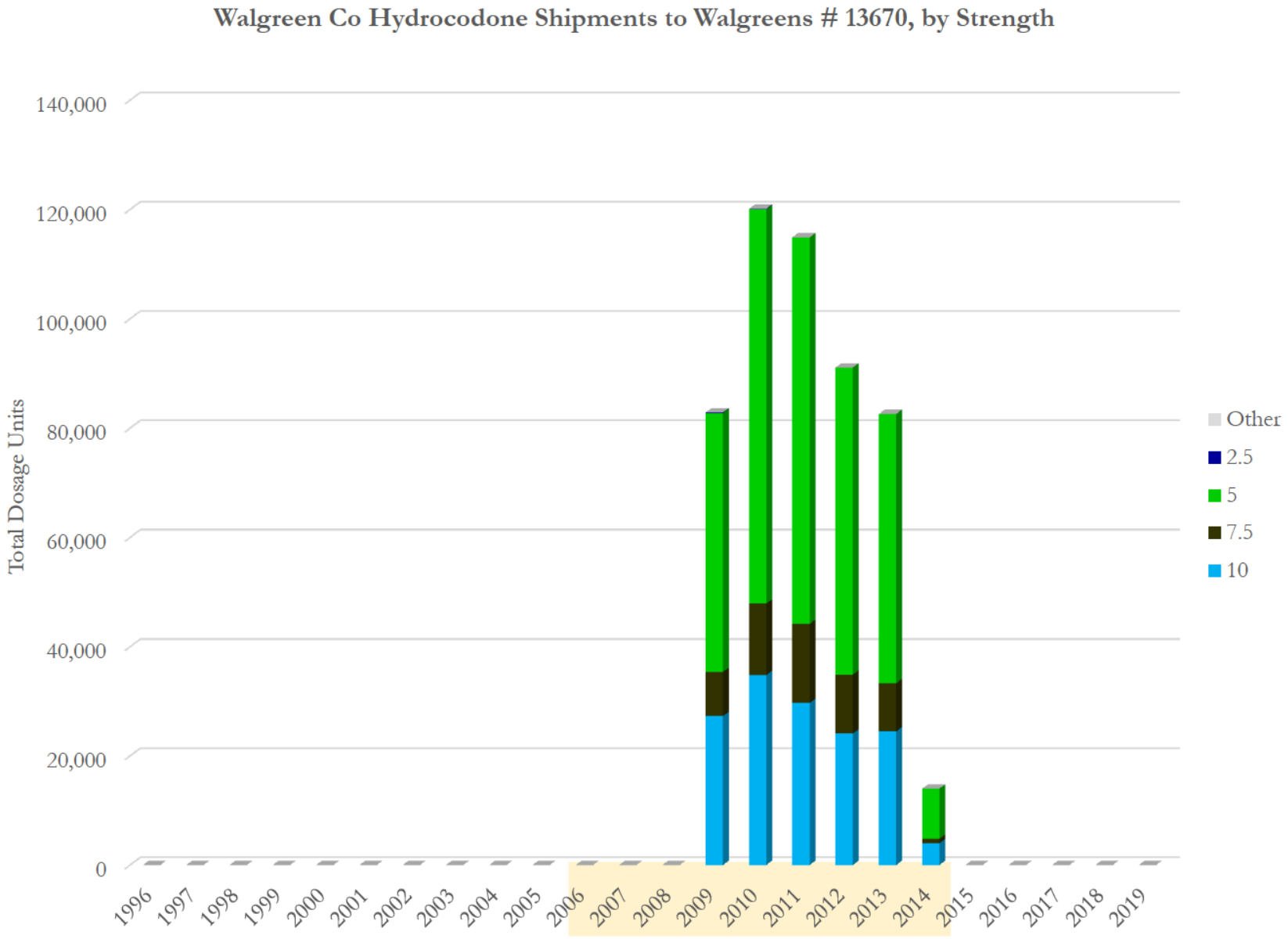

Data source: ARCOS (2006-2014) and Defendant Distribution Data (Walgreens 1/2006 - 3/2014)

Walgreens # 13670 (5/2009 to 1/2018)
DEA: FW1295030
200 West Portal Ave
San Francisco, CA 94127

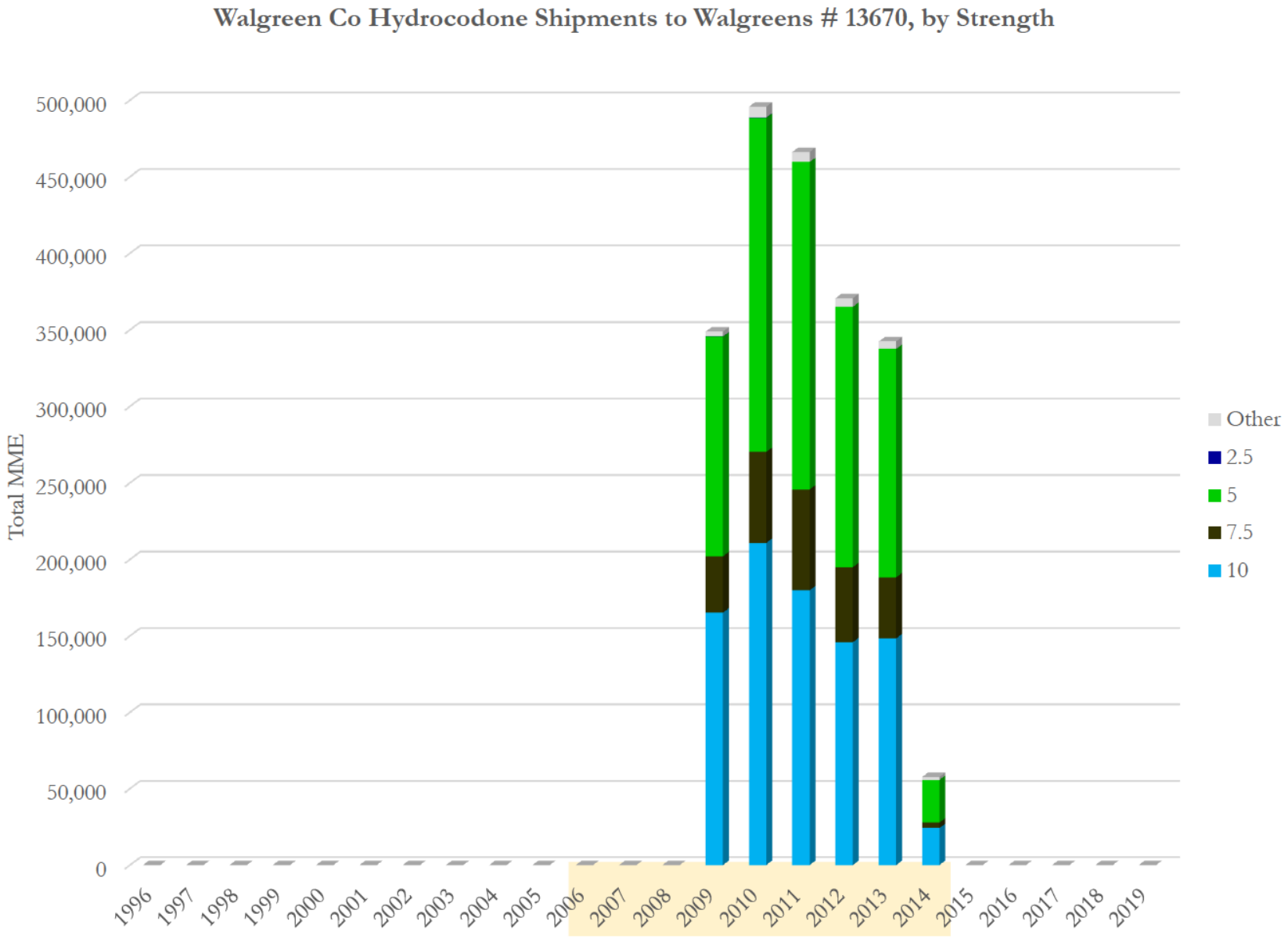

Data source: ARCOS (2006-2014) and Defendant Distribution Data (Walgreens 1/2006 - 3/2014)

Walgreens # 13670 (5/2009 to 1/2018)
DEA: FW1295030
200 West Portal Ave
San Francisco, CA 94127

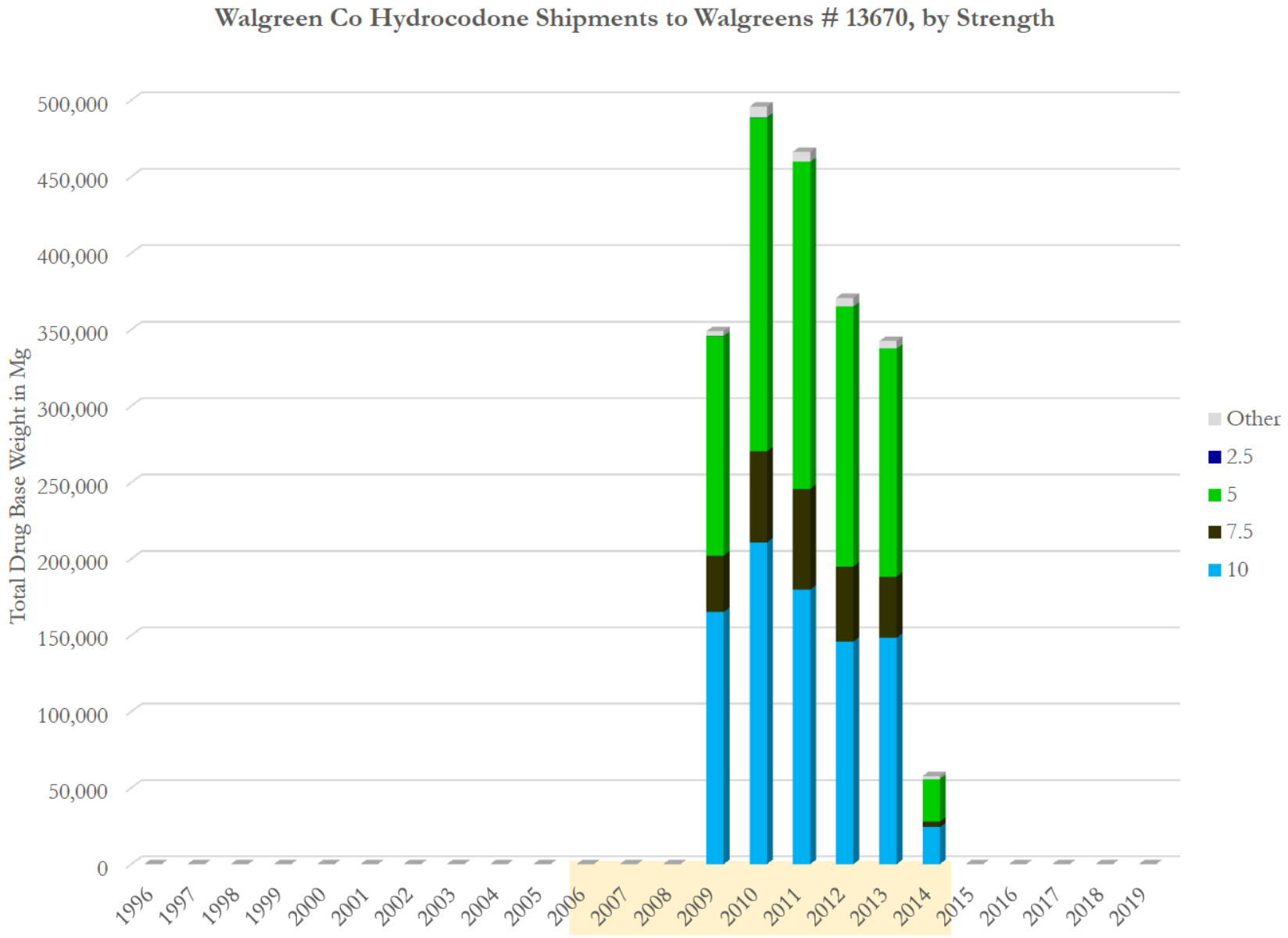

Data source: ARCOS (2006-2014) and Defendant Distribution Data (Walgreens 1/2006 - 3/2014)

Walgreens # 13670 (5/2009 to 1/2018)
DEA: FW1295030
200 West Portal Ave
San Francisco, CA 94127

Walgreen Co Hydrocodone Shipments to Walgreens # 13670, by Strength
(Total Dosage Units)

Strength Year\	10	7.5	5	2.5	Other	Total	Avg. Str
1996	0	0	0	0	0	**0**	
1997	0	0	0	0	0	**0**	
1998	0	0	0	0	0	**0**	
1999	0	0	0	0	0	**0**	
2000	0	0	0	0	0	**0**	
2001	0	0	0	0	0	**0**	
2002	0	0	0	0	0	**0**	
2003	0	0	0	0	0	**0**	
2004	0	0	0	0	0	**0**	
2005	0	0	0	0	0	**0**	
2006	0	0	0	0	0	**0**	
2007	0	0	0	0	0	**0**	
2008	0	0	0	0	0	**0**	
2009	27,300	8,100	47,400	100	0	**82,900**	6.89
2010	34,820	13,100	72,100	100	0	**120,120**	6.72
2011	29,700	14,500	70,700	0	0	**114,900**	6.61
2012	24,100	10,800	56,200	0	0	**91,100**	6.62
2013	24,500	8,800	49,300	0	0	**82,600**	6.75
2014	4,000	800	9,200	0	0	**14,000**	6.57
2015	0	0	0	0	0	**0**	
2016	0	0	0	0	0	**0**	
2017	0	0	0	0	0	**0**	
2018	0	0	0	0	0	**0**	
2019	0	0	0	0	0	**0**	
Total	**144,420**	**56,100**	**304,900**	**200**	**0**	**505,620**	6.70

Data source: ARCOS (2006-2014) and Defendant Distribution Data (Walgreens 1/2006 - 3/2014)

Walgreens # 13670 (5/2009 to 1/2018)
DEA: FW1295030
200 West Portal Ave
San Francisco, CA 94127

Walgreen Co Hydrocodone Shipments to Walgreens # 13670, by Strength (Total MME)

Strength Year\	10	7.5	5	2.5	Other	Total	Avg. Str
1996	0	0	0	0	0	**0**	
1997	0	0	0	0	0	**0**	
1998	0	0	0	0	0	**0**	
1999	0	0	0	0	0	**0**	
2000	0	0	0	0	0	**0**	
2001	0	0	0	0	0	**0**	
2002	0	0	0	0	0	**0**	
2003	0	0	0	0	0	**0**	
2004	0	0	0	0	0	**0**	
2005	0	0	0	0	0	**0**	
2006	0	0	0	0	0	**0**	
2007	0	0	0	0	0	**0**	
2008	0	0	0	0	0	**0**	
2009	165,274	36,778	143,480	151	3,151	**348,834**	6.89
2010	210,800	59,481	218,247	151	7,018	**495,697**	6.72
2011	179,804	65,837	214,009	0	6,445	**466,095**	6.61
2012	145,901	49,037	170,117	0	5,550	**370,606**	6.62
2013	148,323	39,956	149,231	0	4,870	**342,380**	6.75
2014	24,216	3,632	27,848	0	2,005	**57,702**	6.57
2015	0	0	0	0	0	**0**	
2016	0	0	0	0	0	**0**	
2017	0	0	0	0	0	**0**	
2018	0	0	0	0	0	**0**	
2019	0	0	0	0	0	**0**	
Total	**874,319**	**254,722**	**922,932**	**303**	**29,040**	**2,081,316**	6.70

Data source: ARCOS (2006-2014) and Defendant Distribution Data (Walgreens 1/2006 - 3/2014)

Walgreens # 13670 (5/2009 to 1/2018)
DEA: FW1295030
200 West Portal Ave
San Francisco, CA 94127

Walgreen Co Hydrocodone Shipments to Walgreens # 13670, by Strength
(Total Drug Base Weight in Milligram)

Strength Year\	10	7.5	5	2.5	Other	Total	Avg. Str
1996	0	0	0	0	0	**0**	
1997	0	0	0	0	0	**0**	
1998	0	0	0	0	0	**0**	
1999	0	0	0	0	0	**0**	
2000	0	0	0	0	0	**0**	
2001	0	0	0	0	0	**0**	
2002	0	0	0	0	0	**0**	
2003	0	0	0	0	0	**0**	
2004	0	0	0	0	0	**0**	
2005	0	0	0	0	0	**0**	
2006	0	0	0	0	0	**0**	
2007	0	0	0	0	0	**0**	
2008	0	0	0	0	0	**0**	
2009	165,274	36,778	143,480	151	3,151	**348,834**	6.89
2010	210,800	59,481	218,247	151	7,018	**495,697**	6.72
2011	179,804	65,837	214,009	0	6,445	**466,095**	6.61
2012	145,901	49,037	170,117	0	5,550	**370,606**	6.62
2013	148,323	39,956	149,231	0	4,870	**342,380**	6.75
2014	24,216	3,632	27,848	0	2,005	**57,702**	6.57
2015	0	0	0	0	0	**0**	
2016	0	0	0	0	0	**0**	
2017	0	0	0	0	0	**0**	
2018	0	0	0	0	0	**0**	
2019	0	0	0	0	0	**0**	
Total	**874,319**	**254,722**	**922,932**	**303**	**29,040**	**2,081,316**	6.70

Data source: ARCOS (2006-2014) and Defendant Distribution Data (Walgreens 1/2006 - 3/2014)

Walgreens # 07043 (4/2004 to 12/2017)
DEA: BW8611774
459 Powell St
San Francisco, CA 94102

Walgreen Co Oxycodone Shipments to Walgreens # 07043

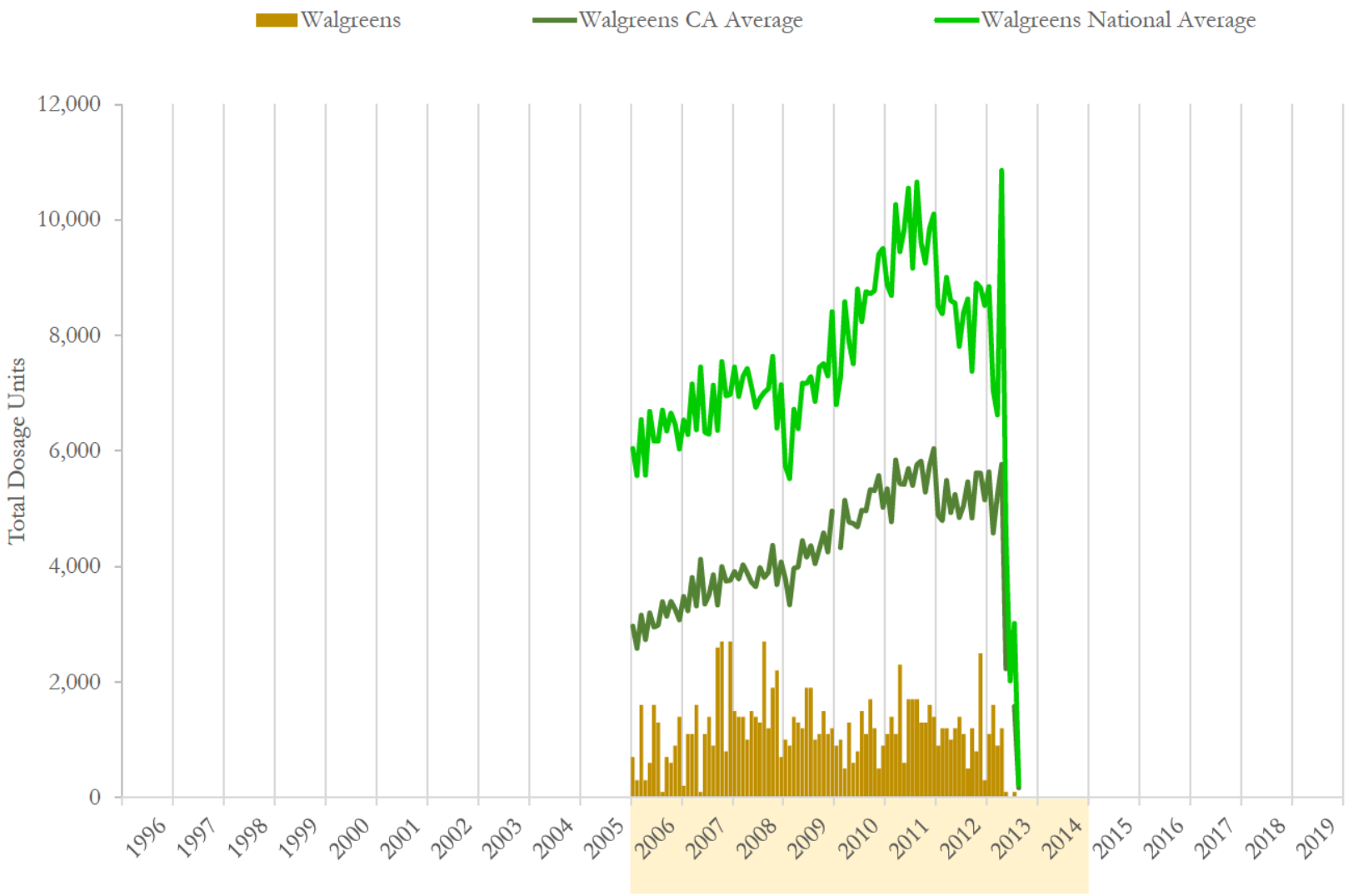

National and state averages reflect oxycodone shipped from Walgreen Co to all active pharmacies each month.
Data source: ARCOS (2006-2014) and Defendant Distribution Data (Walgreens 1/2006 - 3/2014)

Walgreens # 07043 (4/2004 to 12/2017)
DEA: BW8611774
459 Powell St
San Francisco, CA 94102

Walgreen Co Oxycodone Shipments to Walgreens # 07043

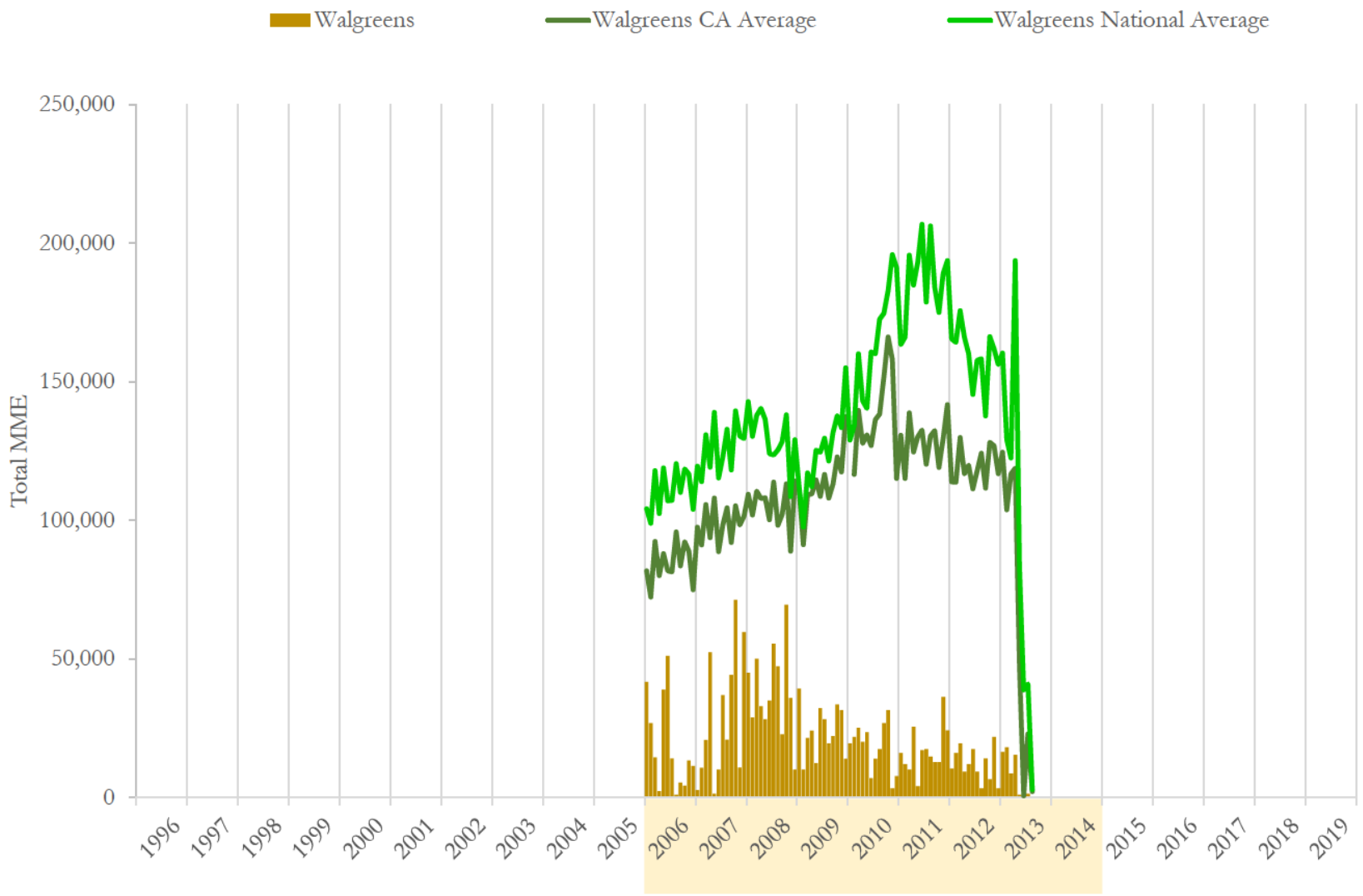

National and state averages reflect oxycodone shipped from Walgreen Co to all active pharmacies each month.
Data source: ARCOS (2006-2014) and Defendant Distribution Data (Walgreens 1/2006 - 3/2014)

Walgreens # 07043 (4/2004 to 12/2017)
DEA: BW8611774
459 Powell St
San Francisco, CA 94102

Walgreen Co Oxycodone Shipments to Walgreens # 07043

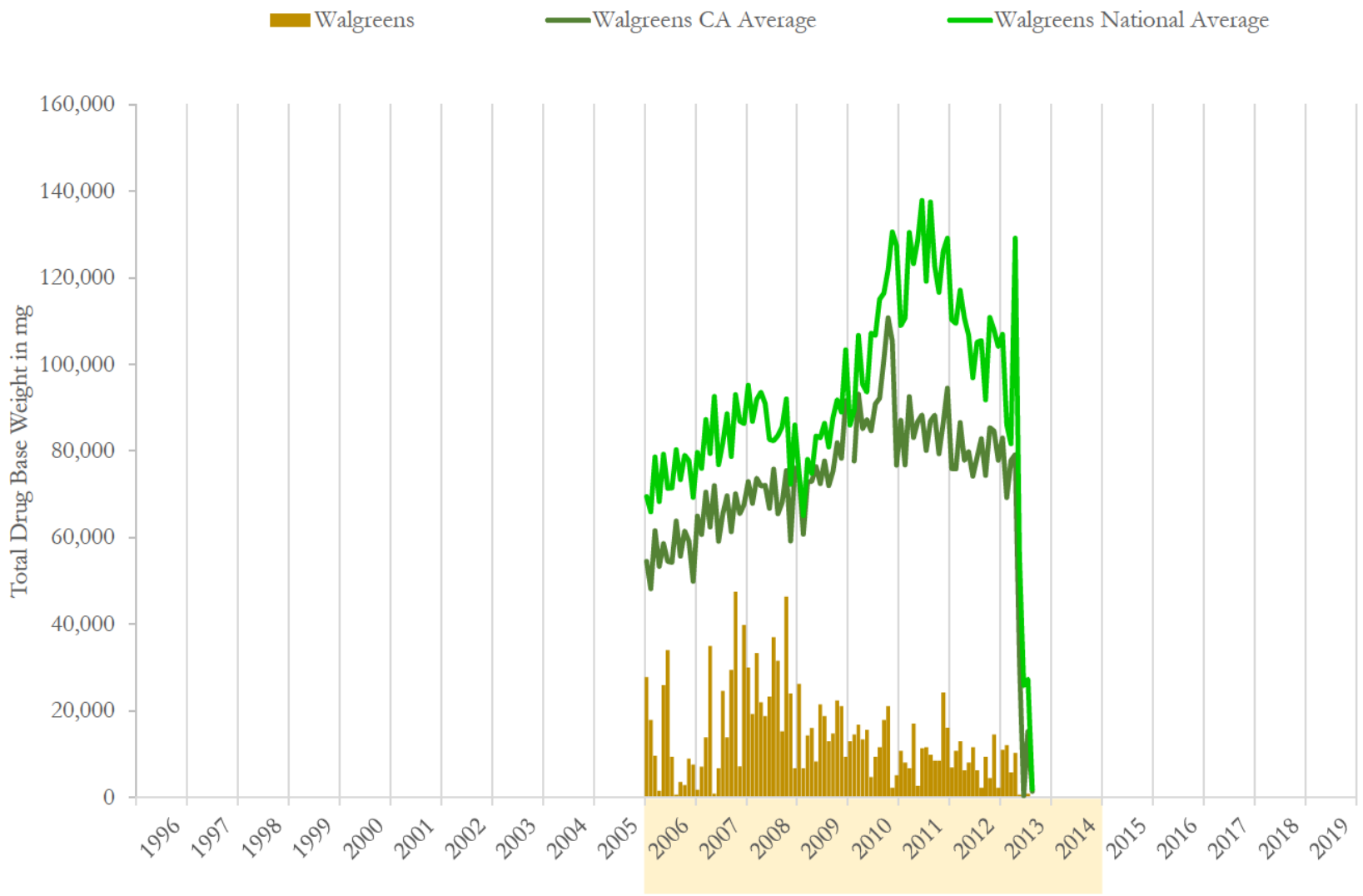

National and state averages reflect oxycodone shipped from Walgreen Co to all active pharmacies each month.
Data source: ARCOS (2006-2014) and Defendant Distribution Data (Walgreens 1/2006 - 3/2014)

Walgreens # 07043 (4/2004 to 12/2017)
DEA: BW8611774
459 Powell St
San Francisco, CA 94102

Walgreen Co Oxycodone Shipments to Walgreens # 07043

	Dosage Units		MME		Drug Base Weight in mg	
Date	Walgreens	% Change	Walgreens	% Change	Walgreens	% Change
01/2006	700	n/a	41,687	n/a	27,792	n/a
02/2006	300	-57.1%	26,895	-35.5%	17,930	-35.5%
03/2006	1,600	433.3%	14,456	-46.3%	9,637	-46.3%
04/2006	300	-81.3%	2,353	-83.7%	1,569	-83.7%
05/2006	600	100.0%	38,931	1554.3%	25,954	1554.3%
06/2006	1,600	166.7%	51,033	31.1%	34,022	31.1%
07/2006	1,300	-18.8%	14,120	-72.3%	9,413	-72.3%
08/2006	100	-92.3%	1,009	-92.9%	672	-92.9%
09/2006	700	600.0%	5,379	433.3%	3,586	433.3%
10/2006	600	-14.3%	4,370	-18.8%	2,914	-18.8%
11/2006	900	50.0%	13,448	207.7%	8,965	207.7%
12/2006	1,400	55.6%	11,430	-15.0%	7,620	-15.0%
01/2007	200	-85.7%	2,690	-76.5%	1,793	-76.5%
02/2007	1,100	450.0%	10,758	300.0%	7,172	300.0%
03/2007	1,100	0.0%	20,823	93.6%	13,882	93.6%
04/2007	1,600	45.5%	52,445	151.9%	34,964	151.9%
05/2007	100	-93.8%	1,345	-97.4%	897	-97.4%
06/2007	1,100	1000.0%	10,133	653.5%	6,755	653.5%
07/2007	1,400	27.3%	36,981	265.0%	24,654	265.0%
08/2007	900	-35.7%	20,844	-43.6%	13,896	-43.6%
09/2007	2,600	188.9%	44,208	112.1%	29,472	112.1%
10/2007	2,700	3.8%	71,319	61.3%	47,546	61.3%
11/2007	800	-70.4%	10,852	-84.8%	7,235	-84.8%
12/2007	2,700	237.5%	59,707	450.2%	39,805	450.2%

Data source: ARCOS (2006-2014) and Defendant Distribution Data (Walgreens 1/2006 - 3/2014)

Walgreens # 07043 (4/2004 to 12/2017)
DEA: BW8611774
459 Powell St
San Francisco, CA 94102

Walgreen Co Oxycodone Shipments to Walgreens # 07043

	Dosage Units		MME		Drug Base Weight in mg	
Date	Walgreens	% Change	Walgreens	% Change	Walgreens	% Change
01/2008	1,500	-44.4%	45,049	-24.5%	30,033	-24.5%
02/2008	1,400	-6.7%	28,912	-35.8%	19,275	-35.8%
03/2008	1,400	0.0%	50,092	73.3%	33,395	73.3%
04/2008	1,000	-28.6%	32,946	-34.2%	21,964	-34.2%
05/2008	1,500	50.0%	28,240	-14.3%	18,827	-14.3%
06/2008	1,400	-6.7%	34,964	23.8%	23,309	23.8%
07/2008	1,300	-7.1%	55,471	58.7%	36,981	58.7%
08/2008	2,700	107.7%	47,402	-14.5%	31,602	-14.5%
09/2008	1,200	-55.6%	22,861	-51.8%	15,241	-51.8%
10/2008	1,900	58.3%	69,591	204.4%	46,394	204.4%
11/2008	2,200	15.8%	35,972	-48.3%	23,981	-48.3%
12/2008	700	-68.2%	10,086	-72.0%	6,724	-72.0%
01/2009	1,000	42.9%	39,334	290.0%	26,223	290.0%
02/2009	900	-10.0%	10,086	-74.4%	6,724	-74.4%
03/2009	1,400	55.6%	21,516	113.3%	14,344	113.3%
04/2009	1,300	-7.1%	24,138	12.2%	16,092	12.2%
05/2009	1,200	-7.7%	12,439	-48.5%	8,293	-48.5%
06/2009	1,900	58.3%	32,274	159.5%	21,516	159.5%
07/2009	1,900	0.0%	28,240	-12.5%	18,827	-12.5%
08/2009	1,000	-47.4%	19,499	-31.0%	12,999	-31.0%
09/2009	1,100	10.0%	22,188	13.8%	14,792	13.8%
10/2009	1,500	36.4%	33,619	51.5%	22,413	51.5%
11/2009	1,100	-26.7%	31,602	-6.0%	21,068	-6.0%
12/2009	1,200	9.1%	14,053	-55.5%	9,368	-55.5%

Data source: ARCOS (2006-2014) and Defendant Distribution Data (Walgreens 1/2006 - 3/2014)

Walgreens # 07043 (4/2004 to 12/2017)
DEA: BW8611774
459 Powell St
San Francisco, CA 94102

Walgreen Co Oxycodone Shipments to Walgreens # 07043

	Dosage Units		MME		Drug Base Weight in mg	
Date	Walgreens	% Change	Walgreens	% Change	Walgreens	% Change
01/2010	900	-25.0%	19,499	38.8%	12,999	38.8%
02/2010	1,000	11.1%	21,852	12.1%	14,568	12.1%
03/2010	500	-50.0%	25,214	15.4%	16,809	15.4%
04/2010	1,300	160.0%	20,171	-20.0%	13,448	-20.0%
05/2010	600	-53.8%	23,533	16.7%	15,689	16.7%
06/2010	800	33.3%	7,060	-70.0%	4,707	-70.0%
07/2010	1,500	87.5%	14,053	99.0%	9,368	99.0%
08/2010	1,100	-26.7%	17,482	24.4%	11,655	24.4%
09/2010	1,700	54.5%	26,895	53.8%	17,930	53.8%
10/2010	1,200	-29.4%	31,602	17.5%	21,068	17.5%
11/2010	500	-58.3%	3,362	-89.4%	2,241	-89.4%
12/2010	900	80.0%	7,732	130.0%	5,155	130.0%
01/2011	1,100	22.2%	16,137	108.7%	10,758	108.7%
02/2011	1,400	27.3%	12,103	-25.0%	8,069	-25.0%
03/2011	1,100	-21.4%	10,086	-16.7%	6,724	-16.7%
04/2011	2,300	109.1%	25,550	153.3%	17,034	153.3%
05/2011	600	-73.9%	4,034	-84.2%	2,690	-84.2%
06/2011	1,700	183.3%	17,146	325.0%	11,430	325.0%
07/2011	1,700	0.0%	17,482	2.0%	11,655	2.0%
08/2011	1,700	0.0%	14,792	-15.4%	9,862	-15.4%
09/2011	1,300	-23.5%	12,775	-13.6%	8,517	-13.6%
10/2011	1,300	0.0%	12,775	0.0%	8,517	0.0%
11/2011	1,600	23.1%	36,308	184.2%	24,206	184.2%
12/2011	1,400	-12.5%	24,206	-33.3%	16,137	-33.3%

Data source: ARCOS (2006-2014) and Defendant Distribution Data (Walgreens 1/2006 - 3/2014)

Walgreens # 07043 (4/2004 to 12/2017)
DEA: BW8611774
459 Powell St
San Francisco, CA 94102

Walgreen Co Oxycodone Shipments to Walgreens # 07043

	Dosage Units		MME		Drug Base Weight in mg	
Date	Walgreens	% Change	Walgreens	% Change	Walgreens	% Change
01/2012	900	-35.7%	10,422	-56.9%	6,948	-56.9%
02/2012	1,200	33.3%	16,137	54.8%	10,758	54.8%
03/2012	1,200	0.0%	19,499	20.8%	12,999	20.8%
04/2012	1,000	-16.7%	9,413	-51.7%	6,276	-51.7%
05/2012	1,200	20.0%	12,103	28.6%	8,069	28.6%
06/2012	1,400	16.7%	17,482	44.4%	11,655	44.4%
07/2012	1,100	-21.4%	9,413	-46.2%	6,276	-46.2%
08/2012	500	-54.5%	3,362	-64.3%	2,241	-64.3%
09/2012	1,200	140.0%	14,120	320.0%	9,413	320.0%
10/2012	800	-33.3%	6,724	-52.4%	4,483	-52.4%
11/2012	2,500	212.5%	21,852	225.0%	14,568	225.0%
12/2012	300	-88.0%	3,362	-84.6%	2,241	-84.6%
01/2013	1,100	266.7%	16,473	390.0%	10,982	390.0%
02/2013	1,600	45.5%	18,154	10.2%	12,103	10.2%
03/2013	900	-43.8%	8,741	-51.9%	5,827	-51.9%
04/2013	1,200	33.3%	15,465	76.9%	10,310	76.9%
05/2013	100	-91.7%	1,009	-93.5%	672	-93.5%
06/2013	0	-100.0%	0	-100.0%	0	-100.0%
07/2013	100	n/a	1,345	n/a	897	n/a
08/2013	0	-100.0%	0	-100.0%	0	-100.0%
09/2013	0	n/a	0	n/a	0	n/a
10/2013	0	n/a	0	n/a	0	n/a
11/2013	0	n/a	0	n/a	0	n/a
12/2013	0	n/a	0	n/a	0	n/a

Data source: ARCOS (2006-2014) and Defendant Distribution Data (Walgreens 1/2006 - 3/2014)

Walgreens # 07043 (4/2004 to 12/2017)
DEA: BW8611774
459 Powell St
San Francisco, CA 94102

Walgreen Co Oxycodone Shipments to Walgreens # 07043

	Dosage Units		MME		Drug Base Weight in mg	
Date	Walgreens	% Change	Walgreens	% Change	Walgreens	% Change
1996	0		0		0	
1997	0	n/a	0	n/a	0	n/a
1998	0	n/a	0	n/a	0	n/a
1999	0	n/a	0	n/a	0	n/a
2000	0	n/a	0	n/a	0	n/a
2001	0	n/a	0	n/a	0	n/a
2002	0	n/a	0	n/a	0	n/a
2003	0	n/a	0	n/a	0	n/a
2004	0	n/a	0	n/a	0	n/a
2005	0	n/a	0	n/a	0	n/a
2006	10,100	n/a	225,111	n/a	150,074	n/a
2007	16,300	61.4%	342,104	52.0%	228,069	52.0%
2008	18,200	11.7%	461,585	34.9%	307,724	34.9%
2009	15,500	-14.8%	288,987	-37.4%	192,658	-37.4%
2010	12,000	-22.6%	218,455	-24.4%	145,636	-24.4%
2011	17,200	43.3%	203,393	-6.9%	135,596	-6.9%
2012	13,300	-22.7%	143,888	-29.3%	95,926	-29.3%
2013	5,000	-62.4%	61,186	-57.5%	40,791	-57.5%
2014	0	-100.0%	0	-100.0%	0	-100.0%
2015	0	n/a	0	n/a	0	n/a
2016	0	n/a	0	n/a	0	n/a
2017	0	n/a	0	n/a	0	n/a
2018	0	n/a	0	n/a	0	n/a
2019	0	n/a	0	n/a	0	n/a
Total	**107,600**		**1,944,709**		**1,296,473**	

Data source: ARCOS (2006-2014) and Defendant Distribution Data (Walgreens 1/2006 - 3/2014)

Walgreens # 07043 (4/2004 to 12/2017)
DEA: BW8611774
459 Powell St
San Francisco, CA 94102

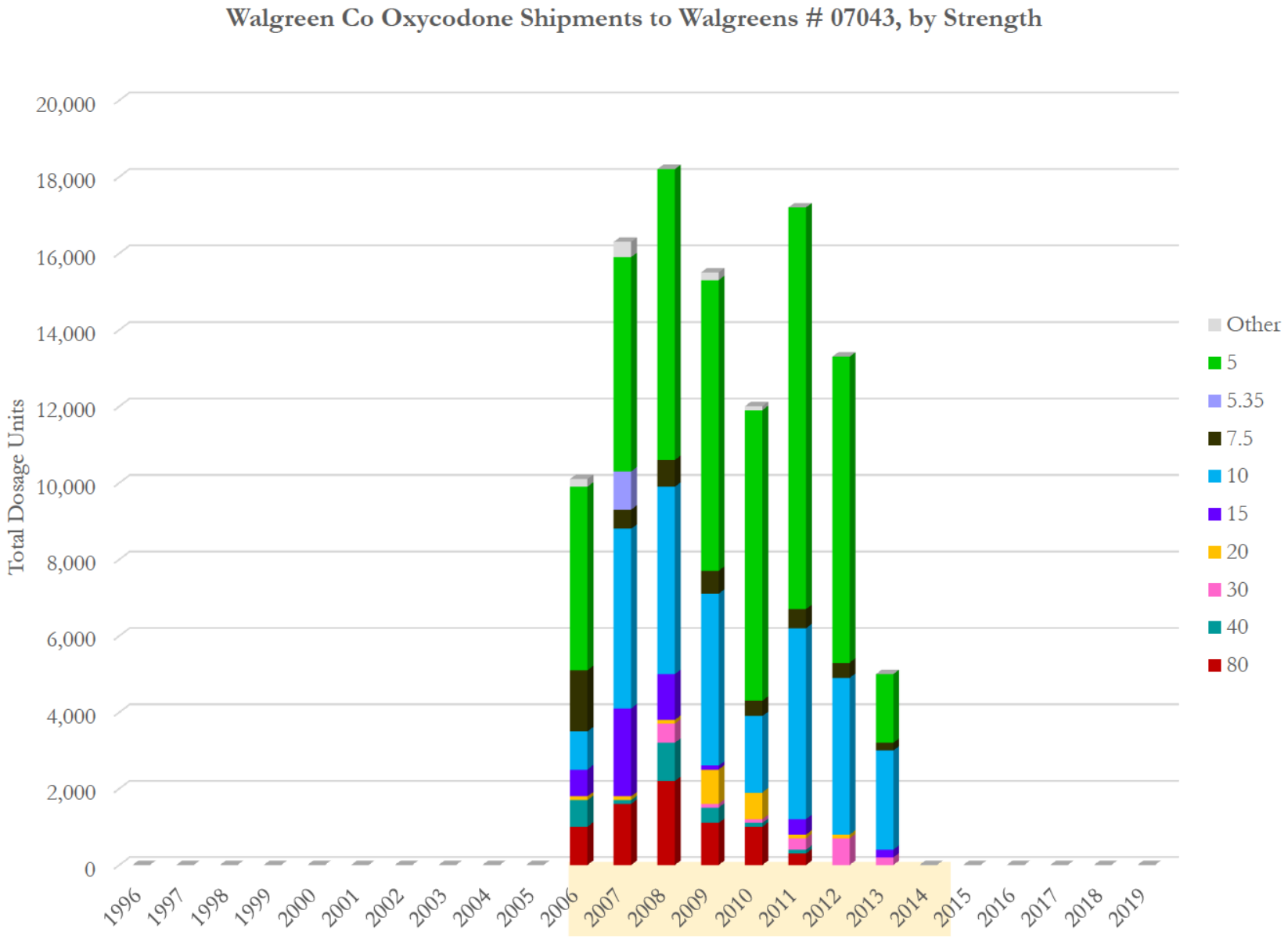

Data source: ARCOS (2006-2014) and Defendant Distribution Data (Walgreens 1/2006 - 3/2014)

Walgreens # 07043 (4/2004 to 12/2017)
DEA: BW8611774
459 Powell St
San Francisco, CA 94102

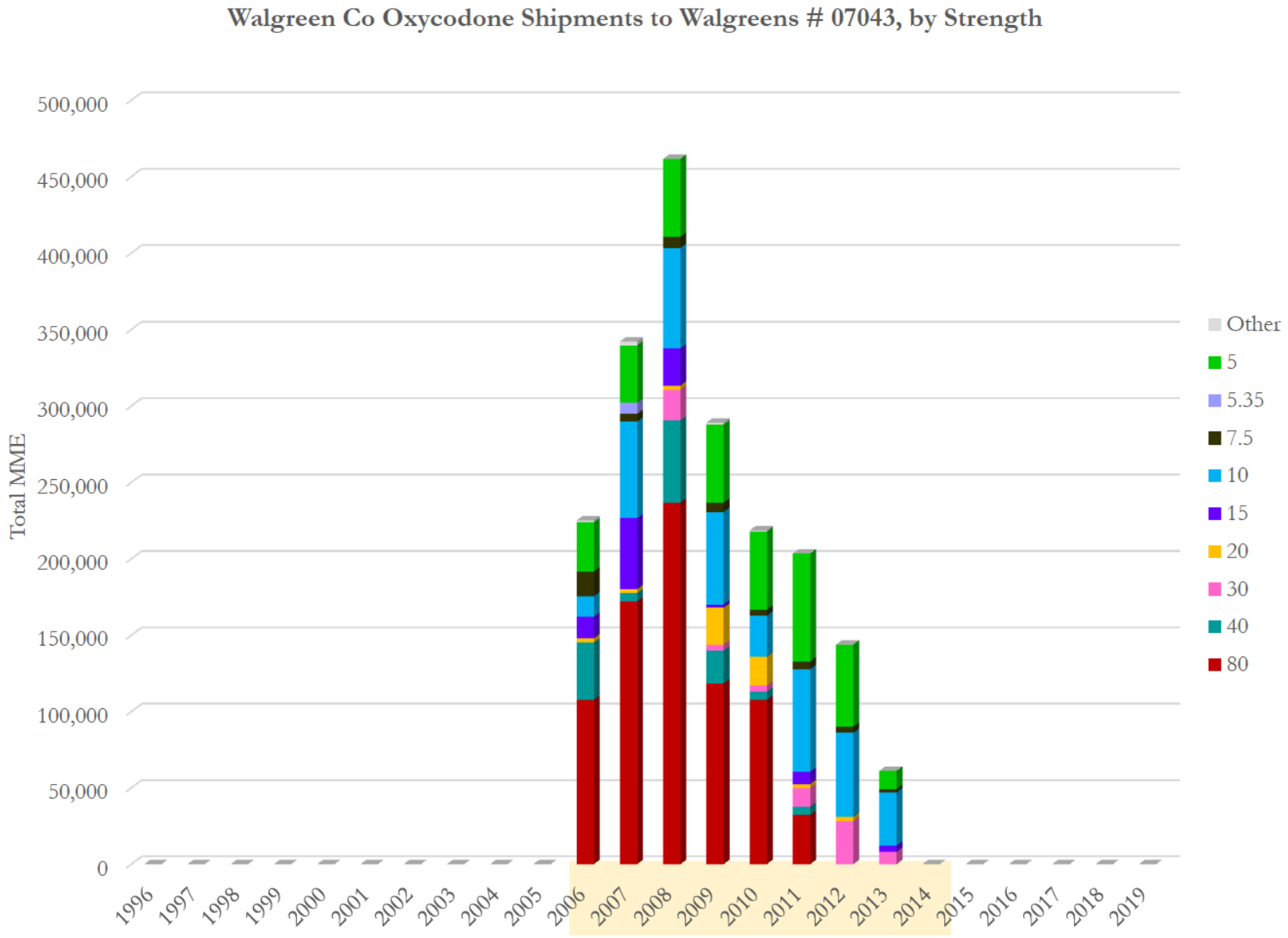

Data source: ARCOS (2006-2014) and Defendant Distribution Data (Walgreens 1/2006 - 3/2014)

Walgreens # 07043 (4/2004 to 12/2017)
DEA: BW8611774
459 Powell St
San Francisco, CA 94102

Walgreen Co Oxycodone Shipments to Walgreens # 07043, by Strength

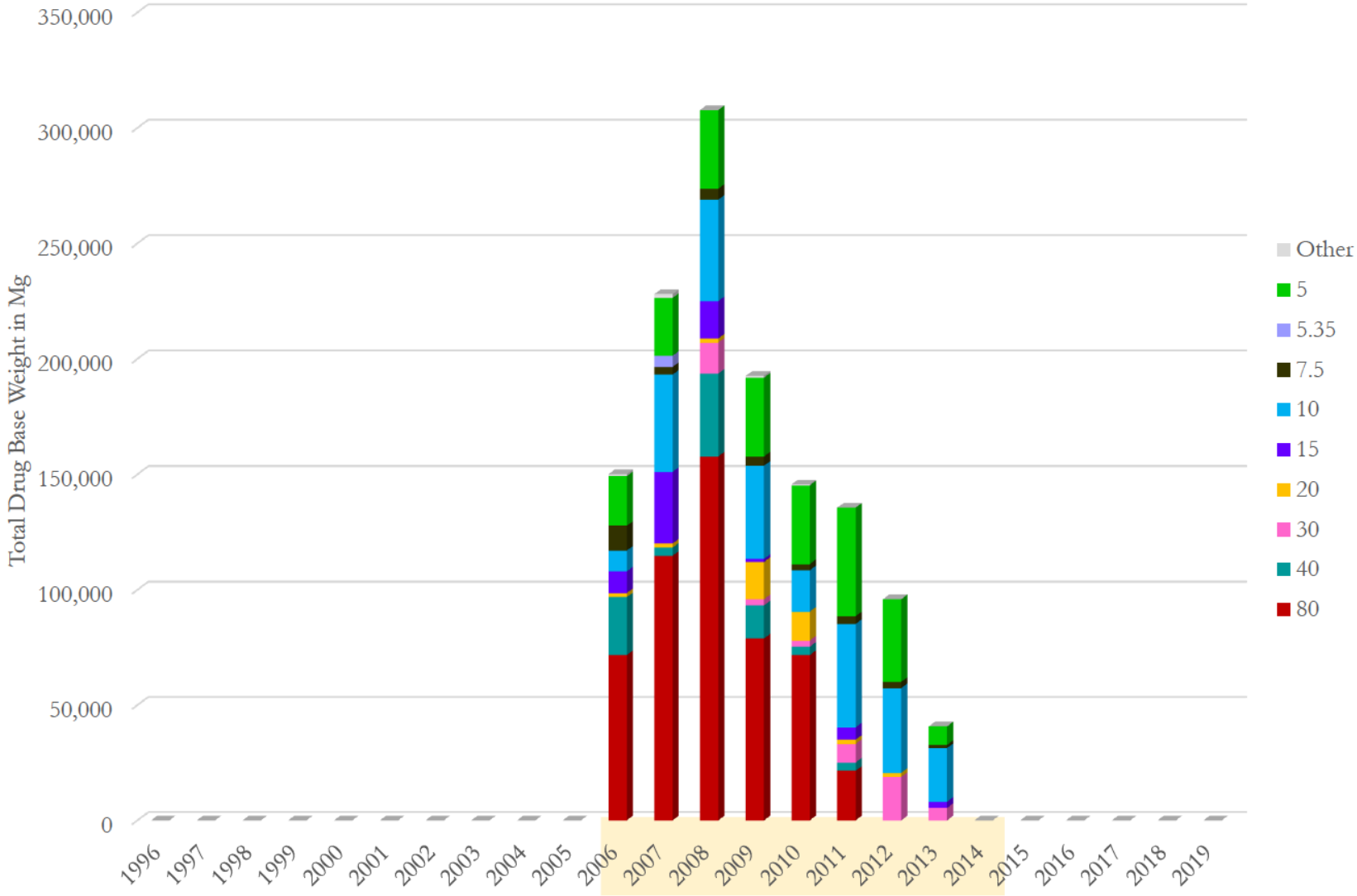

Data source: ARCOS (2006-2014) and Defendant Distribution Data (Walgreens 1/2006 - 3/2014)

Walgreens # 07043 (4/2004 to 12/2017)
DEA: BW8611774
459 Powell St
San Francisco, CA 94102

Walgreen Co Oxycodone Shipments to Walgreens # 07043, by Strength
(Total Dosage Units)

Strength Year\	80	40	30	20	15	10	7.5	5.35	5	Other	Total	Avg. Str
1996	0	0	0	0	0	0	0	0	0	0	**0**	
1997	0	0	0	0	0	0	0	0	0	0	**0**	
1998	0	0	0	0	0	0	0	0	0	0	**0**	
1999	0	0	0	0	0	0	0	0	0	0	**0**	
2000	0	0	0	0	0	0	0	0	0	0	**0**	
2001	0	0	0	0	0	0	0	0	0	0	**0**	
2002	0	0	0	0	0	0	0	0	0	0	**0**	
2003	0	0	0	0	0	0	0	0	0	0	**0**	
2004	0	0	0	0	0	0	0	0	0	0	**0**	
2005	0	0	0	0	0	0	0	0	0	0	**0**	
2006	1,000	700	0	100	700	1,000	1,600	0	4,800	200	**10,100**	16.82
2007	1,600	100	0	100	2,300	4,700	500	1,000	5,600	400	**16,300**	15.89
2008	2,200	1,000	500	100	1,200	4,900	700	0	7,600	0	**18,200**	18.86
2009	1,100	400	100	900	100	4,500	600	0	7,600	200	**15,500**	13.99
2010	1,000	100	100	700	0	2,000	400	0	7,600	100	**12,000**	13.61
2011	300	100	300	100	400	5,000	500	0	10,500	0	**17,200**	8.79
2012	0	0	700	100	0	4,100	400	0	8,000	0	**13,300**	8.05
2013	0	0	200	0	200	2,600	200	0	1,800	0	**5,000**	9.10
2014	0	0	0	0	0	0	0	0	0	0	**0**	
2015	0	0	0	0	0	0	0	0	0	0	**0**	
2016	0	0	0	0	0	0	0	0	0	0	**0**	
2017	0	0	0	0	0	0	0	0	0	0	**0**	
2018	0	0	0	0	0	0	0	0	0	0	**0**	
2019	0	0	0	0	0	0	0	0	0	0	**0**	
Total	**7,200**	**2,400**	**1,900**	**2,100**	**4,900**	**28,800**	**4,900**	**1,000**	**53,500**	**900**	**107,600**	13.52

Data source: ARCOS (2006-2014) and Defendant Distribution Data (Walgreens 1/2006 - 3/2014)

Walgreens # 07043 (4/2004 to 12/2017)
DEA: BW8611774
459 Powell St
San Francisco, CA 94102

Walgreen Co Oxycodone Shipments to Walgreens # 07043, by Strength (Total MME)

Strength Year\	80	40	30	20	15	10	7.5	5.35	5	Other	Total	Avg. Str
1996	0	0	0	0	0	0	0	0	0	0	**0**	
1997	0	0	0	0	0	0	0	0	0	0	**0**	
1998	0	0	0	0	0	0	0	0	0	0	**0**	
1999	0	0	0	0	0	0	0	0	0	0	**0**	
2000	0	0	0	0	0	0	0	0	0	0	**0**	
2001	0	0	0	0	0	0	0	0	0	0	**0**	
2002	0	0	0	0	0	0	0	0	0	0	**0**	
2003	0	0	0	0	0	0	0	0	0	0	**0**	
2004	0	0	0	0	0	0	0	0	0	0	**0**	
2005	0	0	0	0	0	0	0	0	0	0	**0**	
2006	107,580	37,653	0	2,690	14,120	13,448	16,137	0	32,274	1,210	**225,111**	16.82
2007	172,128	5,379	0	2,690	46,394	63,203	5,043	7,194	37,653	2,421	**342,104**	15.89
2008	236,676	53,790	20,171	2,690	24,206	65,893	7,060	0	51,101	0	**461,585**	18.86
2009	118,338	21,516	4,034	24,206	2,017	60,514	6,051	0	51,101	1,210	**288,987**	13.99
2010	107,580	5,379	4,034	18,827	0	26,895	4,034	0	51,101	605	**218,455**	13.61
2011	32,274	5,379	12,103	2,690	8,069	67,238	5,043	0	70,599	0	**203,393**	8.79
2012	0	0	28,240	2,690	0	55,135	4,034	0	53,790	0	**143,888**	8.05
2013	0	0	8,069	0	4,034	34,964	2,017	0	12,103	0	**61,186**	9.10
2014	0	0	0	0	0	0	0	0	0	0	**0**	
2015	0	0	0	0	0	0	0	0	0	0	**0**	
2016	0	0	0	0	0	0	0	0	0	0	**0**	
2017	0	0	0	0	0	0	0	0	0	0	**0**	
2018	0	0	0	0	0	0	0	0	0	0	**0**	
2019	0	0	0	0	0	0	0	0	0	0	**0**	
Total	**774,576**	**129,096**	**76,651**	**56,480**	**98,839**	**387,288**	**49,420**	**7,194**	**359,721**	**5,446**	**1,944,709**	13.52

Data source: ARCOS (2006-2014) and Defendant Distribution Data (Walgreens 1/2006 - 3/2014)

Walgreens # 07043 (4/2004 to 12/2017)
DEA: BW8611774
459 Powell St
San Francisco, CA 94102

Walgreen Co Oxycodone Shipments to Walgreens # 07043, by Strength
(Total Drug Base Weight in Milligram)

Strength Year\	80	40	30	20	15	10	7.5	5.35	5	Other	Total	Avg. Str
1996	0	0	0	0	0	0	0	0	0	0	**0**	
1997	0	0	0	0	0	0	0	0	0	0	**0**	
1998	0	0	0	0	0	0	0	0	0	0	**0**	
1999	0	0	0	0	0	0	0	0	0	0	**0**	
2000	0	0	0	0	0	0	0	0	0	0	**0**	
2001	0	0	0	0	0	0	0	0	0	0	**0**	
2002	0	0	0	0	0	0	0	0	0	0	**0**	
2003	0	0	0	0	0	0	0	0	0	0	**0**	
2004	0	0	0	0	0	0	0	0	0	0	**0**	
2005	0	0	0	0	0	0	0	0	0	0	**0**	
2006	71,720	25,102	0	1,793	9,413	8,965	10,758	0	21,516	807	**150,074**	16.82
2007	114,752	3,586	0	1,793	30,929	42,136	3,362	4,796	25,102	1,614	**228,069**	15.89
2008	157,784	35,860	13,448	1,793	16,137	43,929	4,707	0	34,067	0	**307,724**	18.86
2009	78,892	14,344	2,690	16,137	1,345	40,343	4,034	0	34,067	807	**192,658**	13.99
2010	71,720	3,586	2,690	12,551	0	17,930	2,690	0	34,067	403	**145,636**	13.61
2011	21,516	3,586	8,069	1,793	5,379	44,825	3,362	0	47,066	0	**135,596**	8.79
2012	0	0	18,827	1,793	0	36,757	2,690	0	35,860	0	**95,926**	8.05
2013	0	0	5,379	0	2,690	23,309	1,345	0	8,069	0	**40,791**	9.10
2014	0	0	0	0	0	0	0	0	0	0	**0**	
2015	0	0	0	0	0	0	0	0	0	0	**0**	
2016	0	0	0	0	0	0	0	0	0	0	**0**	
2017	0	0	0	0	0	0	0	0	0	0	**0**	
2018	0	0	0	0	0	0	0	0	0	0	**0**	
2019	0	0	0	0	0	0	0	0	0	0	**0**	
Total	**516,384**	**86,064**	**51,101**	**37,653**	**65,893**	**258,192**	**32,946**	**4,796**	**239,814**	**3,631**	**1,296,473**	13.52

Data source: ARCOS (2006-2014) and Defendant Distribution Data (Walgreens 1/2006 - 3/2014)

Walgreens # 07043 (4/2004 to 12/2017)
DEA: BW8611774
459 Powell St
San Francisco, CA 94102

Anda, Inc Hydrocodone Shipments to Walgreens # 07043

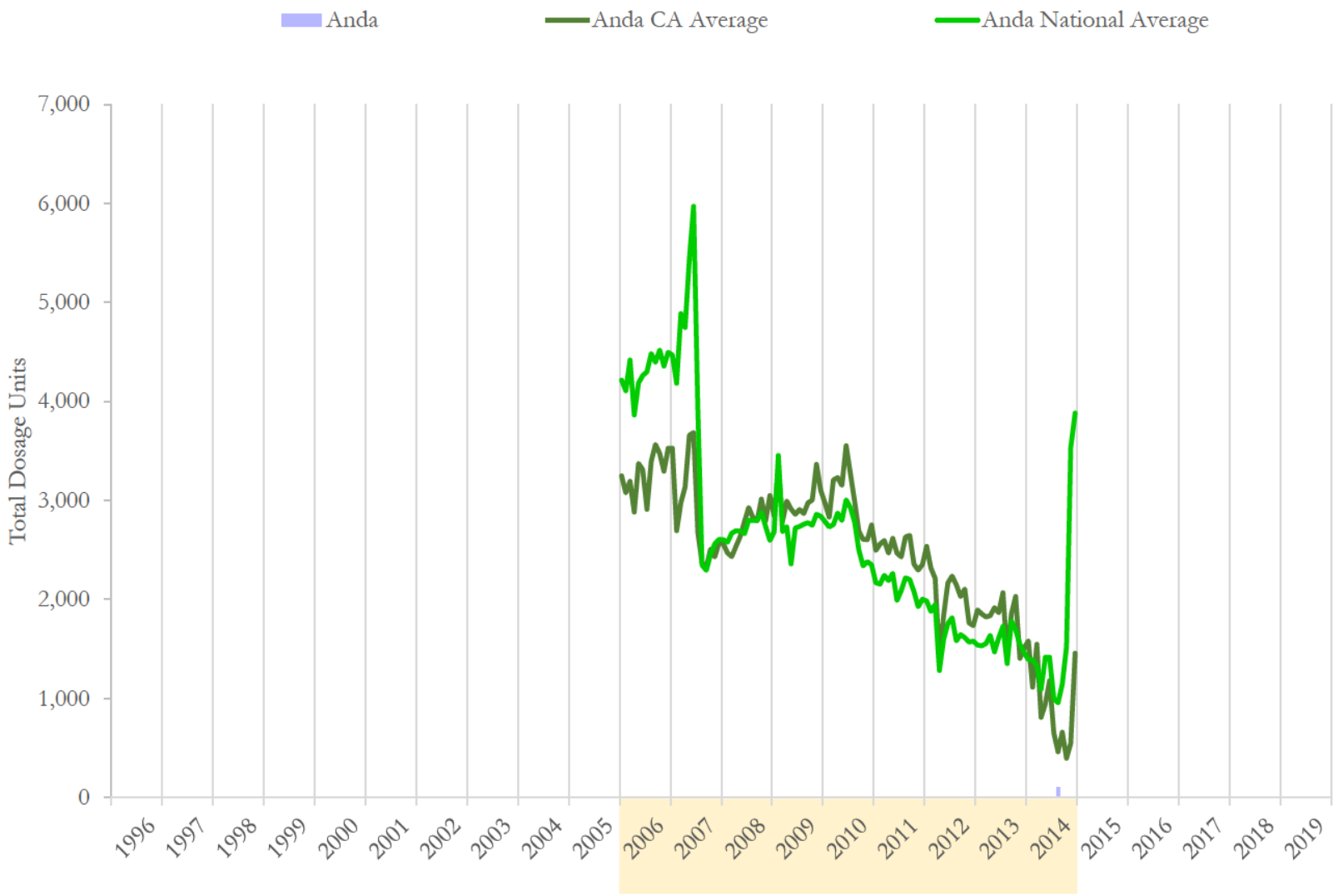

National and state averages reflect hydrocodone shipped from Anda, Inc to all active pharmacies each month.
Data source: ARCOS (2006-2014) and Defendant Distribution Data (Anda 12/1996 - 1/2015)

Walgreens # 07043 (4/2004 to 12/2017)
DEA: BW8611774
459 Powell St
San Francisco, CA 94102

Anda, Inc Hydrocodone Shipments to Walgreens # 07043

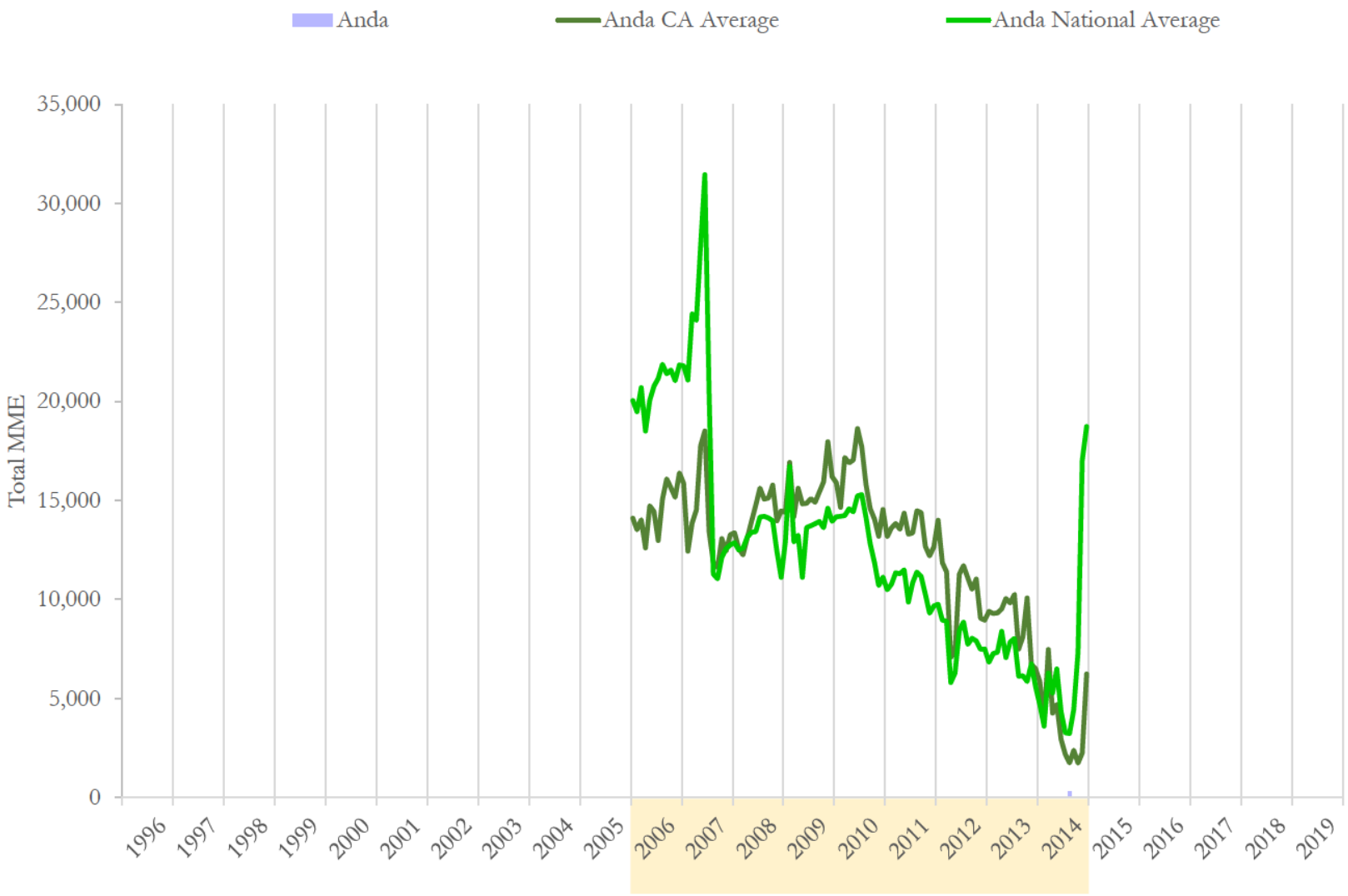

National and state averages reflect hydrocodone shipped from Anda, Inc to all active pharmacies each month.
Data source: ARCOS (2006-2014) and Defendant Distribution Data (Anda 12/1996 - 1/2015)

Walgreens # 07043 (4/2004 to 12/2017)
DEA: BW8611774
459 Powell St
San Francisco, CA 94102

Anda, Inc Hydrocodone Shipments to Walgreens # 07043

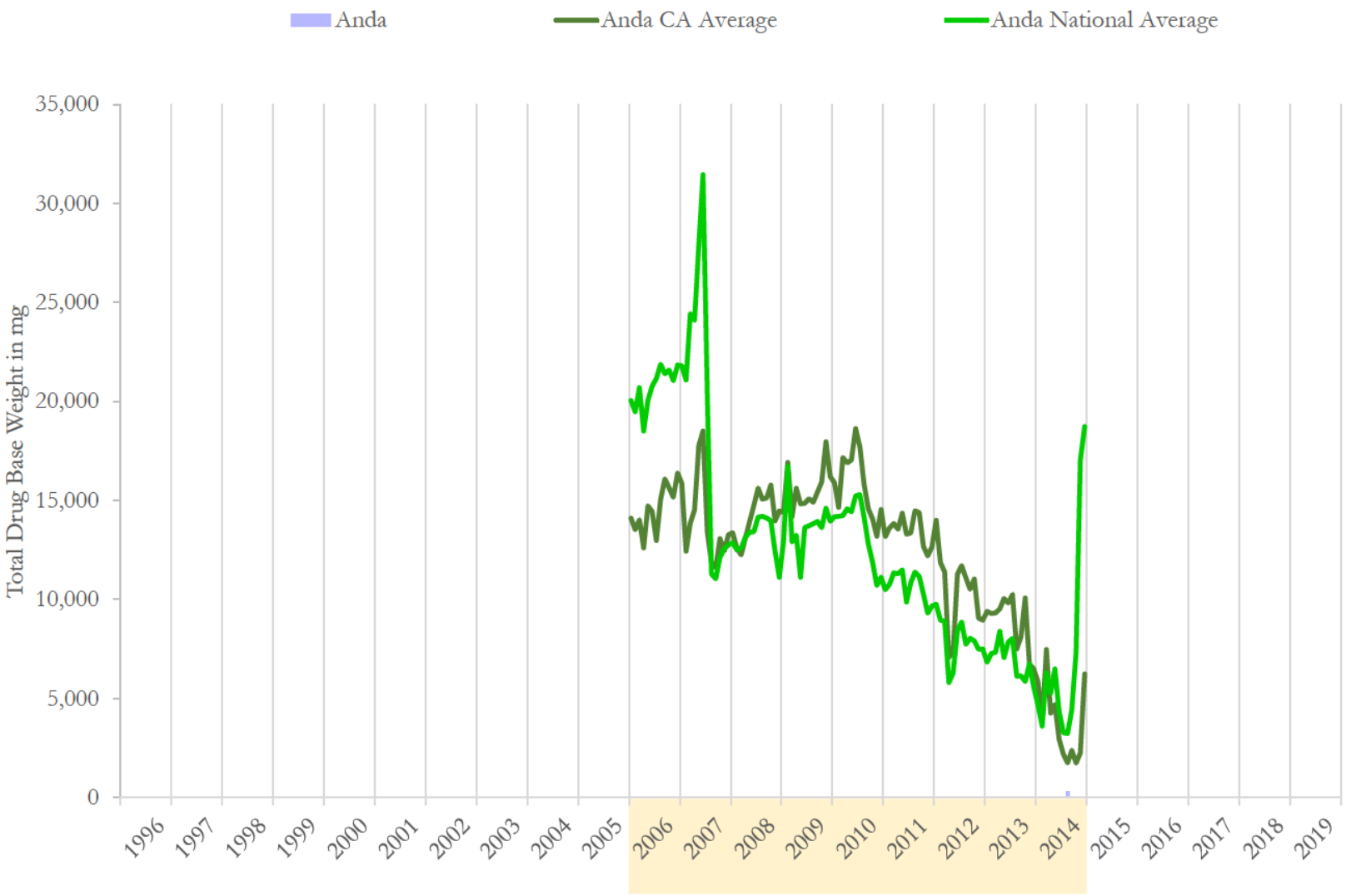

National and state averages reflect hydrocodone shipped from Anda, Inc to all active pharmacies each month.
Data source: ARCOS (2006-2014) and Defendant Distribution Data (Anda 12/1996 - 1/2015)

Anda, Inc Hydrocodone Shipments to Walgreens # 07043

	Dosage Units		MME		Drug Base Weight in mg	
Date	Anda	% Change	Anda	% Change	Anda	% Change
01/2014	0	n/a	0	n/a	0	n/a
02/2014	0	n/a	0	n/a	0	n/a
03/2014	0	n/a	0	n/a	0	n/a
04/2014	0	n/a	0	n/a	0	n/a
05/2014	0	n/a	0	n/a	0	n/a
06/2014	0	n/a	0	n/a	0	n/a
07/2014	0	n/a	0	n/a	0	n/a
08/2014	100	n/a	303	n/a	303	n/a
09/2014	0	-100.0%	0	-100.0%	0	-100.0%
10/2014	0	n/a	0	n/a	0	n/a
11/2014	0	n/a	0	n/a	0	n/a
12/2014	0	n/a	0	n/a	0	n/a
01/2015	0	n/a	0	n/a	0	n/a
02/2015	0	n/a	0	n/a	0	n/a
03/2015	0	n/a	0	n/a	0	n/a
04/2015	0	n/a	0	n/a	0	n/a
05/2015	0	n/a	0	n/a	0	n/a
06/2015	0	n/a	0	n/a	0	n/a
07/2015	0	n/a	0	n/a	0	n/a
08/2015	0	n/a	0	n/a	0	n/a
09/2015	0	n/a	0	n/a	0	n/a
10/2015	0	n/a	0	n/a	0	n/a
11/2015	0	n/a	0	n/a	0	n/a
12/2015	0	n/a	0	n/a	0	n/a

Data source: ARCOS (2006-2014) and Defendant Distribution Data (Anda 12/1996 - 1/2015)

Anda, Inc Hydrocodone Shipments to Walgreens # 07043

	Dosage Units		MME		Drug Base Weight in mg	
Date	**Anda**	**% Change**	**Anda**	**% Change**	**Anda**	**% Change**
1996	0		0		0	
1997	0	n/a	0	n/a	0	n/a
1998	0	n/a	0	n/a	0	n/a
1999	0	n/a	0	n/a	0	n/a
2000	0	n/a	0	n/a	0	n/a
2001	0	n/a	0	n/a	0	n/a
2002	0	n/a	0	n/a	0	n/a
2003	0	n/a	0	n/a	0	n/a
2004	0	n/a	0	n/a	0	n/a
2005	0	n/a	0	n/a	0	n/a
2006	0	n/a	0	n/a	0	n/a
2007	0	n/a	0	n/a	0	n/a
2008	0	n/a	0	n/a	0	n/a
2009	0	n/a	0	n/a	0	n/a
2010	0	n/a	0	n/a	0	n/a
2011	0	n/a	0	n/a	0	n/a
2012	0	n/a	0	n/a	0	n/a
2013	0	n/a	0	n/a	0	n/a
2014	100	n/a	303	n/a	303	n/a
2015	0	-100.0%	0	-100.0%	0	-100.0%
2016	0	n/a	0	n/a	0	n/a
2017	0	n/a	0	n/a	0	n/a
2018	0	n/a	0	n/a	0	n/a
2019	0	n/a	0	n/a	0	n/a
Total	**100**		**303**		**303**	

Data source: ARCOS (2006-2014) and Defendant Distribution Data (Anda 12/1996 - 1/2015)

Walgreens # 07043 (4/2004 to 12/2017)
DEA: BW8611774
459 Powell St
San Francisco, CA 94102

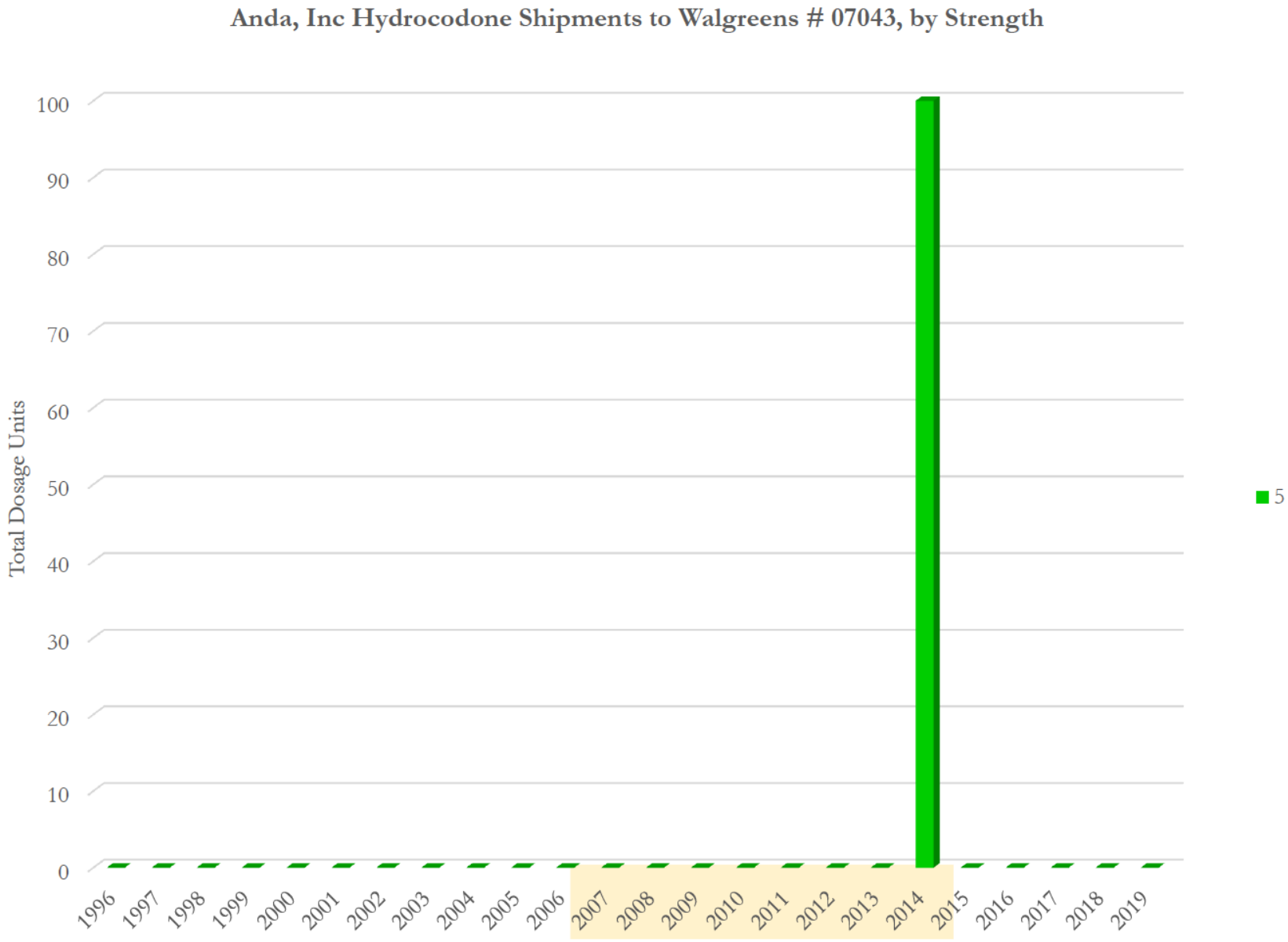

Data source: ARCOS (2006-2014) and Defendant Distribution Data (Anda 12/1996 - 1/2015)

Walgreens # 07043 (4/2004 to 12/2017)
DEA: BW8611774
459 Powell St
San Francisco, CA 94102

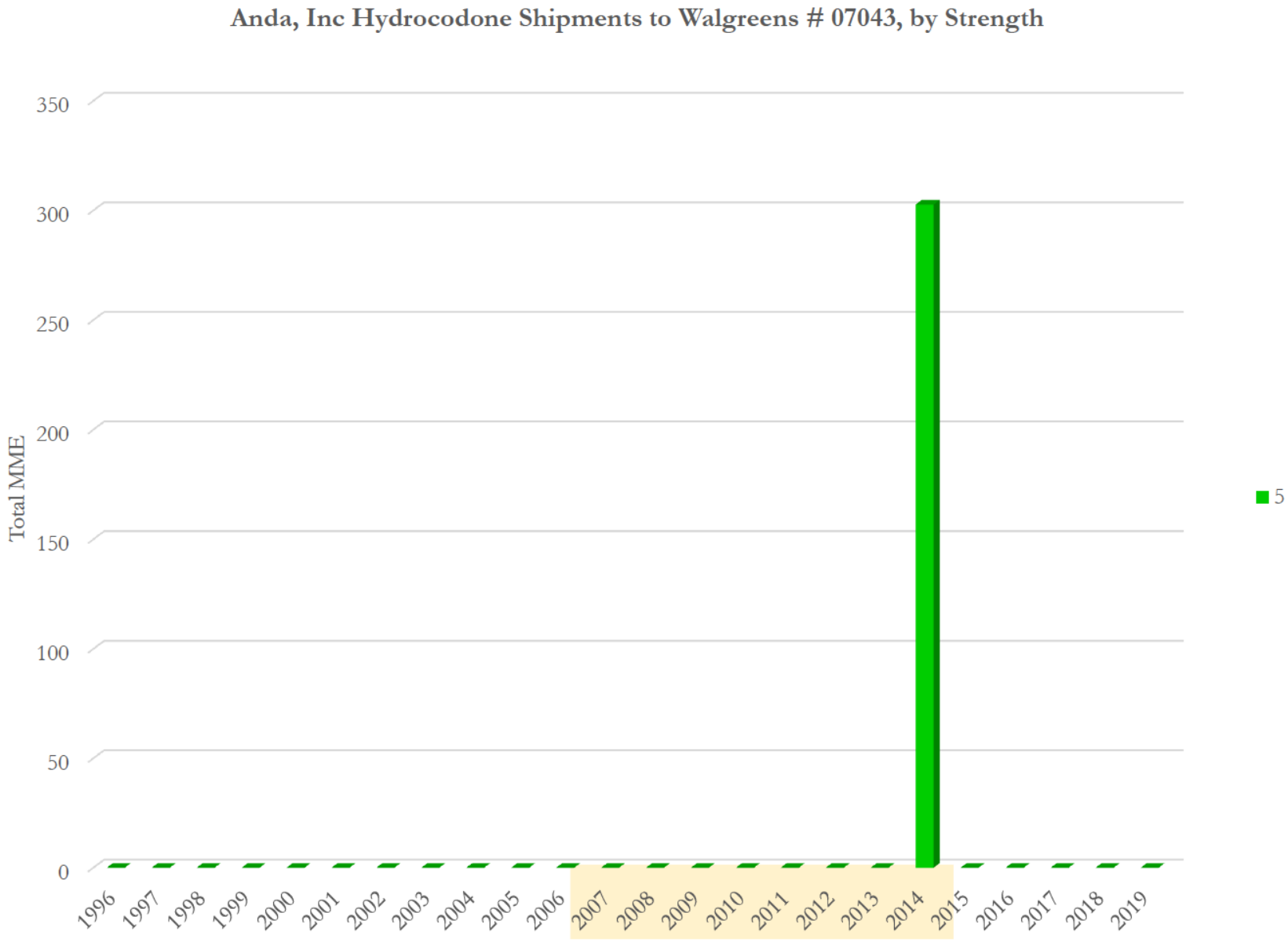

Data source: ARCOS (2006-2014) and Defendant Distribution Data (Anda 12/1996 - 1/2015)

Walgreens # 07043 (4/2004 to 12/2017)
DEA: BW8611774
459 Powell St
San Francisco, CA 94102

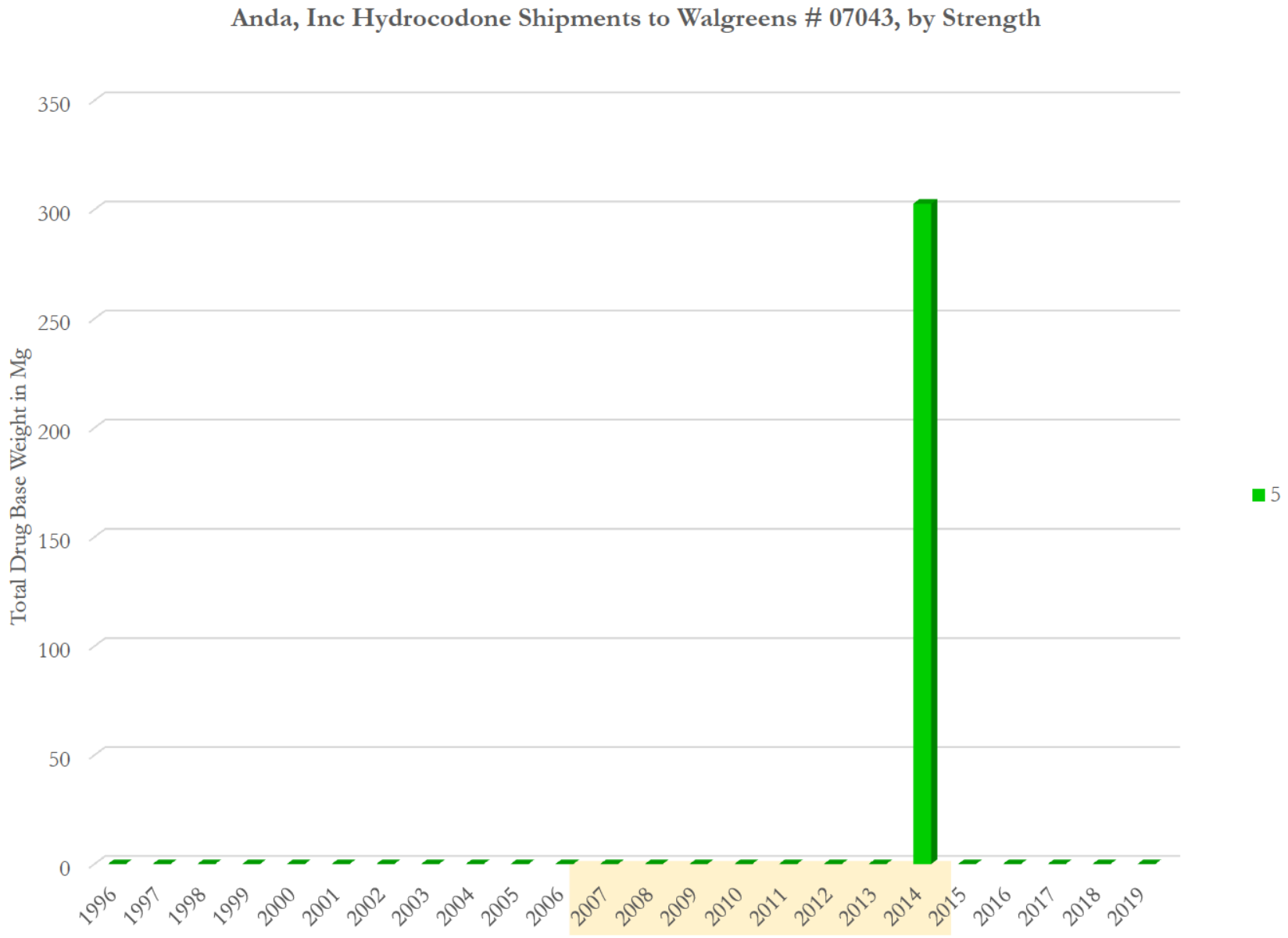

Data source: ARCOS (2006-2014) and Defendant Distribution Data (Anda 12/1996 - 1/2015)

Anda, Inc Hydrocodone Shipments to Walgreens # 07043, by Strength
(Total Dosage Units)

Strength Year\	5	Total	Avg. Str
1996	0	**0**	
1997	0	**0**	
1998	0	**0**	
1999	0	**0**	
2000	0	**0**	
2001	0	**0**	
2002	0	**0**	
2003	0	**0**	
2004	0	**0**	
2005	0	**0**	
2006	0	**0**	
2007	0	**0**	
2008	0	**0**	
2009	0	**0**	
2010	0	**0**	
2011	0	**0**	
2012	0	**0**	
2013	0	**0**	
2014	100	**100**	5.00
2015	0	**0**	
2016	0	**0**	
2017	0	**0**	
2018	0	**0**	
2019	0	**0**	
Total	**100**	**100**	5.00

Data source: ARCOS (2006-2014) and Defendant Distribution Data (Anda 12/1996 - 1/2015)

Anda, Inc Hydrocodone Shipments to Walgreens # 07043, by Strength
(Total MME)

Strength Year\	5	Total	Avg. Str
1996	0	**0**	
1997	0	**0**	
1998	0	**0**	
1999	0	**0**	
2000	0	**0**	
2001	0	**0**	
2002	0	**0**	
2003	0	**0**	
2004	0	**0**	
2005	0	**0**	
2006	0	**0**	
2007	0	**0**	
2008	0	**0**	
2009	0	**0**	
2010	0	**0**	
2011	0	**0**	
2012	0	**0**	
2013	0	**0**	
2014	303	**303**	5.00
2015	0	**0**	
2016	0	**0**	
2017	0	**0**	
2018	0	**0**	
2019	0	**0**	
Total	**303**	**303**	5.00

Data source: ARCOS (2006-2014) and Defendant Distribution Data (Anda 12/1996 - 1/2015)

Anda, Inc Hydrocodone Shipments to Walgreens # 07043, by Strength
(Total Drug Base Weight in Milligram)

Strength Year\	5	Total	Avg. Str
1996	0	**0**	
1997	0	**0**	
1998	0	**0**	
1999	0	**0**	
2000	0	**0**	
2001	0	**0**	
2002	0	**0**	
2003	0	**0**	
2004	0	**0**	
2005	0	**0**	
2006	0	**0**	
2007	0	**0**	
2008	0	**0**	
2009	0	**0**	
2010	0	**0**	
2011	0	**0**	
2012	0	**0**	
2013	0	**0**	
2014	303	**303**	5.00
2015	0	**0**	
2016	0	**0**	
2017	0	**0**	
2018	0	**0**	
2019	0	**0**	
Total	**303**	**303**	5.00

Data source: ARCOS (2006-2014) and Defendant Distribution Data (Anda 12/1996 - 1/2015)

Walgreens # 07043 (4/2004 to 12/2017)
DEA: BW8611774
459 Powell St
San Francisco, CA 94102

Walgreen Co Hydrocodone Shipments to Walgreens # 07043

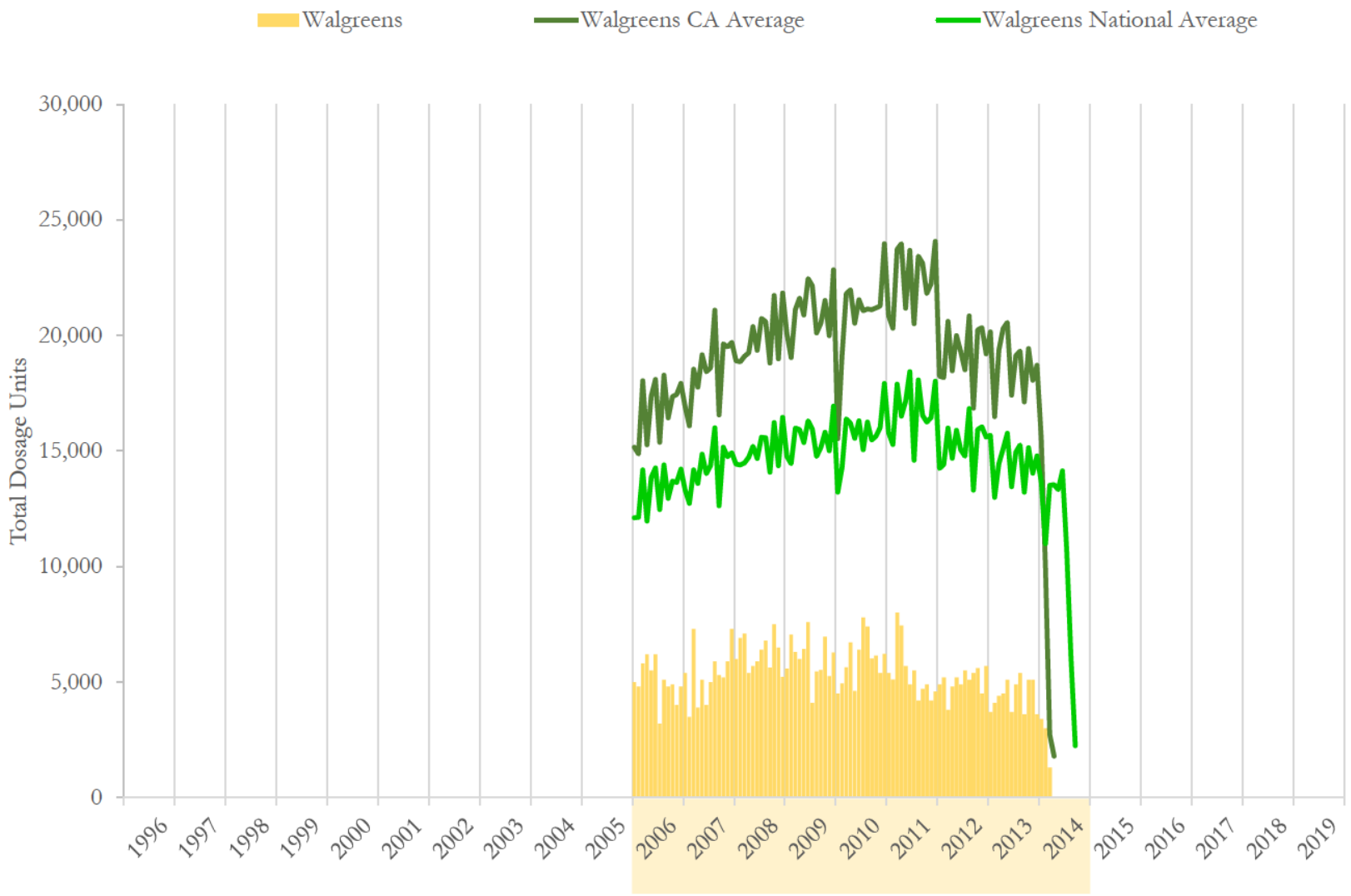

National and state averages reflect hydrocodone shipped from Walgreen Co to all active pharmacies each month.
Data source: ARCOS (2006-2014) and Defendant Distribution Data (Walgreens 1/2006 - 3/2014)

Walgreens # 07043 (4/2004 to 12/2017)
DEA: BW8611774
459 Powell St
San Francisco, CA 94102

Walgreen Co Hydrocodone Shipments to Walgreens # 07043

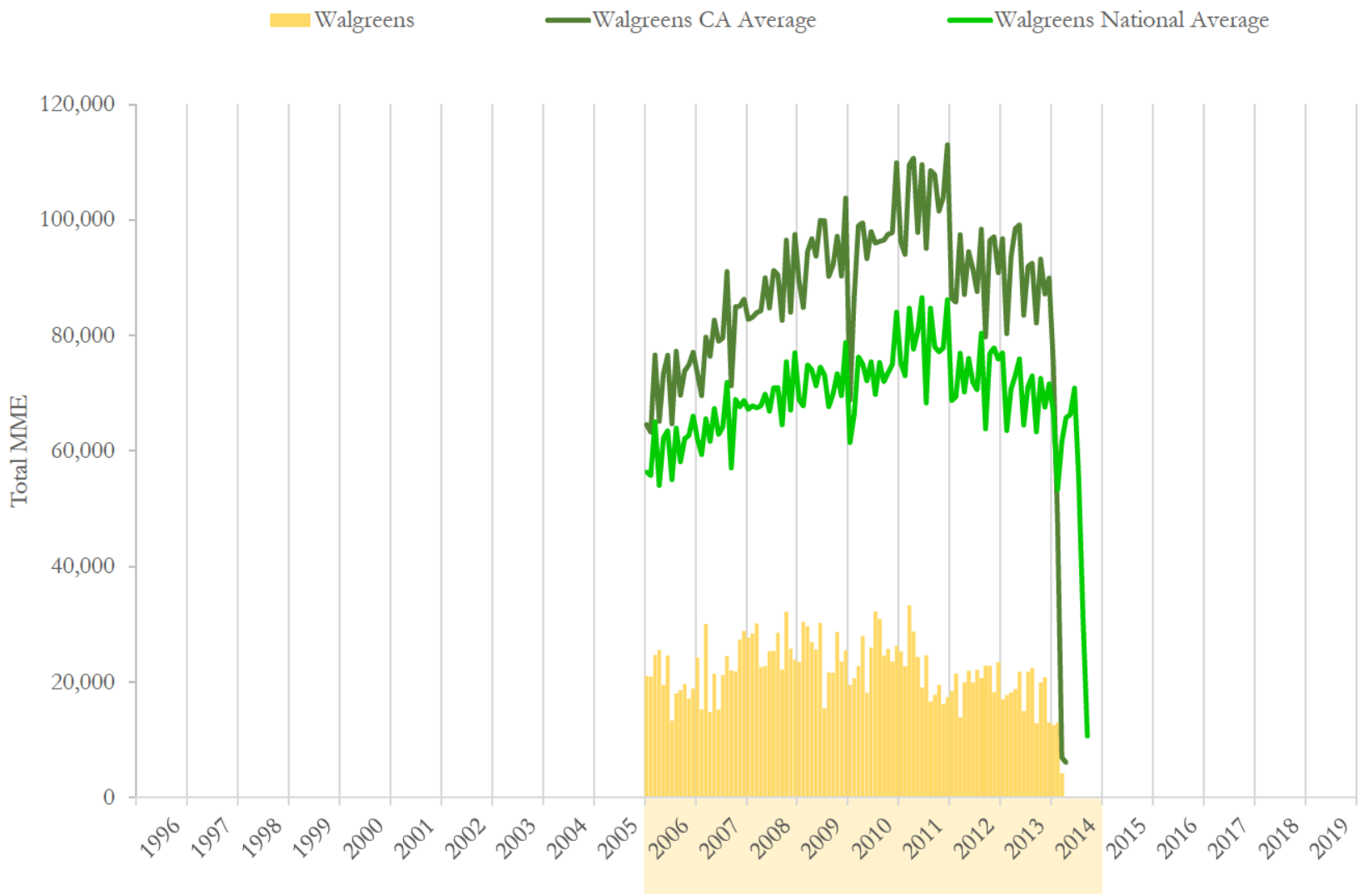

National and state averages reflect hydrocodone shipped from Walgreen Co to all active pharmacies each month.
Data source: ARCOS (2006-2014) and Defendant Distribution Data (Walgreens 1/2006 - 3/2014)

Walgreens # 07043 (4/2004 to 12/2017)
DEA: BW8611774
459 Powell St
San Francisco, CA 94102

Walgreen Co Hydrocodone Shipments to Walgreens # 07043

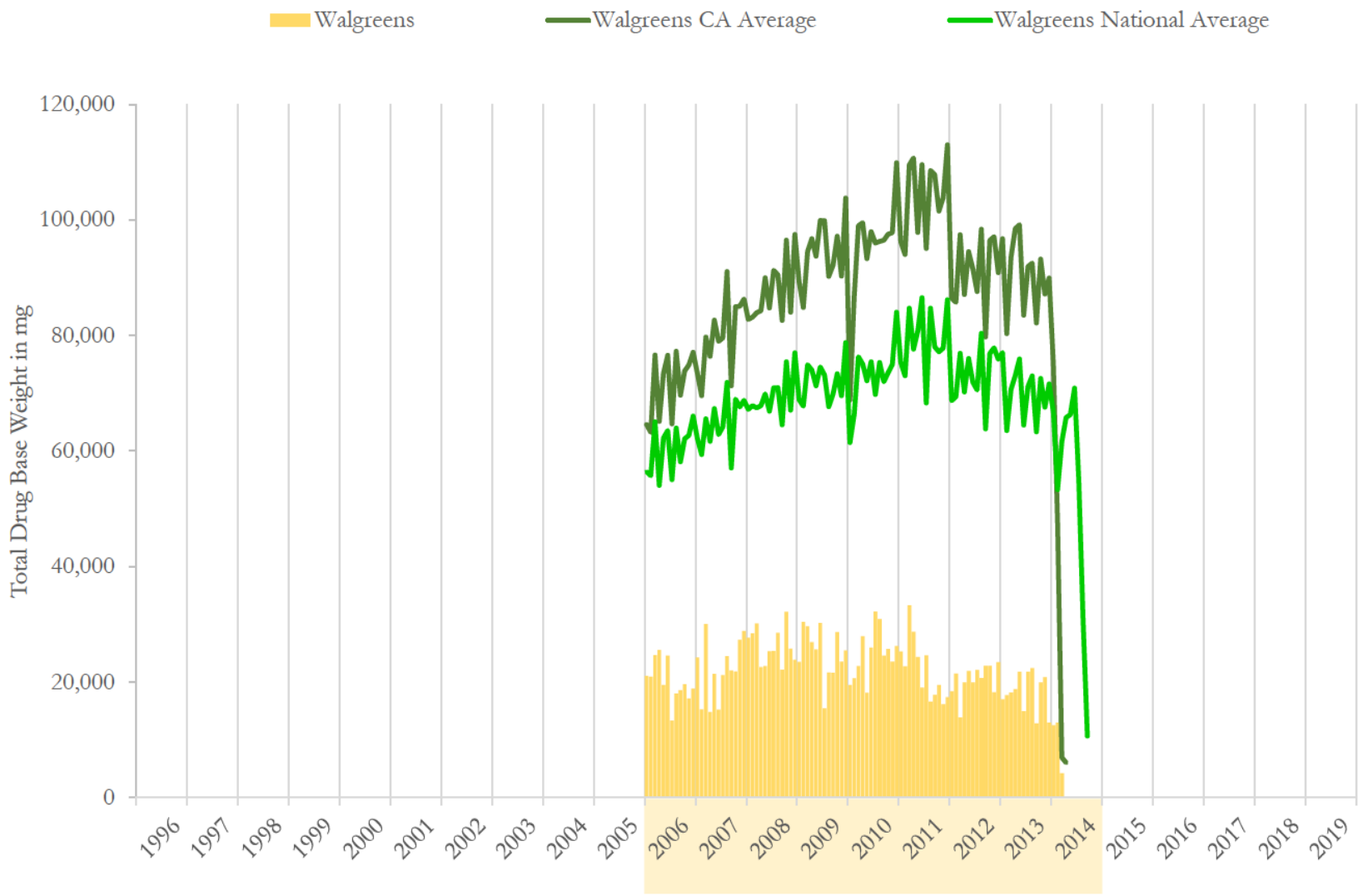

National and state averages reflect hydrocodone shipped from Walgreen Co to all active pharmacies each month.
Data source: ARCOS (2006-2014) and Defendant Distribution Data (Walgreens 1/2006 - 3/2014)

Walgreens # 07043 (4/2004 to 12/2017)
DEA: BW8611774
459 Powell St
San Francisco, CA 94102

Walgreen Co Hydrocodone Shipments to Walgreens # 07043

	Dosage Units		MME		Drug Base Weight in mg	
Date	Walgreens	% Change	Walgreens	% Change	Walgreens	% Change
01/2006	5,000	n/a	21,059	n/a	21,059	n/a
02/2006	4,800	-4.0%	20,940	-0.6%	20,940	-0.6%
03/2006	5,800	20.8%	24,683	17.9%	24,683	17.9%
04/2006	6,200	6.9%	25,529	3.4%	25,529	3.4%
05/2006	5,500	-11.3%	19,524	-23.5%	19,524	-23.5%
06/2006	6,200	12.7%	24,556	25.8%	24,556	25.8%
07/2006	3,200	-48.4%	13,339	-45.7%	13,339	-45.7%
08/2006	5,100	59.4%	17,986	34.8%	17,986	34.8%
09/2006	4,800	-5.9%	18,583	3.3%	18,583	3.3%
10/2006	4,900	2.1%	19,651	5.7%	19,651	5.7%
11/2006	4,000	-18.4%	17,172	-12.6%	17,172	-12.6%
12/2006	4,800	20.0%	18,854	9.8%	18,854	9.8%
01/2007	5,400	12.5%	24,269	28.7%	24,269	28.7%
02/2007	3,500	-35.2%	15,270	-37.1%	15,270	-37.1%
03/2007	7,300	108.6%	30,062	96.9%	30,062	96.9%
04/2007	3,900	-46.6%	14,816	-50.7%	14,816	-50.7%
05/2007	5,100	30.8%	21,418	44.6%	21,418	44.6%
06/2007	4,000	-21.6%	15,238	-28.9%	15,238	-28.9%
07/2007	5,000	25.0%	21,210	39.2%	21,210	39.2%
08/2007	5,900	18.0%	24,478	15.4%	24,478	15.4%
09/2007	5,300	-10.2%	22,032	-10.0%	22,032	-10.0%
10/2007	5,200	-1.9%	21,824	-0.9%	21,824	-0.9%
11/2007	5,900	13.5%	27,325	25.2%	27,325	25.2%
12/2007	7,300	23.7%	28,827	5.5%	28,827	5.5%

Data source: ARCOS (2006-2014) and Defendant Distribution Data (Walgreens 1/2006 - 3/2014)

Walgreens # 07043 (4/2004 to 12/2017)
DEA: BW8611774
459 Powell St
San Francisco, CA 94102

Walgreen Co Hydrocodone Shipments to Walgreens # 07043

	Dosage Units		MME		Drug Base Weight in mg	
Date	Walgreens	% Change	Walgreens	% Change	Walgreens	% Change
01/2008	6,000	-17.8%	27,645	-4.1%	27,645	-4.1%
02/2008	6,900	15.0%	28,418	2.8%	28,418	2.8%
03/2008	7,100	2.9%	30,180	6.2%	30,180	6.2%
04/2008	5,400	-23.9%	22,621	-25.0%	22,621	-25.0%
05/2008	5,700	5.6%	22,805	0.8%	22,805	0.8%
06/2008	5,900	3.5%	25,329	11.1%	25,329	11.1%
07/2008	6,400	8.5%	25,378	0.2%	25,378	0.2%
08/2008	6,800	6.3%	28,516	12.4%	28,516	12.4%
09/2008	5,620	-17.4%	22,161	-22.3%	22,161	-22.3%
10/2008	7,500	33.5%	32,164	45.1%	32,164	45.1%
11/2008	6,500	-13.3%	25,816	-19.7%	25,816	-19.7%
12/2008	5,220	-19.7%	23,880	-7.5%	23,880	-7.5%
01/2009	5,580	6.9%	23,473	-1.7%	23,473	-1.7%
02/2009	7,060	26.5%	30,425	29.6%	30,425	29.6%
03/2009	6,300	-10.8%	29,637	-2.6%	29,637	-2.6%
04/2009	6,000	-4.8%	26,924	-9.2%	26,924	-9.2%
05/2009	6,440	7.3%	25,653	-4.7%	25,653	-4.7%
06/2009	7,600	18.0%	30,270	18.0%	30,270	18.0%
07/2009	4,100	-46.1%	15,438	-49.0%	15,438	-49.0%
08/2009	5,460	33.2%	21,687	40.5%	21,687	40.5%
09/2009	5,520	1.1%	21,613	-0.3%	21,613	-0.3%
10/2009	6,960	26.1%	28,649	32.6%	28,649	32.6%
11/2009	5,260	-24.4%	23,504	-18.0%	23,504	-18.0%
12/2009	6,280	19.4%	25,457	8.3%	25,457	8.3%

Data source: ARCOS (2006-2014) and Defendant Distribution Data (Walgreens 1/2006 - 3/2014)

Walgreens # 07043 (4/2004 to 12/2017)
DEA: BW8611774
459 Powell St
San Francisco, CA 94102

Walgreen Co Hydrocodone Shipments to Walgreens # 07043

	Dosage Units		MME		Drug Base Weight in mg	
Date	Walgreens	% Change	Walgreens	% Change	Walgreens	% Change
01/2010	4,500	-28.3%	19,508	-23.4%	19,508	-23.4%
02/2010	4,940	9.8%	20,674	6.0%	20,674	6.0%
03/2010	5,640	14.2%	22,777	10.2%	22,777	10.2%
04/2010	6,720	19.1%	27,945	22.7%	27,945	22.7%
05/2010	4,620	-31.3%	18,124	-35.1%	18,124	-35.1%
06/2010	6,400	38.5%	25,983	43.4%	25,983	43.4%
07/2010	7,800	21.9%	32,181	23.9%	32,181	23.9%
08/2010	7,400	-5.1%	30,875	-4.1%	30,875	-4.1%
09/2010	6,020	-18.6%	24,575	-20.4%	24,575	-20.4%
10/2010	6,140	2.0%	25,731	4.7%	25,731	4.7%
11/2010	5,400	-12.1%	23,529	-8.6%	23,529	-8.6%
12/2010	6,220	15.2%	26,248	11.6%	26,248	11.6%
01/2011	5,400	-13.2%	25,296	-3.6%	25,296	-3.6%
02/2011	5,120	-5.2%	22,742	-10.1%	22,742	-10.1%
03/2011	8,000	56.3%	33,297	46.4%	33,297	46.4%
04/2011	7,440	-7.0%	28,696	-13.8%	28,696	-13.8%
05/2011	5,700	-23.4%	24,351	-15.1%	24,351	-15.1%
06/2011	4,900	-14.0%	19,054	-21.8%	19,054	-21.8%
07/2011	5,500	12.2%	24,597	29.1%	24,597	29.1%
08/2011	4,200	-23.6%	16,608	-32.5%	16,608	-32.5%
09/2011	4,700	11.9%	17,786	7.1%	17,786	7.1%
10/2011	4,900	4.3%	19,524	9.8%	19,524	9.8%
11/2011	4,200	-14.3%	16,194	-17.1%	16,194	-17.1%
12/2011	4,600	9.5%	17,389	7.4%	17,389	7.4%

Data source: ARCOS (2006-2014) and Defendant Distribution Data (Walgreens 1/2006 - 3/2014)

Walgreens # 07043 (4/2004 to 12/2017)
DEA: BW8611774
459 Powell St
San Francisco, CA 94102

Walgreen Co Hydrocodone Shipments to Walgreens # 07043

	Dosage Units		MME		Drug Base Weight in mg	
Date	Walgreens	% Change	Walgreens	% Change	Walgreens	% Change
01/2012	4,900	6.5%	18,416	5.9%	18,416	5.9%
02/2012	5,200	6.1%	21,484	16.7%	21,484	16.7%
03/2012	3,800	-26.9%	13,900	-35.3%	13,900	-35.3%
04/2012	4,800	26.3%	19,946	43.5%	19,946	43.5%
05/2012	5,200	8.3%	21,930	9.9%	21,930	9.9%
06/2012	4,900	-5.8%	19,946	-9.0%	19,946	-9.0%
07/2012	5,500	12.2%	22,097	10.8%	22,097	10.8%
08/2012	5,100	-7.3%	20,727	-6.2%	20,727	-6.2%
09/2012	5,400	5.9%	22,846	10.2%	22,846	10.2%
10/2012	5,600	3.7%	22,813	-0.1%	22,813	-0.1%
11/2012	4,500	-19.6%	18,265	-19.9%	18,265	-19.9%
12/2012	5,700	26.7%	23,419	28.2%	23,419	28.2%
01/2013	3,700	-35.1%	16,989	-27.5%	16,989	-27.5%
02/2013	4,100	10.8%	17,754	4.5%	17,754	4.5%
03/2013	4,400	7.3%	18,224	2.6%	18,224	2.6%
04/2013	4,500	2.3%	18,767	3.0%	18,767	3.0%
05/2013	5,100	13.3%	21,794	16.1%	21,794	16.1%
06/2013	3,700	-27.5%	14,984	-31.3%	14,984	-31.3%
07/2013	4,900	32.4%	21,794	45.5%	21,794	45.5%
08/2013	5,400	10.2%	22,384	2.7%	22,384	2.7%
09/2013	3,600	-33.3%	12,865	-42.5%	12,865	-42.5%
10/2013	5,100	41.7%	19,946	55.0%	19,946	55.0%
11/2013	5,100	0.0%	20,862	4.6%	20,862	4.6%
12/2013	3,600	-29.4%	13,016	-37.6%	13,016	-37.6%

Data source: ARCOS (2006-2014) and Defendant Distribution Data (Walgreens 1/2006 - 3/2014)

Walgreens # 07043 (4/2004 to 12/2017)
DEA: BW8611774
459 Powell St
San Francisco, CA 94102

Walgreen Co Hydrocodone Shipments to Walgreens # 07043

	Dosage Units		MME		Drug Base Weight in mg	
Date	Walgreens	% Change	Walgreens	% Change	Walgreens	% Change
01/2014	3,400	-5.6%	12,530	-3.7%	12,530	-3.7%
02/2014	3,000	-11.8%	12,984	3.6%	12,984	3.6%
03/2014	1,300	-56.7%	4,238	-67.4%	4,238	-67.4%
04/2014	0	-100.0%	0	-100.0%	0	-100.0%
05/2014	0	n/a	0	n/a	0	n/a
06/2014	0	n/a	0	n/a	0	n/a
07/2014	0	n/a	0	n/a	0	n/a
08/2014	0	n/a	0	n/a	0	n/a
09/2014	0	n/a	0	n/a	0	n/a
10/2014	0	n/a	0	n/a	0	n/a
11/2014	0	n/a	0	n/a	0	n/a
12/2014	0	n/a	0	n/a	0	n/a
01/2015	0	n/a	0	n/a	0	n/a
02/2015	0	n/a	0	n/a	0	n/a
03/2015	0	n/a	0	n/a	0	n/a
04/2015	0	n/a	0	n/a	0	n/a
05/2015	0	n/a	0	n/a	0	n/a
06/2015	0	n/a	0	n/a	0	n/a
07/2015	0	n/a	0	n/a	0	n/a
08/2015	0	n/a	0	n/a	0	n/a
09/2015	0	n/a	0	n/a	0	n/a
10/2015	0	n/a	0	n/a	0	n/a
11/2015	0	n/a	0	n/a	0	n/a
12/2015	0	n/a	0	n/a	0	n/a

Data source: ARCOS (2006-2014) and Defendant Distribution Data (Walgreens 1/2006 - 3/2014)

Walgreens # 07043 (4/2004 to 12/2017)
DEA: BW8611774
459 Powell St
San Francisco, CA 94102

Walgreen Co Hydrocodone Shipments to Walgreens # 07043

	Dosage Units		MME		Drug Base Weight in mg	
Date	Walgreens	% Change	Walgreens	% Change	Walgreens	% Change
1996	0		0		0	
1997	0	n/a	0	n/a	0	n/a
1998	0	n/a	0	n/a	0	n/a
1999	0	n/a	0	n/a	0	n/a
2000	0	n/a	0	n/a	0	n/a
2001	0	n/a	0	n/a	0	n/a
2002	0	n/a	0	n/a	0	n/a
2003	0	n/a	0	n/a	0	n/a
2004	0	n/a	0	n/a	0	n/a
2005	0	n/a	0	n/a	0	n/a
2006	60,300	n/a	241,877	n/a	241,877	n/a
2007	63,800	5.8%	266,769	10.3%	266,769	10.3%
2008	75,040	17.6%	314,913	18.0%	314,913	18.0%
2009	72,560	-3.3%	302,729	-3.9%	302,729	-3.9%
2010	71,800	-1.0%	298,150	-1.5%	298,150	-1.5%
2011	64,660	-9.9%	265,534	-10.9%	265,534	-10.9%
2012	60,600	-6.3%	245,787	-7.4%	245,787	-7.4%
2013	53,200	-12.2%	219,379	-10.7%	219,379	-10.7%
2014	7,700	-85.5%	29,751	-86.4%	29,751	-86.4%
2015	0	-100.0%	0	-100.0%	0	-100.0%
2016	0	n/a	0	n/a	0	n/a
2017	0	n/a	0	n/a	0	n/a
2018	0	n/a	0	n/a	0	n/a
2019	0	n/a	0	n/a	0	n/a
Total	**529,660**		**2,184,889**		**2,184,889**	

Data source: ARCOS (2006-2014) and Defendant Distribution Data (Walgreens 1/2006 - 3/2014)

Walgreens # 07043 (4/2004 to 12/2017)
DEA: BW8611774
459 Powell St
San Francisco, CA 94102

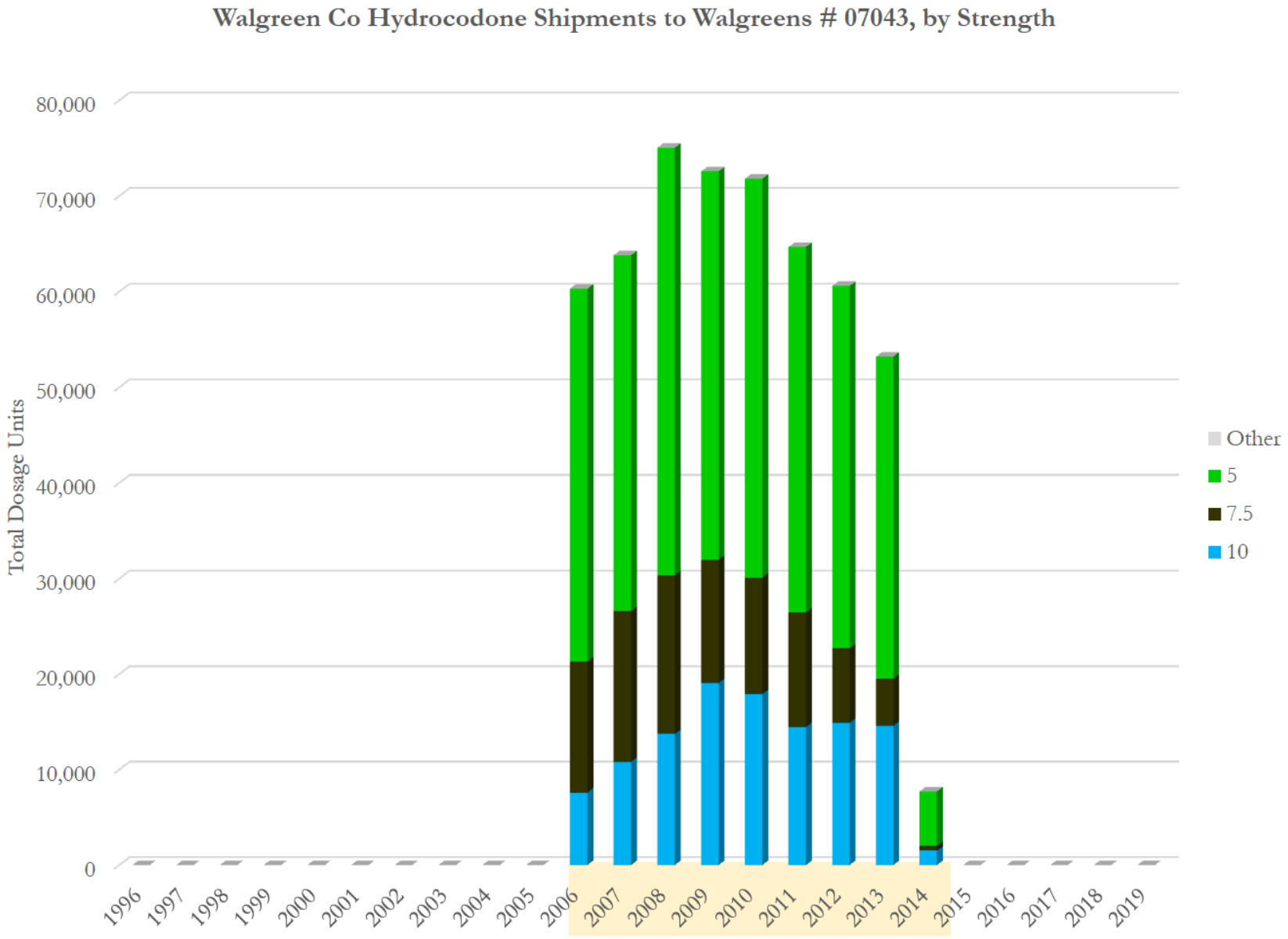

Data source: ARCOS (2006-2014) and Defendant Distribution Data (Walgreens 1/2006 - 3/2014)

Walgreens # 07043 (4/2004 to 12/2017)
DEA: BW8611774
459 Powell St
San Francisco, CA 94102

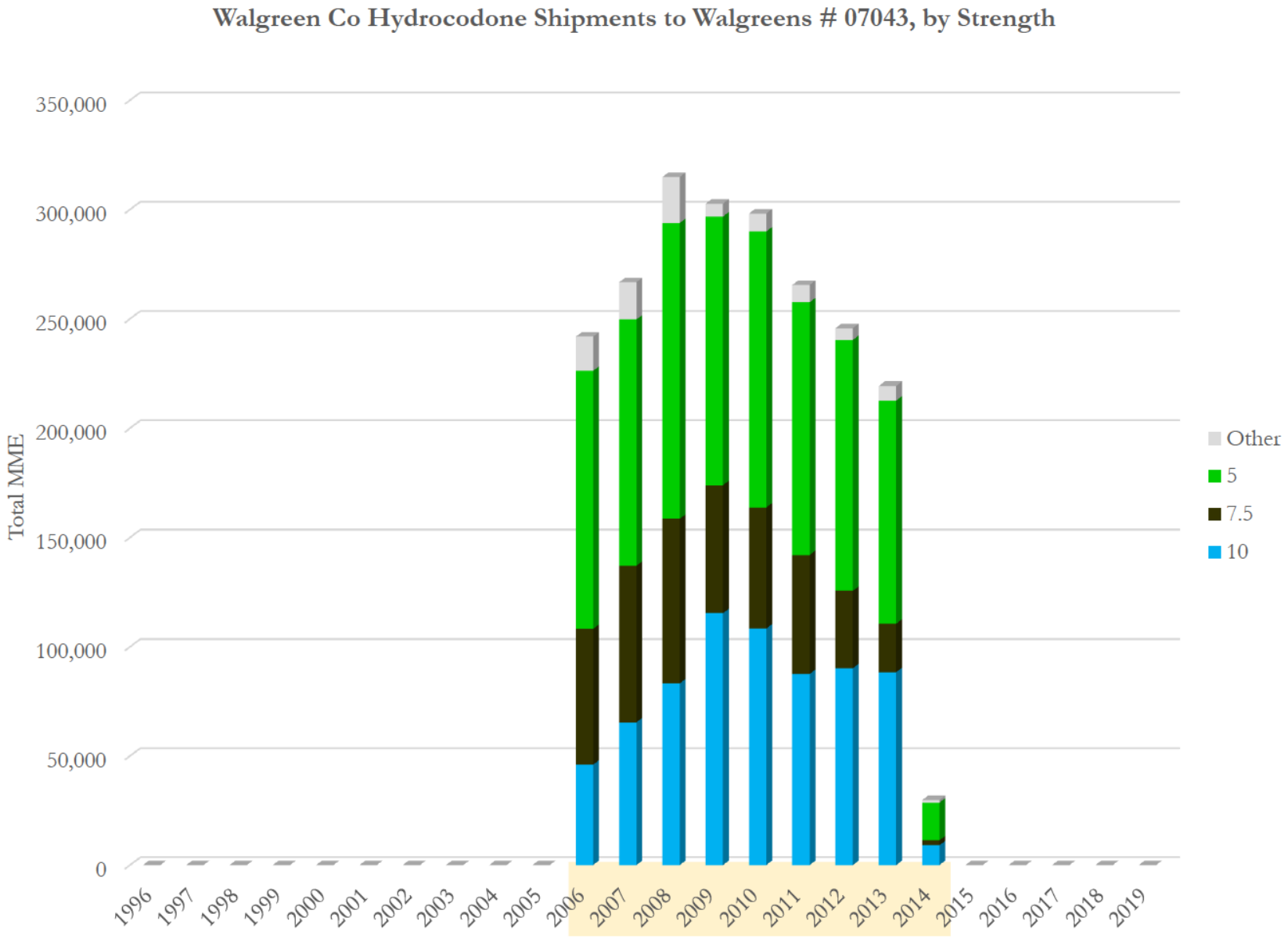

Data source: ARCOS (2006-2014) and Defendant Distribution Data (Walgreens 1/2006 - 3/2014)

Walgreens # 07043 (4/2004 to 12/2017)
DEA: BW8611774
459 Powell St
San Francisco, CA 94102

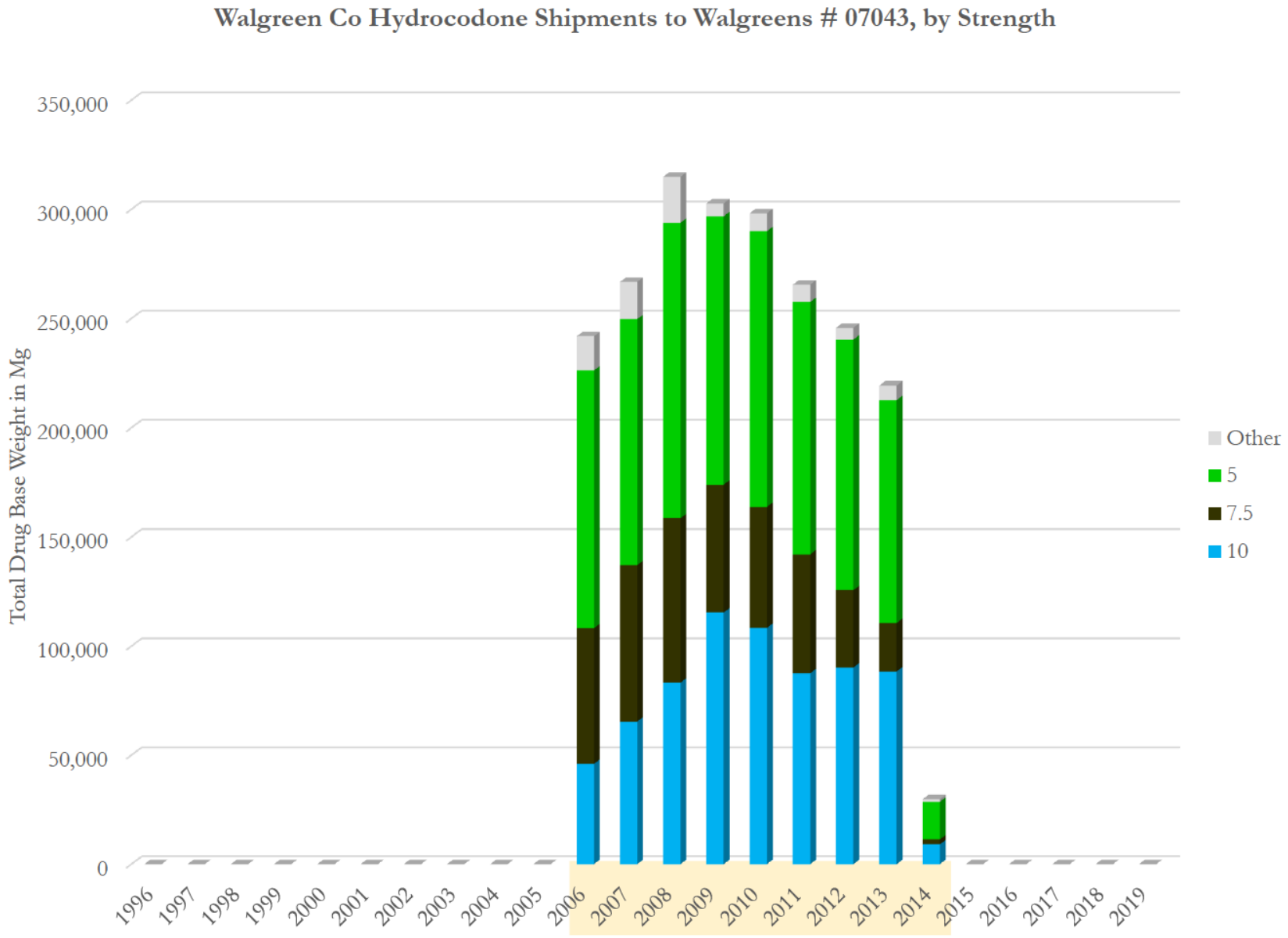

Data source: ARCOS (2006-2014) and Defendant Distribution Data (Walgreens 1/2006 - 3/2014)

Walgreens # 07043 (4/2004 to 12/2017)
DEA: BW8611774
459 Powell St
San Francisco, CA 94102

Walgreen Co Hydrocodone Shipments to Walgreens # 07043, by Strength
(Total Dosage Units)

Strength Year\	10	7.5	5	Other	Total	Avg. Str
1996	0	0	0	0	**0**	
1997	0	0	0	0	**0**	
1998	0	0	0	0	**0**	
1999	0	0	0	0	**0**	
2000	0	0	0	0	**0**	
2001	0	0	0	0	**0**	
2002	0	0	0	0	**0**	
2003	0	0	0	0	**0**	
2004	0	0	0	0	**0**	
2005	0	0	0	0	**0**	
2006	7,600	13,700	39,000	0	**60,300**	6.20
2007	10,800	15,800	37,200	0	**63,800**	6.47
2008	13,740	16,600	44,700	0	**75,040**	6.47
2009	19,060	12,900	40,600	0	**72,560**	6.76
2010	17,900	12,200	41,700	0	**71,800**	6.67
2011	14,460	12,000	38,200	0	**64,660**	6.58
2012	14,900	7,800	37,900	0	**60,600**	6.55
2013	14,600	4,900	33,700	0	**53,200**	6.60
2014	1,500	500	5,700	0	**7,700**	6.14
2015	0	0	0	0	**0**	
2016	0	0	0	0	**0**	
2017	0	0	0	0	**0**	
2018	0	0	0	0	**0**	
2019	0	0	0	0	**0**	
Total	**114,560**	**96,400**	**318,700**	**0**	**529,660**	6.54

Data source: ARCOS (2006-2014) and Defendant Distribution Data (Walgreens 1/2006 - 3/2014)

Walgreens # 07043 (4/2004 to 12/2017)
DEA: BW8611774
459 Powell St
San Francisco, CA 94102

Walgreen Co Hydrocodone Shipments to Walgreens # 07043, by Strength (Total MME)

Strength Year\	10	7.5	5	Other	Total	Avg. Str
1996	0	0	0	0	**0**	
1997	0	0	0	0	**0**	
1998	0	0	0	0	**0**	
1999	0	0	0	0	**0**	
2000	0	0	0	0	**0**	
2001	0	0	0	0	**0**	
2002	0	0	0	0	**0**	
2003	0	0	0	0	**0**	
2004	0	0	0	0	**0**	
2005	0	0	0	0	**0**	
2006	46,010	62,205	118,053	15,608	**241,877**	6.20
2007	65,383	71,740	112,604	17,041	**266,769**	6.47
2008	83,182	75,372	135,307	21,052	**314,913**	6.47
2009	115,389	58,572	122,896	5,872	**302,729**	6.76
2010	108,367	55,394	126,226	8,164	**298,150**	6.67
2011	87,541	54,486	115,631	7,876	**265,534**	6.58
2012	90,205	35,416	114,723	5,443	**245,787**	6.55
2013	88,388	22,248	102,010	6,732	**219,379**	6.60
2014	9,081	2,270	17,254	1,146	**29,751**	6.14
2015	0	0	0	0	**0**	
2016	0	0	0	0	**0**	
2017	0	0	0	0	**0**	
2018	0	0	0	0	**0**	
2019	0	0	0	0	**0**	
Total	**693,546**	**437,704**	**964,705**	**88,934**	**2,184,889**	6.54

Data source: ARCOS (2006-2014) and Defendant Distribution Data (Walgreens 1/2006 - 3/2014)

Walgreens # 07043 (4/2004 to 12/2017)
DEA: BW8611774
459 Powell St
San Francisco, CA 94102

Walgreen Co Hydrocodone Shipments to Walgreens # 07043, by Strength
(Total Drug Base Weight in Milligram)

Strength Year\	10	7.5	5	Other	Total	Avg. Str
1996	0	0	0	0	**0**	
1997	0	0	0	0	**0**	
1998	0	0	0	0	**0**	
1999	0	0	0	0	**0**	
2000	0	0	0	0	**0**	
2001	0	0	0	0	**0**	
2002	0	0	0	0	**0**	
2003	0	0	0	0	**0**	
2004	0	0	0	0	**0**	
2005	0	0	0	0	**0**	
2006	46,010	62,205	118,053	15,608	**241,877**	6.20
2007	65,383	71,740	112,604	17,041	**266,769**	6.47
2008	83,182	75,372	135,307	21,052	**314,913**	6.47
2009	115,389	58,572	122,896	5,872	**302,729**	6.76
2010	108,367	55,394	126,226	8,164	**298,150**	6.67
2011	87,541	54,486	115,631	7,876	**265,534**	6.58
2012	90,205	35,416	114,723	5,443	**245,787**	6.55
2013	88,388	22,248	102,010	6,732	**219,379**	6.60
2014	9,081	2,270	17,254	1,146	**29,751**	6.14
2015	0	0	0	0	**0**	
2016	0	0	0	0	**0**	
2017	0	0	0	0	**0**	
2018	0	0	0	0	**0**	
2019	0	0	0	0	**0**	
Total	**693,546**	**437,704**	**964,705**	**88,934**	**2,184,889**	6.54

Data source: ARCOS (2006-2014) and Defendant Distribution Data (Walgreens 1/2006 - 3/2014)

Walgreens # 00893 (1/1996 to 12/2017)
DEA: AW5016236
1344 Stockton St
San Francisco, CA 94133

Walgreen Co Oxycodone Shipments to Walgreens # 00893

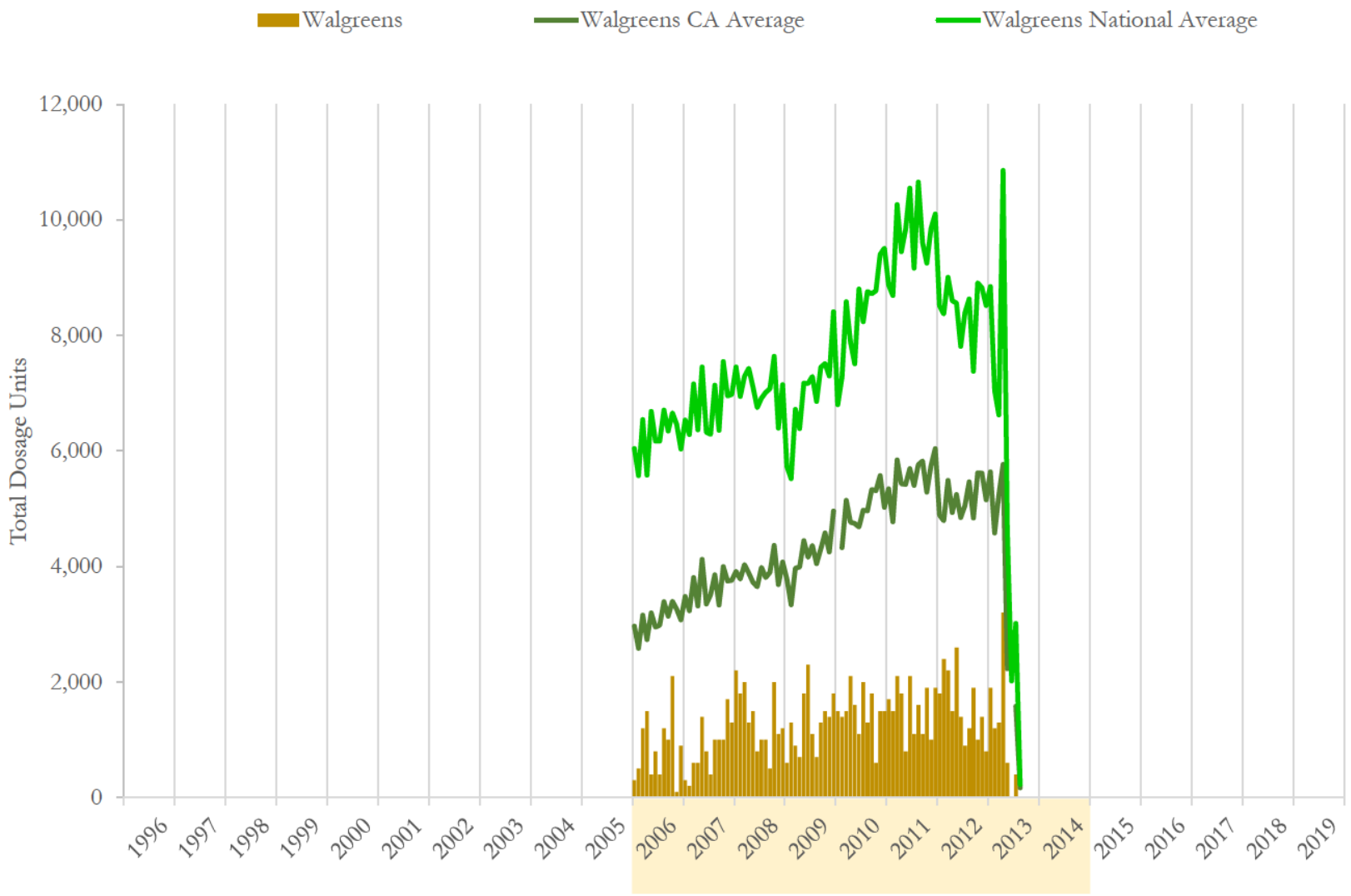

National and state averages reflect oxycodone shipped from Walgreen Co to all active pharmacies each month.
Data source: ARCOS (2006-2014) and Defendant Distribution Data (Walgreens 1/2006 - 3/2014)

Walgreens # 00893 (1/1996 to 12/2017)
DEA: AW5016236
1344 Stockton St
San Francisco, CA 94133

Walgreen Co Oxycodone Shipments to Walgreens # 00893

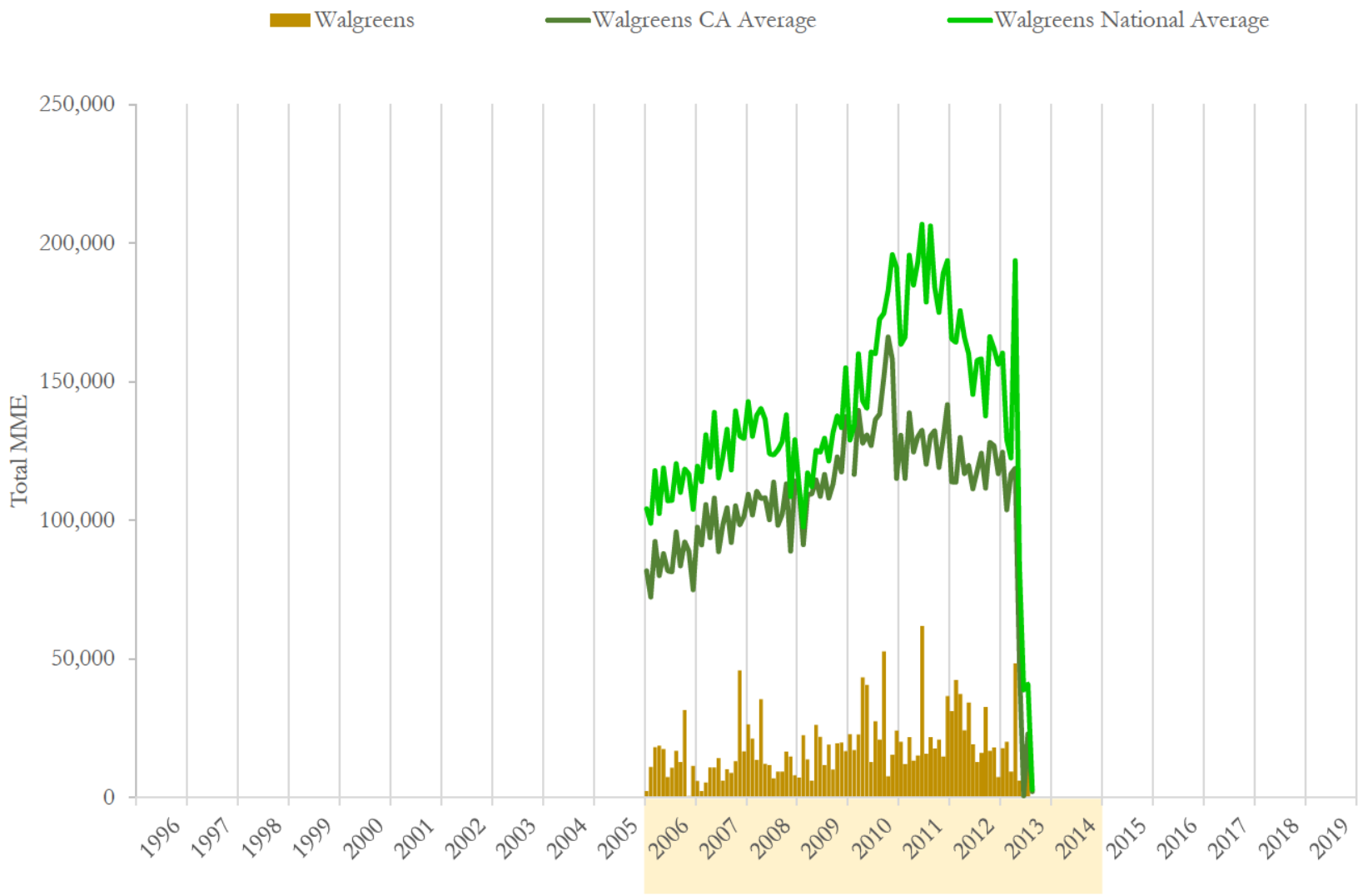

National and state averages reflect oxycodone shipped from Walgreen Co to all active pharmacies each month.
Data source: ARCOS (2006-2014) and Defendant Distribution Data (Walgreens 1/2006 - 3/2014)

Walgreens # 00893 (1/1996 to 12/2017)
DEA: AW5016236
1344 Stockton St
San Francisco, CA 94133

Walgreen Co Oxycodone Shipments to Walgreens # 00893

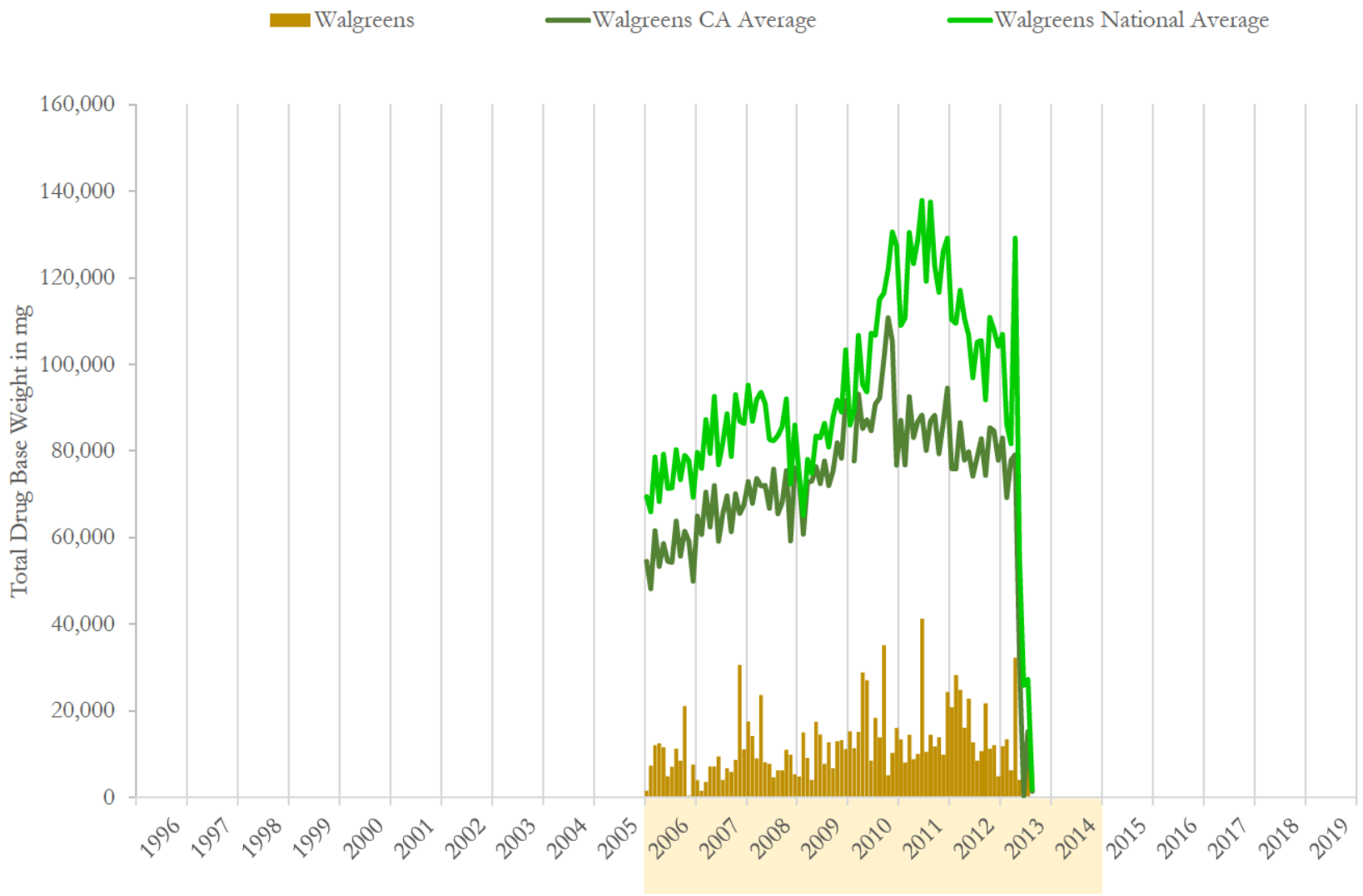

National and state averages reflect oxycodone shipped from Walgreen Co to all active pharmacies each month.
Data source: ARCOS (2006-2014) and Defendant Distribution Data (Walgreens 1/2006 - 3/2014)

Walgreens # 00893 (1/1996 to 12/2017)
DEA: AW5016236
1344 Stockton St
San Francisco, CA 94133

Walgreen Co Oxycodone Shipments to Walgreens # 00893

	Dosage Units		MME		Drug Base Weight in mg	
Date	Walgreens	% Change	Walgreens	% Change	Walgreens	% Change
01/2006	300	n/a	2,353	n/a	1,569	n/a
02/2006	500	66.7%	11,094	371.4%	7,396	371.4%
03/2006	1,200	140.0%	18,154	63.6%	12,103	63.6%
04/2006	1,500	25.0%	18,759	3.3%	12,506	3.3%
05/2006	400	-73.3%	17,482	-6.8%	11,655	-6.8%
06/2006	800	100.0%	7,396	-57.7%	4,931	-57.7%
07/2006	400	-50.0%	10,758	45.5%	7,172	45.5%
08/2006	1,200	200.0%	16,809	56.2%	11,206	56.2%
09/2006	1,000	-16.7%	12,775	-24.0%	8,517	-24.0%
10/2006	2,100	110.0%	31,601	147.4%	21,067	147.4%
11/2006	100	-95.2%	605	-98.1%	403	-98.1%
12/2006	900	800.0%	11,430	1788.9%	7,620	1788.9%
01/2007	300	-66.7%	5,984	-47.6%	3,989	-47.6%
02/2007	200	-33.3%	2,353	-60.7%	1,569	-60.7%
03/2007	600	200.0%	5,379	128.6%	3,586	128.6%
04/2007	600	0.0%	10,805	100.9%	7,203	100.9%
05/2007	1,400	133.3%	10,852	0.4%	7,235	0.4%
06/2007	800	-42.9%	14,214	31.0%	9,476	31.0%
07/2007	400	-50.0%	6,051	-57.4%	4,034	-57.4%
08/2007	1,000	150.0%	10,159	67.9%	6,773	67.9%
09/2007	1,000	0.0%	8,943	-12.0%	5,962	-12.0%
10/2007	1,000	0.0%	13,057	46.0%	8,705	46.0%
11/2007	1,700	70.0%	45,889	251.5%	30,593	251.5%
12/2007	1,300	-23.5%	16,661	-63.7%	11,107	-63.7%

Data source: ARCOS (2006-2014) and Defendant Distribution Data (Walgreens 1/2006 - 3/2014)

Walgreen Co Oxycodone Shipments to Walgreens # 00893

	Dosage Units		MME		Drug Base Weight in mg	
Date	Walgreens	% Change	Walgreens	% Change	Walgreens	% Change
01/2008	2,200	69.2%	26,316	58.0%	17,544	58.0%
02/2008	1,800	-18.2%	21,220	-19.4%	14,146	-19.4%
03/2008	2,000	11.1%	13,568	-36.1%	9,045	-36.1%
04/2008	1,300	-35.0%	35,440	161.2%	23,627	161.2%
05/2008	1,500	15.4%	12,197	-65.6%	8,131	-65.6%
06/2008	800	-46.7%	11,699	-4.1%	7,800	-4.1%
07/2008	1,000	25.0%	6,993	-40.2%	4,662	-40.2%
08/2008	1,000	0.0%	9,413	34.6%	6,276	34.6%
09/2008	500	-50.0%	9,413	0.0%	6,276	0.0%
10/2008	2,000	300.0%	16,540	75.7%	11,027	75.7%
11/2008	1,100	-45.0%	14,792	-10.6%	9,862	-10.6%
12/2008	1,200	9.1%	8,069	-45.5%	5,379	-45.5%
01/2009	600	-50.0%	7,262	-10.0%	4,841	-10.0%
02/2009	1,300	116.7%	22,525	210.2%	15,016	210.2%
03/2009	900	-30.8%	13,784	-38.8%	9,189	-38.8%
04/2009	700	-22.2%	6,051	-56.1%	4,034	-56.1%
05/2009	1,800	157.1%	26,223	333.3%	17,482	333.3%
06/2009	2,300	27.8%	21,852	-16.7%	14,568	-16.7%
07/2009	1,100	-52.2%	11,699	-46.5%	7,800	-46.5%
08/2009	700	-36.4%	19,095	63.2%	12,730	63.2%
09/2009	1,300	85.7%	10,086	-47.2%	6,724	-47.2%
10/2009	1,500	15.4%	19,499	93.3%	12,999	93.3%
11/2009	1,400	-6.7%	19,835	1.7%	13,223	1.7%
12/2009	1,800	28.6%	16,742	-15.6%	11,161	-15.6%

Data source: ARCOS (2006-2014) and Defendant Distribution Data (Walgreens 1/2006 - 3/2014)

Walgreens # 00893 (1/1996 to 12/2017)
DEA: AW5016236
1344 Stockton St
San Francisco, CA 94133

Walgreen Co Oxycodone Shipments to Walgreens # 00893

	Dosage Units		MME		Drug Base Weight in mg	
Date	Walgreens	% Change	Walgreens	% Change	Walgreens	% Change
01/2010	1,500	-16.7%	22,861	36.5%	15,241	36.5%
02/2010	1,400	-6.7%	17,078	-25.3%	11,386	-25.3%
03/2010	1,500	7.1%	22,726	33.1%	15,151	33.1%
04/2010	2,100	40.0%	43,368	90.8%	28,912	90.8%
05/2010	1,600	-23.8%	40,611	-6.4%	27,074	-6.4%
06/2010	1,100	-31.3%	12,775	-68.5%	8,517	-68.5%
07/2010	2,000	81.8%	27,567	115.8%	18,378	115.8%
08/2010	1,300	-35.0%	20,844	-24.4%	13,896	-24.4%
09/2010	1,800	38.5%	52,714	152.9%	35,143	152.9%
10/2010	600	-66.7%	7,665	-85.5%	5,110	-85.5%
11/2010	1,500	150.0%	15,465	101.8%	10,310	101.8%
12/2010	1,500	0.0%	24,138	56.1%	16,092	56.1%
01/2011	1,700	13.3%	20,171	-16.4%	13,448	-16.4%
02/2011	1,500	-11.8%	12,103	-40.0%	8,069	-40.0%
03/2011	2,100	40.0%	21,785	80.0%	14,523	80.0%
04/2011	1,800	-14.3%	13,313	-38.9%	8,875	-38.9%
05/2011	800	-55.6%	15,128	13.6%	10,086	13.6%
06/2011	2,100	162.5%	61,859	308.9%	41,239	308.9%
07/2011	1,100	-47.6%	15,801	-74.5%	10,534	-74.5%
08/2011	1,600	45.5%	21,785	37.9%	14,523	37.9%
09/2011	1,100	-31.3%	17,751	-18.5%	11,834	-18.5%
10/2011	1,900	72.7%	20,844	17.4%	13,896	17.4%
11/2011	1,000	-47.4%	14,792	-29.0%	9,862	-29.0%
12/2011	1,900	90.0%	36,644	147.7%	24,430	147.7%

Data source: ARCOS (2006-2014) and Defendant Distribution Data (Walgreens 1/2006 - 3/2014)

Walgreen Co Oxycodone Shipments to Walgreens # 00893

	Dosage Units		MME		Drug Base Weight in mg	
Date	Walgreens	% Change	Walgreens	% Change	Walgreens	% Change
01/2012	1,800	-5.3%	31,243	-14.7%	20,829	-14.7%
02/2012	2,400	33.3%	42,360	35.6%	28,240	35.6%
03/2012	2,200	-8.3%	37,317	-11.9%	24,878	-11.9%
04/2012	1,500	-31.8%	24,206	-35.1%	16,137	-35.1%
05/2012	2,600	73.3%	34,291	41.7%	22,861	41.7%
06/2012	1,400	-46.2%	19,163	-44.1%	12,775	-44.1%
07/2012	900	-35.7%	12,775	-33.3%	8,517	-33.3%
08/2012	1,200	33.3%	16,115	26.1%	10,743	26.1%
09/2012	1,900	58.3%	32,610	102.4%	21,740	102.4%
10/2012	1,000	-47.4%	16,809	-48.5%	11,206	-48.5%
11/2012	1,400	40.0%	18,110	7.7%	12,073	7.7%
12/2012	800	-42.9%	7,396	-59.2%	4,931	-59.2%
01/2013	1,900	137.5%	17,818	140.9%	11,879	140.9%
02/2013	1,200	-36.8%	20,171	13.2%	13,448	13.2%
03/2013	1,300	8.3%	9,413	-53.3%	6,276	-53.3%
04/2013	3,200	146.2%	48,411	414.3%	32,274	414.3%
05/2013	600	-81.3%	6,051	-87.5%	4,034	-87.5%
06/2013	0	-100.0%	0	-100.0%	0	-100.0%
07/2013	400	n/a	13,448	n/a	8,965	n/a
08/2013	0	-100.0%	0	-100.0%	0	-100.0%
09/2013	0	n/a	0	n/a	0	n/a
10/2013	0	n/a	0	n/a	0	n/a
11/2013	0	n/a	0	n/a	0	n/a
12/2013	0	n/a	0	n/a	0	n/a

Data source: ARCOS (2006-2014) and Defendant Distribution Data (Walgreens 1/2006 - 3/2014)

Walgreens # 00893 (1/1996 to 12/2017)
DEA: AW5016236
1344 Stockton St
San Francisco, CA 94133

Walgreen Co Oxycodone Shipments to Walgreens # 00893

	Dosage Units		MME		Drug Base Weight in mg	
Date	Walgreens	% Change	Walgreens	% Change	Walgreens	% Change
1996	0		0		0	
1997	0	n/a	0	n/a	0	n/a
1998	0	n/a	0	n/a	0	n/a
1999	0	n/a	0	n/a	0	n/a
2000	0	n/a	0	n/a	0	n/a
2001	0	n/a	0	n/a	0	n/a
2002	0	n/a	0	n/a	0	n/a
2003	0	n/a	0	n/a	0	n/a
2004	0	n/a	0	n/a	0	n/a
2005	0	n/a	0	n/a	0	n/a
2006	10,400	n/a	159,217	n/a	106,145	n/a
2007	10,300	-1.0%	150,348	-5.6%	100,232	-5.6%
2008	16,400	59.2%	185,661	23.5%	123,774	23.5%
2009	15,400	-6.1%	194,653	4.8%	129,768	4.8%
2010	17,900	16.2%	307,813	58.1%	205,209	58.1%
2011	18,600	3.9%	271,976	-11.6%	181,317	-11.6%
2012	19,100	2.7%	292,395	7.5%	194,930	7.5%
2013	8,600	-55.0%	115,312	-60.6%	76,875	-60.6%
2014	0	-100.0%	0	-100.0%	0	-100.0%
2015	0	n/a	0	n/a	0	n/a
2016	0	n/a	0	n/a	0	n/a
2017	0	n/a	0	n/a	0	n/a
2018	0	n/a	0	n/a	0	n/a
2019	0	n/a	0	n/a	0	n/a
Total	**116,700**		**1,677,374**		**1,118,249**	

Data source: ARCOS (2006-2014) and Defendant Distribution Data (Walgreens 1/2006 - 3/2014)

Walgreens # 00893 (1/1996 to 12/2017)
DEA: AW5016236
1344 Stockton St
San Francisco, CA 94133

Walgreen Co Oxycodone Shipments to Walgreens # 00893, by Strength

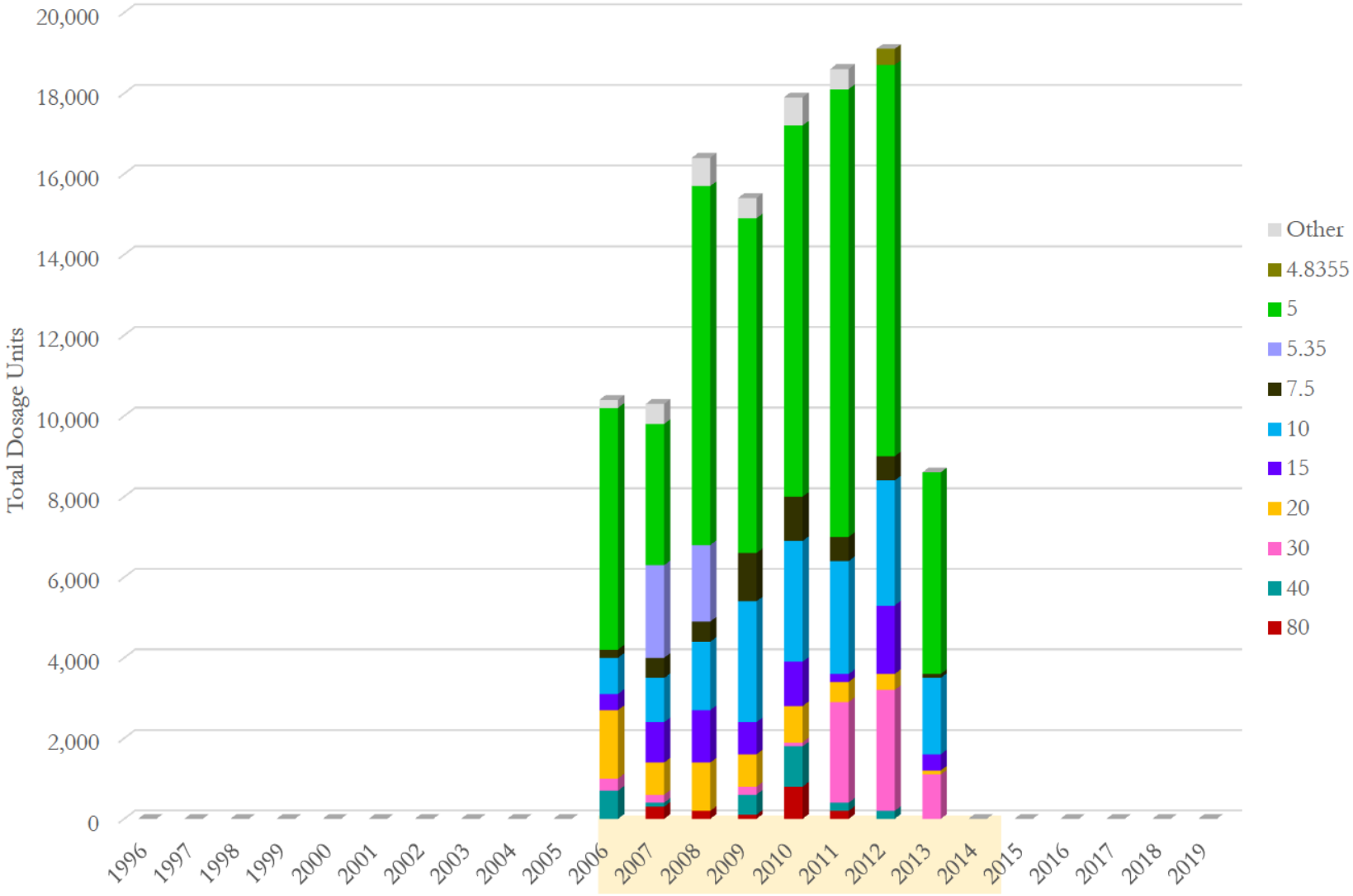

Data source: ARCOS (2006-2014) and Defendant Distribution Data (Walgreens 1/2006 - 3/2014)

Walgreens # 00893 (1/1996 to 12/2017)
DEA: AW5016236
1344 Stockton St
San Francisco, CA 94133

Walgreen Co Oxycodone Shipments to Walgreens # 00893, by Strength

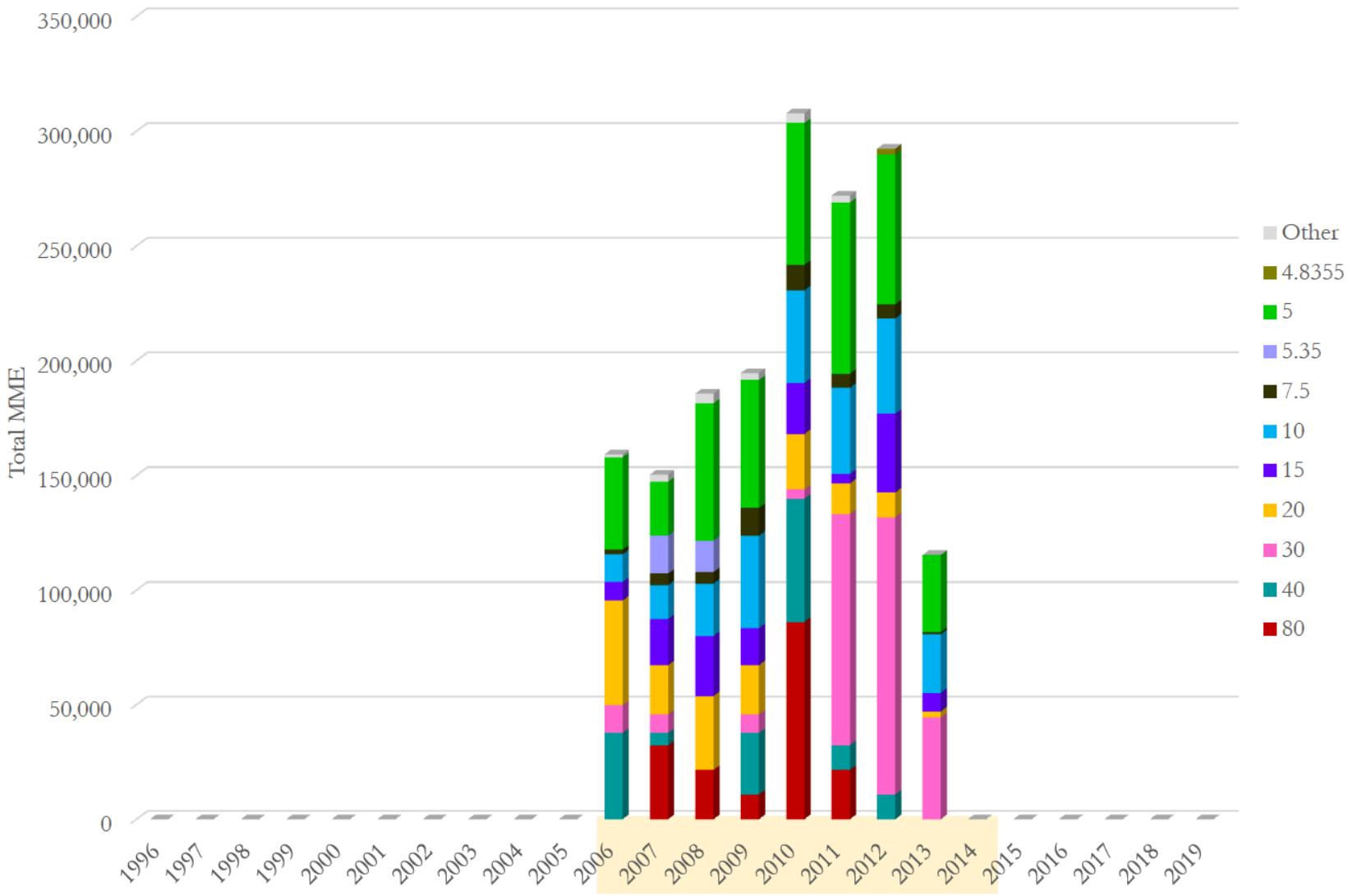

Data source: ARCOS (2006-2014) and Defendant Distribution Data (Walgreens 1/2006 - 3/2014)

Walgreens # 00893 (1/1996 to 12/2017)
DEA: AW5016236
1344 Stockton St
San Francisco, CA 94133

Walgreen Co Oxycodone Shipments to Walgreens # 00893, by Strength

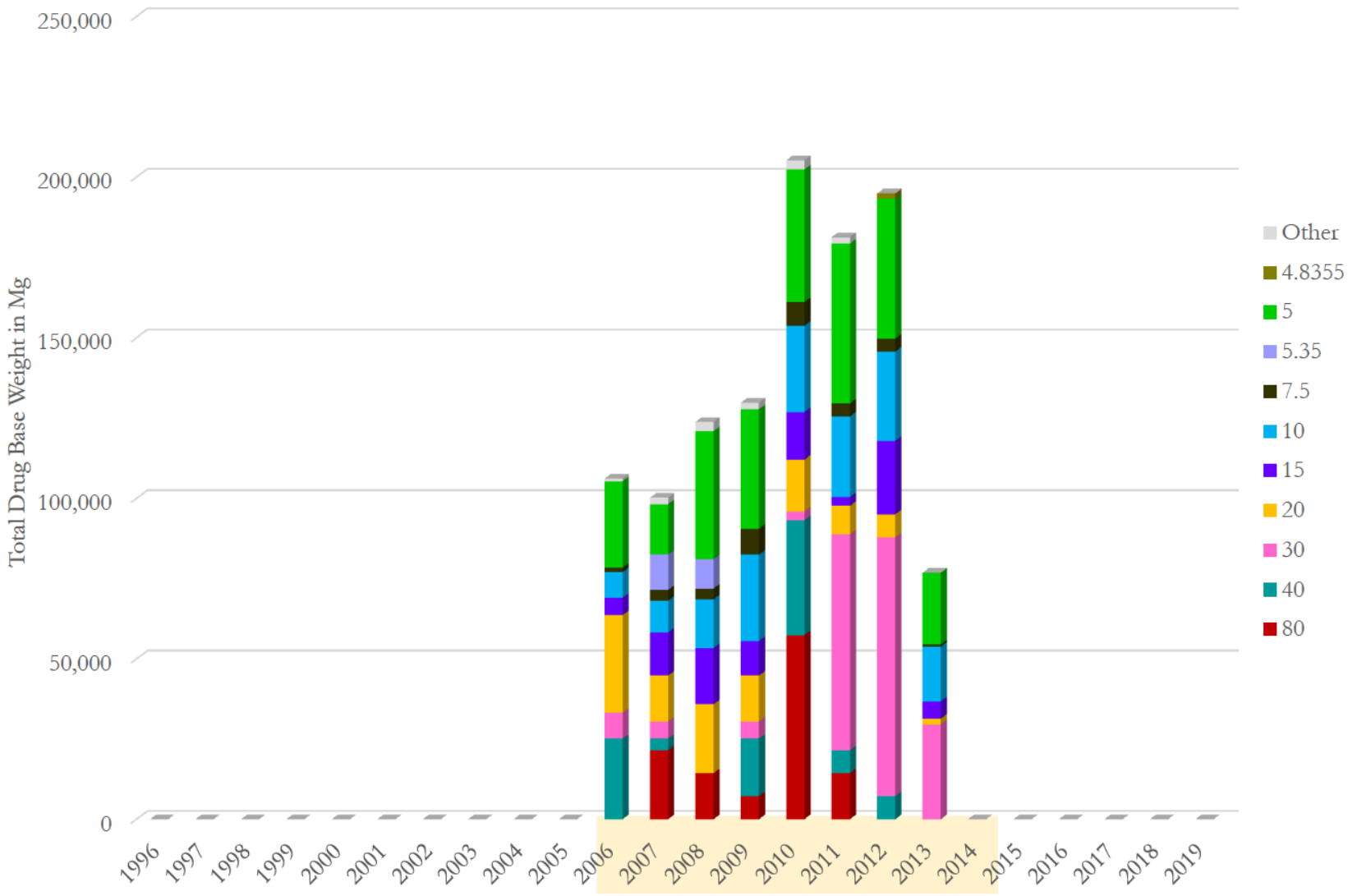

Data source: ARCOS (2006-2014) and Defendant Distribution Data (Walgreens 1/2006 - 3/2014)

Walgreens # 00893 (1/1996 to 12/2017)
DEA: AW5016236
1344 Stockton St
San Francisco, CA 94133

Walgreen Co Oxycodone Shipments to Walgreens # 00893, by Strength
(Total Dosage Units)

Strength Year\	80	40	30	20	15	10	7.5	5.35	5	4.8355	Other	Total	Avg. Str
1996	0	0	0	0	0	0	0	0	0	0	0	**0**	
1997	0	0	0	0	0	0	0	0	0	0	0	**0**	
1998	0	0	0	0	0	0	0	0	0	0	0	**0**	
1999	0	0	0	0	0	0	0	0	0	0	0	**0**	
2000	0	0	0	0	0	0	0	0	0	0	0	**0**	
2001	0	0	0	0	0	0	0	0	0	0	0	**0**	
2002	0	0	0	0	0	0	0	0	0	0	0	**0**	
2003	0	0	0	0	0	0	0	0	0	0	0	**0**	
2004	0	0	0	0	0	0	0	0	0	0	0	**0**	
2005	0	0	0	0	0	0	0	0	0	0	0	**0**	
2006	0	700	300	1,700	400	900	200	0	6,000	0	200	**10,400**	11.52
2007	300	100	200	800	1,000	1,100	500	2,300	3,500	0	500	**10,300**	11.18
2008	200	0	0	1,200	1,300	1,700	500	1,900	8,900	0	700	**16,400**	8.59
2009	100	500	200	800	800	3,000	1,200	0	8,300	0	500	**15,400**	9.56
2010	800	1,000	100	900	1,100	3,000	1,100	0	9,200	0	700	**17,900**	13.13
2011	200	200	2,500	500	200	2,800	600	0	11,100	0	500	**18,600**	11.05
2012	0	200	3,000	400	1,700	3,100	600	0	9,700	400	0	**19,100**	11.38
2013	0	0	1,100	100	400	1,900	100	0	5,000	0	0	**8,600**	9.97
2014	0	0	0	0	0	0	0	0	0	0	0	**0**	
2015	0	0	0	0	0	0	0	0	0	0	0	**0**	
2016	0	0	0	0	0	0	0	0	0	0	0	**0**	
2017	0	0	0	0	0	0	0	0	0	0	0	**0**	
2018	0	0	0	0	0	0	0	0	0	0	0	**0**	
2019	0	0	0	0	0	0	0	0	0	0	0	**0**	
Total	**1,600**	**2,700**	**7,400**	**6,400**	**6,900**	**17,500**	**4,800**	**4,200**	**61,700**	**400**	**3,100**	**116,700**	10.86

Data source: ARCOS (2006-2014) and Defendant Distribution Data (Walgreens 1/2006 - 3/2014)

Walgreens # 00893 (1/1996 to 12/2017)
DEA: AW5016236
1344 Stockton St
San Francisco, CA 94133

Walgreen Co Oxycodone Shipments to Walgreens # 00893, by Strength
(Total MME)

Strength Year\	80	40	30	20	15	10	7.5	5.35	5	4.8355	Other	Total	Avg. Str
1996	0	0	0	0	0	0	0	0	0	0	0	**0**	
1997	0	0	0	0	0	0	0	0	0	0	0	**0**	
1998	0	0	0	0	0	0	0	0	0	0	0	**0**	
1999	0	0	0	0	0	0	0	0	0	0	0	**0**	
2000	0	0	0	0	0	0	0	0	0	0	0	**0**	
2001	0	0	0	0	0	0	0	0	0	0	0	**0**	
2002	0	0	0	0	0	0	0	0	0	0	0	**0**	
2003	0	0	0	0	0	0	0	0	0	0	0	**0**	
2004	0	0	0	0	0	0	0	0	0	0	0	**0**	
2005	0	0	0	0	0	0	0	0	0	0	0	**0**	
2006	0	37,653	12,103	45,722	8,069	12,103	2,017	0	40,341	0	1,210	**159,217**	11.52
2007	32,274	5,379	8,069	21,516	20,171	14,792	5,043	16,545	23,533	0	3,026	**150,348**	11.18
2008	21,516	0	0	32,274	26,223	22,861	5,043	13,668	59,841	0	4,236	**185,661**	8.59
2009	10,758	26,895	8,069	21,516	16,137	40,343	12,103	0	55,807	0	3,026	**194,653**	9.56
2010	86,064	53,790	4,034	24,206	22,188	40,343	11,094	0	61,859	0	4,236	**307,813**	13.13
2011	21,516	10,758	100,856	13,448	4,034	37,653	6,051	0	74,634	0	3,026	**271,976**	11.05
2012	0	10,758	121,028	10,758	34,291	41,687	6,051	0	65,220	2,601	0	**292,395**	11.38
2013	0	0	44,377	2,690	8,069	25,550	1,009	0	33,619	0	0	**115,312**	9.97
2014	0	0	0	0	0	0	0	0	0	0	0	**0**	
2015	0	0	0	0	0	0	0	0	0	0	0	**0**	
2016	0	0	0	0	0	0	0	0	0	0	0	**0**	
2017	0	0	0	0	0	0	0	0	0	0	0	**0**	
2018	0	0	0	0	0	0	0	0	0	0	0	**0**	
2019	0	0	0	0	0	0	0	0	0	0	0	**0**	
Total	**172,128**	**145,233**	**298,535**	**172,128**	**139,182**	**235,331**	**48,411**	**30,213**	**414,853**	**2,601**	**18,759**	**1,677,374**	10.86

Data source: ARCOS (2006-2014) and Defendant Distribution Data (Walgreens 1/2006 - 3/2014)

Walgreens # 00893 (1/1996 to 12/2017)
DEA: AW5016236
1344 Stockton St
San Francisco, CA 94133

Walgreen Co Oxycodone Shipments to Walgreens # 00893, by Strength
(Total Drug Base Weight in Milligram)

Strength Year\	80	40	30	20	15	10	7.5	5.35	5	4.8355	Other	Total	Avg. Str
1996	0	0	0	0	0	0	0	0	0	0	0	**0**	
1997	0	0	0	0	0	0	0	0	0	0	0	**0**	
1998	0	0	0	0	0	0	0	0	0	0	0	**0**	
1999	0	0	0	0	0	0	0	0	0	0	0	**0**	
2000	0	0	0	0	0	0	0	0	0	0	0	**0**	
2001	0	0	0	0	0	0	0	0	0	0	0	**0**	
2002	0	0	0	0	0	0	0	0	0	0	0	**0**	
2003	0	0	0	0	0	0	0	0	0	0	0	**0**	
2004	0	0	0	0	0	0	0	0	0	0	0	**0**	
2005	0	0	0	0	0	0	0	0	0	0	0	**0**	
2006	0	25,102	8,069	30,481	5,379	8,069	1,345	0	26,894	0	807	**106,145**	11.52
2007	21,516	3,586	5,379	14,344	13,448	9,862	3,362	11,030	15,689	0	2,017	**100,232**	11.18
2008	14,344	0	0	21,516	17,482	15,241	3,362	9,112	39,894	0	2,824	**123,774**	8.59
2009	7,172	17,930	5,379	14,344	10,758	26,895	8,069	0	37,205	0	2,017	**129,768**	9.56
2010	57,376	35,860	2,690	16,137	14,792	26,895	7,396	0	41,239	0	2,824	**205,209**	13.13
2011	14,344	7,172	67,238	8,965	2,690	25,102	4,034	0	49,756	0	2,017	**181,317**	11.05
2012	0	7,172	80,685	7,172	22,861	27,792	4,034	0	43,480	1,734	0	**194,930**	11.38
2013	0	0	29,585	1,793	5,379	17,034	672	0	22,413	0	0	**76,875**	9.97
2014	0	0	0	0	0	0	0	0	0	0	0	**0**	
2015	0	0	0	0	0	0	0	0	0	0	0	**0**	
2016	0	0	0	0	0	0	0	0	0	0	0	**0**	
2017	0	0	0	0	0	0	0	0	0	0	0	**0**	
2018	0	0	0	0	0	0	0	0	0	0	0	**0**	
2019	0	0	0	0	0	0	0	0	0	0	0	**0**	
Total	**114,752**	**96,822**	**199,023**	**114,752**	**92,788**	**156,888**	**32,274**	**20,142**	**276,569**	**1,734**	**12,506**	**1,118,249**	10.86

Data source: ARCOS (2006-2014) and Defendant Distribution Data (Walgreens 1/2006 - 3/2014)

Walgreens # 00893 (1/1996 to 12/2017)
DEA: AW5016236
1344 Stockton St
San Francisco, CA 94133

Walgreen Co Hydrocodone Shipments to Walgreens # 00893

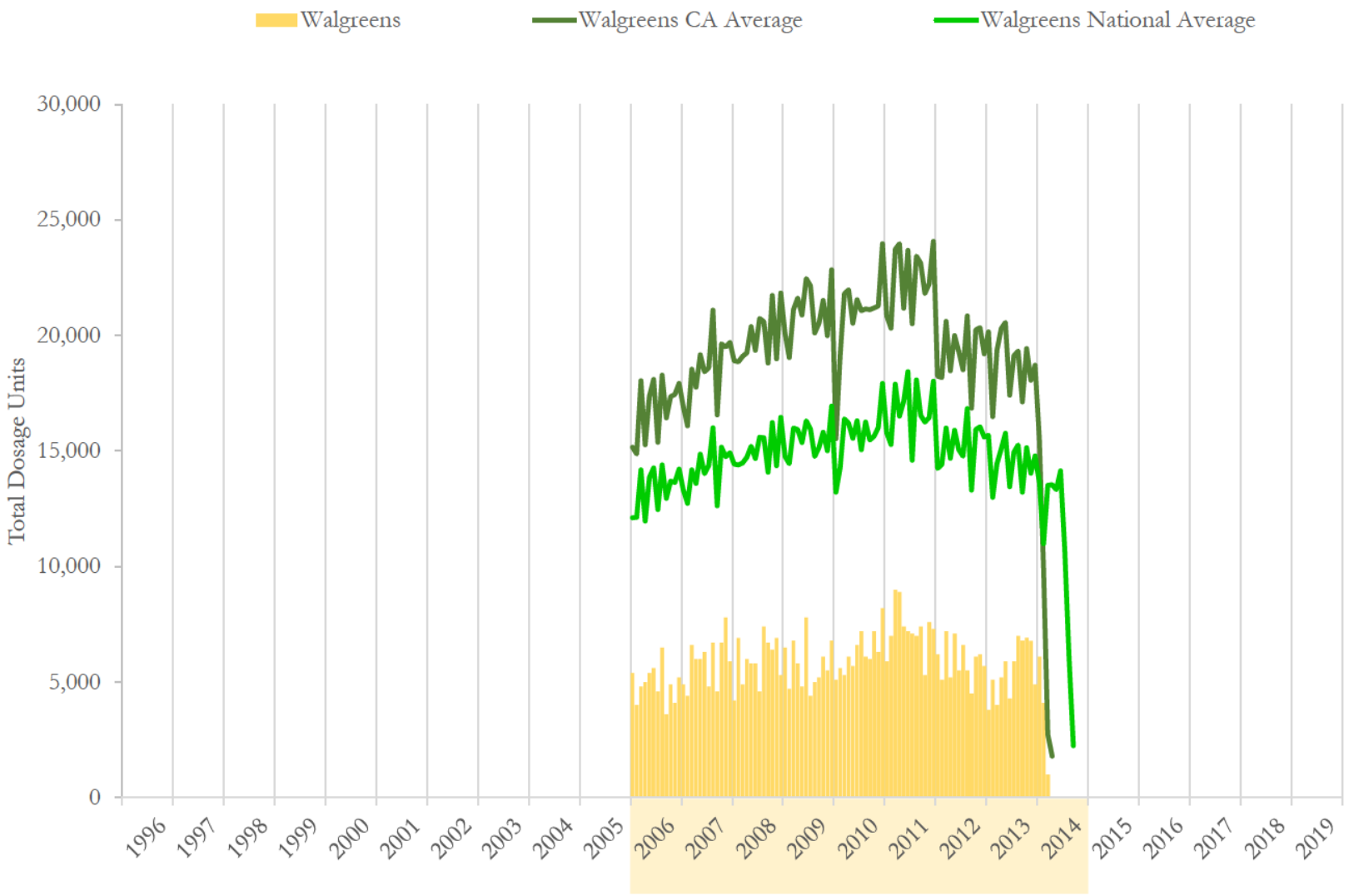

National and state averages reflect hydrocodone shipped from Walgreen Co to all active pharmacies each month.
Data source: ARCOS (2006-2014) and Defendant Distribution Data (Walgreens 1/2006 - 3/2014)

Walgreens # 00893 (1/1996 to 12/2017)
DEA: AW5016236
1344 Stockton St
San Francisco, CA 94133

Walgreen Co Hydrocodone Shipments to Walgreens # 00893

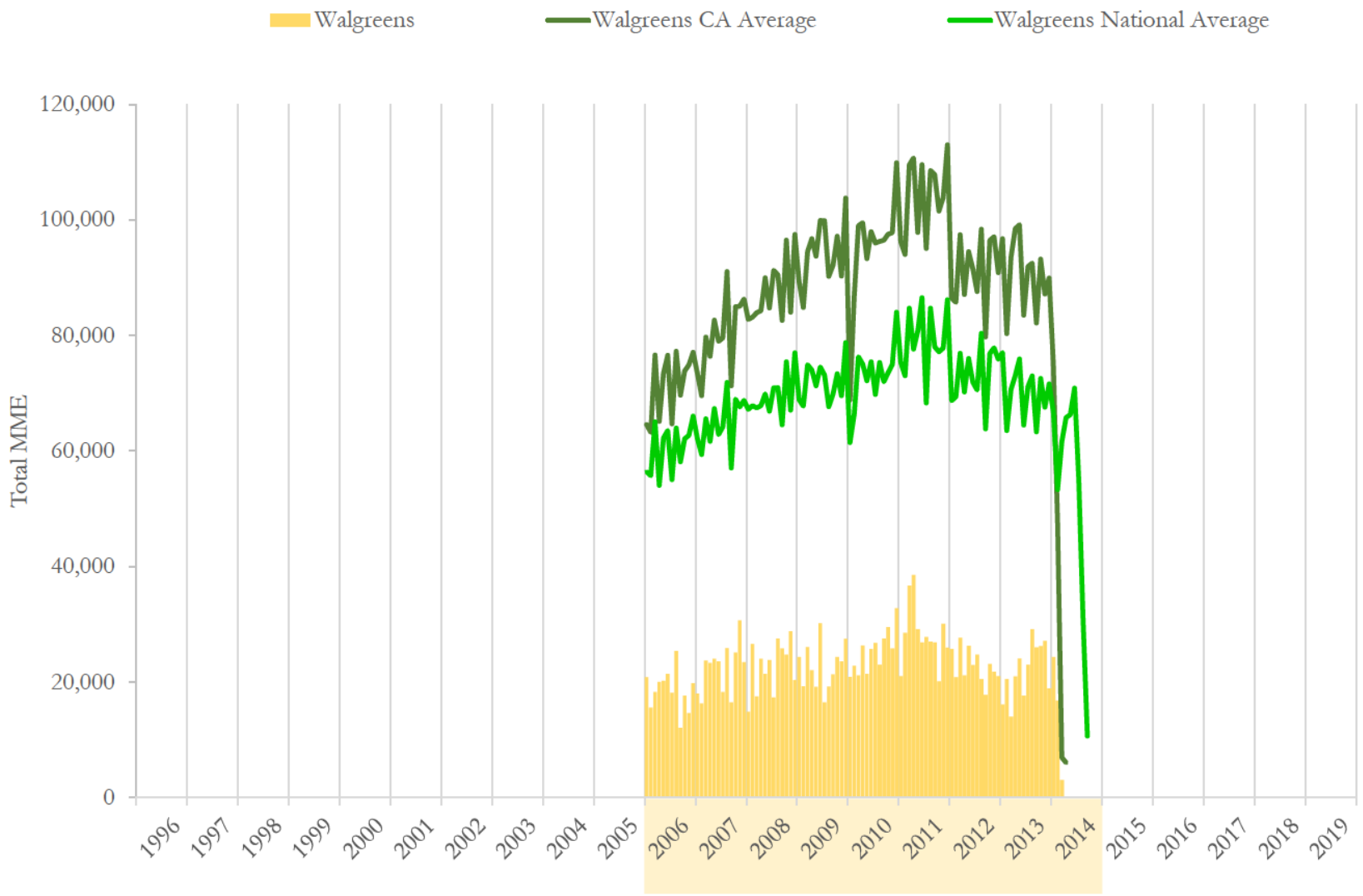

National and state averages reflect hydrocodone shipped from Walgreen Co to all active pharmacies each month.
Data source: ARCOS (2006-2014) and Defendant Distribution Data (Walgreens 1/2006 - 3/2014)

Walgreens # 00893 (1/1996 to 12/2017)
DEA: AW5016236
1344 Stockton St
San Francisco, CA 94133

Walgreen Co Hydrocodone Shipments to Walgreens # 00893

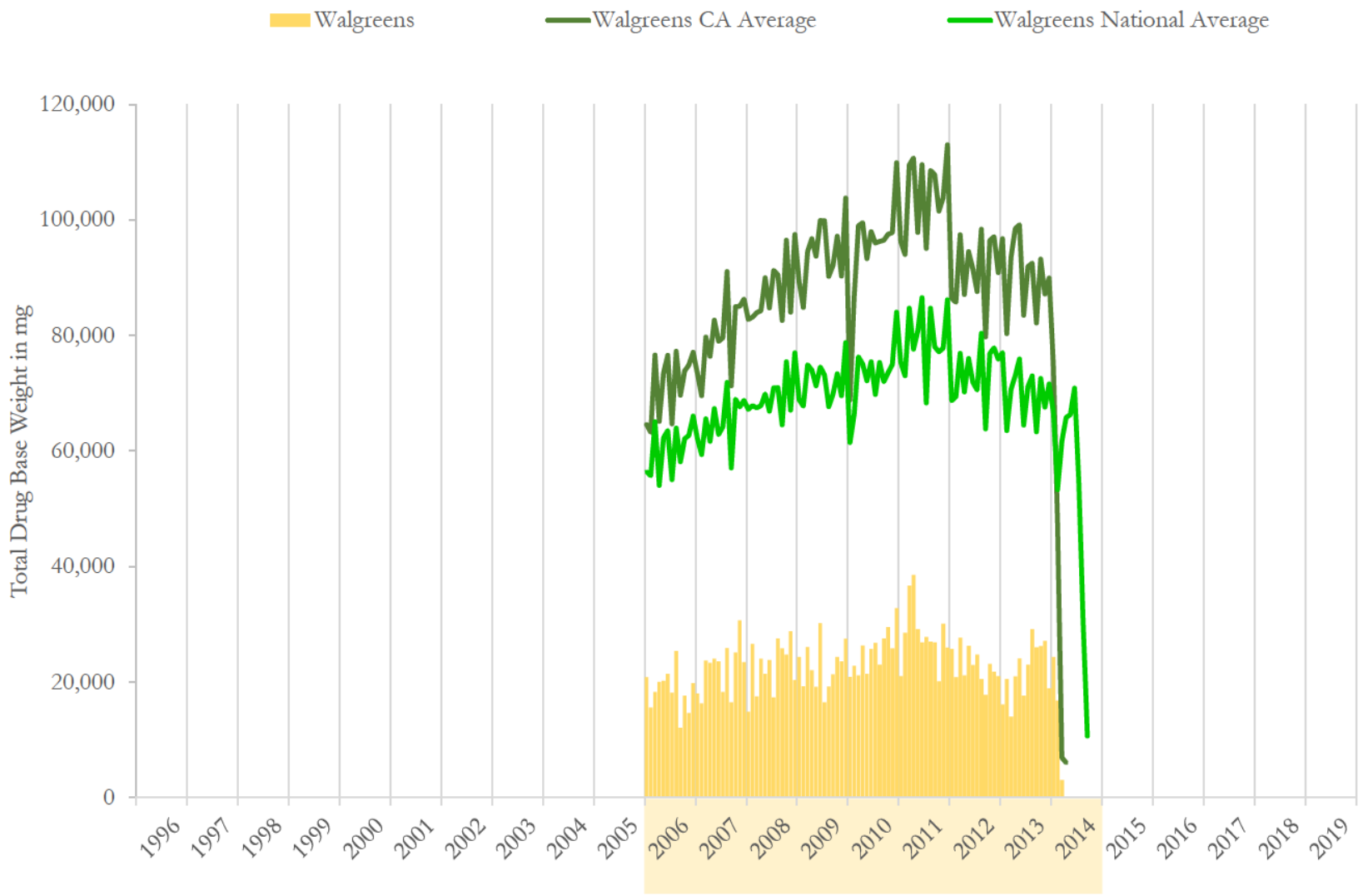

National and state averages reflect hydrocodone shipped from Walgreen Co to all active pharmacies each month.
Data source: ARCOS (2006-2014) and Defendant Distribution Data (Walgreens 1/2006 - 3/2014)

Walgreens # 00893 (1/1996 to 12/2017)
DEA: AW5016236
1344 Stockton St
San Francisco, CA 94133

Walgreen Co Hydrocodone Shipments to Walgreens # 00893

	Dosage Units		MME		Drug Base Weight in mg	
Date	Walgreens	% Change	Walgreens	% Change	Walgreens	% Change
01/2006	5,400	n/a	20,862	n/a	20,862	n/a
02/2006	4,000	-25.9%	15,565	-25.4%	15,565	-25.4%
03/2006	4,800	20.0%	18,289	17.5%	18,289	17.5%
04/2006	5,000	4.2%	20,024	9.5%	20,024	9.5%
05/2006	5,400	8.0%	20,183	0.8%	20,183	0.8%
06/2006	5,600	3.7%	21,451	6.3%	21,451	6.3%
07/2006	4,600	-17.9%	18,138	-15.4%	18,138	-15.4%
08/2006	6,500	41.3%	25,362	39.8%	25,362	39.8%
09/2006	3,600	-44.6%	12,084	-52.4%	12,084	-52.4%
10/2006	4,900	36.1%	17,675	46.3%	17,675	46.3%
11/2006	4,100	-16.3%	14,640	-17.2%	14,640	-17.2%
12/2006	5,200	26.8%	19,811	35.3%	19,811	35.3%
01/2007	4,900	-5.8%	18,003	-9.1%	18,003	-9.1%
02/2007	4,400	-10.2%	16,321	-9.3%	16,321	-9.3%
03/2007	6,600	50.0%	23,746	45.5%	23,746	45.5%
04/2007	6,000	-9.1%	23,300	-1.9%	23,300	-1.9%
05/2007	6,000	0.0%	24,040	3.2%	24,040	3.2%
06/2007	6,300	5.0%	23,570	-2.0%	23,570	-2.0%
07/2007	4,800	-23.8%	18,313	-22.3%	18,313	-22.3%
08/2007	6,700	39.6%	25,881	41.3%	25,881	41.3%
09/2007	4,600	-31.3%	16,481	-36.3%	16,481	-36.3%
10/2007	6,700	45.7%	25,108	52.3%	25,108	52.3%
11/2007	7,800	16.4%	30,692	22.2%	30,692	22.2%
12/2007	5,900	-24.4%	23,427	-23.7%	23,427	-23.7%

Data source: ARCOS (2006-2014) and Defendant Distribution Data (Walgreens 1/2006 - 3/2014)

Walgreens # 00893 (1/1996 to 12/2017)
DEA: AW5016236
1344 Stockton St
San Francisco, CA 94133

Walgreen Co Hydrocodone Shipments to Walgreens # 00893

	Dosage Units		MME		Drug Base Weight in mg	
Date	Walgreens	% Change	Walgreens	% Change	Walgreens	% Change
01/2008	4,200	-28.8%	14,832	-36.7%	14,832	-36.7%
02/2008	6,900	64.3%	26,589	79.3%	26,589	79.3%
03/2008	4,900	-29.0%	17,540	-34.0%	17,540	-34.0%
04/2008	6,000	22.4%	24,040	37.1%	24,040	37.1%
05/2008	5,800	-3.3%	21,459	-10.7%	21,459	-10.7%
06/2008	5,800	0.0%	23,824	11.0%	23,824	11.0%
07/2008	4,600	-20.7%	17,357	-27.1%	17,357	-27.1%
08/2008	7,400	60.9%	27,513	58.5%	27,513	58.5%
09/2008	6,700	-9.5%	25,865	-6.0%	25,865	-6.0%
10/2008	6,400	-4.5%	24,789	-4.2%	24,789	-4.2%
11/2008	6,900	7.8%	28,802	16.2%	28,802	16.2%
12/2008	5,300	-23.2%	20,335	-29.4%	20,335	-29.4%
01/2009	6,500	22.6%	24,351	19.8%	24,351	19.8%
02/2009	4,700	-27.7%	19,308	-20.7%	19,308	-20.7%
03/2009	6,800	44.7%	26,078	35.1%	26,078	35.1%
04/2009	5,800	-14.7%	22,065	-15.4%	22,065	-15.4%
05/2009	4,800	-17.2%	19,173	-13.1%	19,173	-13.1%
06/2009	7,800	62.5%	30,205	57.5%	30,205	57.5%
07/2009	4,400	-43.6%	16,497	-45.4%	16,497	-45.4%
08/2009	5,000	13.6%	19,189	16.3%	19,189	16.3%
09/2009	5,200	4.0%	21,324	11.1%	21,324	11.1%
10/2009	6,100	17.3%	24,351	14.2%	24,351	14.2%
11/2009	5,500	-9.8%	23,578	-3.2%	23,578	-3.2%
12/2009	6,800	23.6%	27,497	16.6%	27,497	16.6%

Data source: ARCOS (2006-2014) and Defendant Distribution Data (Walgreens 1/2006 - 3/2014)

Walgreens # 00893 (1/1996 to 12/2017)
DEA: AW5016236
1344 Stockton St
San Francisco, CA 94133

Walgreen Co Hydrocodone Shipments to Walgreens # 00893

	Dosage Units		MME		Drug Base Weight in mg	
Date	Walgreens	% Change	Walgreens	% Change	Walgreens	% Change
01/2010	5,100	-25.0%	20,886	-24.0%	20,886	-24.0%
02/2010	5,600	9.8%	22,821	9.3%	22,821	9.3%
03/2010	5,300	-5.4%	21,157	-7.3%	21,157	-7.3%
04/2010	6,100	15.1%	26,319	24.4%	26,319	24.4%
05/2010	5,700	-6.6%	21,443	-18.5%	21,443	-18.5%
06/2010	6,600	15.8%	25,705	19.9%	25,705	19.9%
07/2010	7,200	9.1%	26,765	4.1%	26,765	4.1%
08/2010	6,100	-15.3%	22,989	-14.1%	22,989	-14.1%
09/2010	6,000	-1.6%	27,529	19.8%	27,529	19.8%
10/2010	7,200	20.0%	29,497	7.1%	29,497	7.1%
11/2010	6,300	-12.5%	25,865	-12.3%	25,865	-12.3%
12/2010	8,200	30.2%	32,810	26.9%	32,810	26.9%
01/2011	5,900	-28.0%	21,005	-36.0%	21,005	-36.0%
02/2011	7,000	18.6%	28,532	35.8%	28,532	35.8%
03/2011	9,000	28.6%	36,729	28.7%	36,729	28.7%
04/2011	8,900	-1.1%	38,537	4.9%	38,537	4.9%
05/2011	7,400	-16.9%	29,178	-24.3%	29,178	-24.3%
06/2011	7,200	-2.7%	26,883	-7.9%	26,883	-7.9%
07/2011	7,100	-1.4%	27,799	3.4%	27,799	3.4%
08/2011	7,000	-1.4%	27,035	-2.8%	27,035	-2.8%
09/2011	7,400	5.7%	26,883	-0.6%	26,883	-0.6%
10/2011	5,300	-28.4%	20,113	-25.2%	20,113	-25.2%
11/2011	7,600	43.4%	30,119	49.7%	30,119	49.7%
12/2011	7,300	-3.9%	26,000	-13.7%	26,000	-13.7%

Data source: ARCOS (2006-2014) and Defendant Distribution Data (Walgreens 1/2006 - 3/2014)

Walgreens # 00893 (1/1996 to 12/2017)
DEA: AW5016236
1344 Stockton St
San Francisco, CA 94133

Walgreen Co Hydrocodone Shipments to Walgreens # 00893

	Dosage Units		MME		Drug Base Weight in mg	
Date	Walgreens	% Change	Walgreens	% Change	Walgreens	% Change
01/2012	6,200	-15.1%	25,721	-1.1%	25,721	-1.1%
02/2012	5,100	-17.7%	20,846	-19.0%	20,846	-19.0%
03/2012	7,200	41.2%	27,665	32.7%	27,665	32.7%
04/2012	5,200	-27.8%	21,140	-23.6%	21,140	-23.6%
05/2012	7,100	36.5%	26,278	24.3%	26,278	24.3%
06/2012	5,500	-22.5%	22,948	-12.7%	22,948	-12.7%
07/2012	6,600	20.0%	24,765	7.9%	24,765	7.9%
08/2012	5,500	-16.7%	20,551	-17.0%	20,551	-17.0%
09/2012	4,500	-18.2%	17,794	-13.4%	17,794	-13.4%
10/2012	6,100	35.6%	23,116	29.9%	23,116	29.9%
11/2012	6,200	1.6%	21,794	-5.7%	21,794	-5.7%
12/2012	5,700	-8.1%	21,013	-3.6%	21,013	-3.6%
01/2013	3,800	-33.3%	16,162	-23.1%	16,162	-23.1%
02/2013	5,100	34.2%	20,559	27.2%	20,559	27.2%
03/2013	4,000	-21.6%	14,051	-31.7%	14,051	-31.7%
04/2013	5,200	30.0%	20,956	49.1%	20,956	49.1%
05/2013	5,900	13.5%	24,065	14.8%	24,065	14.8%
06/2013	4,300	-27.1%	17,635	-26.7%	17,635	-26.7%
07/2013	5,900	37.2%	22,989	30.4%	22,989	30.4%
08/2013	7,000	18.6%	29,162	26.9%	29,162	26.9%
09/2013	6,800	-2.9%	26,016	-10.8%	26,016	-10.8%
10/2013	6,920	1.8%	26,228	0.8%	26,228	0.8%
11/2013	6,790	-1.9%	27,140	3.5%	27,140	3.5%
12/2013	4,900	-27.8%	18,894	-30.4%	18,894	-30.4%

Data source: ARCOS (2006-2014) and Defendant Distribution Data (Walgreens 1/2006 - 3/2014)

Walgreen Co Hydrocodone Shipments to Walgreens # 00893

	Dosage Units		MME		Drug Base Weight in mg	
Date	Walgreens	% Change	Walgreens	% Change	Walgreens	% Change
01/2014	6,100	24.5%	24,327	28.8%	24,327	28.8%
02/2014	4,100	-32.8%	16,775	-31.0%	16,775	-31.0%
03/2014	1,000	-75.6%	3,027	-82.0%	3,027	-82.0%
04/2014	0	-100.0%	0	-100.0%	0	-100.0%
05/2014	0	n/a	0	n/a	0	n/a
06/2014	0	n/a	0	n/a	0	n/a
07/2014	0	n/a	0	n/a	0	n/a
08/2014	0	n/a	0	n/a	0	n/a
09/2014	0	n/a	0	n/a	0	n/a
10/2014	0	n/a	0	n/a	0	n/a
11/2014	0	n/a	0	n/a	0	n/a
12/2014	0	n/a	0	n/a	0	n/a
01/2015	0	n/a	0	n/a	0	n/a
02/2015	0	n/a	0	n/a	0	n/a
03/2015	0	n/a	0	n/a	0	n/a
04/2015	0	n/a	0	n/a	0	n/a
05/2015	0	n/a	0	n/a	0	n/a
06/2015	0	n/a	0	n/a	0	n/a
07/2015	0	n/a	0	n/a	0	n/a
08/2015	0	n/a	0	n/a	0	n/a
09/2015	0	n/a	0	n/a	0	n/a
10/2015	0	n/a	0	n/a	0	n/a
11/2015	0	n/a	0	n/a	0	n/a
12/2015	0	n/a	0	n/a	0	n/a

Data source: ARCOS (2006-2014) and Defendant Distribution Data (Walgreens 1/2006 - 3/2014)

Walgreens # 00893 (1/1996 to 12/2017)
DEA: AW5016236
1344 Stockton St
San Francisco, CA 94133

Walgreen Co Hydrocodone Shipments to Walgreens # 00893

	Dosage Units		MME		Drug Base Weight in mg	
Date	Walgreens	% Change	Walgreens	% Change	Walgreens	% Change
1996	0		0		0	
1997	0	n/a	0	n/a	0	n/a
1998	0	n/a	0	n/a	0	n/a
1999	0	n/a	0	n/a	0	n/a
2000	0	n/a	0	n/a	0	n/a
2001	0	n/a	0	n/a	0	n/a
2002	0	n/a	0	n/a	0	n/a
2003	0	n/a	0	n/a	0	n/a
2004	0	n/a	0	n/a	0	n/a
2005	0	n/a	0	n/a	0	n/a
2006	59,100	n/a	224,083	n/a	224,083	n/a
2007	70,700	19.6%	268,881	20.0%	268,881	20.0%
2008	70,900	0.3%	272,945	1.5%	272,945	1.5%
2009	69,400	-2.1%	273,616	0.2%	273,616	0.2%
2010	75,400	8.6%	303,786	11.0%	303,786	11.0%
2011	87,100	15.5%	338,814	11.5%	338,814	11.5%
2012	70,900	-18.6%	273,632	-19.2%	273,632	-19.2%
2013	66,610	-6.1%	263,857	-3.6%	263,857	-3.6%
2014	11,200	-83.2%	44,129	-83.3%	44,129	-83.3%
2015	0	-100.0%	0	-100.0%	0	-100.0%
2016	0	n/a	0	n/a	0	n/a
2017	0	n/a	0	n/a	0	n/a
2018	0	n/a	0	n/a	0	n/a
2019	0	n/a	0	n/a	0	n/a
Total	**581,310**		**2,263,743**		**2,263,743**	

Data source: ARCOS (2006-2014) and Defendant Distribution Data (Walgreens 1/2006 - 3/2014)

Walgreens # 00893 (1/1996 to 12/2017)
DEA: AW5016236
1344 Stockton St
San Francisco, CA 94133

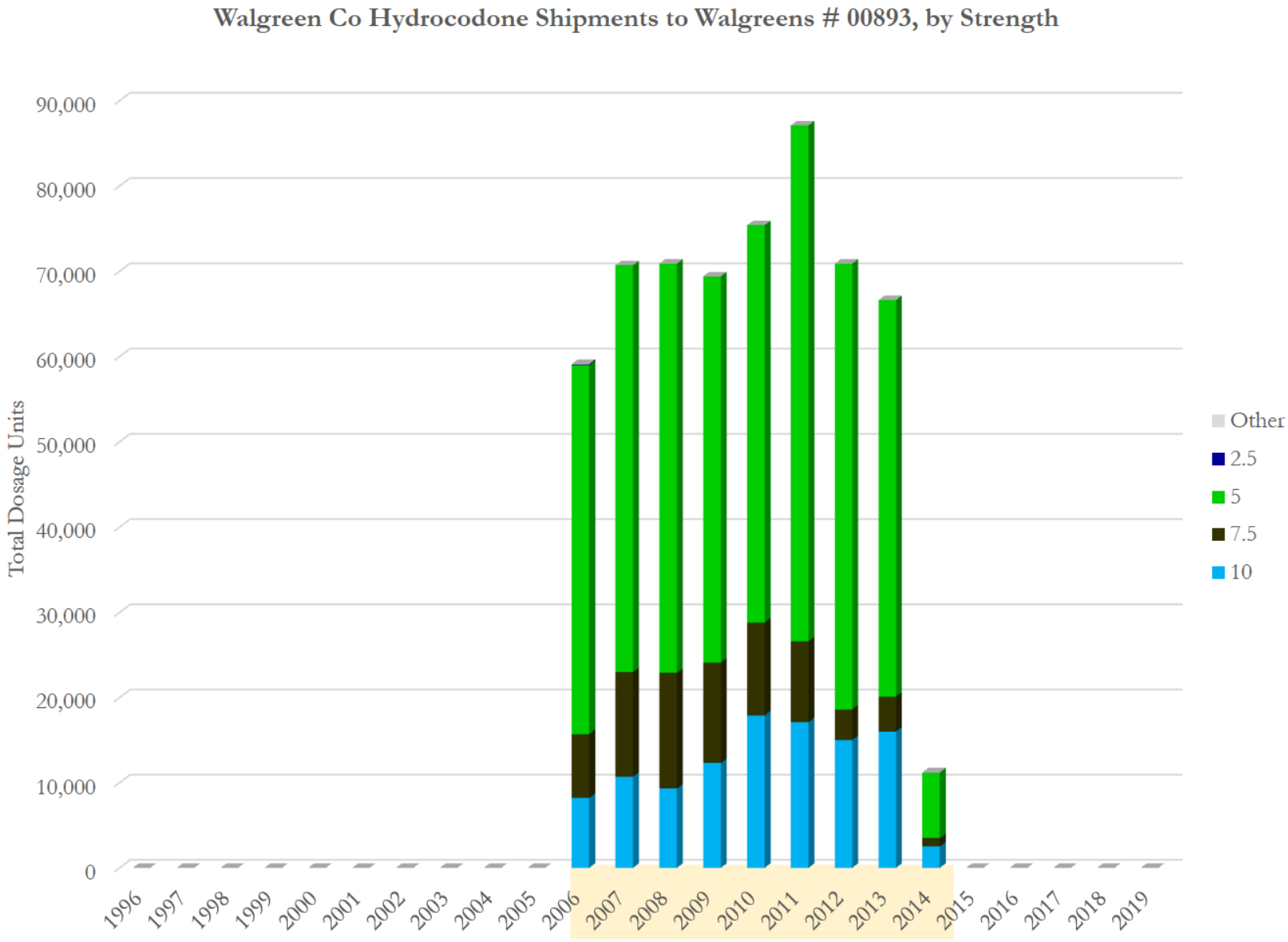

Data source: ARCOS (2006-2014) and Defendant Distribution Data (Walgreens 1/2006 - 3/2014)

Walgreens # 00893 (1/1996 to 12/2017)
DEA: AW5016236
1344 Stockton St
San Francisco, CA 94133

Walgreen Co Hydrocodone Shipments to Walgreens # 00893, by Strength

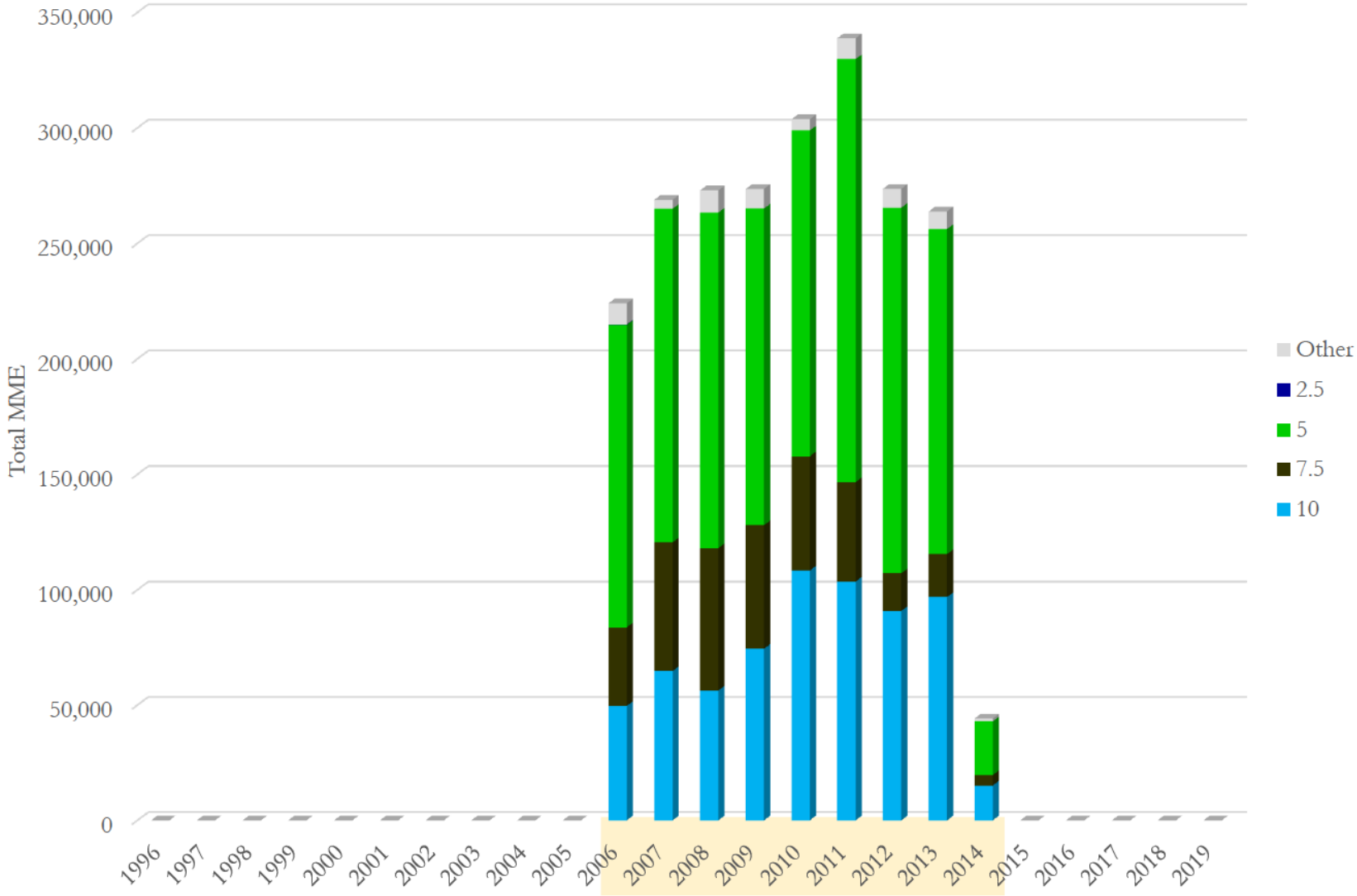

Data source: ARCOS (2006-2014) and Defendant Distribution Data (Walgreens 1/2006 - 3/2014)

Walgreens # 00893 (1/1996 to 12/2017)
DEA: AW5016236
1344 Stockton St
San Francisco, CA 94133

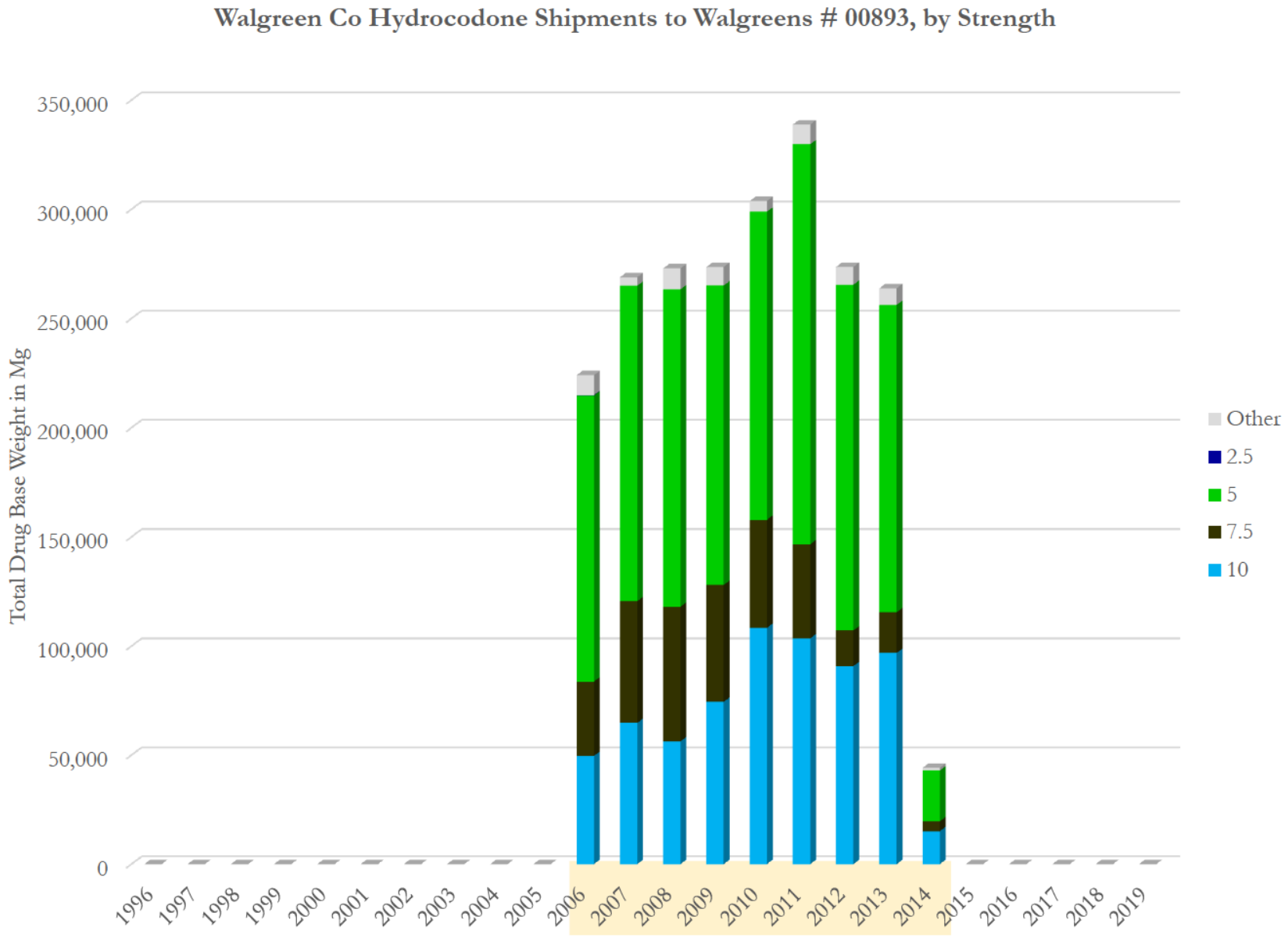

Data source: ARCOS (2006-2014) and Defendant Distribution Data (Walgreens 1/2006 - 3/2014)

Walgreens # 00893 (1/1996 to 12/2017)
DEA: AW5016236
1344 Stockton St
San Francisco, CA 94133

Walgreen Co Hydrocodone Shipments to Walgreens # 00893, by Strength
(Total Dosage Units)

Strength Year\	10	7.5	5	2.5	Other	Total	Avg. Str
1996	0	0	0	0	0	**0**	
1997	0	0	0	0	0	**0**	
1998	0	0	0	0	0	**0**	
1999	0	0	0	0	0	**0**	
2000	0	0	0	0	0	**0**	
2001	0	0	0	0	0	**0**	
2002	0	0	0	0	0	**0**	
2003	0	0	0	0	0	**0**	
2004	0	0	0	0	0	**0**	
2005	0	0	0	0	0	**0**	
2006	8,200	7,500	43,300	100	0	**59,100**	6.01
2007	10,700	12,300	47,700	0	0	**70,700**	6.19
2008	9,300	13,600	48,000	0	0	**70,900**	6.14
2009	12,300	11,800	45,300	0	0	**69,400**	6.31
2010	17,900	10,900	46,600	0	0	**75,400**	6.55
2011	17,100	9,500	60,500	0	0	**87,100**	6.25
2012	15,000	3,600	52,300	0	0	**70,900**	6.18
2013	16,000	4,100	46,510	0	0	**66,610**	6.35
2014	2,500	1,000	7,700	0	0	**11,200**	6.34
2015	0	0	0	0	0	**0**	
2016	0	0	0	0	0	**0**	
2017	0	0	0	0	0	**0**	
2018	0	0	0	0	0	**0**	
2019	0	0	0	0	0	**0**	
Total	**109,000**	**74,300**	**397,910**	**100**	**0**	**581,310**	6.26

Data source: ARCOS (2006-2014) and Defendant Distribution Data (Walgreens 1/2006 - 3/2014)

Walgreens # 00893 (1/1996 to 12/2017)
DEA: AW5016236
1344 Stockton St
San Francisco, CA 94133

Walgreen Co Hydrocodone Shipments to Walgreens # 00893, by Strength
(Total MME)

Strength Year\	10	7.5	5	2.5	Other	Total	Avg. Str
1996	0	0	0	0	0	**0**	
1997	0	0	0	0	0	**0**	
1998	0	0	0	0	0	**0**	
1999	0	0	0	0	0	**0**	
2000	0	0	0	0	0	**0**	
2001	0	0	0	0	0	**0**	
2002	0	0	0	0	0	**0**	
2003	0	0	0	0	0	**0**	
2004	0	0	0	0	0	**0**	
2005	0	0	0	0	0	**0**	
2006	49,643	34,054	131,069	151	9,166	**224,083**	6.01
2007	64,778	55,848	144,388	0	3,867	**268,881**	6.19
2008	56,302	61,751	145,296	0	9,596	**272,945**	6.14
2009	74,464	53,578	137,123	0	8,450	**273,616**	6.31
2010	108,367	49,491	141,058	0	4,870	**303,786**	6.55
2011	103,523	43,135	183,134	0	9,022	**338,814**	6.25
2012	90,810	16,346	158,312	0	8,164	**273,632**	6.18
2013	96,864	18,616	140,786	0	7,591	**263,857**	6.35
2014	15,135	4,541	23,308	0	1,146	**44,129**	6.34
2015	0	0	0	0	0	**0**	
2016	0	0	0	0	0	**0**	
2017	0	0	0	0	0	**0**	
2018	0	0	0	0	0	**0**	
2019	0	0	0	0	0	**0**	
Total	**659,886**	**337,359**	**1,204,474**	**151**	**61,873**	**2,263,743**	6.26

Data source: ARCOS (2006-2014) and Defendant Distribution Data (Walgreens 1/2006 - 3/2014)

Walgreens # 00893 (1/1996 to 12/2017)
DEA: AW5016236
1344 Stockton St
San Francisco, CA 94133

Walgreen Co Hydrocodone Shipments to Walgreens # 00893, by Strength
(Total Drug Base Weight in Milligram)

Strength Year\	10	7.5	5	2.5	Other	Total	Avg. Str
1996	0	0	0	0	0	**0**	
1997	0	0	0	0	0	**0**	
1998	0	0	0	0	0	**0**	
1999	0	0	0	0	0	**0**	
2000	0	0	0	0	0	**0**	
2001	0	0	0	0	0	**0**	
2002	0	0	0	0	0	**0**	
2003	0	0	0	0	0	**0**	
2004	0	0	0	0	0	**0**	
2005	0	0	0	0	0	**0**	
2006	49,643	34,054	131,069	151	9,166	**224,083**	6.01
2007	64,778	55,848	144,388	0	3,867	**268,881**	6.19
2008	56,302	61,751	145,296	0	9,596	**272,945**	6.14
2009	74,464	53,578	137,123	0	8,450	**273,616**	6.31
2010	108,367	49,491	141,058	0	4,870	**303,786**	6.55
2011	103,523	43,135	183,133	0	9,022	**338,814**	6.25
2012	90,810	16,346	158,312	0	8,164	**273,632**	6.18
2013	96,864	18,616	140,786	0	7,591	**263,857**	6.35
2014	15,135	4,541	23,308	0	1,146	**44,129**	6.34
2015	0	0	0	0	0	**0**	
2016	0	0	0	0	0	**0**	
2017	0	0	0	0	0	**0**	
2018	0	0	0	0	0	**0**	
2019	0	0	0	0	0	**0**	
Total	**659,886**	**337,359**	**1,204,474**	**151**	**61,873**	**2,263,743**	6.26

Data source: ARCOS (2006-2014) and Defendant Distribution Data (Walgreens 1/2006 - 3/2014)

Walgreens # 13671 (5/2009 to 7/2015)
DEA: FW1295054
3931 Alemany Blvd Suite 2001
San Francisco, CA 94132

Walgreen Co Oxycodone Shipments to Walgreens # 13671

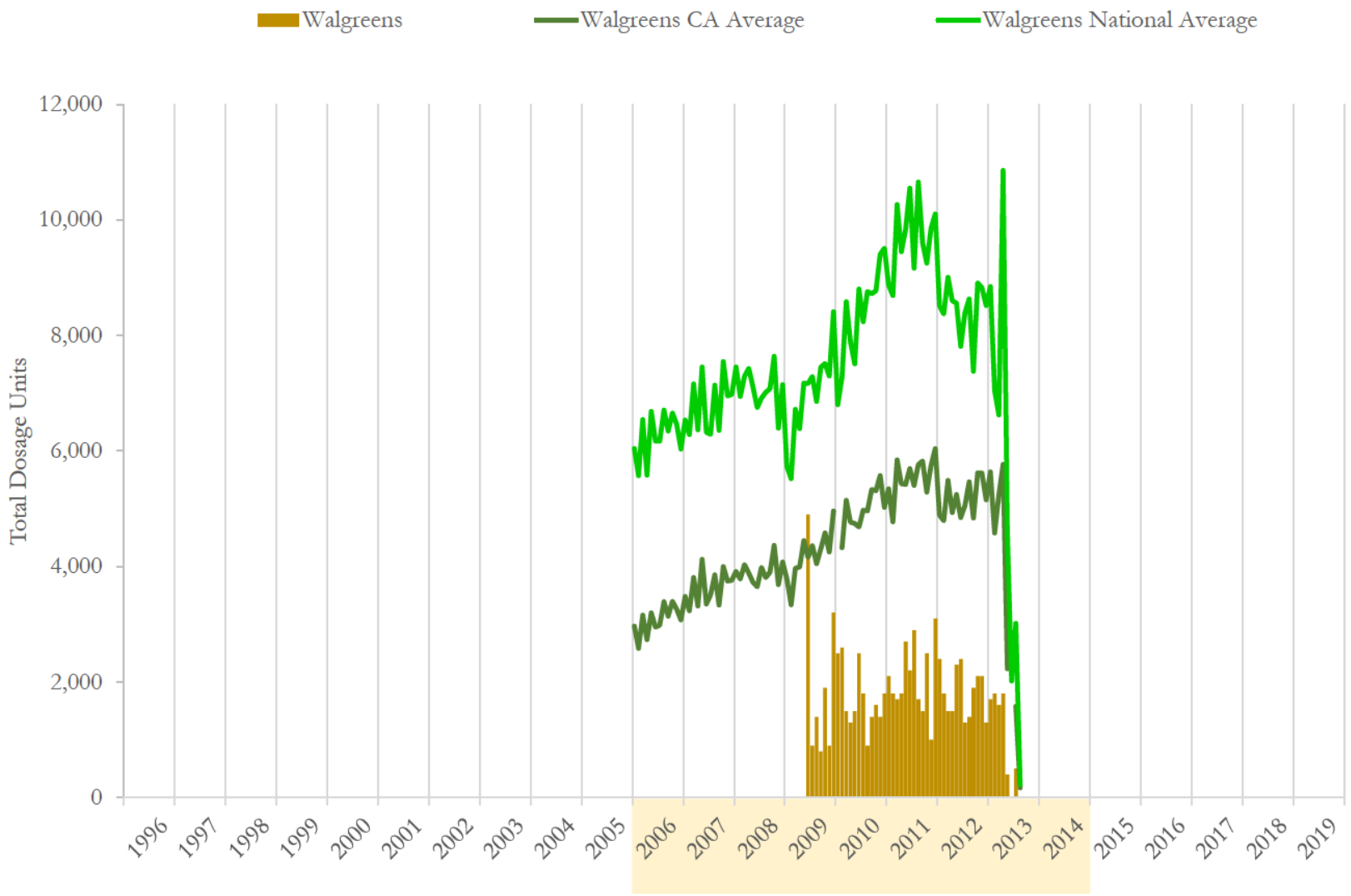

National and state averages reflect oxycodone shipped from Walgreen Co to all active pharmacies each month.
Data source: ARCOS (2006-2014) and Defendant Distribution Data (Walgreens 1/2006 - 3/2014)

Walgreens # 13671 (5/2009 to 7/2015)
DEA: FW1295054
3931 Alemany Blvd Suite 2001
San Francisco, CA 94132

Walgreen Co Oxycodone Shipments to Walgreens # 13671

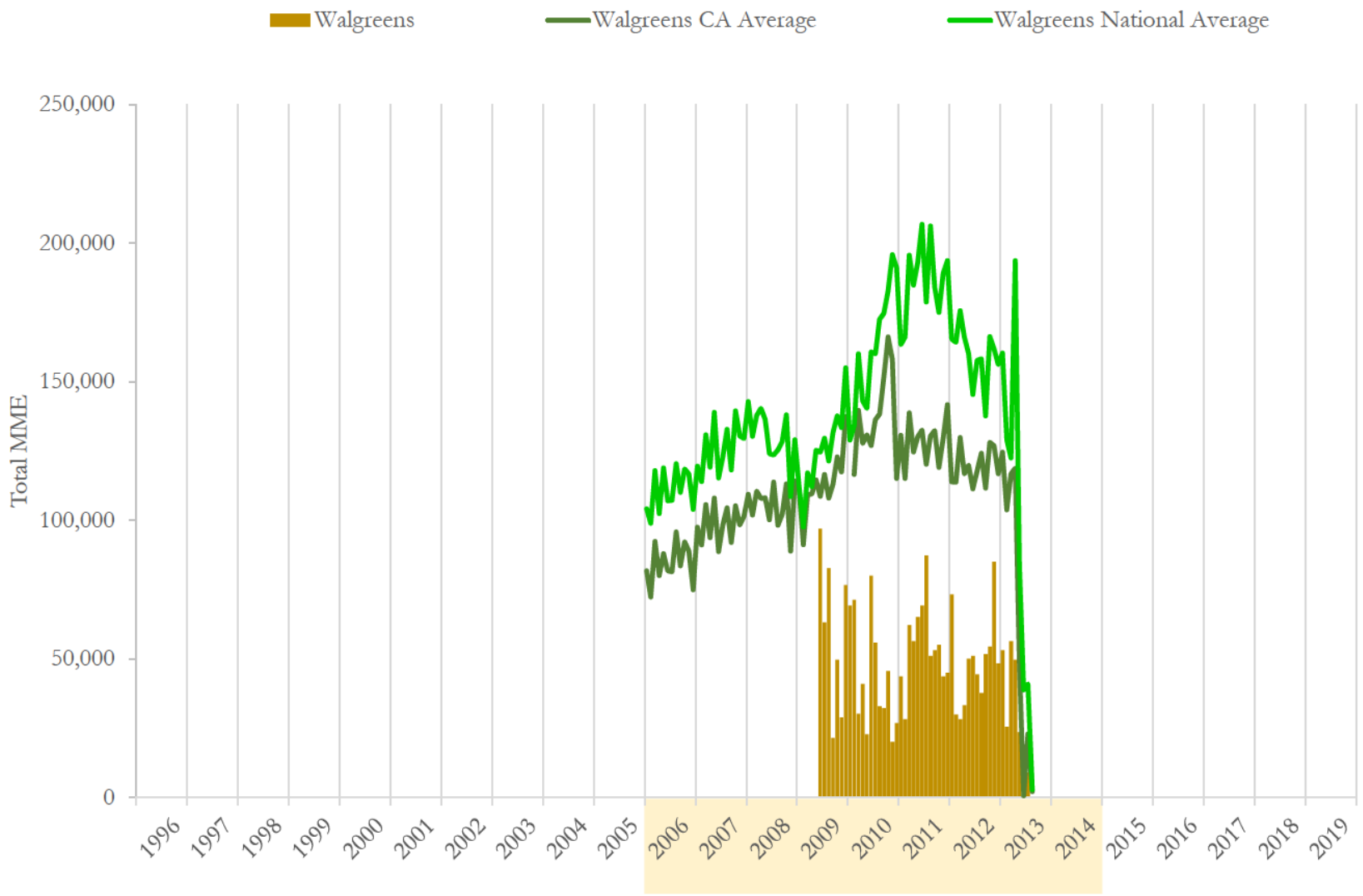

National and state averages reflect oxycodone shipped from Walgreen Co to all active pharmacies each month.
Data source: ARCOS (2006-2014) and Defendant Distribution Data (Walgreens 1/2006 - 3/2014)

Walgreens # 13671 (5/2009 to 7/2015)
DEA: FW1295054
3931 Alemany Blvd Suite 2001
San Francisco, CA 94132

Walgreen Co Oxycodone Shipments to Walgreens # 13671

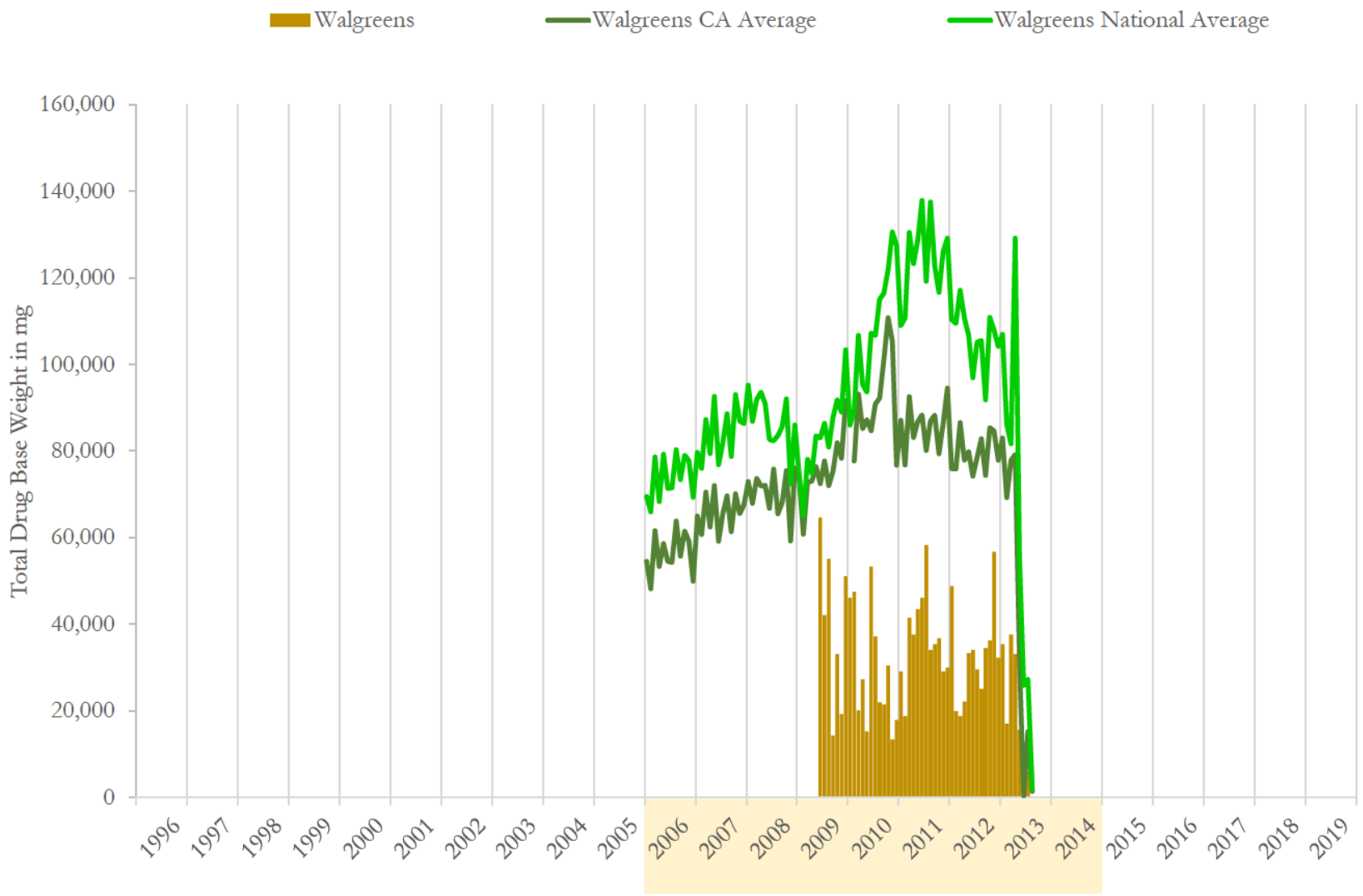

National and state averages reflect oxycodone shipped from Walgreen Co to all active pharmacies each month.
Data source: ARCOS (2006-2014) and Defendant Distribution Data (Walgreens 1/2006 - 3/2014)

Walgreen Co Oxycodone Shipments to Walgreens # 13671

	Dosage Units		MME		Drug Base Weight in mg	
Date	Walgreens	% Change	Walgreens	% Change	Walgreens	% Change
01/2008	0	n/a	0	n/a	0	n/a
02/2008	0	n/a	0	n/a	0	n/a
03/2008	0	n/a	0	n/a	0	n/a
04/2008	0	n/a	0	n/a	0	n/a
05/2008	0	n/a	0	n/a	0	n/a
06/2008	0	n/a	0	n/a	0	n/a
07/2008	0	n/a	0	n/a	0	n/a
08/2008	0	n/a	0	n/a	0	n/a
09/2008	0	n/a	0	n/a	0	n/a
10/2008	0	n/a	0	n/a	0	n/a
11/2008	0	n/a	0	n/a	0	n/a
12/2008	0	n/a	0	n/a	0	n/a
01/2009	0	n/a	0	n/a	0	n/a
02/2009	0	n/a	0	n/a	0	n/a
03/2009	0	n/a	0	n/a	0	n/a
04/2009	0	n/a	0	n/a	0	n/a
05/2009	0	n/a	0	n/a	0	n/a
06/2009	4,900	n/a	97,024	n/a	64,682	n/a
07/2009	900	-81.6%	63,203	-34.9%	42,136	-34.9%
08/2009	1,400	55.6%	82,702	30.9%	55,135	30.9%
09/2009	800	-42.9%	21,516	-74.0%	14,344	-74.0%
10/2009	1,900	137.5%	49,756	131.3%	33,171	131.3%
11/2009	900	-52.6%	28,912	-41.9%	19,275	-41.9%
12/2009	3,200	255.6%	76,651	165.1%	51,101	165.1%

Data source: ARCOS (2006-2014) and Defendant Distribution Data (Walgreens 1/2006 - 3/2014)

Walgreen Co Oxycodone Shipments to Walgreens # 13671

	Dosage Units		MME		Drug Base Weight in mg	
Date	Walgreens	% Change	Walgreens	% Change	Walgreens	% Change
01/2010	2,500	-21.9%	69,255	-9.6%	46,170	-9.6%
02/2010	2,600	4.0%	71,272	2.9%	47,515	2.9%
03/2010	1,500	-42.3%	30,257	-57.5%	20,171	-57.5%
04/2010	1,300	-13.3%	41,015	35.6%	27,343	35.6%
05/2010	1,500	15.4%	22,861	-44.3%	15,241	-44.3%
06/2010	2,500	66.7%	80,013	250.0%	53,342	250.0%
07/2010	1,800	-28.0%	55,807	-30.3%	37,205	-30.3%
08/2010	900	-50.0%	32,946	-41.0%	21,964	-41.0%
09/2010	1,400	55.6%	32,274	-2.0%	21,516	-2.0%
10/2010	1,600	14.3%	45,722	41.7%	30,481	41.7%
11/2010	1,400	-12.5%	20,171	-55.9%	13,448	-55.9%
12/2010	1,800	28.6%	26,895	33.3%	17,930	33.3%
01/2011	2,100	16.7%	43,704	62.5%	29,136	62.5%
02/2011	1,800	-14.3%	28,240	-35.4%	18,827	-35.4%
03/2011	1,700	-5.6%	62,195	120.2%	41,463	120.2%
04/2011	1,800	5.9%	56,480	-9.2%	37,653	-9.2%
05/2011	2,700	50.0%	65,220	15.5%	43,480	15.5%
06/2011	2,200	-18.5%	69,255	6.2%	46,170	6.2%
07/2011	2,900	31.8%	87,409	26.2%	58,273	26.2%
08/2011	1,700	-41.4%	51,101	-41.5%	34,067	-41.5%
09/2011	1,500	-11.8%	53,118	3.9%	35,412	3.9%
10/2011	2,500	66.7%	55,135	3.8%	36,757	3.8%
11/2011	1,000	-60.0%	43,704	-20.7%	29,136	-20.7%
12/2011	3,100	210.0%	45,049	3.1%	30,033	3.1%

Data source: ARCOS (2006-2014) and Defendant Distribution Data (Walgreens 1/2006 - 3/2014)

Walgreen Co Oxycodone Shipments to Walgreens # 13671

	Dosage Units		MME		Drug Base Weight in mg	
Date	Walgreens	% Change	Walgreens	% Change	Walgreens	% Change
01/2012	2,400	-22.6%	73,289	62.7%	48,859	62.7%
02/2012	1,800	-25.0%	29,921	-59.2%	19,947	-59.2%
03/2012	1,500	-16.7%	28,240	-5.6%	18,827	-5.6%
04/2012	1,500	0.0%	33,283	17.9%	22,188	17.9%
05/2012	2,300	53.3%	50,092	50.5%	33,395	50.5%
06/2012	2,400	4.3%	51,101	2.0%	34,067	2.0%
07/2012	1,300	-45.8%	44,377	-13.2%	29,585	-13.2%
08/2012	1,400	7.7%	37,653	-15.2%	25,102	-15.2%
09/2012	1,900	35.7%	51,773	37.5%	34,515	37.5%
10/2012	2,100	10.5%	54,462	5.2%	36,308	5.2%
11/2012	2,100	0.0%	85,055	56.2%	56,704	56.2%
12/2012	1,300	-38.1%	48,411	-43.1%	32,274	-43.1%
01/2013	1,700	30.8%	53,118	9.7%	35,412	9.7%
02/2013	1,800	5.9%	25,550	-51.9%	17,034	-51.9%
03/2013	1,600	-11.1%	56,480	121.1%	37,653	121.1%
04/2013	1,800	12.5%	49,756	-11.9%	33,171	-11.9%
05/2013	400	-77.8%	23,533	-52.7%	15,689	-52.7%
06/2013	0	-100.0%	0	-100.0%	0	-100.0%
07/2013	500	n/a	9,077	n/a	6,051	n/a
08/2013	0	-100.0%	0	-100.0%	0	-100.0%
09/2013	0	n/a	0	n/a	0	n/a
10/2013	0	n/a	0	n/a	0	n/a
11/2013	0	n/a	0	n/a	0	n/a
12/2013	0	n/a	0	n/a	0	n/a

Data source: ARCOS (2006-2014) and Defendant Distribution Data (Walgreens 1/2006 - 3/2014)

Walgreen Co Oxycodone Shipments to Walgreens # 13671

	Dosage Units		MME		Drug Base Weight in mg	
Date	Walgreens	% Change	Walgreens	% Change	Walgreens	% Change
1996	0		0		0	
1997	0	n/a	0	n/a	0	n/a
1998	0	n/a	0	n/a	0	n/a
1999	0	n/a	0	n/a	0	n/a
2000	0	n/a	0	n/a	0	n/a
2001	0	n/a	0	n/a	0	n/a
2002	0	n/a	0	n/a	0	n/a
2003	0	n/a	0	n/a	0	n/a
2004	0	n/a	0	n/a	0	n/a
2005	0	n/a	0	n/a	0	n/a
2006	0	n/a	0	n/a	0	n/a
2007	0	n/a	0	n/a	0	n/a
2008	0	n/a	0	n/a	0	n/a
2009	14,000	n/a	419,764	n/a	279,842	n/a
2010	20,800	48.6%	528,487	25.9%	352,325	25.9%
2011	25,000	20.2%	660,608	25.0%	440,406	25.0%
2012	22,000	-12.0%	587,656	-11.0%	391,771	-11.0%
2013	7,800	-64.5%	217,513	-63.0%	145,009	-63.0%
2014	0	-100.0%	0	-100.0%	0	-100.0%
2015	0	n/a	0	n/a	0	n/a
2016	0	n/a	0	n/a	0	n/a
2017	0	n/a	0	n/a	0	n/a
2018	0	n/a	0	n/a	0	n/a
2019	0	n/a	0	n/a	0	n/a
Total	**89,600**		**2,414,028**		**1,609,352**	

Data source: ARCOS (2006-2014) and Defendant Distribution Data (Walgreens 1/2006 - 3/2014)

Walgreens # 13671 (5/2009 to 7/2015)
DEA: FW1295054
3931 Alemany Blvd Suite 2001
San Francisco, CA 94132

Walgreen Co Oxycodone Shipments to Walgreens # 13671, by Strength

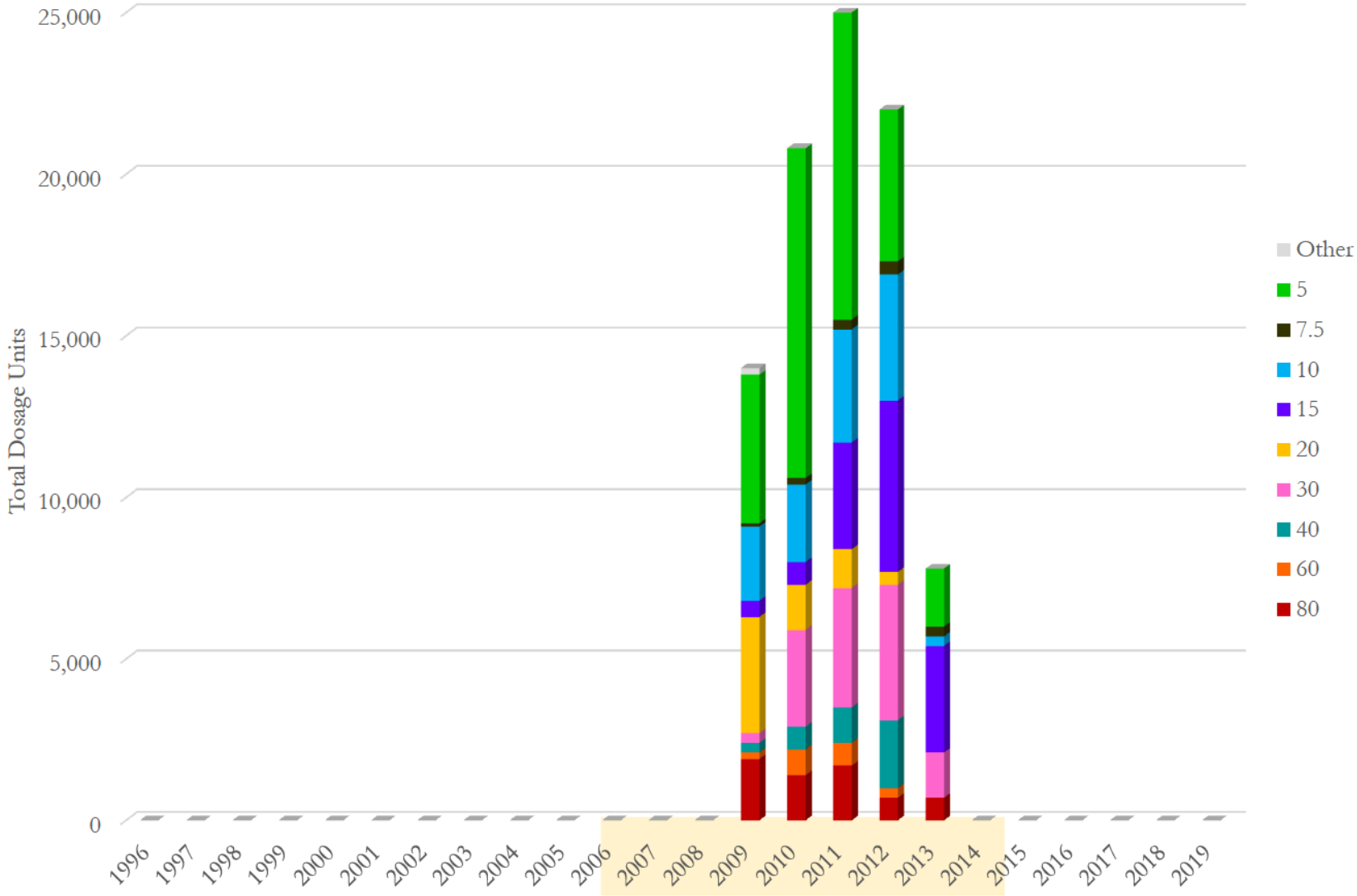

Data source: ARCOS (2006-2014) and Defendant Distribution Data (Walgreens 1/2006 - 3/2014)

Walgreens # 13671 (5/2009 to 7/2015)
DEA: FW1295054
3931 Alemany Blvd Suite 2001
San Francisco, CA 94132

Walgreen Co Oxycodone Shipments to Walgreens # 13671, by Strength

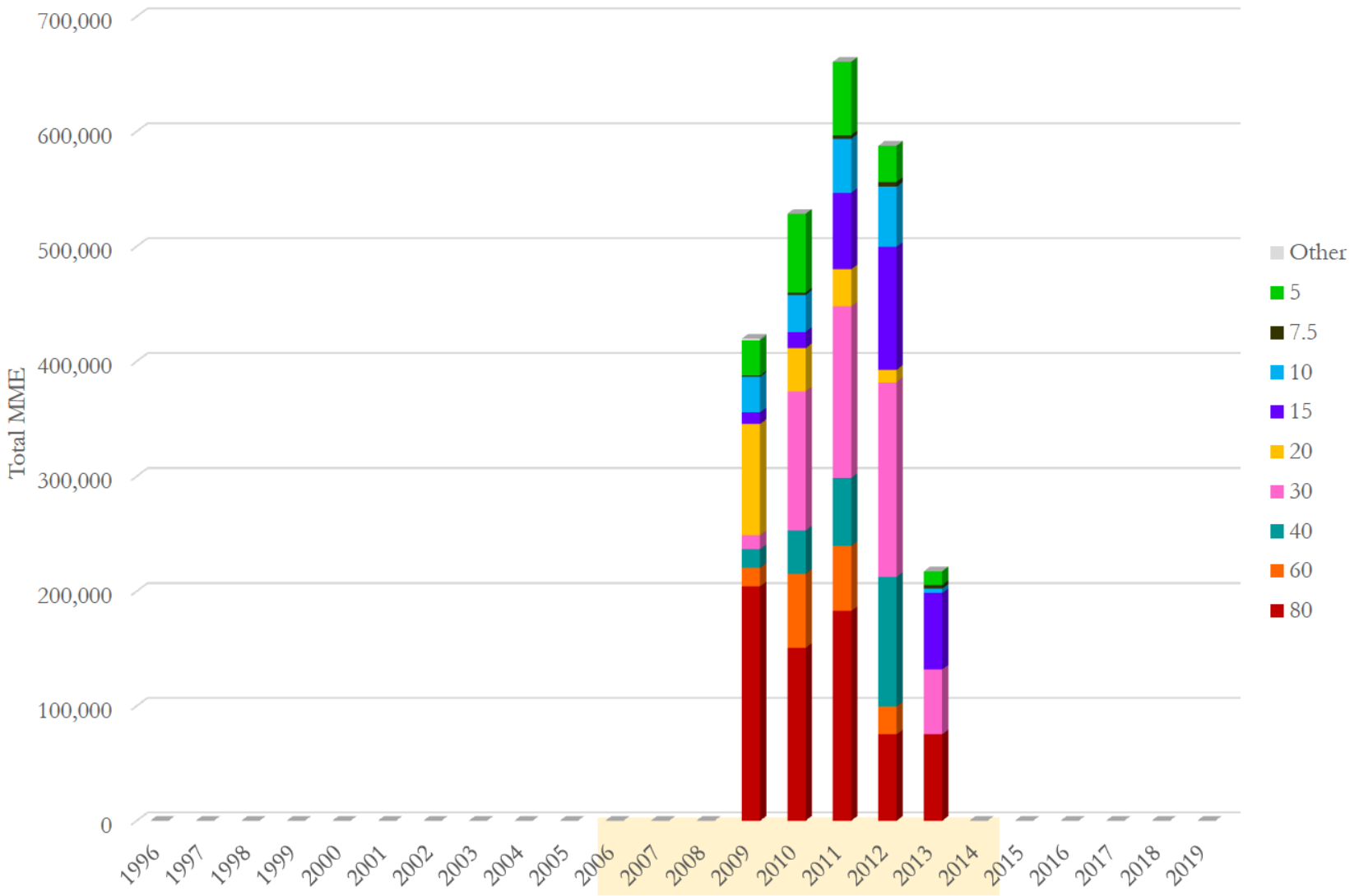

Data source: ARCOS (2006-2014) and Defendant Distribution Data (Walgreens 1/2006 - 3/2014)

Walgreens # 13671 (5/2009 to 7/2015)
DEA: FW1295054
3931 Alemany Blvd Suite 2001
San Francisco, CA 94132

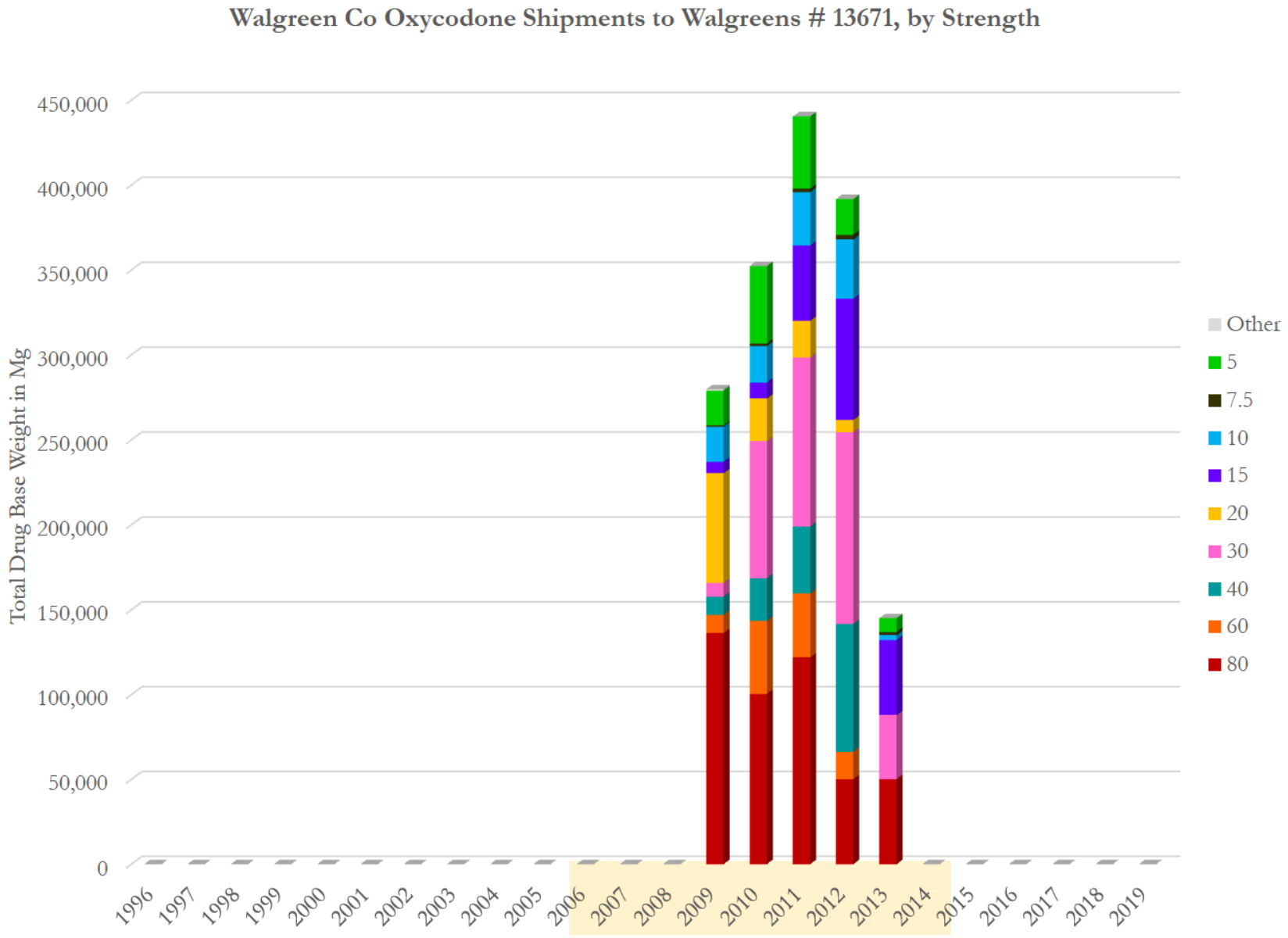

Data source: ARCOS (2006-2014) and Defendant Distribution Data (Walgreens 1/2006 - 3/2014)

Walgreens # 13671 (5/2009 to 7/2015)
DEA: FW1295054
3931 Alemany Blvd Suite 2001
San Francisco, CA 94132

Walgreen Co Oxycodone Shipments to Walgreens # 13671, by Strength
(Total Dosage Units)

Strength Year\	80	60	40	30	20	15	10	7.5	5	Other	Total	Avg. Str
1996	0	0	0	0	0	0	0	0	0	0	**0**	
1997	0	0	0	0	0	0	0	0	0	0	**0**	
1998	0	0	0	0	0	0	0	0	0	0	**0**	
1999	0	0	0	0	0	0	0	0	0	0	**0**	
2000	0	0	0	0	0	0	0	0	0	0	**0**	
2001	0	0	0	0	0	0	0	0	0	0	**0**	
2002	0	0	0	0	0	0	0	0	0	0	**0**	
2003	0	0	0	0	0	0	0	0	0	0	**0**	
2004	0	0	0	0	0	0	0	0	0	0	**0**	
2005	0	0	0	0	0	0	0	0	0	0	**0**	
2006	0	0	0	0	0	0	0	0	0	0	**0**	
2007	0	0	0	0	0	0	0	0	0	0	**0**	
2008	0	0	0	0	0	0	0	0	0	0	**0**	
2009	1,900	200	300	300	3,600	500	2,300	100	4,600	200	**14,000**	22.55
2010	1,400	800	700	3,000	1,400	700	2,400	200	10,200	0	**20,800**	18.89
2011	1,700	700	1,100	3,700	1,200	3,300	3,500	300	9,500	0	**25,000**	19.65
2012	700	300	2,100	4,200	400	5,300	3,900	400	4,700	0	**22,000**	19.86
2013	700	0	0	1,400	0	3,300	300	300	1,800	0	**7,800**	20.74
2014	0	0	0	0	0	0	0	0	0	0	**0**	
2015	0	0	0	0	0	0	0	0	0	0	**0**	
2016	0	0	0	0	0	0	0	0	0	0	**0**	
2017	0	0	0	0	0	0	0	0	0	0	**0**	
2018	0	0	0	0	0	0	0	0	0	0	**0**	
2019	0	0	0	0	0	0	0	0	0	0	**0**	
Total	**6,400**	**2,000**	**4,200**	**12,600**	**6,600**	**13,100**	**12,400**	**1,300**	**30,800**	**200**	**89,600**	20.07

Data source: ARCOS (2006-2014) and Defendant Distribution Data (Walgreens 1/2006 - 3/2014)

Walgreens # 13671 (5/2009 to 7/2015)
DEA: FW1295054
3931 Alemany Blvd Suite 2001
San Francisco, CA 94132

Walgreen Co Oxycodone Shipments to Walgreens # 13671, by Strength (Total MME)

Strength Year\	80	60	40	30	20	15	10	7.5	5	Other	Total	Avg. Str
1996	0	0	0	0	0	0	0	0	0	0	**0**	
1997	0	0	0	0	0	0	0	0	0	0	**0**	
1998	0	0	0	0	0	0	0	0	0	0	**0**	
1999	0	0	0	0	0	0	0	0	0	0	**0**	
2000	0	0	0	0	0	0	0	0	0	0	**0**	
2001	0	0	0	0	0	0	0	0	0	0	**0**	
2002	0	0	0	0	0	0	0	0	0	0	**0**	
2003	0	0	0	0	0	0	0	0	0	0	**0**	
2004	0	0	0	0	0	0	0	0	0	0	**0**	
2005	0	0	0	0	0	0	0	0	0	0	**0**	
2006	0	0	0	0	0	0	0	0	0	0	**0**	
2007	0	0	0	0	0	0	0	0	0	0	**0**	
2008	0	0	0	0	0	0	0	0	0	0	**0**	
2009	204,402	16,137	16,137	12,103	96,822	10,086	30,929	1,009	30,929	1,210	**419,764**	22.55
2010	150,612	64,548	37,653	121,028	37,653	14,120	32,274	2,017	68,582	0	**528,487**	18.89
2011	182,886	56,480	59,169	149,267	32,274	66,565	47,066	3,026	63,876	0	**660,608**	19.65
2012	75,306	24,206	112,959	169,439	10,758	106,908	52,445	4,034	31,602	0	**587,656**	19.86
2013	75,306	0	0	56,480	0	66,565	4,034	3,026	12,103	0	**217,513**	20.74
2014	0	0	0	0	0	0	0	0	0	0	**0**	
2015	0	0	0	0	0	0	0	0	0	0	**0**	
2016	0	0	0	0	0	0	0	0	0	0	**0**	
2017	0	0	0	0	0	0	0	0	0	0	**0**	
2018	0	0	0	0	0	0	0	0	0	0	**0**	
2019	0	0	0	0	0	0	0	0	0	0	**0**	
Total	**688,512**	**161,370**	**225,918**	**508,316**	**177,507**	**264,243**	**166,749**	**13,111**	**207,092**	**1,210**	**2,414,028**	20.07

Data source: ARCOS (2006-2014) and Defendant Distribution Data (Walgreens 1/2006 - 3/2014)

Walgreens # 13671 (5/2009 to 7/2015)
DEA: FW1295054
3931 Alemany Blvd Suite 2001
San Francisco, CA 94132

Walgreen Co Oxycodone Shipments to Walgreens # 13671, by Strength
(Total Drug Base Weight in Milligram)

Strength Year\	80	60	40	30	20	15	10	7.5	5	Other	Total	Avg. Str
1996	0	0	0	0	0	0	0	0	0	0	**0**	
1997	0	0	0	0	0	0	0	0	0	0	**0**	
1998	0	0	0	0	0	0	0	0	0	0	**0**	
1999	0	0	0	0	0	0	0	0	0	0	**0**	
2000	0	0	0	0	0	0	0	0	0	0	**0**	
2001	0	0	0	0	0	0	0	0	0	0	**0**	
2002	0	0	0	0	0	0	0	0	0	0	**0**	
2003	0	0	0	0	0	0	0	0	0	0	**0**	
2004	0	0	0	0	0	0	0	0	0	0	**0**	
2005	0	0	0	0	0	0	0	0	0	0	**0**	
2006	0	0	0	0	0	0	0	0	0	0	**0**	
2007	0	0	0	0	0	0	0	0	0	0	**0**	
2008	0	0	0	0	0	0	0	0	0	0	**0**	
2009	136,268	10,758	10,758	8,069	64,548	6,724	20,620	672	20,620	807	**279,842**	22.55
2010	100,408	43,032	25,102	80,685	25,102	9,413	21,516	1,345	45,722	0	**352,325**	18.89
2011	121,924	37,653	39,446	99,512	21,516	44,377	31,378	2,017	42,584	0	**440,406**	19.65
2012	50,204	16,137	75,306	112,959	7,172	71,272	34,964	2,690	21,068	0	**391,771**	19.86
2013	50,204	0	0	37,653	0	44,377	2,690	2,017	8,069	0	**145,009**	20.74
2014	0	0	0	0	0	0	0	0	0	0	**0**	
2015	0	0	0	0	0	0	0	0	0	0	**0**	
2016	0	0	0	0	0	0	0	0	0	0	**0**	
2017	0	0	0	0	0	0	0	0	0	0	**0**	
2018	0	0	0	0	0	0	0	0	0	0	**0**	
2019	0	0	0	0	0	0	0	0	0	0	**0**	
Total	**459,008**	**107,580**	**150,612**	**338,877**	**118,338**	**176,162**	**111,166**	**8,741**	**138,061**	**807**	**1,609,352**	20.07

Data source: ARCOS (2006-2014) and Defendant Distribution Data (Walgreens 1/2006 - 3/2014)

Walgreens # 13671 (5/2009 to 7/2015)
DEA: FW1295054
3931 Alemany Blvd Suite 2001
San Francisco, CA 94132

Anda, Inc Hydrocodone Shipments to Walgreens # 13671

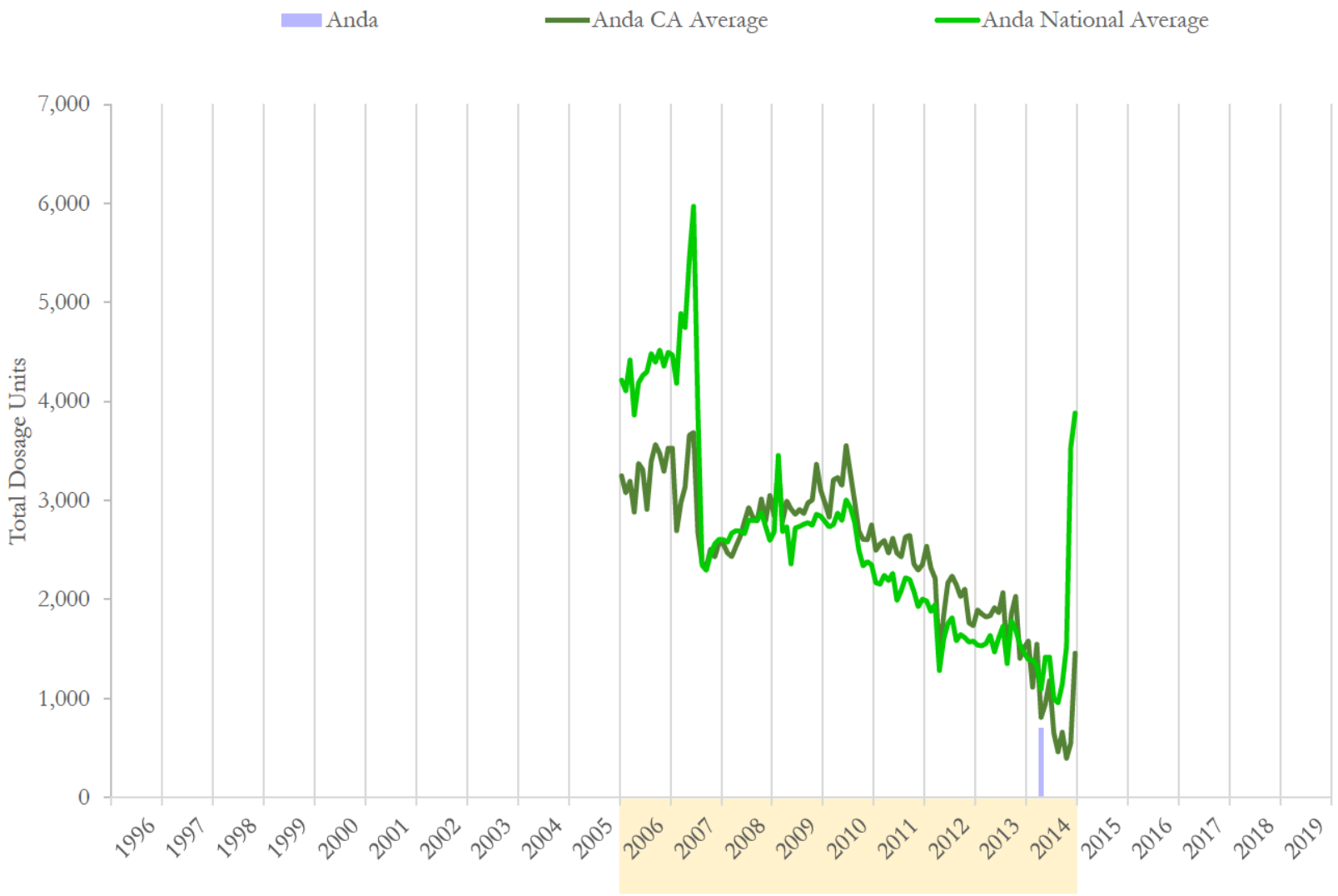

National and state averages reflect hydrocodone shipped from Anda, Inc to all active pharmacies each month.
Data source: ARCOS (2006-2014) and Defendant Distribution Data (Anda 12/1996 - 1/2015)

Walgreens # 13671 (5/2009 to 7/2015)
DEA: FW1295054
3931 Alemany Blvd Suite 2001
San Francisco, CA 94132

Anda, Inc Hydrocodone Shipments to Walgreens # 13671

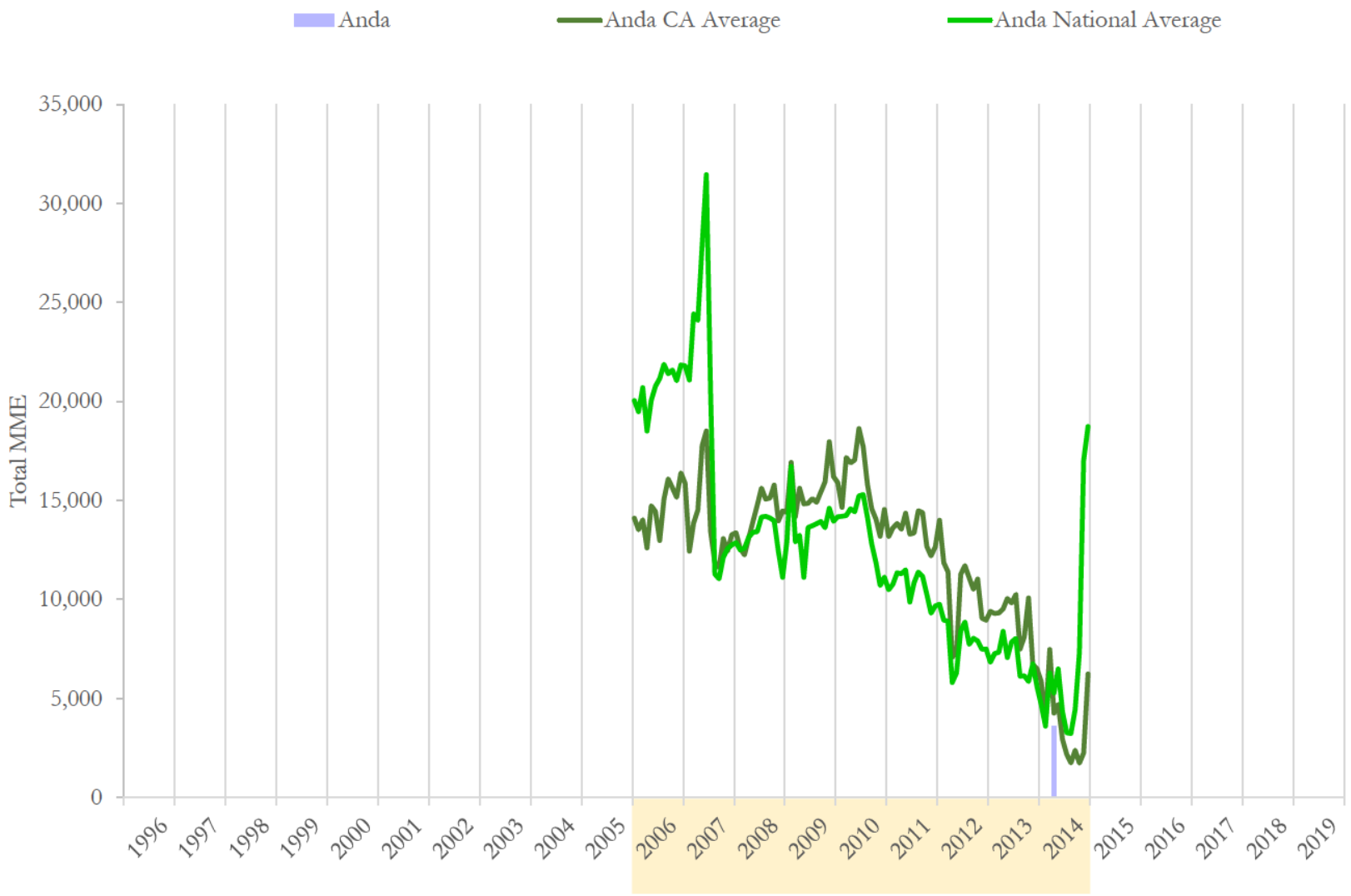

National and state averages reflect hydrocodone shipped from Anda, Inc to all active pharmacies each month.
Data source: ARCOS (2006-2014) and Defendant Distribution Data (Anda 12/1996 - 1/2015)

Walgreens # 13671 (5/2009 to 7/2015)
DEA: FW1295054
3931 Alemany Blvd Suite 2001
San Francisco, CA 94132

Anda, Inc Hydrocodone Shipments to Walgreens # 13671

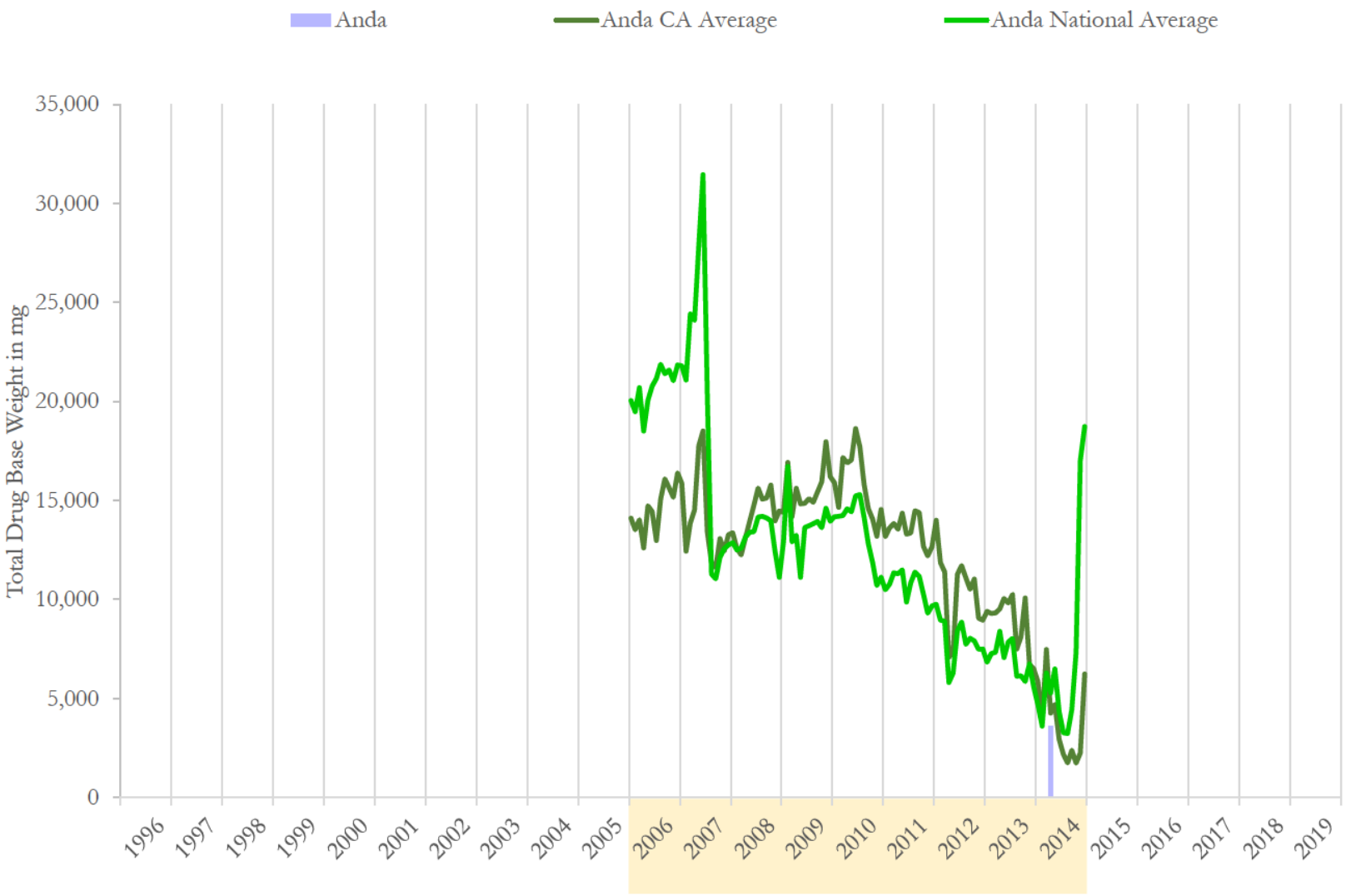

National and state averages reflect hydrocodone shipped from Anda, Inc to all active pharmacies each month.
Data source: ARCOS (2006-2014) and Defendant Distribution Data (Anda 12/1996 - 1/2015)

Anda, Inc Hydrocodone Shipments to Walgreens # 13671

	Dosage Units		MME		Drug Base Weight in mg	
Date	Anda	% Change	Anda	% Change	Anda	% Change
01/2014	0	n/a	0	n/a	0	n/a
02/2014	0	n/a	0	n/a	0	n/a
03/2014	0	n/a	0	n/a	0	n/a
04/2014	700	n/a	3,632	n/a	3,632	n/a
05/2014	0	-100.0%	0	-100.0%	0	-100.0%
06/2014	0	n/a	0	n/a	0	n/a
07/2014	0	n/a	0	n/a	0	n/a
08/2014	0	n/a	0	n/a	0	n/a
09/2014	0	n/a	0	n/a	0	n/a
10/2014	0	n/a	0	n/a	0	n/a
11/2014	0	n/a	0	n/a	0	n/a
12/2014	0	n/a	0	n/a	0	n/a
01/2015	0	n/a	0	n/a	0	n/a
02/2015	0	n/a	0	n/a	0	n/a
03/2015	0	n/a	0	n/a	0	n/a
04/2015	0	n/a	0	n/a	0	n/a
05/2015	0	n/a	0	n/a	0	n/a
06/2015	0	n/a	0	n/a	0	n/a
07/2015	0	n/a	0	n/a	0	n/a
08/2015	0	n/a	0	n/a	0	n/a
09/2015	0	n/a	0	n/a	0	n/a
10/2015	0	n/a	0	n/a	0	n/a
11/2015	0	n/a	0	n/a	0	n/a
12/2015	0	n/a	0	n/a	0	n/a

Data source: ARCOS (2006-2014) and Defendant Distribution Data (Anda 12/1996 - 1/2015)

Walgreens # 13671 (5/2009 to 7/2015)
DEA: FW1295054
3931 Alemany Blvd Suite 2001
San Francisco, CA 94132

Anda, Inc Hydrocodone Shipments to Walgreens # 13671

	Dosage Units		MME		Drug Base Weight in mg	
Date	**Anda**	**% Change**	**Anda**	**% Change**	**Anda**	**% Change**
1996	0		0		0	
1997	0	n/a	0	n/a	0	n/a
1998	0	n/a	0	n/a	0	n/a
1999	0	n/a	0	n/a	0	n/a
2000	0	n/a	0	n/a	0	n/a
2001	0	n/a	0	n/a	0	n/a
2002	0	n/a	0	n/a	0	n/a
2003	0	n/a	0	n/a	0	n/a
2004	0	n/a	0	n/a	0	n/a
2005	0	n/a	0	n/a	0	n/a
2006	0	n/a	0	n/a	0	n/a
2007	0	n/a	0	n/a	0	n/a
2008	0	n/a	0	n/a	0	n/a
2009	0	n/a	0	n/a	0	n/a
2010	0	n/a	0	n/a	0	n/a
2011	0	n/a	0	n/a	0	n/a
2012	0	n/a	0	n/a	0	n/a
2013	0	n/a	0	n/a	0	n/a
2014	700	n/a	3,632	n/a	3,632	n/a
2015	0	-100.0%	0	-100.0%	0	-100.0%
2016	0	n/a	0	n/a	0	n/a
2017	0	n/a	0	n/a	0	n/a
2018	0	n/a	0	n/a	0	n/a
2019	0	n/a	0	n/a	0	n/a
Total	**700**		**3,632**		**3,632**	

Data source: ARCOS (2006-2014) and Defendant Distribution Data (Anda 12/1996 - 1/2015)

Walgreens # 13671 (5/2009 to 7/2015)
DEA: FW1295054
3931 Alemany Blvd Suite 2001
San Francisco, CA 94132

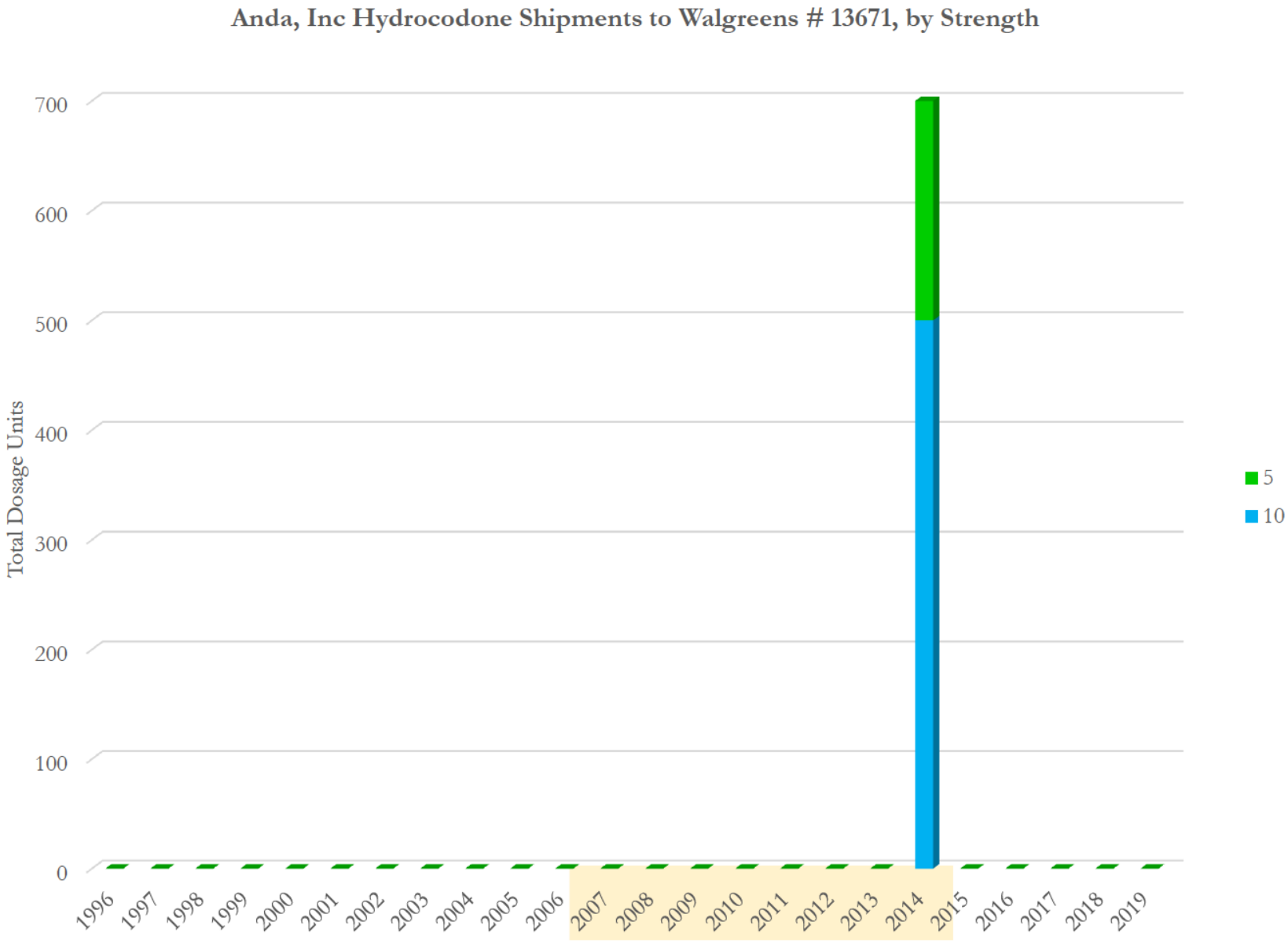

Data source: ARCOS (2006-2014) and Defendant Distribution Data (Anda 12/1996 - 1/2015)

Walgreens # 13671 (5/2009 to 7/2015)
DEA: FW1295054
3931 Alemany Blvd Suite 2001
San Francisco, CA 94132

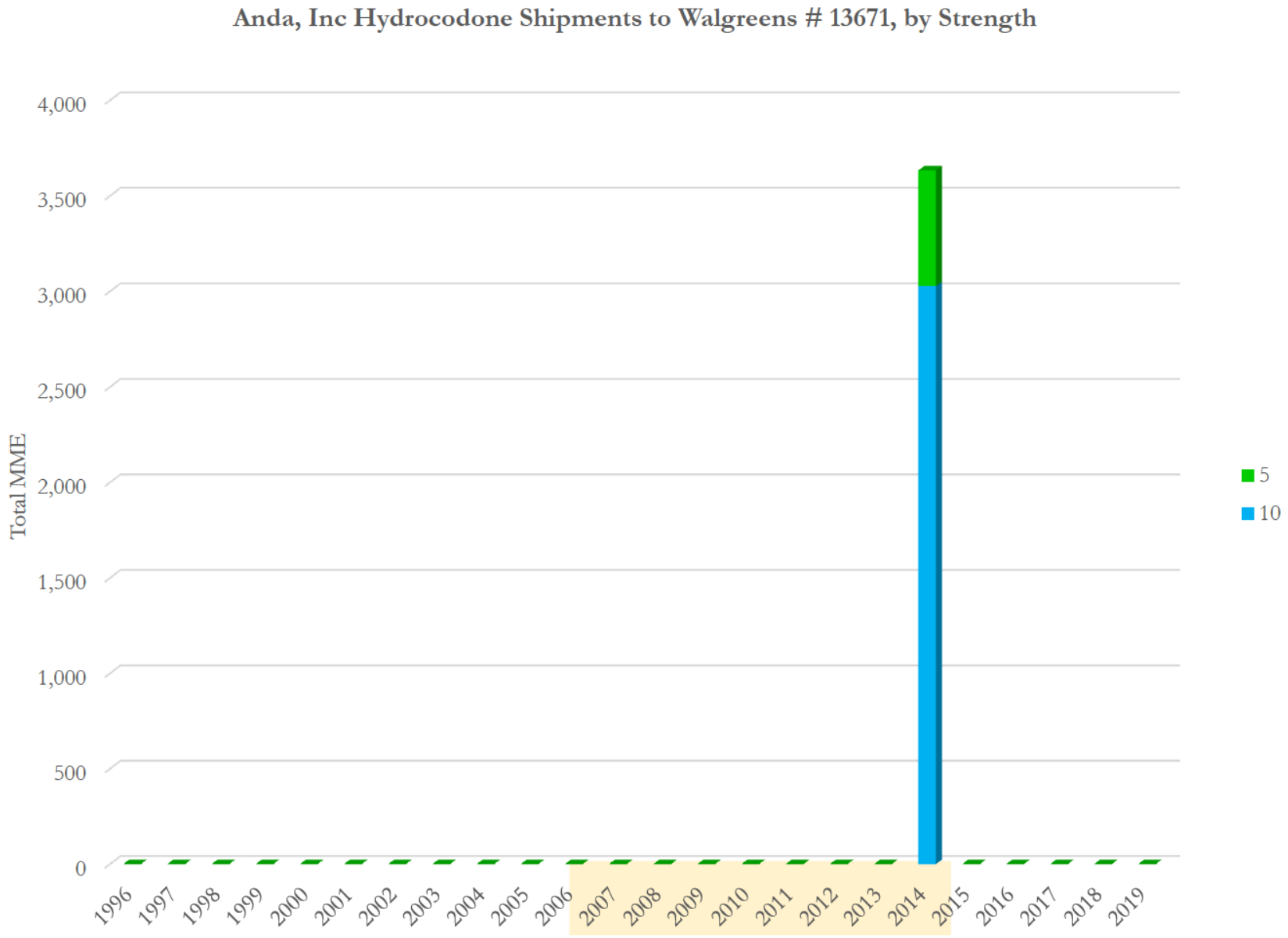

Data source: ARCOS (2006-2014) and Defendant Distribution Data (Anda 12/1996 - 1/2015)

Walgreens # 13671 (5/2009 to 7/2015)
DEA: FW1295054
3931 Alemany Blvd Suite 2001
San Francisco, CA 94132

Anda, Inc Hydrocodone Shipments to Walgreens # 13671, by Strength

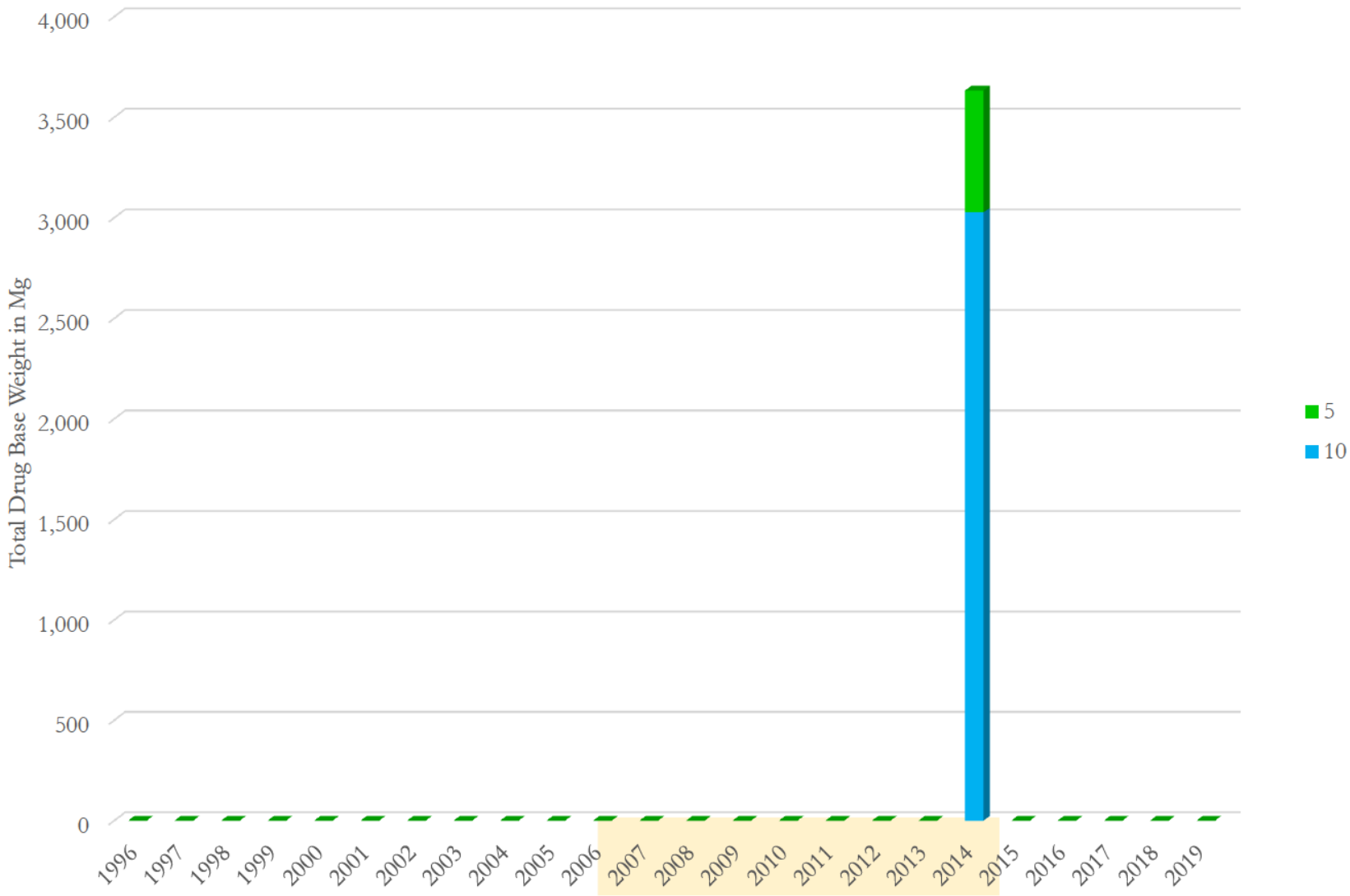

Data source: ARCOS (2006-2014) and Defendant Distribution Data (Anda 12/1996 - 1/2015)

Anda, Inc Hydrocodone Shipments to Walgreens # 13671, by Strength
(Total Dosage Units)

Strength Year\	10	5	Total	Avg. Str
1996	0	0	**0**	
1997	0	0	**0**	
1998	0	0	**0**	
1999	0	0	**0**	
2000	0	0	**0**	
2001	0	0	**0**	
2002	0	0	**0**	
2003	0	0	**0**	
2004	0	0	**0**	
2005	0	0	**0**	
2006	0	0	**0**	
2007	0	0	**0**	
2008	0	0	**0**	
2009	0	0	**0**	
2010	0	0	**0**	
2011	0	0	**0**	
2012	0	0	**0**	
2013	0	0	**0**	
2014	500	200	**700**	8.57
2015	0	0	**0**	
2016	0	0	**0**	
2017	0	0	**0**	
2018	0	0	**0**	
2019	0	0	**0**	
Total	**500**	**200**	**700**	8.57

Data source: ARCOS (2006-2014) and Defendant Distribution Data (Anda 12/1996 - 1/2015)

Anda, Inc Hydrocodone Shipments to Walgreens # 13671, by Strength (Total MME)

Strength Year\	10	5	Total	Avg. Str
1996	0	0	**0**	
1997	0	0	**0**	
1998	0	0	**0**	
1999	0	0	**0**	
2000	0	0	**0**	
2001	0	0	**0**	
2002	0	0	**0**	
2003	0	0	**0**	
2004	0	0	**0**	
2005	0	0	**0**	
2006	0	0	**0**	
2007	0	0	**0**	
2008	0	0	**0**	
2009	0	0	**0**	
2010	0	0	**0**	
2011	0	0	**0**	
2012	0	0	**0**	
2013	0	0	**0**	
2014	3,027	605	**3,632**	8.57
2015	0	0	**0**	
2016	0	0	**0**	
2017	0	0	**0**	
2018	0	0	**0**	
2019	0	0	**0**	
Total	**3,027**	**605**	**3,632**	8.57

Data source: ARCOS (2006-2014) and Defendant Distribution Data (Anda 12/1996 - 1/2015)

Anda, Inc Hydrocodone Shipments to Walgreens # 13671, by Strength
(Total Drug Base Weight in Milligram)

Strength Year\	10	5	Total	Avg. Str
1996	0	0	**0**	
1997	0	0	**0**	
1998	0	0	**0**	
1999	0	0	**0**	
2000	0	0	**0**	
2001	0	0	**0**	
2002	0	0	**0**	
2003	0	0	**0**	
2004	0	0	**0**	
2005	0	0	**0**	
2006	0	0	**0**	
2007	0	0	**0**	
2008	0	0	**0**	
2009	0	0	**0**	
2010	0	0	**0**	
2011	0	0	**0**	
2012	0	0	**0**	
2013	0	0	**0**	
2014	3,027	605	**3,632**	8.57
2015	0	0	**0**	
2016	0	0	**0**	
2017	0	0	**0**	
2018	0	0	**0**	
2019	0	0	**0**	
Total	**3,027**	**605**	**3,632**	8.57

Data source: ARCOS (2006-2014) and Defendant Distribution Data (Anda 12/1996 - 1/2015)

Walgreens # 13671 (5/2009 to 7/2015)
DEA: FW1295054
3931 Alemany Blvd Suite 2001
San Francisco, CA 94132

Walgreen Co Hydrocodone Shipments to Walgreens # 13671

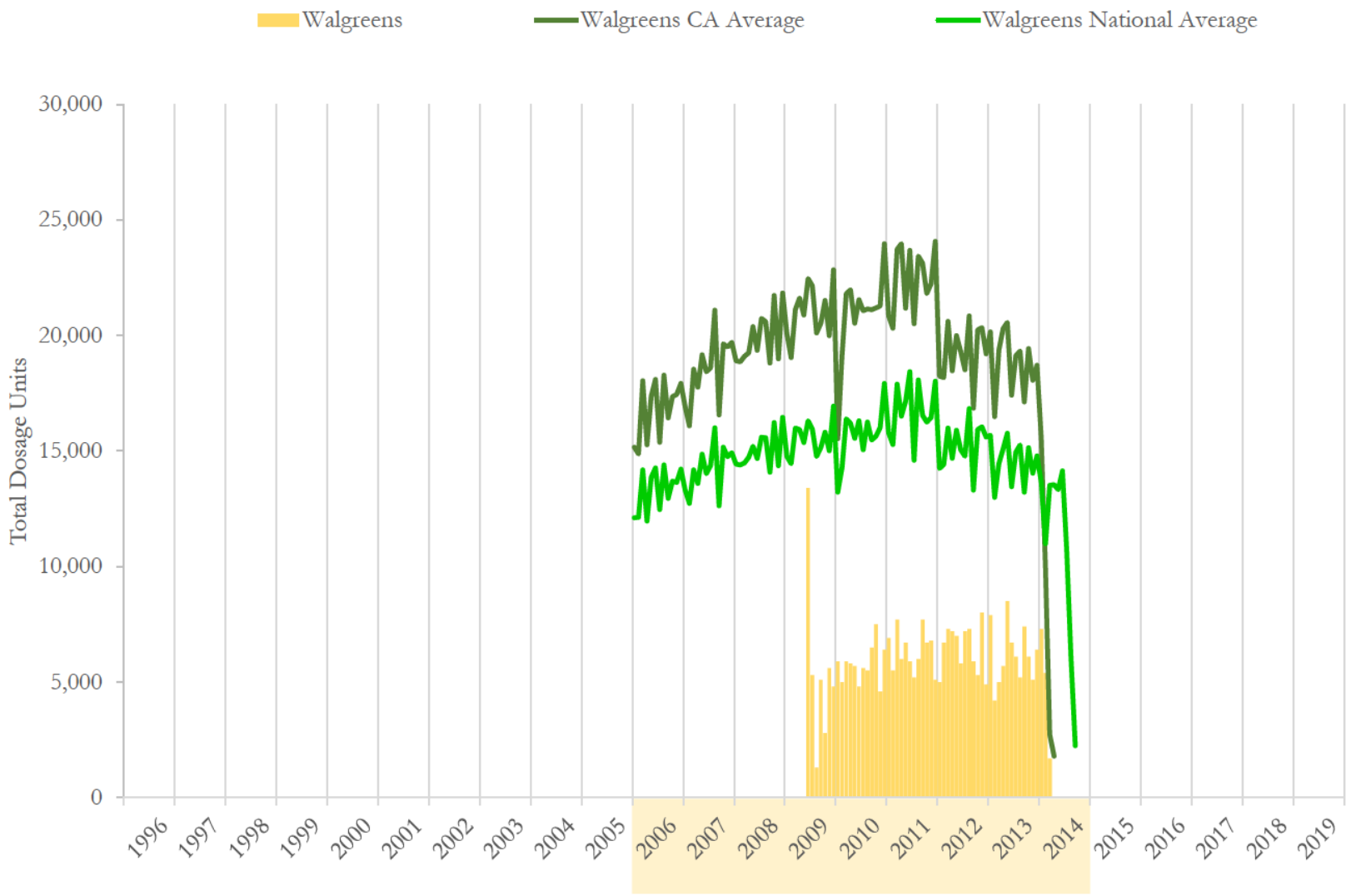

National and state averages reflect hydrocodone shipped from Walgreen Co to all active pharmacies each month.
Data source: ARCOS (2006-2014) and Defendant Distribution Data (Walgreens 1/2006 - 3/2014)

Walgreens # 13671 (5/2009 to 7/2015)
DEA: FW1295054
3931 Alemany Blvd Suite 2001
San Francisco, CA 94132

Walgreen Co Hydrocodone Shipments to Walgreens # 13671

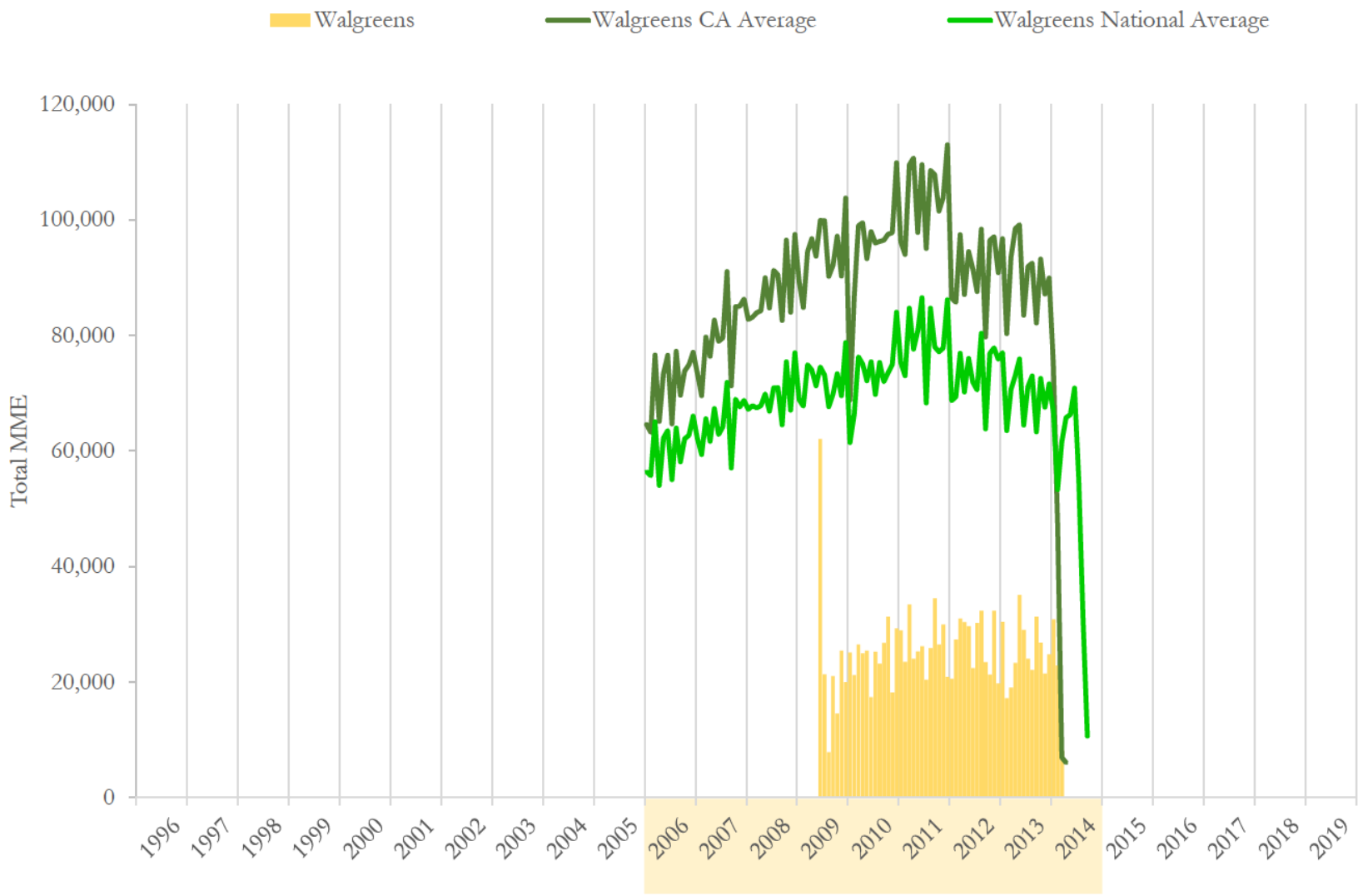

National and state averages reflect hydrocodone shipped from Walgreen Co to all active pharmacies each month.
Data source: ARCOS (2006-2014) and Defendant Distribution Data (Walgreens 1/2006 - 3/2014)

Walgreens # 13671 (5/2009 to 7/2015)
DEA: FW1295054
3931 Alemany Blvd Suite 2001
San Francisco, CA 94132

Walgreen Co Hydrocodone Shipments to Walgreens # 13671

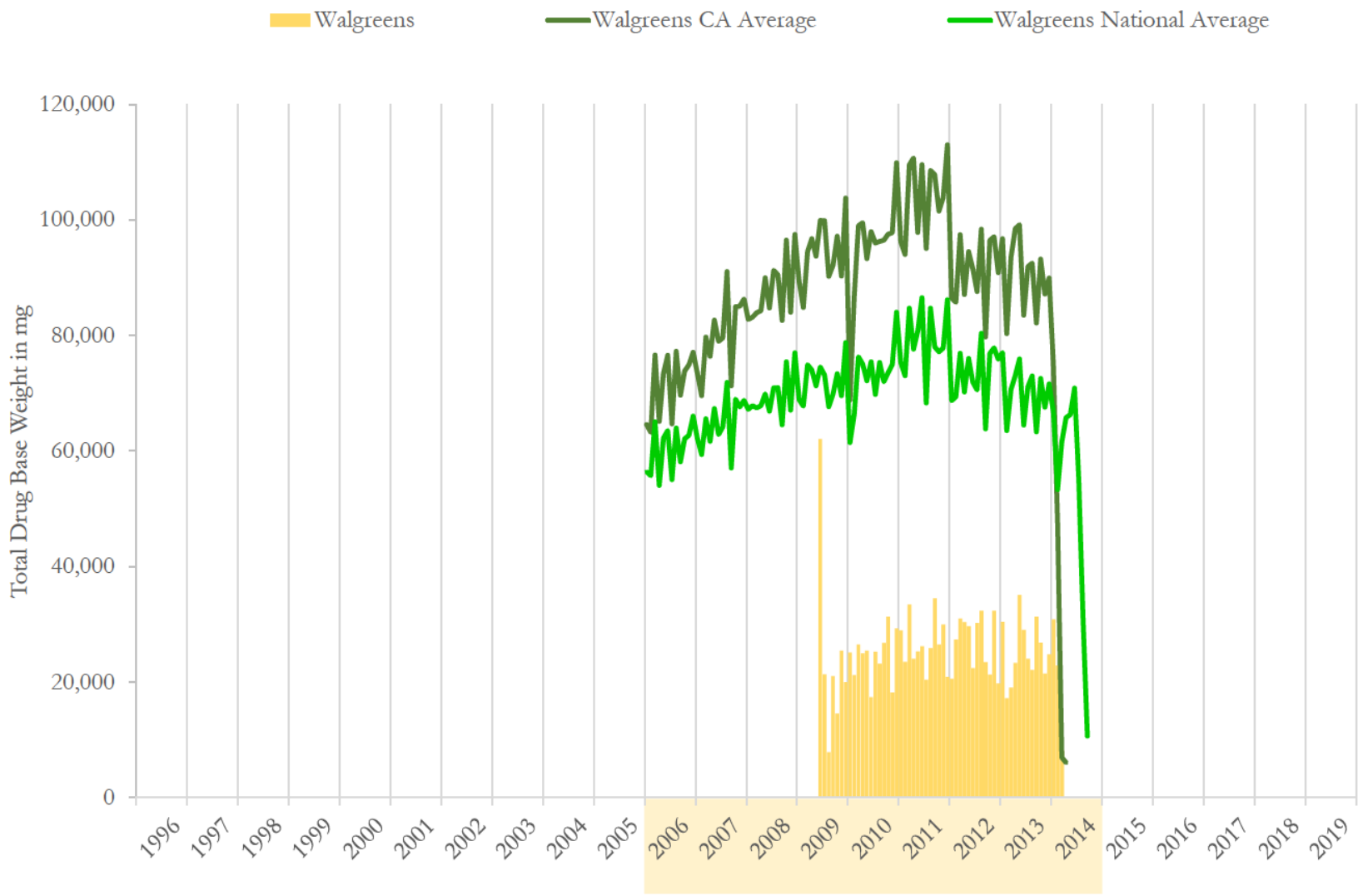

National and state averages reflect hydrocodone shipped from Walgreen Co to all active pharmacies each month.
Data source: ARCOS (2006-2014) and Defendant Distribution Data (Walgreens 1/2006 - 3/2014)

Walgreen Co Hydrocodone Shipments to Walgreens # 13671

	Dosage Units		MME		Drug Base Weight in mg	
Date	Walgreens	% Change	Walgreens	% Change	Walgreens	% Change
01/2008	0	n/a	0	n/a	0	n/a
02/2008	0	n/a	0	n/a	0	n/a
03/2008	0	n/a	0	n/a	0	n/a
04/2008	0	n/a	0	n/a	0	n/a
05/2008	0	n/a	0	n/a	0	n/a
06/2008	0	n/a	0	n/a	0	n/a
07/2008	0	n/a	0	n/a	0	n/a
08/2008	0	n/a	0	n/a	0	n/a
09/2008	0	n/a	0	n/a	0	n/a
10/2008	0	n/a	0	n/a	0	n/a
11/2008	0	n/a	0	n/a	0	n/a
12/2008	0	n/a	0	n/a	0	n/a
01/2009	0	n/a	0	n/a	0	n/a
02/2009	0	n/a	0	n/a	0	n/a
03/2009	0	n/a	0	n/a	0	n/a
04/2009	0	n/a	0	n/a	0	n/a
05/2009	0	n/a	0	n/a	0	n/a
06/2009	13,400	n/a	62,064	n/a	62,064	n/a
07/2009	5,300	-60.4%	21,340	-65.6%	21,340	-65.6%
08/2009	1,300	-75.5%	7,870	-63.1%	7,870	-63.1%
09/2009	5,100	292.3%	21,038	167.3%	21,038	167.3%
10/2009	2,800	-45.1%	14,530	-30.9%	14,530	-30.9%
11/2009	5,600	100.0%	25,427	75.0%	25,427	75.0%
12/2009	4,800	-14.3%	19,978	-21.4%	19,978	-21.4%

Data source: ARCOS (2006-2014) and Defendant Distribution Data (Walgreens 1/2006 - 3/2014)

Walgreens # 13671 (5/2009 to 7/2015)
DEA: FW1295054
3931 Alemany Blvd Suite 2001
San Francisco, CA 94132

Walgreen Co Hydrocodone Shipments to Walgreens # 13671

	Dosage Units		MME		Drug Base Weight in mg	
Date	Walgreens	% Change	Walgreens	% Change	Walgreens	% Change
01/2010	5,900	22.9%	25,124	25.8%	25,124	25.8%
02/2010	5,000	-15.3%	21,189	-15.7%	21,189	-15.7%
03/2010	5,900	18.0%	26,486	25.0%	26,486	25.0%
04/2010	5,800	-1.7%	24,973	-5.7%	24,973	-5.7%
05/2010	5,700	-1.7%	25,427	1.8%	25,427	1.8%
06/2010	4,800	-15.8%	17,405	-31.5%	17,405	-31.5%
07/2010	5,600	16.7%	25,227	44.9%	25,227	44.9%
08/2010	5,500	-1.8%	23,157	-8.2%	23,157	-8.2%
09/2010	6,500	18.2%	26,773	15.6%	26,773	15.6%
10/2010	7,500	15.4%	31,329	17.0%	31,329	17.0%
11/2010	4,600	-38.7%	18,162	-42.0%	18,162	-42.0%
12/2010	6,400	39.1%	29,313	61.4%	29,313	61.4%
01/2011	6,900	7.8%	28,908	-1.4%	28,908	-1.4%
02/2011	5,500	-20.3%	23,459	-18.8%	23,459	-18.8%
03/2011	7,700	40.0%	33,432	42.5%	33,432	42.5%
04/2011	6,000	-22.1%	24,048	-28.1%	24,048	-28.1%
05/2011	6,700	11.7%	25,275	5.1%	25,275	5.1%
06/2011	5,900	-11.9%	26,184	3.6%	26,184	3.6%
07/2011	5,200	-11.9%	20,432	-22.0%	20,432	-22.0%
08/2011	6,000	15.4%	25,881	26.7%	25,881	26.7%
09/2011	7,700	28.3%	34,508	33.3%	34,508	33.3%
10/2011	6,700	-13.0%	26,486	-23.2%	26,486	-23.2%
11/2011	6,800	1.5%	29,967	13.1%	29,967	13.1%
12/2011	5,100	-25.0%	20,886	-30.3%	20,886	-30.3%

Data source: ARCOS (2006-2014) and Defendant Distribution Data (Walgreens 1/2006 - 3/2014)

Walgreen Co Hydrocodone Shipments to Walgreens # 13671

	Dosage Units		MME		Drug Base Weight in mg	
Date	Walgreens	% Change	Walgreens	% Change	Walgreens	% Change
01/2012	5,000	-2.0%	20,584	-1.4%	20,584	-1.4%
02/2012	6,700	34.0%	27,370	33.0%	27,370	33.0%
03/2012	7,300	9.0%	31,002	13.3%	31,002	13.3%
04/2012	7,200	-1.4%	30,389	-2.0%	30,389	-2.0%
05/2012	7,000	-2.8%	29,648	-2.4%	29,648	-2.4%
06/2012	5,800	-17.1%	22,384	-24.5%	22,384	-24.5%
07/2012	7,200	24.1%	30,229	35.1%	30,229	35.1%
08/2012	7,300	1.4%	32,373	7.1%	32,373	7.1%
09/2012	5,900	-19.2%	23,451	-27.6%	23,451	-27.6%
10/2012	5,300	-10.2%	21,300	-9.2%	21,300	-9.2%
11/2012	8,000	50.9%	32,365	51.9%	32,365	51.9%
12/2012	4,900	-38.8%	19,786	-38.9%	19,786	-38.9%
01/2013	7,900	61.2%	30,413	53.7%	30,413	53.7%
02/2013	4,200	-46.8%	17,238	-43.3%	17,238	-43.3%
03/2013	5,000	19.0%	19,046	10.5%	19,046	10.5%
04/2013	5,700	14.0%	23,300	22.3%	23,300	22.3%
05/2013	8,500	49.1%	35,089	50.6%	35,089	50.6%
06/2013	6,700	-21.2%	29,035	-17.3%	29,035	-17.3%
07/2013	6,100	-9.0%	24,048	-17.2%	24,048	-17.2%
08/2013	5,200	-14.8%	22,089	-8.1%	22,089	-8.1%
09/2013	7,400	42.3%	31,321	41.8%	31,321	41.8%
10/2013	6,100	-17.6%	26,789	-14.5%	26,789	-14.5%
11/2013	5,100	-16.4%	21,492	-19.8%	21,492	-19.8%
12/2013	6,400	25.5%	24,821	15.5%	24,821	15.5%

Data source: ARCOS (2006-2014) and Defendant Distribution Data (Walgreens 1/2006 - 3/2014)

Walgreen Co Hydrocodone Shipments to Walgreens # 13671

	Dosage Units		MME		Drug Base Weight in mg	
Date	Walgreens	% Change	Walgreens	% Change	Walgreens	% Change
01/2014	7,300	14.1%	30,859	24.3%	30,859	24.3%
02/2014	5,400	-26.0%	22,854	-25.9%	22,854	-25.9%
03/2014	1,700	-68.5%	8,173	-64.2%	8,173	-64.2%
04/2014	0	-100.0%	0	-100.0%	0	-100.0%
05/2014	0	n/a	0	n/a	0	n/a
06/2014	0	n/a	0	n/a	0	n/a
07/2014	0	n/a	0	n/a	0	n/a
08/2014	0	n/a	0	n/a	0	n/a
09/2014	0	n/a	0	n/a	0	n/a
10/2014	0	n/a	0	n/a	0	n/a
11/2014	0	n/a	0	n/a	0	n/a
12/2014	0	n/a	0	n/a	0	n/a
01/2015	0	n/a	0	n/a	0	n/a
02/2015	0	n/a	0	n/a	0	n/a
03/2015	0	n/a	0	n/a	0	n/a
04/2015	0	n/a	0	n/a	0	n/a
05/2015	0	n/a	0	n/a	0	n/a
06/2015	0	n/a	0	n/a	0	n/a
07/2015	0	n/a	0	n/a	0	n/a
08/2015	0	n/a	0	n/a	0	n/a
09/2015	0	n/a	0	n/a	0	n/a
10/2015	0	n/a	0	n/a	0	n/a
11/2015	0	n/a	0	n/a	0	n/a
12/2015	0	n/a	0	n/a	0	n/a

Data source: ARCOS (2006-2014) and Defendant Distribution Data (Walgreens 1/2006 - 3/2014)

Walgreen Co Hydrocodone Shipments to Walgreens # 13671

	Dosage Units		MME		Drug Base Weight in mg	
Date	Walgreens	% Change	Walgreens	% Change	Walgreens	% Change
1996	0		0		0	
1997	0	n/a	0	n/a	0	n/a
1998	0	n/a	0	n/a	0	n/a
1999	0	n/a	0	n/a	0	n/a
2000	0	n/a	0	n/a	0	n/a
2001	0	n/a	0	n/a	0	n/a
2002	0	n/a	0	n/a	0	n/a
2003	0	n/a	0	n/a	0	n/a
2004	0	n/a	0	n/a	0	n/a
2005	0	n/a	0	n/a	0	n/a
2006	0	n/a	0	n/a	0	n/a
2007	0	n/a	0	n/a	0	n/a
2008	0	n/a	0	n/a	0	n/a
2009	38,300	n/a	172,247	n/a	172,247	n/a
2010	69,200	80.7%	294,565	71.0%	294,565	71.0%
2011	76,200	10.1%	319,467	8.5%	319,467	8.5%
2012	77,600	1.8%	320,881	0.4%	320,881	0.4%
2013	74,300	-4.3%	304,681	-5.0%	304,681	-5.0%
2014	14,400	-80.6%	61,886	-79.7%	61,886	-79.7%
2015	0	-100.0%	0	-100.0%	0	-100.0%
2016	0	n/a	0	n/a	0	n/a
2017	0	n/a	0	n/a	0	n/a
2018	0	n/a	0	n/a	0	n/a
2019	0	n/a	0	n/a	0	n/a
Total	**350,000**		**1,473,726**		**1,473,726**	

Data source: ARCOS (2006-2014) and Defendant Distribution Data (Walgreens 1/2006 - 3/2014)

Walgreens # 13671 (5/2009 to 7/2015)
DEA: FW1295054
3931 Alemany Blvd Suite 2001
San Francisco, CA 94132

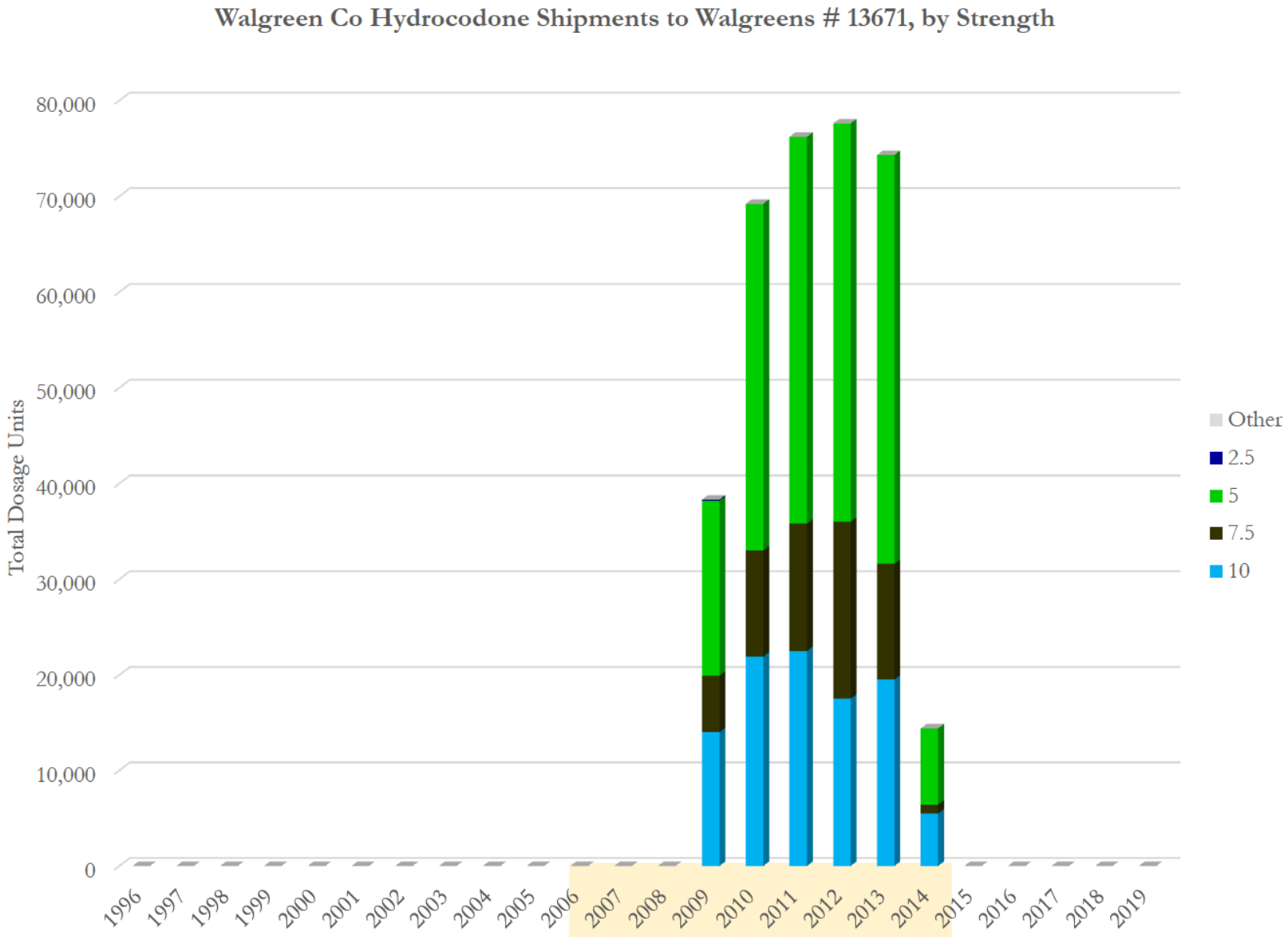

Data source: ARCOS (2006-2014) and Defendant Distribution Data (Walgreens 1/2006 - 3/2014)

Walgreens # 13671 (5/2009 to 7/2015)
DEA: FW1295054
3931 Alemany Blvd Suite 2001
San Francisco, CA 94132

Walgreen Co Hydrocodone Shipments to Walgreens # 13671, by Strength

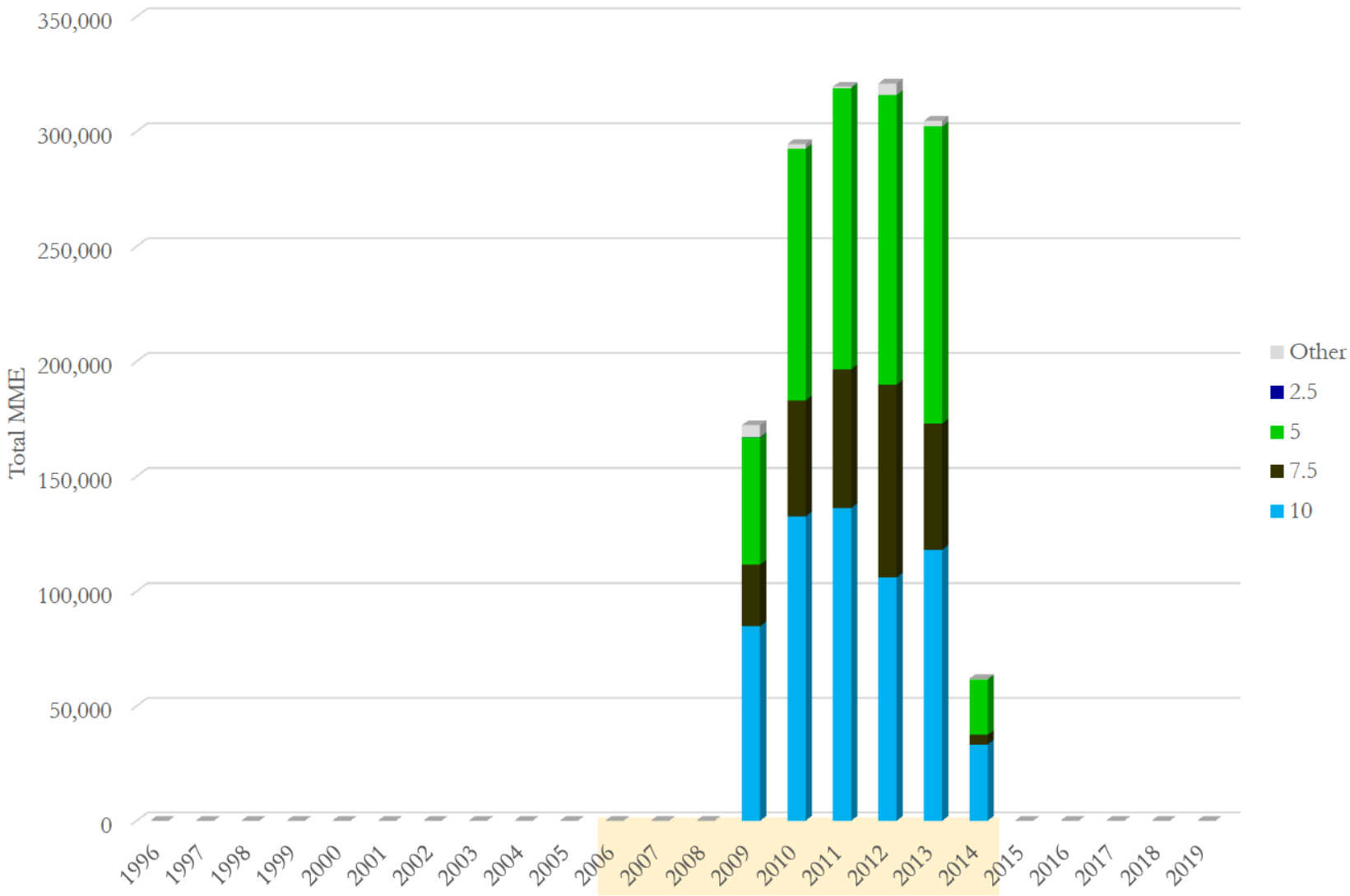

Data source: ARCOS (2006-2014) and Defendant Distribution Data (Walgreens 1/2006 - 3/2014)

Walgreens # 13671 (5/2009 to 7/2015)
DEA: FW1295054
3931 Alemany Blvd Suite 2001
San Francisco, CA 94132

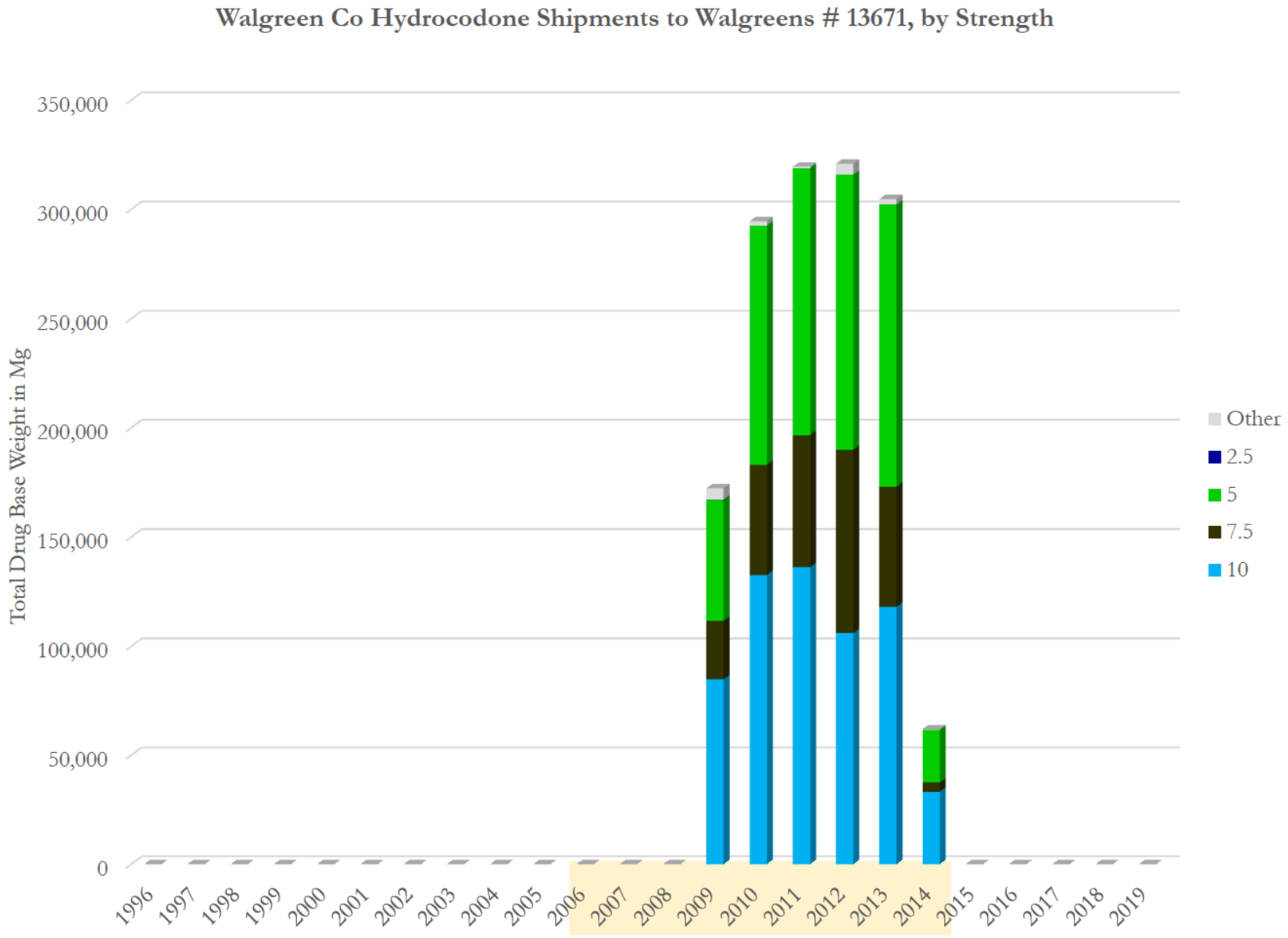

Data source: ARCOS (2006-2014) and Defendant Distribution Data (Walgreens 1/2006 - 3/2014)

Walgreens # 13671 (5/2009 to 7/2015)
DEA: FW1295054
3931 Alemany Blvd Suite 2001
San Francisco, CA 94132

Walgreen Co Hydrocodone Shipments to Walgreens # 13671, by Strength
(Total Dosage Units)

Strength Year\	10	7.5	5	2.5	Other	Total	Avg. Str
1996	0	0	0	0	0	**0**	
1997	0	0	0	0	0	**0**	
1998	0	0	0	0	0	**0**	
1999	0	0	0	0	0	**0**	
2000	0	0	0	0	0	**0**	
2001	0	0	0	0	0	**0**	
2002	0	0	0	0	0	**0**	
2003	0	0	0	0	0	**0**	
2004	0	0	0	0	0	**0**	
2005	0	0	0	0	0	**0**	
2006	0	0	0	0	0	**0**	
2007	0	0	0	0	0	**0**	
2008	0	0	0	0	0	**0**	
2009	14,000	5,900	18,300	100	0	**38,300**	7.21
2010	21,900	11,100	36,200	0	0	**69,200**	6.98
2011	22,500	13,300	40,400	0	0	**76,200**	6.91
2012	17,500	18,500	41,600	0	0	**77,600**	6.72
2013	19,500	12,100	42,700	0	0	**74,300**	6.72
2014	5,500	900	8,000	0	0	**14,400**	7.07
2015	0	0	0	0	0	**0**	
2016	0	0	0	0	0	**0**	
2017	0	0	0	0	0	**0**	
2018	0	0	0	0	0	**0**	
2019	0	0	0	0	0	**0**	
Total	**100,900**	**61,800**	**187,200**	**100**	**0**	**350,000**	6.88

Data source: ARCOS (2006-2014) and Defendant Distribution Data (Walgreens 1/2006 - 3/2014)

Walgreens # 13671 (5/2009 to 7/2015)
DEA: FW1295054
3931 Alemany Blvd Suite 2001
San Francisco, CA 94132

Walgreen Co Hydrocodone Shipments to Walgreens # 13671, by Strength (Total MME)

Strength Year\	10	7.5	5	2.5	Other	Total	Avg. Str
1996	0	0	0	0	0	**0**	
1997	0	0	0	0	0	**0**	
1998	0	0	0	0	0	**0**	
1999	0	0	0	0	0	**0**	
2000	0	0	0	0	0	**0**	
2001	0	0	0	0	0	**0**	
2002	0	0	0	0	0	**0**	
2003	0	0	0	0	0	**0**	
2004	0	0	0	0	0	**0**	
2005	0	0	0	0	0	**0**	
2006	0	0	0	0	0	**0**	
2007	0	0	0	0	0	**0**	
2008	0	0	0	0	0	**0**	
2009	84,756	26,789	55,394	151	5,156	**172,247**	7.21
2010	132,583	50,400	109,577	0	2,005	**294,565**	6.98
2011	136,215	60,389	122,291	0	573	**319,467**	6.91
2012	105,945	83,999	125,923	0	5,013	**320,881**	6.72
2013	118,053	54,940	129,253	0	2,435	**304,681**	6.72
2014	33,297	4,086	24,216	0	286	**61,886**	7.07
2015	0	0	0	0	0	**0**	
2016	0	0	0	0	0	**0**	
2017	0	0	0	0	0	**0**	
2018	0	0	0	0	0	**0**	
2019	0	0	0	0	0	**0**	
Total	**610,849**	**280,603**	**566,654**	**151**	**15,469**	**1,473,726**	6.88

Data source: ARCOS (2006-2014) and Defendant Distribution Data (Walgreens 1/2006 - 3/2014)

Walgreens # 13671 (5/2009 to 7/2015)
DEA: FW1295054
3931 Alemany Blvd Suite 2001
San Francisco, CA 94132

Walgreen Co Hydrocodone Shipments to Walgreens # 13671, by Strength
(Total Drug Base Weight in Milligram)

Strength Year\	10	7.5	5	2.5	Other	Total	Avg. Str
1996	0	0	0	0	0	**0**	
1997	0	0	0	0	0	**0**	
1998	0	0	0	0	0	**0**	
1999	0	0	0	0	0	**0**	
2000	0	0	0	0	0	**0**	
2001	0	0	0	0	0	**0**	
2002	0	0	0	0	0	**0**	
2003	0	0	0	0	0	**0**	
2004	0	0	0	0	0	**0**	
2005	0	0	0	0	0	**0**	
2006	0	0	0	0	0	**0**	
2007	0	0	0	0	0	**0**	
2008	0	0	0	0	0	**0**	
2009	84,756	26,789	55,394	151	5,156	**172,247**	7.21
2010	132,583	50,400	109,577	0	2,005	**294,565**	6.98
2011	136,215	60,389	122,291	0	573	**319,467**	6.91
2012	105,945	83,999	125,923	0	5,013	**320,881**	6.72
2013	118,053	54,940	129,253	0	2,435	**304,681**	6.72
2014	33,297	4,086	24,216	0	286	**61,886**	7.07
2015	0	0	0	0	0	**0**	
2016	0	0	0	0	0	**0**	
2017	0	0	0	0	0	**0**	
2018	0	0	0	0	0	**0**	
2019	0	0	0	0	0	**0**	
Total	**610,849**	**280,603**	**566,654**	**151**	**15,469**	**1,473,726**	6.88

Data source: ARCOS (2006-2014) and Defendant Distribution Data (Walgreens 1/2006 - 3/2014)

Walgreens # 02521 (11/1998 to 12/2017)
DEA: BW2632417
300 Montgomery
San Francisco, CA 94104

Walgreen Co Oxycodone Shipments to Walgreens # 02521

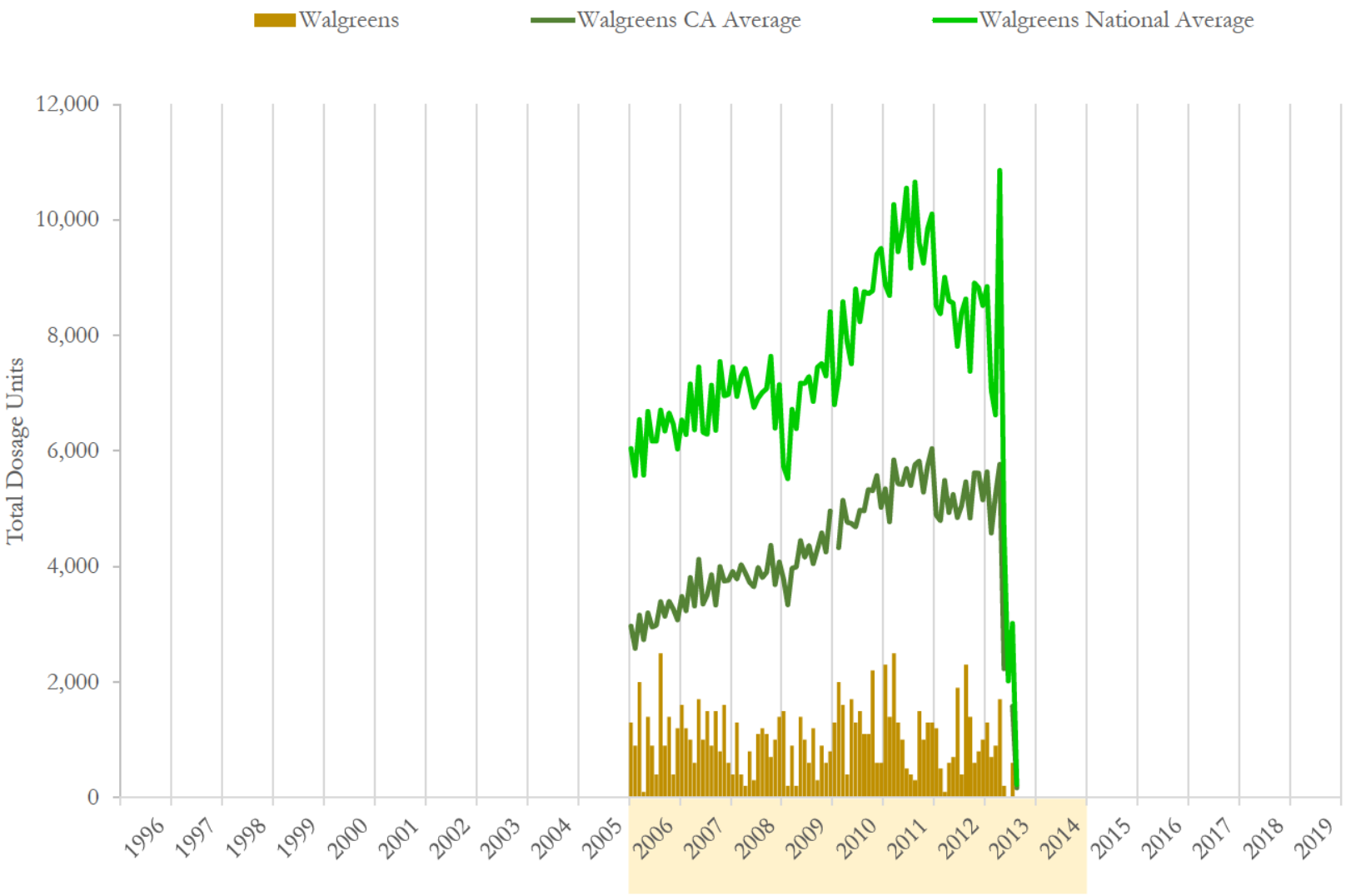

National and state averages reflect oxycodone shipped from Walgreen Co to all active pharmacies each month.
Data source: ARCOS (2006-2014) and Defendant Distribution Data (Walgreens 1/2006 - 3/2014)

Walgreens # 02521 (11/1998 to 12/2017)
DEA: BW2632417
300 Montgomery
San Francisco, CA 94104

Walgreen Co Oxycodone Shipments to Walgreens # 02521

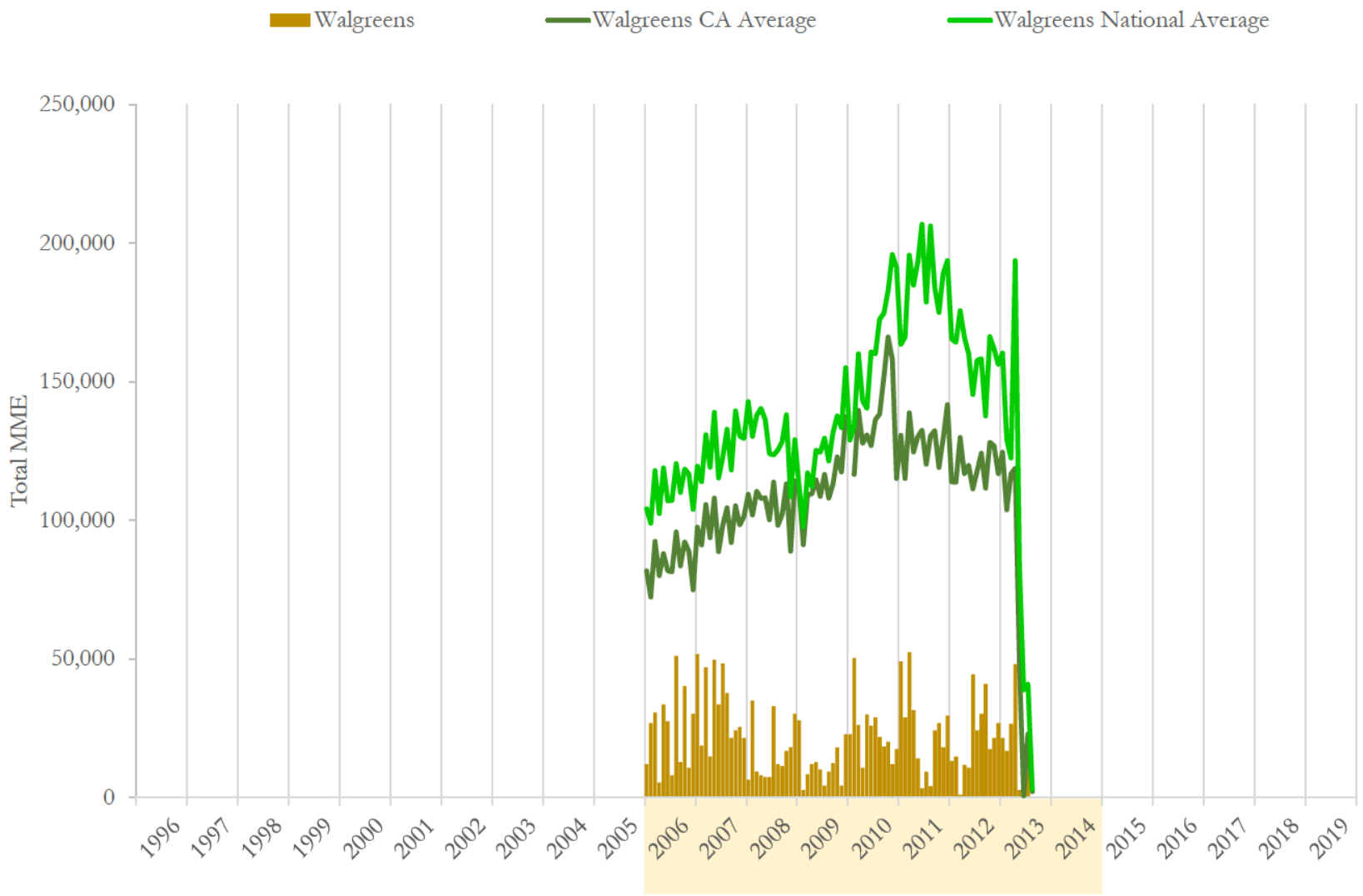

National and state averages reflect oxycodone shipped from Walgreen Co to all active pharmacies each month.
Data source: ARCOS (2006-2014) and Defendant Distribution Data (Walgreens 1/2006 - 3/2014)

Walgreens # 02521 (11/1998 to 12/2017)
DEA: BW2632417
300 Montgomery
San Francisco, CA 94104

Walgreen Co Oxycodone Shipments to Walgreens # 02521

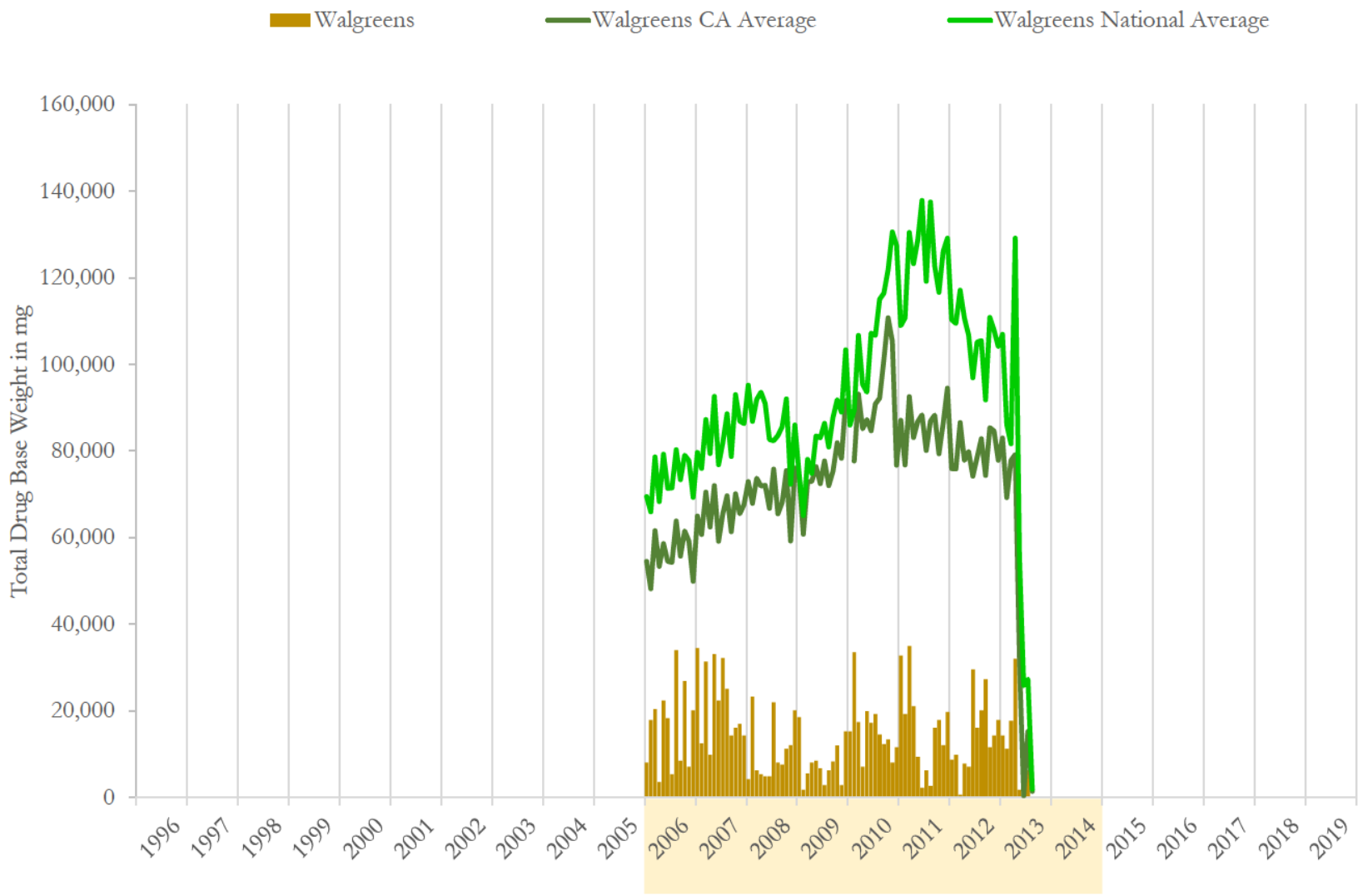

National and state averages reflect oxycodone shipped from Walgreen Co to all active pharmacies each month.
Data source: ARCOS (2006-2014) and Defendant Distribution Data (Walgreens 1/2006 - 3/2014)

Walgreens # 02521 (11/1998 to 12/2017)
DEA: BW2632417
300 Montgomery
San Francisco, CA 94104

Walgreen Co Oxycodone Shipments to Walgreens # 02521

	Dosage Units		MME		Drug Base Weight in mg	
Date	Walgreens	% Change	Walgreens	% Change	Walgreens	% Change
01/2006	1,300	n/a	12,103	n/a	8,069	n/a
02/2006	900	-30.8%	26,895	122.2%	17,930	122.2%
03/2006	2,000	122.2%	30,649	14.0%	20,433	14.0%
04/2006	100	-95.0%	5,379	-82.4%	3,586	-82.4%
05/2006	1,400	1300.0%	33,619	525.0%	22,413	525.0%
06/2006	900	-35.7%	27,500	-18.2%	18,333	-18.2%
07/2006	400	-55.6%	8,069	-70.7%	5,379	-70.7%
08/2006	2,500	525.0%	51,033	532.5%	34,022	532.5%
09/2006	900	-64.0%	12,775	-75.0%	8,517	-75.0%
10/2006	1,400	55.6%	40,275	215.3%	26,850	215.3%
11/2006	400	-71.4%	10,758	-73.3%	7,172	-73.3%
12/2006	1,200	200.0%	30,257	181.3%	20,171	181.3%
01/2007	1,600	33.3%	51,773	71.1%	34,515	71.1%
02/2007	1,200	-25.0%	18,759	-63.8%	12,506	-63.8%
03/2007	1,000	-16.7%	47,066	150.9%	31,377	150.9%
04/2007	600	-40.0%	14,792	-68.6%	9,862	-68.6%
05/2007	1,700	183.3%	49,756	236.4%	33,171	236.4%
06/2007	1,000	-41.2%	33,619	-32.4%	22,413	-32.4%
07/2007	1,500	50.0%	48,344	43.8%	32,229	43.8%
08/2007	900	-40.0%	37,653	-22.1%	25,102	-22.1%
09/2007	1,500	66.7%	21,516	-42.9%	14,344	-42.9%
10/2007	800	-46.7%	24,206	12.5%	16,137	12.5%
11/2007	1,600	100.0%	25,483	5.3%	16,989	5.3%
12/2007	600	-62.5%	21,516	-15.6%	14,344	-15.6%

Data source: ARCOS (2006-2014) and Defendant Distribution Data (Walgreens 1/2006 - 3/2014)

Walgreen Co Oxycodone Shipments to Walgreens # 02521

	Dosage Units		MME		Drug Base Weight in mg	
Date	Walgreens	% Change	Walgreens	% Change	Walgreens	% Change
01/2008	400	-33.3%	6,388	-70.3%	4,258	-70.3%
02/2008	1,300	225.0%	34,963	447.4%	23,309	447.4%
03/2008	400	-69.2%	9,413	-73.1%	6,276	-73.1%
04/2008	200	-50.0%	8,068	-14.3%	5,379	-14.3%
05/2008	800	300.0%	7,396	-8.3%	4,931	-8.3%
06/2008	300	-62.5%	7,396	0.0%	4,931	0.0%
07/2008	1,100	266.7%	32,946	345.5%	21,964	345.5%
08/2008	1,200	9.1%	12,103	-63.3%	8,069	-63.3%
09/2008	1,100	-8.3%	11,430	-5.6%	7,620	-5.6%
10/2008	700	-36.4%	16,809	47.1%	11,206	47.1%
11/2008	1,000	42.9%	18,154	8.0%	12,103	8.0%
12/2008	1,400	40.0%	30,257	66.7%	20,171	66.7%
01/2009	1,500	7.1%	27,904	-7.8%	18,602	-7.8%
02/2009	200	-86.7%	2,690	-90.4%	1,793	-90.4%
03/2009	900	350.0%	8,405	212.5%	5,603	212.5%
04/2009	200	-77.8%	12,103	44.0%	8,069	44.0%
05/2009	1,400	600.0%	12,775	5.6%	8,517	5.6%
06/2009	1,000	-28.6%	10,086	-21.1%	6,724	-21.1%
07/2009	600	-40.0%	4,370	-56.7%	2,914	-56.7%
08/2009	1,200	100.0%	9,413	115.4%	6,276	115.4%
09/2009	300	-75.0%	12,439	32.1%	8,293	32.1%
10/2009	900	200.0%	18,087	45.4%	12,058	45.4%
11/2009	600	-33.3%	4,370	-75.8%	2,914	-75.8%
12/2009	800	33.3%	22,861	423.1%	15,241	423.1%

Data source: ARCOS (2006-2014) and Defendant Distribution Data (Walgreens 1/2006 - 3/2014)

Walgreen Co Oxycodone Shipments to Walgreens # 02521

	Dosage Units		MME		Drug Base Weight in mg	
Date	Walgreens	% Change	Walgreens	% Change	Walgreens	% Change
01/2010	1,300	62.5%	22,861	0.0%	15,241	0.0%
02/2010	2,000	53.8%	50,361	120.3%	33,574	120.3%
03/2010	1,600	-20.0%	26,155	-48.1%	17,437	-48.1%
04/2010	400	-75.0%	10,758	-58.9%	7,172	-58.9%
05/2010	1,700	325.0%	29,921	178.1%	19,947	178.1%
06/2010	1,300	-23.5%	25,886	-13.5%	17,258	-13.5%
07/2010	1,500	15.4%	28,912	11.7%	19,275	11.7%
08/2010	1,100	-26.7%	21,852	-24.4%	14,568	-24.4%
09/2010	1,100	0.0%	18,490	-15.4%	12,327	-15.4%
10/2010	2,200	100.0%	20,171	9.1%	13,448	9.1%
11/2010	600	-72.7%	12,103	-40.0%	8,069	-40.0%
12/2010	600	0.0%	17,482	44.4%	11,655	44.4%
01/2011	2,300	283.3%	49,083	180.8%	32,722	180.8%
02/2011	1,400	-39.1%	28,912	-41.1%	19,275	-41.1%
03/2011	2,500	78.6%	52,445	81.4%	34,964	81.4%
04/2011	1,300	-48.0%	31,602	-39.7%	21,068	-39.7%
05/2011	1,000	-23.1%	14,120	-55.3%	9,413	-55.3%
06/2011	500	-50.0%	3,362	-76.2%	2,241	-76.2%
07/2011	400	-20.0%	9,413	180.0%	6,276	180.0%
08/2011	300	-25.0%	4,034	-57.1%	2,690	-57.1%
09/2011	1,500	400.0%	24,206	500.0%	16,137	500.0%
10/2011	1,000	-33.3%	26,895	11.1%	17,930	11.1%
11/2011	1,300	30.0%	18,154	-32.5%	12,103	-32.5%
12/2011	1,300	0.0%	29,585	63.0%	19,723	63.0%

Data source: ARCOS (2006-2014) and Defendant Distribution Data (Walgreens 1/2006 - 3/2014)

Walgreen Co Oxycodone Shipments to Walgreens # 02521

	Dosage Units		MME		Drug Base Weight in mg	
Date	Walgreens	% Change	Walgreens	% Change	Walgreens	% Change
01/2012	1,200	-7.7%	13,111	-55.7%	8,741	-55.7%
02/2012	500	-58.3%	14,792	12.8%	9,862	12.8%
03/2012	100	-80.0%	1,009	-93.2%	672	-93.2%
04/2012	600	500.0%	11,767	1066.7%	7,844	1066.7%
05/2012	700	16.7%	10,758	-8.6%	7,172	-8.6%
06/2012	1,900	171.4%	44,377	312.5%	29,585	312.5%
07/2012	400	-78.9%	24,206	-45.5%	16,137	-45.5%
08/2012	2,300	475.0%	30,257	25.0%	20,171	25.0%
09/2012	1,400	-39.1%	41,015	35.6%	27,343	35.6%
10/2012	600	-57.1%	17,482	-57.4%	11,655	-57.4%
11/2012	800	33.3%	21,516	23.1%	14,344	23.1%
12/2012	1,000	25.0%	26,895	25.0%	17,930	25.0%
01/2013	1,300	30.0%	21,516	-20.0%	14,344	-20.0%
02/2013	700	-46.2%	16,809	-21.9%	11,206	-21.9%
03/2013	900	28.6%	26,559	58.0%	17,706	58.0%
04/2013	1,700	88.9%	48,075	81.0%	32,050	81.0%
05/2013	200	-88.2%	2,690	-94.4%	1,793	-94.4%
06/2013	0	-100.0%	0	-100.0%	0	-100.0%
07/2013	600	n/a	9,413	n/a	6,276	n/a
08/2013	0	-100.0%	0	-100.0%	0	-100.0%
09/2013	0	n/a	0	n/a	0	n/a
10/2013	0	n/a	0	n/a	0	n/a
11/2013	0	n/a	0	n/a	0	n/a
12/2013	0	n/a	0	n/a	0	n/a

Data source: ARCOS (2006-2014) and Defendant Distribution Data (Walgreens 1/2006 - 3/2014)

Walgreens # 02521 (11/1998 to 12/2017)
DEA: BW2632417
300 Montgomery
San Francisco, CA 94104

Walgreen Co Oxycodone Shipments to Walgreens # 02521

	Dosage Units		MME		Drug Base Weight in mg	
Date	Walgreens	% Change	Walgreens	% Change	Walgreens	% Change
1996	0		0		0	
1997	0	n/a	0	n/a	0	n/a
1998	0	n/a	0	n/a	0	n/a
1999	0	n/a	0	n/a	0	n/a
2000	0	n/a	0	n/a	0	n/a
2001	0	n/a	0	n/a	0	n/a
2002	0	n/a	0	n/a	0	n/a
2003	0	n/a	0	n/a	0	n/a
2004	0	n/a	0	n/a	0	n/a
2005	0	n/a	0	n/a	0	n/a
2006	13,400	n/a	289,311	n/a	192,874	n/a
2007	14,000	4.5%	394,482	36.4%	262,988	36.4%
2008	9,900	-29.3%	195,324	-50.5%	130,216	-50.5%
2009	9,600	-3.0%	145,502	-25.5%	97,001	-25.5%
2010	15,400	60.4%	284,953	95.8%	189,968	95.8%
2011	14,800	-3.9%	291,811	2.4%	194,541	2.4%
2012	11,500	-22.3%	257,183	-11.9%	171,456	-11.9%
2013	5,400	-53.0%	125,062	-51.4%	83,375	-51.4%
2014	0	-100.0%	0	-100.0%	0	-100.0%
2015	0	n/a	0	n/a	0	n/a
2016	0	n/a	0	n/a	0	n/a
2017	0	n/a	0	n/a	0	n/a
2018	0	n/a	0	n/a	0	n/a
2019	0	n/a	0	n/a	0	n/a
Total	**94,000**		**1,983,629**		**1,322,419**	

Data source: ARCOS (2006-2014) and Defendant Distribution Data (Walgreens 1/2006 - 3/2014)

Walgreens # 02521 (11/1998 to 12/2017)
DEA: BW2632417
300 Montgomery
San Francisco, CA 94104

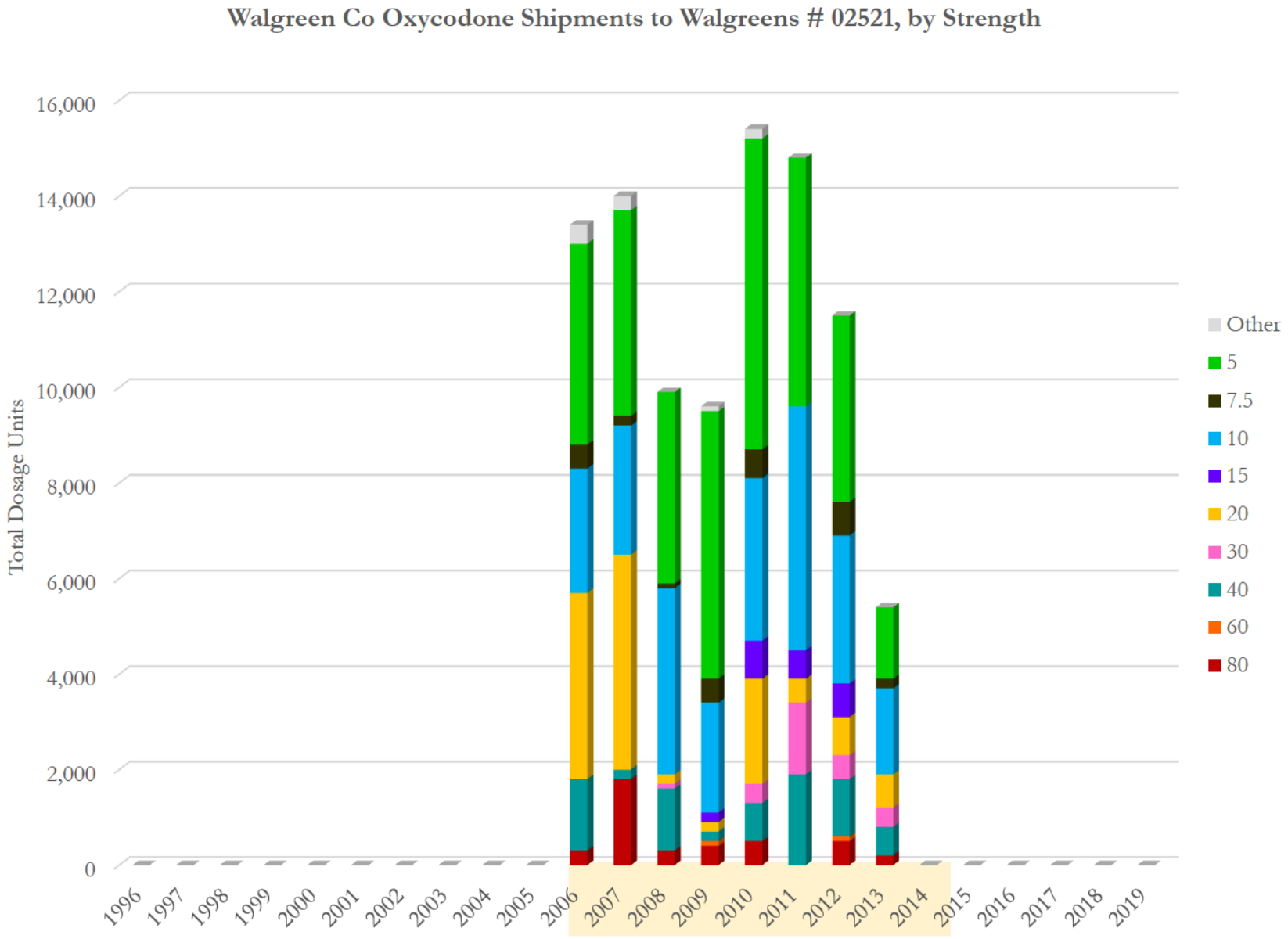

Data source: ARCOS (2006-2014) and Defendant Distribution Data (Walgreens 1/2006 - 3/2014)

Walgreens # 02521 (11/1998 to 12/2017)
DEA: BW2632417
300 Montgomery
San Francisco, CA 94104

Walgreen Co Oxycodone Shipments to Walgreens # 02521, by Strength

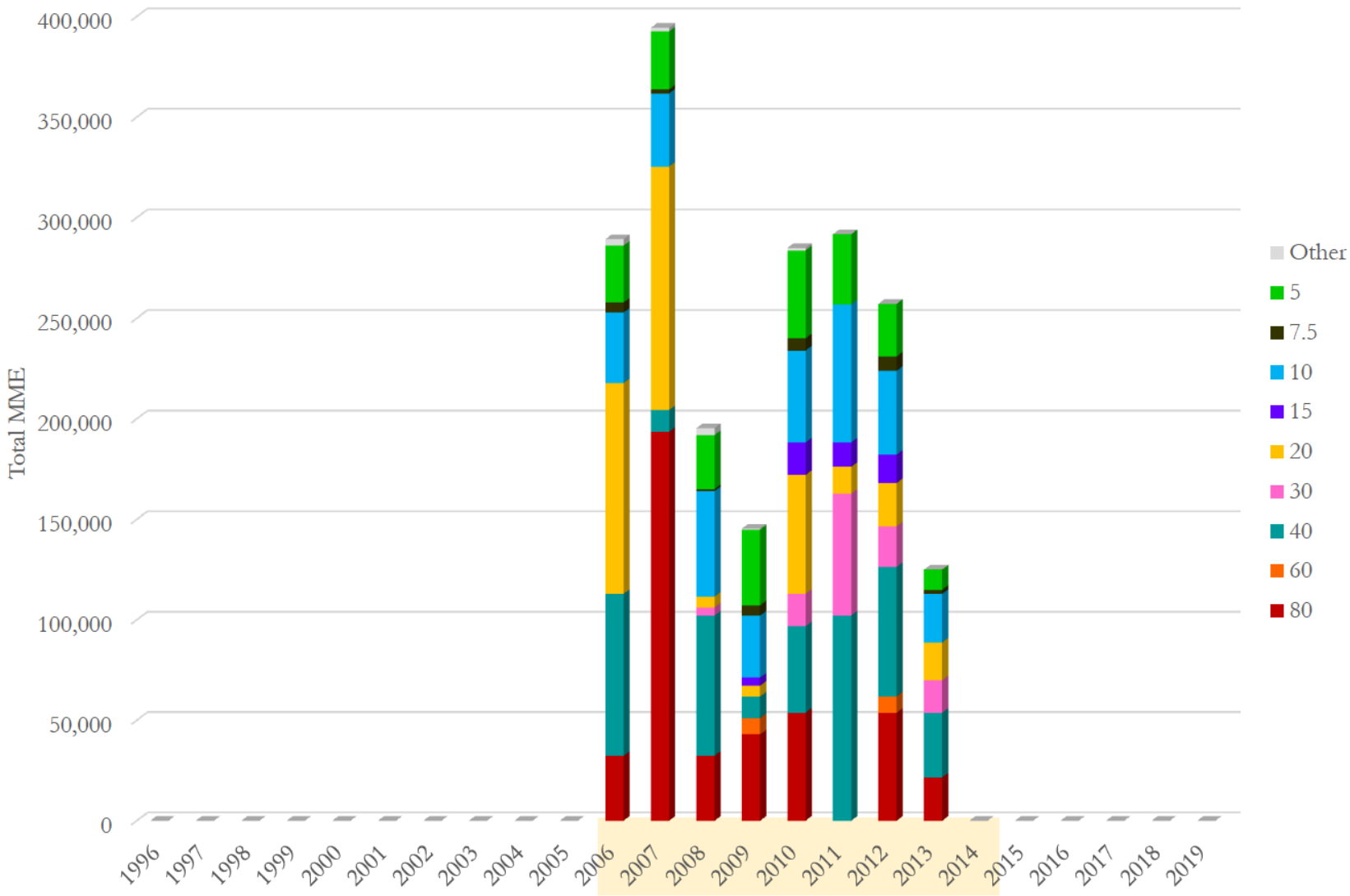

Data source: ARCOS (2006-2014) and Defendant Distribution Data (Walgreens 1/2006 - 3/2014)

Walgreens # 02521 (11/1998 to 12/2017)
DEA: BW2632417
300 Montgomery
San Francisco, CA 94104

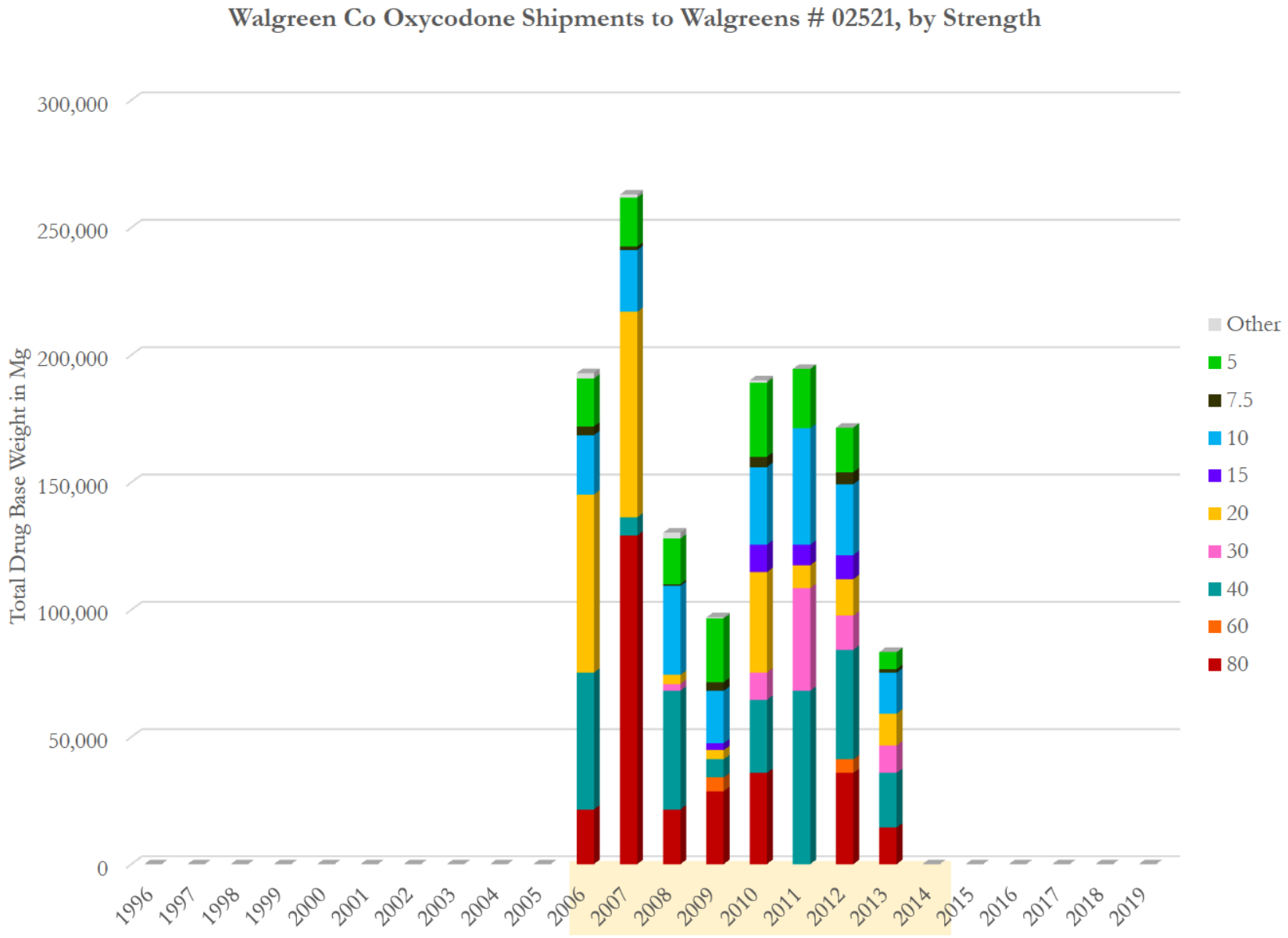

Data source: ARCOS (2006-2014) and Defendant Distribution Data (Walgreens 1/2006 - 3/2014)

Walgreens # 02521 (11/1998 to 12/2017)
DEA: BW2632417
300 Montgomery
San Francisco, CA 94104

Walgreen Co Oxycodone Shipments to Walgreens # 02521, by Strength
(Total Dosage Units)

Strength Year\	80	60	40	30	20	15	10	7.5	5	Other	Total	Avg. Str
1996	0	0	0	0	0	0	0	0	0	0	**0**	
1997	0	0	0	0	0	0	0	0	0	0	**0**	
1998	0	0	0	0	0	0	0	0	0	0	**0**	
1999	0	0	0	0	0	0	0	0	0	0	**0**	
2000	0	0	0	0	0	0	0	0	0	0	**0**	
2001	0	0	0	0	0	0	0	0	0	0	**0**	
2002	0	0	0	0	0	0	0	0	0	0	**0**	
2003	0	0	0	0	0	0	0	0	0	0	**0**	
2004	0	0	0	0	0	0	0	0	0	0	**0**	
2005	0	0	0	0	0	0	0	0	0	0	**0**	
2006	300	0	1,500	0	3,900	0	2,600	500	4,200	400	**13,400**	16.37
2007	1,800	0	200	0	4,500	0	2,700	200	4,300	300	**14,000**	21.31
2008	300	0	1,300	100	200	0	3,900	100	4,000	0	**9,900**	14.42
2009	400	100	200	0	200	200	2,300	500	5,600	100	**9,600**	11.34
2010	500	0	800	400	2,200	800	3,400	600	6,500	200	**15,400**	13.88
2011	0	0	1,900	1,500	500	600	5,100	0	5,200	0	**14,800**	14.66
2012	500	100	1,200	500	800	700	3,100	700	3,900	0	**11,500**	16.63
2013	200	0	600	400	700	0	1,800	200	1,500	0	**5,400**	17.22
2014	0	0	0	0	0	0	0	0	0	0	**0**	
2015	0	0	0	0	0	0	0	0	0	0	**0**	
2016	0	0	0	0	0	0	0	0	0	0	**0**	
2017	0	0	0	0	0	0	0	0	0	0	**0**	
2018	0	0	0	0	0	0	0	0	0	0	**0**	
2019	0	0	0	0	0	0	0	0	0	0	**0**	
Total	**4,000**	**200**	**7,700**	**2,900**	**13,000**	**2,300**	**24,900**	**2,800**	**35,200**	**1,000**	**94,000**	15.78

Data source: ARCOS (2006-2014) and Defendant Distribution Data (Walgreens 1/2006 - 3/2014)

Walgreens # 02521 (11/1998 to 12/2017)
DEA: BW2632417
300 Montgomery
San Francisco, CA 94104

Walgreen Co Oxycodone Shipments to Walgreens # 02521, by Strength (Total MME)

Strength Year\	80	60	40	30	20	15	10	7.5	5	Other	Total	Avg. Str
1996	0	0	0	0	0	0	0	0	0	0	**0**	
1997	0	0	0	0	0	0	0	0	0	0	**0**	
1998	0	0	0	0	0	0	0	0	0	0	**0**	
1999	0	0	0	0	0	0	0	0	0	0	**0**	
2000	0	0	0	0	0	0	0	0	0	0	**0**	
2001	0	0	0	0	0	0	0	0	0	0	**0**	
2002	0	0	0	0	0	0	0	0	0	0	**0**	
2003	0	0	0	0	0	0	0	0	0	0	**0**	
2004	0	0	0	0	0	0	0	0	0	0	**0**	
2005	0	0	0	0	0	0	0	0	0	0	**0**	
2006	32,274	0	80,685	0	104,891	0	34,964	5,043	28,240	3,216	**289,311**	16.37
2007	193,644	0	10,758	0	121,028	0	36,308	2,017	28,912	1,815	**394,482**	21.31
2008	32,274	0	69,927	4,034	5,379	0	52,445	1,009	26,895	3,362	**195,324**	14.42
2009	43,032	8,069	10,758	0	5,379	4,034	30,929	5,043	37,653	605	**145,502**	11.34
2010	53,790	0	43,032	16,137	59,169	16,137	45,722	6,051	43,704	1,210	**284,953**	13.88
2011	0	0	102,201	60,514	13,448	12,103	68,582	0	34,964	0	**291,811**	14.66
2012	53,790	8,069	64,548	20,171	21,516	14,120	41,687	7,060	26,223	0	**257,183**	16.63
2013	21,516	0	32,274	16,137	18,827	0	24,206	2,017	10,086	0	**125,062**	17.22
2014	0	0	0	0	0	0	0	0	0	0	**0**	
2015	0	0	0	0	0	0	0	0	0	0	**0**	
2016	0	0	0	0	0	0	0	0	0	0	**0**	
2017	0	0	0	0	0	0	0	0	0	0	**0**	
2018	0	0	0	0	0	0	0	0	0	0	**0**	
2019	0	0	0	0	0	0	0	0	0	0	**0**	
Total	**430,320**	**16,137**	**414,183**	**116,993**	**349,635**	**46,394**	**334,843**	**28,240**	**236,675**	**10,208**	**1,983,629**	15.78

Data source: ARCOS (2006-2014) and Defendant Distribution Data (Walgreens 1/2006 - 3/2014)

Walgreens # 02521 (11/1998 to 12/2017)
DEA: BW2632417
300 Montgomery
San Francisco, CA 94104

Walgreen Co Oxycodone Shipments to Walgreens # 02521, by Strength
(Total Drug Base Weight in Milligram)

Strength Year\	80	60	40	30	20	15	10	7.5	5	Other	Total	Avg. Str
1996	0	0	0	0	0	0	0	0	0	0	**0**	
1997	0	0	0	0	0	0	0	0	0	0	**0**	
1998	0	0	0	0	0	0	0	0	0	0	**0**	
1999	0	0	0	0	0	0	0	0	0	0	**0**	
2000	0	0	0	0	0	0	0	0	0	0	**0**	
2001	0	0	0	0	0	0	0	0	0	0	**0**	
2002	0	0	0	0	0	0	0	0	0	0	**0**	
2003	0	0	0	0	0	0	0	0	0	0	**0**	
2004	0	0	0	0	0	0	0	0	0	0	**0**	
2005	0	0	0	0	0	0	0	0	0	0	**0**	
2006	21,516	0	53,790	0	69,927	0	23,309	3,362	18,826	2,144	**192,874**	16.37
2007	129,096	0	7,172	0	80,685	0	24,206	1,345	19,275	1,210	**262,988**	21.31
2008	21,516	0	46,618	2,690	3,586	0	34,964	672	17,930	2,241	**130,216**	14.42
2009	28,688	5,379	7,172	0	3,586	2,690	20,620	3,362	25,102	403	**97,001**	11.34
2010	35,860	0	28,688	10,758	39,446	10,758	30,481	4,034	29,136	807	**189,968**	13.88
2011	0	0	68,134	40,343	8,965	8,069	45,722	0	23,309	0	**194,541**	14.66
2012	35,860	5,379	43,032	13,448	14,344	9,413	27,792	4,707	17,482	0	**171,456**	16.63
2013	14,344	0	21,516	10,758	12,551	0	16,137	1,345	6,724	0	**83,375**	17.22
2014	0	0	0	0	0	0	0	0	0	0	**0**	
2015	0	0	0	0	0	0	0	0	0	0	**0**	
2016	0	0	0	0	0	0	0	0	0	0	**0**	
2017	0	0	0	0	0	0	0	0	0	0	**0**	
2018	0	0	0	0	0	0	0	0	0	0	**0**	
2019	0	0	0	0	0	0	0	0	0	0	**0**	
Total	**286,880**	**10,758**	**276,122**	**77,996**	**233,090**	**30,929**	**223,229**	**18,827**	**157,784**	**6,806**	**1,322,419**	15.78

Data source: ARCOS (2006-2014) and Defendant Distribution Data (Walgreens 1/2006 - 3/2014)

Walgreens # 02521 (11/1998 to 12/2017)
DEA: BW2632417
300 Montgomery
San Francisco, CA 94104

Walgreen Co Hydrocodone Shipments to Walgreens # 02521

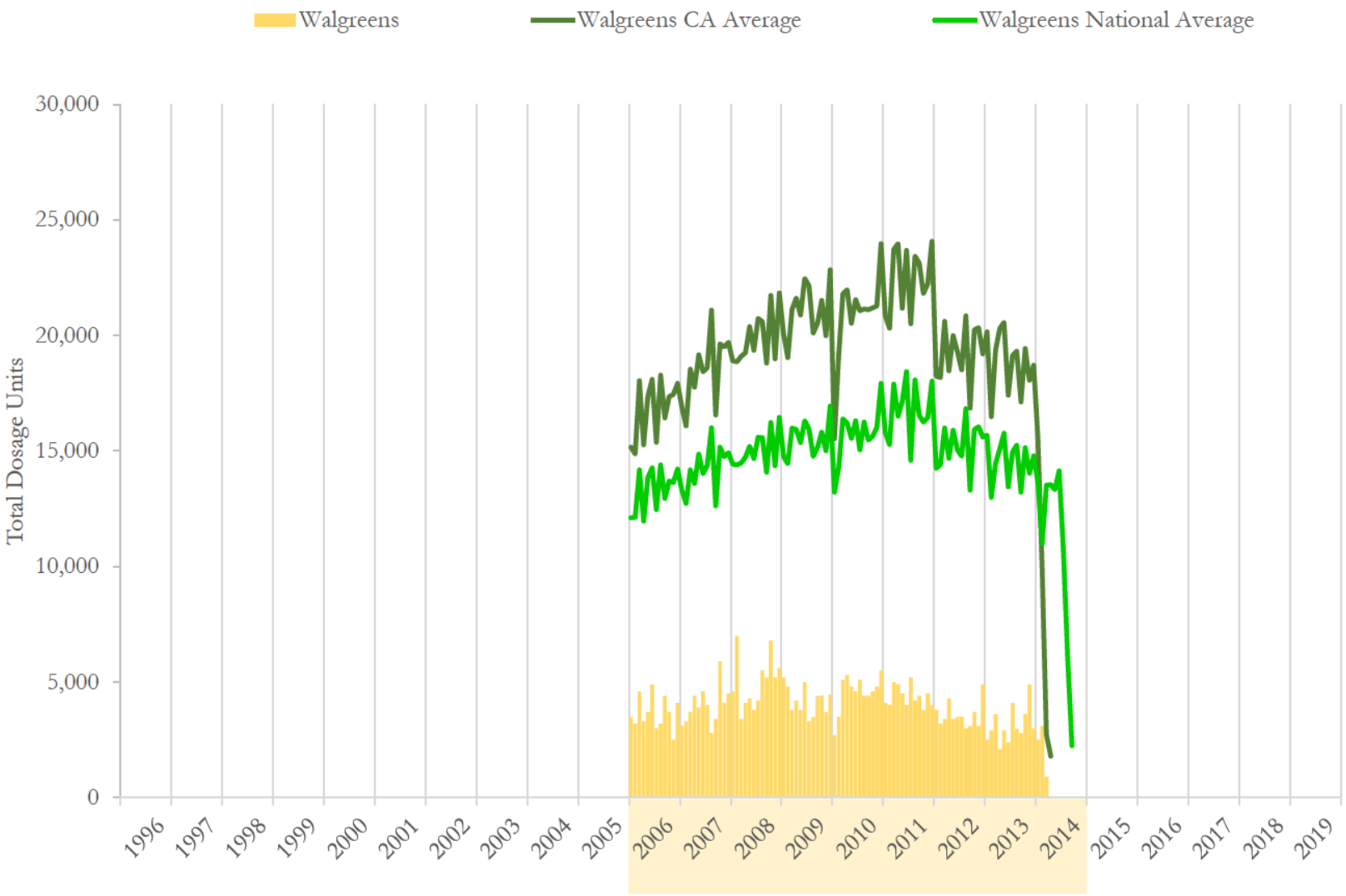

National and state averages reflect hydrocodone shipped from Walgreen Co to all active pharmacies each month.
Data source: ARCOS (2006-2014) and Defendant Distribution Data (Walgreens 1/2006 - 3/2014)

Walgreens # 02521 (11/1998 to 12/2017)
DEA: BW2632417
300 Montgomery
San Francisco, CA 94104

Walgreen Co Hydrocodone Shipments to Walgreens # 02521

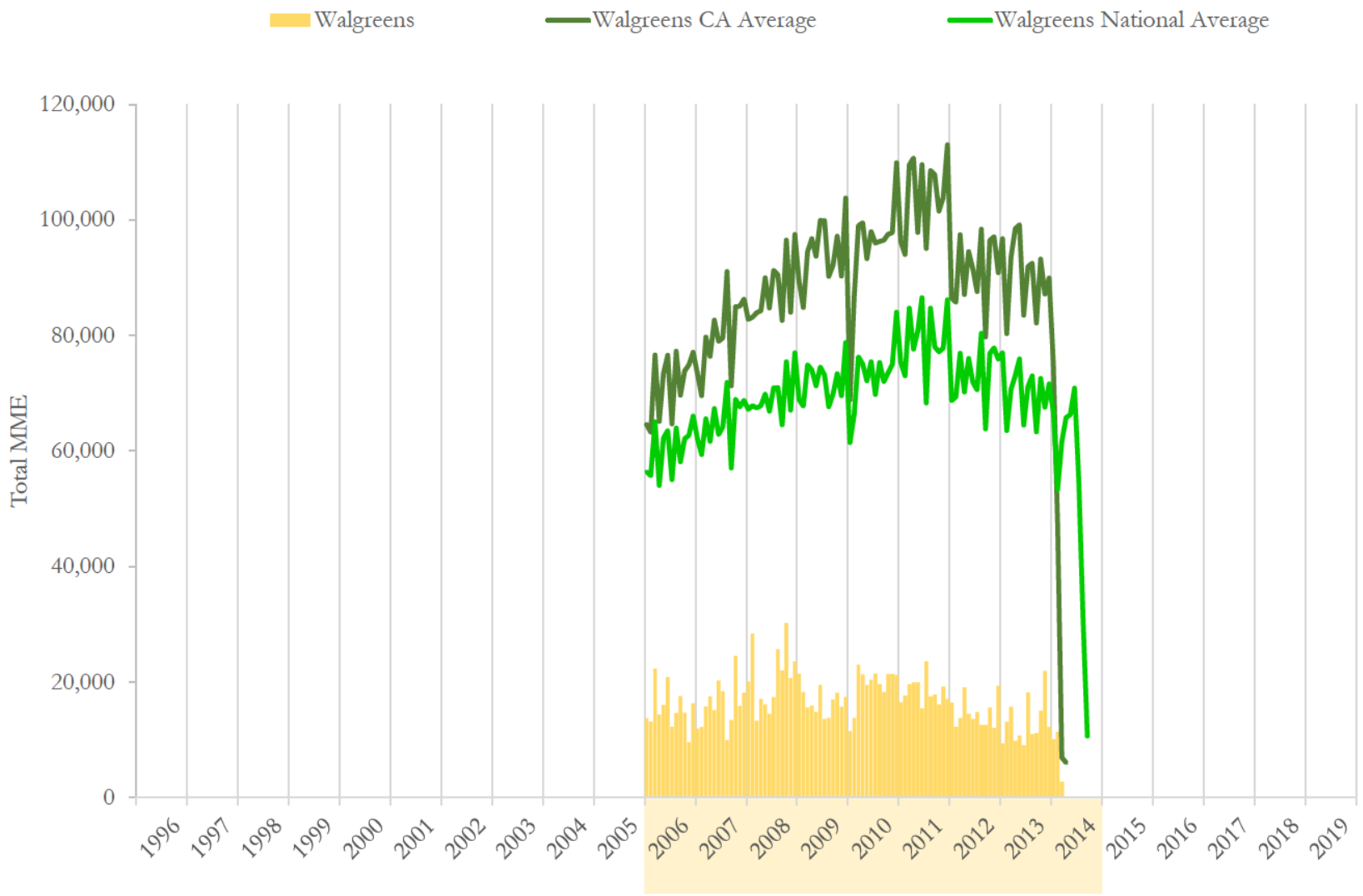

National and state averages reflect hydrocodone shipped from Walgreen Co to all active pharmacies each month.
Data source: ARCOS (2006-2014) and Defendant Distribution Data (Walgreens 1/2006 - 3/2014)

Walgreens # 02521 (11/1998 to 12/2017)
DEA: BW2632417
300 Montgomery
San Francisco, CA 94104

Walgreen Co Hydrocodone Shipments to Walgreens # 02521

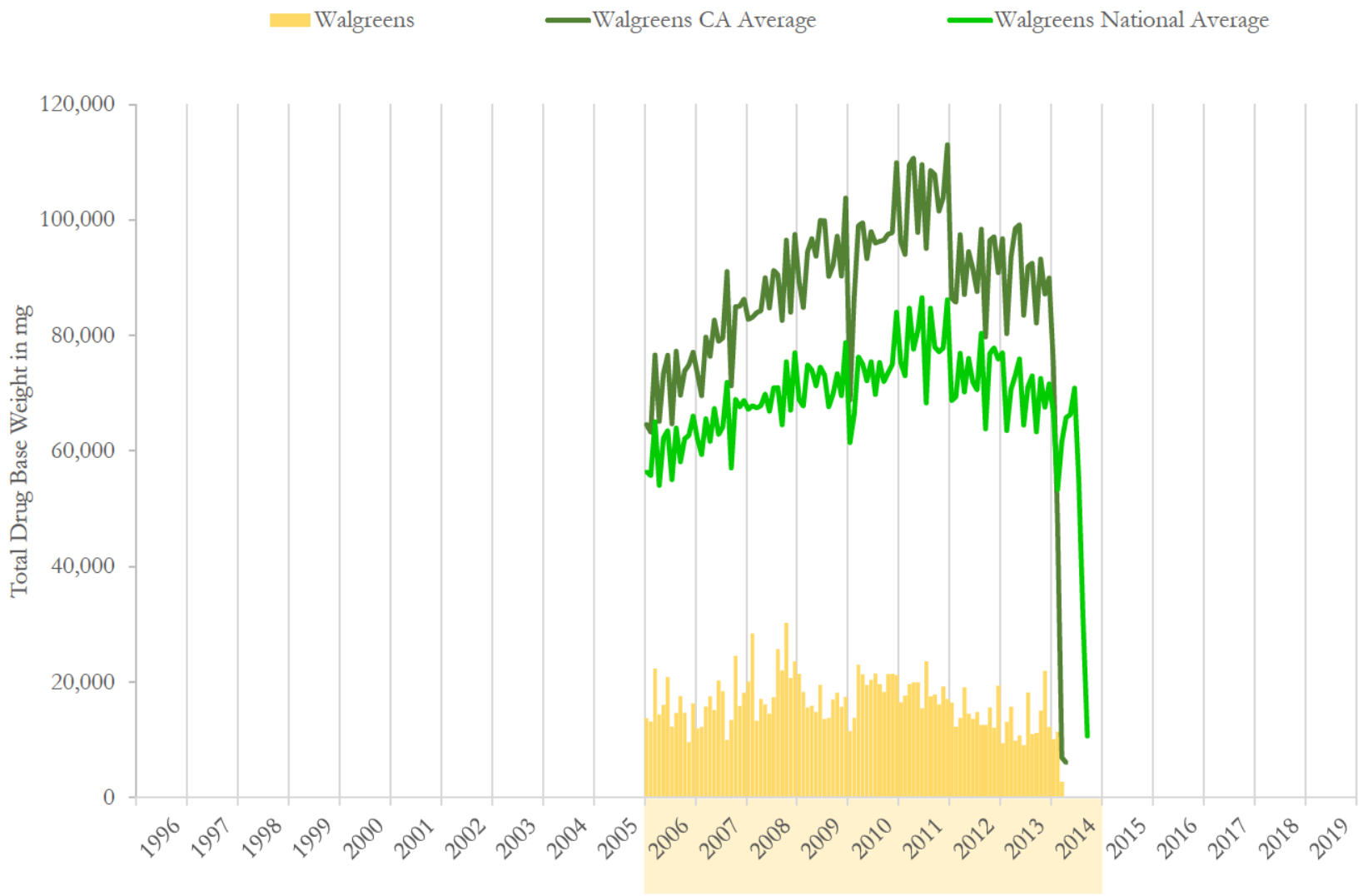

National and state averages reflect hydrocodone shipped from Walgreen Co to all active pharmacies each month.
Data source: ARCOS (2006-2014) and Defendant Distribution Data (Walgreens 1/2006 - 3/2014)

Walgreens # 02521 (11/1998 to 12/2017)
DEA: BW2632417
300 Montgomery
San Francisco, CA 94104

Walgreen Co Hydrocodone Shipments to Walgreens # 02521

	Dosage Units		MME		Drug Base Weight in mg	
Date	Walgreens	% Change	Walgreens	% Change	Walgreens	% Change
01/2006	3,500	n/a	13,724	n/a	13,724	n/a
02/2006	3,200	-8.6%	13,151	-4.2%	13,151	-4.2%
03/2006	4,600	43.8%	22,310	69.6%	22,310	69.6%
04/2006	3,300	-28.3%	14,378	-35.6%	14,378	-35.6%
05/2006	3,700	12.1%	16,043	11.6%	16,043	11.6%
06/2006	4,900	32.4%	20,837	29.9%	20,837	29.9%
07/2006	3,000	-38.8%	12,251	-41.2%	12,251	-41.2%
08/2006	3,200	6.7%	14,624	19.4%	14,624	19.4%
09/2006	4,400	37.5%	17,557	20.1%	17,557	20.1%
10/2006	3,700	-15.9%	14,681	-16.4%	14,681	-16.4%
11/2006	2,500	-32.4%	9,654	-34.2%	9,654	-34.2%
12/2006	4,100	64.0%	16,297	68.8%	16,297	68.8%
01/2007	3,100	-24.4%	11,940	-26.7%	11,940	-26.7%
02/2007	3,300	6.5%	12,227	2.4%	12,227	2.4%
03/2007	3,700	12.1%	15,740	28.7%	15,740	28.7%
04/2007	4,400	18.9%	17,524	11.3%	17,524	11.3%
05/2007	3,900	-11.4%	15,135	-13.6%	15,135	-13.6%
06/2007	4,600	17.9%	20,232	33.7%	20,232	33.7%
07/2007	4,000	-13.0%	18,448	-8.8%	18,448	-8.8%
08/2007	2,800	-30.0%	9,973	-45.9%	9,973	-45.9%
09/2007	3,400	21.4%	13,437	34.7%	13,437	34.7%
10/2007	5,900	73.5%	24,519	82.5%	24,519	82.5%
11/2007	4,100	-30.5%	15,859	-35.3%	15,859	-35.3%
12/2007	4,500	9.8%	18,146	14.4%	18,146	14.4%

Data source: ARCOS (2006-2014) and Defendant Distribution Data (Walgreens 1/2006 - 3/2014)

Walgreens # 02521 (11/1998 to 12/2017)
DEA: BW2632417
300 Montgomery
San Francisco, CA 94104

Walgreen Co Hydrocodone Shipments to Walgreens # 02521

	Dosage Units		MME		Drug Base Weight in mg	
Date	Walgreens	% Change	Walgreens	% Change	Walgreens	% Change
01/2008	4,600	2.2%	20,089	10.7%	20,089	10.7%
02/2008	7,000	52.2%	28,380	41.3%	28,380	41.3%
03/2008	3,400	-51.4%	13,286	-53.2%	13,286	-53.2%
04/2008	4,100	20.6%	17,037	28.2%	17,037	28.2%
05/2008	4,300	4.9%	16,162	-5.1%	16,162	-5.1%
06/2008	3,800	-11.6%	14,497	-10.3%	14,497	-10.3%
07/2008	4,200	10.5%	17,405	20.1%	17,405	20.1%
08/2008	5,500	31.0%	25,672	47.5%	25,672	47.5%
09/2008	5,200	-5.5%	22,032	-14.2%	22,032	-14.2%
10/2008	6,800	30.8%	30,229	37.2%	30,229	37.2%
11/2008	5,200	-23.5%	20,702	-31.5%	20,702	-31.5%
12/2008	5,600	7.7%	23,594	14.0%	23,594	14.0%
01/2009	5,200	-7.1%	21,443	-9.1%	21,443	-9.1%
02/2009	4,800	-7.7%	18,305	-14.6%	18,305	-14.6%
03/2009	3,800	-20.8%	15,589	-14.8%	15,589	-14.8%
04/2009	4,200	10.5%	15,876	1.8%	15,876	1.8%
05/2009	3,800	-9.5%	14,824	-6.6%	14,824	-6.6%
06/2009	5,000	31.6%	19,524	31.7%	19,524	31.7%
07/2009	3,300	-34.0%	13,605	-30.3%	13,605	-30.3%
08/2009	3,500	6.1%	13,773	1.2%	13,773	1.2%
09/2009	4,400	25.7%	16,951	23.1%	16,951	23.1%
10/2009	4,420	0.5%	18,115	6.9%	18,115	6.9%
11/2009	3,700	-16.3%	15,716	-13.2%	15,716	-13.2%
12/2009	4,460	20.5%	17,450	11.0%	17,450	11.0%

Data source: ARCOS (2006-2014) and Defendant Distribution Data (Walgreens 1/2006 - 3/2014)

Walgreens # 02521 (11/1998 to 12/2017)
DEA: BW2632417
300 Montgomery
San Francisco, CA 94104

Walgreen Co Hydrocodone Shipments to Walgreens # 02521

	Dosage Units		MME		Drug Base Weight in mg	
Date	Walgreens	% Change	Walgreens	% Change	Walgreens	% Change
01/2010	2,700	-39.5%	11,494	-34.1%	11,494	-34.1%
02/2010	3,500	29.6%	13,757	19.7%	13,757	19.7%
03/2010	5,100	45.7%	23,005	67.2%	23,005	67.2%
04/2010	5,300	3.9%	21,316	-7.3%	21,316	-7.3%
05/2010	4,800	-9.4%	19,524	-8.4%	19,524	-8.4%
06/2010	4,600	-4.2%	20,416	4.6%	20,416	4.6%
07/2010	5,100	10.9%	21,492	5.3%	21,492	5.3%
08/2010	4,400	-13.7%	19,651	-8.6%	19,651	-8.6%
09/2010	4,400	0.0%	18,313	-6.8%	18,313	-6.8%
10/2010	4,600	4.5%	21,361	16.6%	21,361	16.6%
11/2010	4,800	4.3%	21,459	0.5%	21,459	0.5%
12/2010	5,500	14.6%	21,173	-1.3%	21,173	-1.3%
01/2011	4,100	-25.5%	16,473	-22.2%	16,473	-22.2%
02/2011	4,000	-2.4%	17,651	7.2%	17,651	7.2%
03/2011	5,000	25.0%	19,659	11.4%	19,659	11.4%
04/2011	4,900	-2.0%	19,946	1.5%	19,946	1.5%
05/2011	4,500	-8.2%	19,962	0.1%	19,962	0.1%
06/2011	4,000	-11.1%	15,438	-22.7%	15,438	-22.7%
07/2011	5,200	30.0%	23,594	52.8%	23,594	52.8%
08/2011	4,200	-19.2%	17,524	-25.7%	17,524	-25.7%
09/2011	4,400	4.8%	17,835	1.8%	17,835	1.8%
10/2011	3,800	-13.6%	16,138	-9.5%	16,138	-9.5%
11/2011	4,500	18.4%	19,189	18.9%	19,189	18.9%
12/2011	4,000	-11.1%	17,070	-11.0%	17,070	-11.0%

Data source: ARCOS (2006-2014) and Defendant Distribution Data (Walgreens 1/2006 - 3/2014)

Walgreens # 02521 (11/1998 to 12/2017)
DEA: BW2632417
300 Montgomery
San Francisco, CA 94104

Walgreen Co Hydrocodone Shipments to Walgreens # 02521

	Dosage Units		MME		Drug Base Weight in mg	
Date	Walgreens	% Change	Walgreens	% Change	Walgreens	% Change
01/2012	3,800	-5.0%	16,465	-3.5%	16,465	-3.5%
02/2012	3,200	-15.8%	12,259	-25.5%	12,259	-25.5%
03/2012	3,400	6.3%	13,773	12.3%	13,773	12.3%
04/2012	4,300	26.5%	19,070	38.5%	19,070	38.5%
05/2012	3,400	-20.9%	14,521	-23.9%	14,521	-23.9%
06/2012	3,500	2.9%	13,605	-6.3%	13,605	-6.3%
07/2012	3,500	0.0%	14,824	9.0%	14,824	9.0%
08/2012	3,000	-14.3%	12,562	-15.3%	12,562	-15.3%
09/2012	3,100	3.3%	12,546	-0.1%	12,546	-0.1%
10/2012	3,700	19.4%	15,589	24.3%	15,589	24.3%
11/2012	3,100	-16.2%	12,108	-22.3%	12,108	-22.3%
12/2012	4,900	58.1%	19,365	59.9%	19,365	59.9%
01/2013	2,500	-49.0%	9,384	-51.5%	9,384	-51.5%
02/2013	2,900	16.0%	13,111	39.7%	13,111	39.7%
03/2013	3,600	24.1%	15,716	19.9%	15,716	19.9%
04/2013	2,100	-41.7%	9,838	-37.4%	9,838	-37.4%
05/2013	2,900	38.1%	10,746	9.2%	10,746	9.2%
06/2013	2,400	-17.2%	9,065	-15.6%	9,065	-15.6%
07/2013	4,100	70.8%	18,162	100.4%	18,162	100.4%
08/2013	2,990	-27.1%	11,018	-39.3%	11,018	-39.3%
09/2013	2,800	-6.4%	11,200	1.6%	11,200	1.6%
10/2013	3,630	29.6%	15,058	34.4%	15,058	34.4%
11/2013	4,900	35.0%	21,930	45.6%	21,930	45.6%
12/2013	3,000	-38.8%	12,235	-44.2%	12,235	-44.2%

Data source: ARCOS (2006-2014) and Defendant Distribution Data (Walgreens 1/2006 - 3/2014)

Walgreen Co Hydrocodone Shipments to Walgreens # 02521

	Dosage Units		MME		Drug Base Weight in mg	
Date	Walgreens	% Change	Walgreens	% Change	Walgreens	% Change
01/2014	2,500	-16.7%	10,108	-17.4%	10,108	-17.4%
02/2014	3,100	24.0%	11,343	12.2%	11,343	12.2%
03/2014	900	-71.0%	2,724	-76.0%	2,724	-76.0%
04/2014	0	-100.0%	0	-100.0%	0	-100.0%
05/2014	0	n/a	0	n/a	0	n/a
06/2014	0	n/a	0	n/a	0	n/a
07/2014	0	n/a	0	n/a	0	n/a
08/2014	0	n/a	0	n/a	0	n/a
09/2014	0	n/a	0	n/a	0	n/a
10/2014	0	n/a	0	n/a	0	n/a
11/2014	0	n/a	0	n/a	0	n/a
12/2014	0	n/a	0	n/a	0	n/a
01/2015	0	n/a	0	n/a	0	n/a
02/2015	0	n/a	0	n/a	0	n/a
03/2015	0	n/a	0	n/a	0	n/a
04/2015	0	n/a	0	n/a	0	n/a
05/2015	0	n/a	0	n/a	0	n/a
06/2015	0	n/a	0	n/a	0	n/a
07/2015	0	n/a	0	n/a	0	n/a
08/2015	0	n/a	0	n/a	0	n/a
09/2015	0	n/a	0	n/a	0	n/a
10/2015	0	n/a	0	n/a	0	n/a
11/2015	0	n/a	0	n/a	0	n/a
12/2015	0	n/a	0	n/a	0	n/a

Data source: ARCOS (2006-2014) and Defendant Distribution Data (Walgreens 1/2006 - 3/2014)

Walgreens # 02521 (11/1998 to 12/2017)
DEA: BW2632417
300 Montgomery
San Francisco, CA 94104

Walgreen Co Hydrocodone Shipments to Walgreens # 02521

	Dosage Units		MME		Drug Base Weight in mg	
Date	Walgreens	% Change	Walgreens	% Change	Walgreens	% Change
1996	0		0		0	
1997	0	n/a	0	n/a	0	n/a
1998	0	n/a	0	n/a	0	n/a
1999	0	n/a	0	n/a	0	n/a
2000	0	n/a	0	n/a	0	n/a
2001	0	n/a	0	n/a	0	n/a
2002	0	n/a	0	n/a	0	n/a
2003	0	n/a	0	n/a	0	n/a
2004	0	n/a	0	n/a	0	n/a
2005	0	n/a	0	n/a	0	n/a
2006	44,100	n/a	185,508	n/a	185,508	n/a
2007	47,700	8.2%	193,181	4.1%	193,181	4.1%
2008	59,700	25.2%	249,087	28.9%	249,087	28.9%
2009	50,580	-15.3%	201,171	-19.2%	201,171	-19.2%
2010	54,800	8.3%	232,962	15.8%	232,962	15.8%
2011	52,600	-4.0%	220,478	-5.4%	220,478	-5.4%
2012	42,900	-18.4%	176,687	-19.9%	176,687	-19.9%
2013	37,820	-11.8%	157,462	-10.9%	157,462	-10.9%
2014	6,500	-82.8%	24,175	-84.6%	24,175	-84.6%
2015	0	-100.0%	0	-100.0%	0	-100.0%
2016	0	n/a	0	n/a	0	n/a
2017	0	n/a	0	n/a	0	n/a
2018	0	n/a	0	n/a	0	n/a
2019	0	n/a	0	n/a	0	n/a
Total	**396,700**		**1,640,712**		**1,640,712**	

Data source: ARCOS (2006-2014) and Defendant Distribution Data (Walgreens 1/2006 - 3/2014)

Walgreens # 02521 (11/1998 to 12/2017)
DEA: BW2632417
300 Montgomery
San Francisco, CA 94104

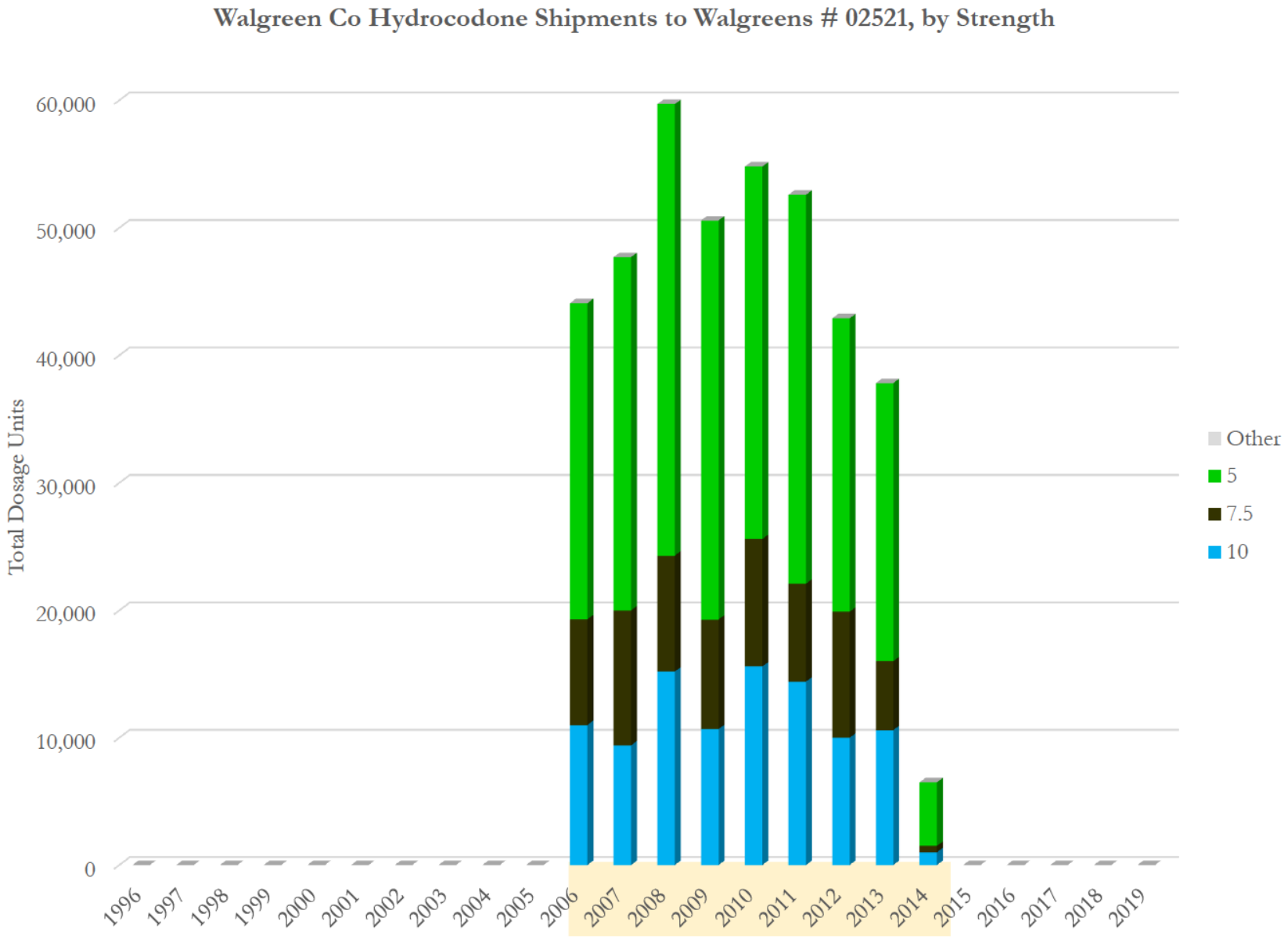

Data source: ARCOS (2006-2014) and Defendant Distribution Data (Walgreens 1/2006 - 3/2014)

Walgreens # 02521 (11/1998 to 12/2017)
DEA: BW2632417
300 Montgomery
San Francisco, CA 94104

Walgreen Co Hydrocodone Shipments to Walgreens # 02521, by Strength

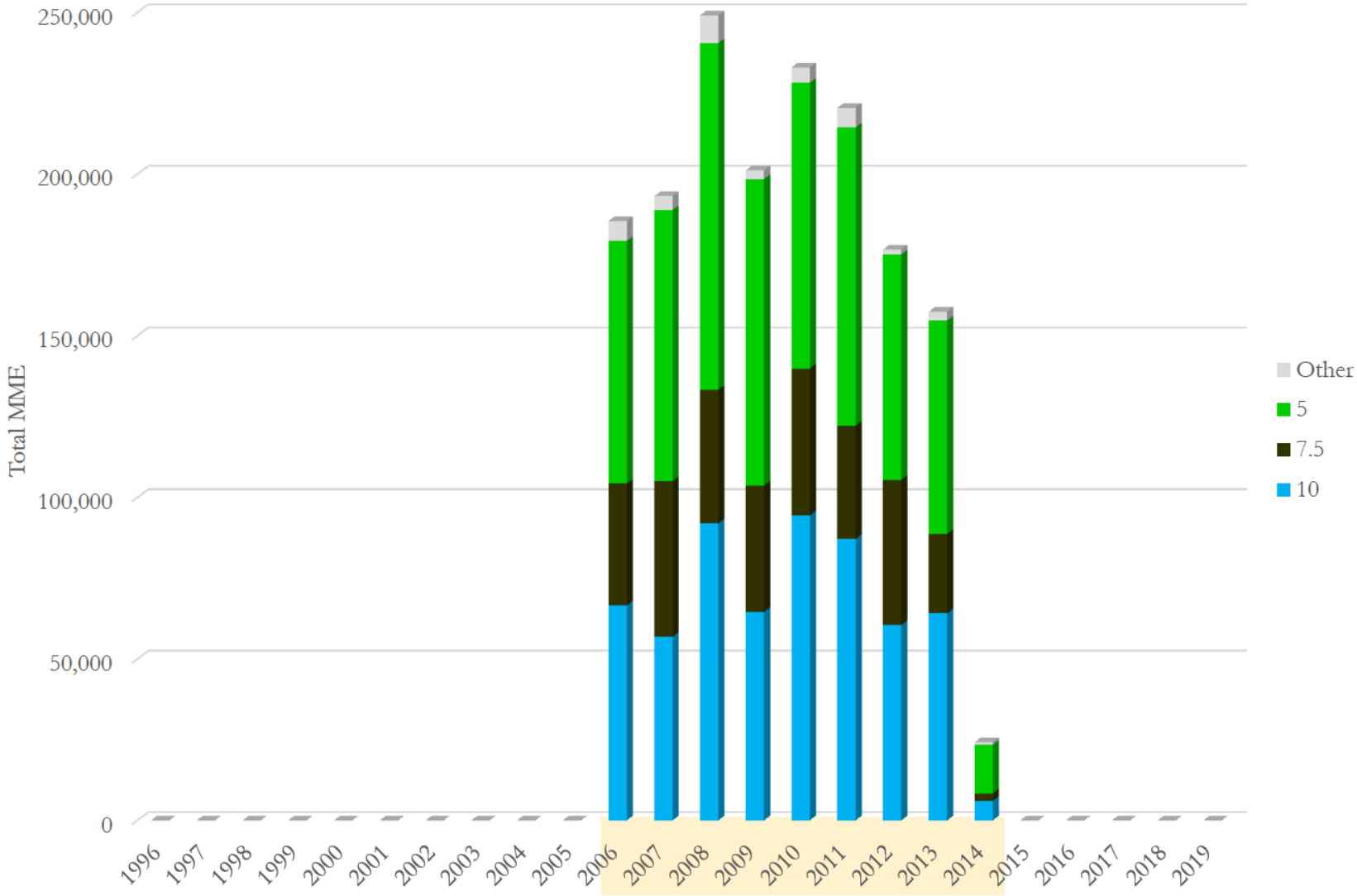

Data source: ARCOS (2006-2014) and Defendant Distribution Data (Walgreens 1/2006 - 3/2014)

Walgreens # 02521 (11/1998 to 12/2017)
DEA: BW2632417
300 Montgomery
San Francisco, CA 94104

Walgreen Co Hydrocodone Shipments to Walgreens # 02521, by Strength

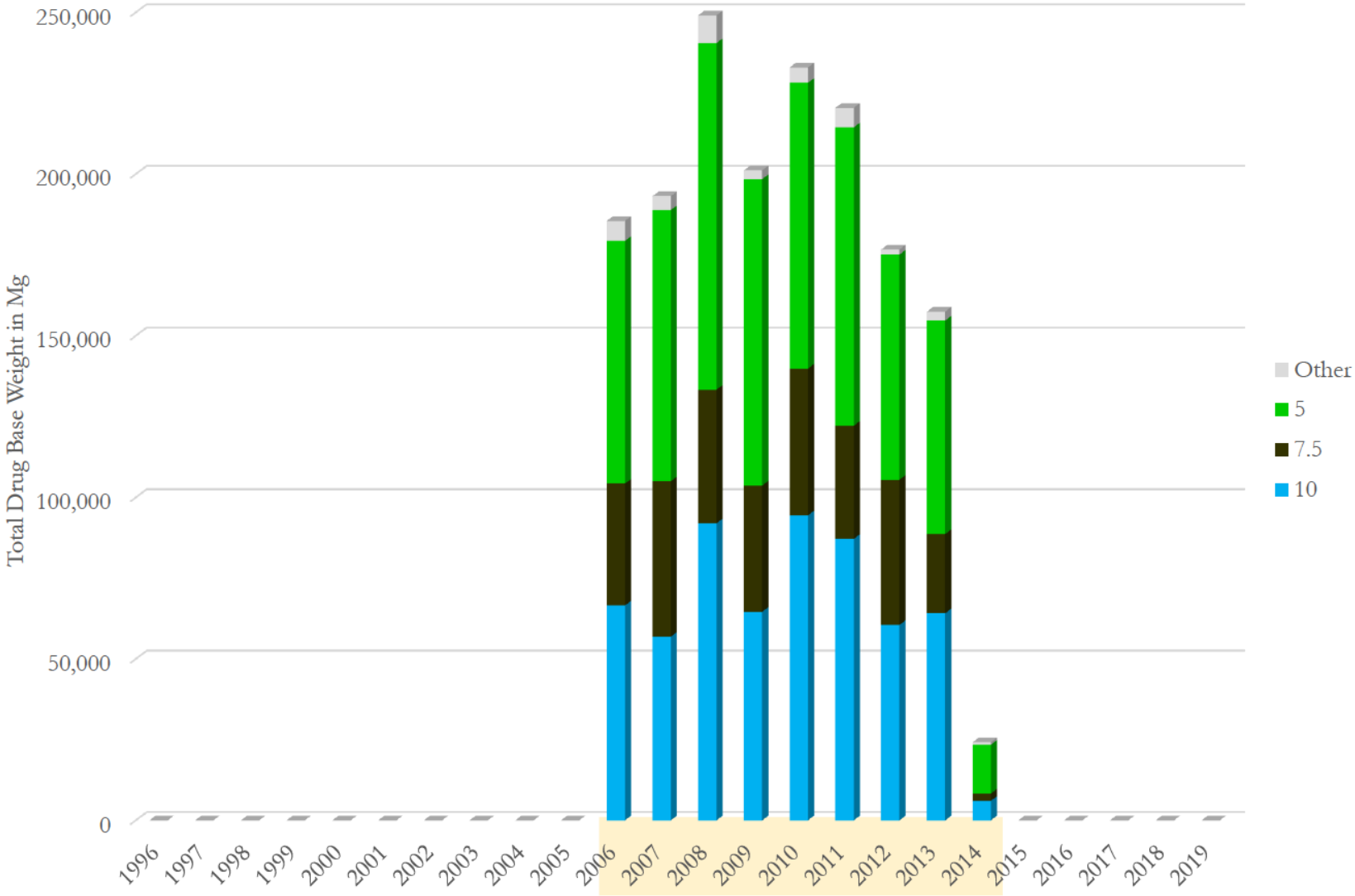

Data source: ARCOS (2006-2014) and Defendant Distribution Data (Walgreens 1/2006 - 3/2014)

Walgreens # 02521 (11/1998 to 12/2017)
DEA: BW2632417
300 Montgomery
San Francisco, CA 94104

Walgreen Co Hydrocodone Shipments to Walgreens # 02521, by Strength
(Total Dosage Units)

Strength Year\	10	7.5	5	Other	Total	Avg. Str
1996	0	0	0	0	**0**	
1997	0	0	0	0	**0**	
1998	0	0	0	0	**0**	
1999	0	0	0	0	**0**	
2000	0	0	0	0	**0**	
2001	0	0	0	0	**0**	
2002	0	0	0	0	**0**	
2003	0	0	0	0	**0**	
2004	0	0	0	0	**0**	
2005	0	0	0	0	**0**	
2006	11,000	8,300	24,800	0	**44,100**	6.72
2007	9,400	10,600	27,700	0	**47,700**	6.54
2008	15,200	9,100	35,400	0	**59,700**	6.65
2009	10,680	8,600	31,300	0	**50,580**	6.48
2010	15,600	10,000	29,200	0	**54,800**	6.88
2011	14,400	7,700	30,500	0	**52,600**	6.73
2012	10,000	9,900	23,000	0	**42,900**	6.74
2013	10,600	5,400	21,820	0	**37,820**	6.76
2014	1,000	500	5,000	0	**6,500**	5.96
2015	0	0	0	0	**0**	
2016	0	0	0	0	**0**	
2017	0	0	0	0	**0**	
2018	0	0	0	0	**0**	
2019	0	0	0	0	**0**	
Total	**97,880**	**70,100**	**228,720**	**0**	**396,700**	6.68

Data source: ARCOS (2006-2014) and Defendant Distribution Data (Walgreens 1/2006 - 3/2014)

Walgreens # 02521 (11/1998 to 12/2017)
DEA: BW2632417
300 Montgomery
San Francisco, CA 94104

Walgreen Co Hydrocodone Shipments to Walgreens # 02521, by Strength (Total MME)

Strength Year\	10	7.5	5	Other	Total	Avg. Str
1996	0	0	0	0	**0**	
1997	0	0	0	0	**0**	
1998	0	0	0	0	**0**	
1999	0	0	0	0	**0**	
2000	0	0	0	0	**0**	
2001	0	0	0	0	**0**	
2002	0	0	0	0	**0**	
2003	0	0	0	0	**0**	
2004	0	0	0	0	**0**	
2005	0	0	0	0	**0**	
2006	66,594	37,686	75,070	6,158	**185,508**	6.72
2007	56,908	48,129	83,848	4,296	**193,181**	6.54
2008	92,021	41,319	107,156	8,592	**249,087**	6.65
2009	64,657	39,048	94,745	2,721	**201,171**	6.48
2010	94,442	45,405	88,388	4,726	**232,962**	6.88
2011	87,178	34,962	92,324	6,015	**220,478**	6.73
2012	60,540	44,951	69,621	1,576	**176,687**	6.74
2013	64,172	24,519	66,049	2,721	**157,462**	6.76
2014	6,054	2,270	15,135	716	**24,175**	5.96
2015	0	0	0	0	**0**	
2016	0	0	0	0	**0**	
2017	0	0	0	0	**0**	
2018	0	0	0	0	**0**	
2019	0	0	0	0	**0**	
Total	**592,566**	**318,289**	**692,335**	**37,522**	**1,640,712**	6.68

Data source: ARCOS (2006-2014) and Defendant Distribution Data (Walgreens 1/2006 - 3/2014)

Walgreens # 02521 (11/1998 to 12/2017)
DEA: BW2632417
300 Montgomery
San Francisco, CA 94104

Walgreen Co Hydrocodone Shipments to Walgreens # 02521, by Strength
(Total Drug Base Weight in Milligram)

Strength Year\	10	7.5	5	Other	Total	Avg. Str
1996	0	0	0	0	**0**	
1997	0	0	0	0	**0**	
1998	0	0	0	0	**0**	
1999	0	0	0	0	**0**	
2000	0	0	0	0	**0**	
2001	0	0	0	0	**0**	
2002	0	0	0	0	**0**	
2003	0	0	0	0	**0**	
2004	0	0	0	0	**0**	
2005	0	0	0	0	**0**	
2006	66,594	37,686	75,070	6,158	**185,508**	6.72
2007	56,908	48,129	83,848	4,296	**193,181**	6.54
2008	92,021	41,319	107,156	8,592	**249,087**	6.65
2009	64,657	39,048	94,745	2,721	**201,171**	6.48
2010	94,442	45,405	88,388	4,726	**232,962**	6.88
2011	87,178	34,962	92,323	6,015	**220,478**	6.73
2012	60,540	44,951	69,621	1,576	**176,687**	6.74
2013	64,172	24,519	66,049	2,721	**157,462**	6.76
2014	6,054	2,270	15,135	716	**24,175**	5.96
2015	0	0	0	0	**0**	
2016	0	0	0	0	**0**	
2017	0	0	0	0	**0**	
2018	0	0	0	0	**0**	
2019	0	0	0	0	**0**	
Total	**592,566**	**318,289**	**692,335**	**37,522**	**1,640,712**	6.68

Data source: ARCOS (2006-2014) and Defendant Distribution Data (Walgreens 1/2006 - 3/2014)

Walgreens # 00890 (1/1996 to 9/2012)
DEA: AW1365370
135 Powell Street
San Francisco, CA 94102

Walgreen Co Oxycodone Shipments to Walgreens # 00890

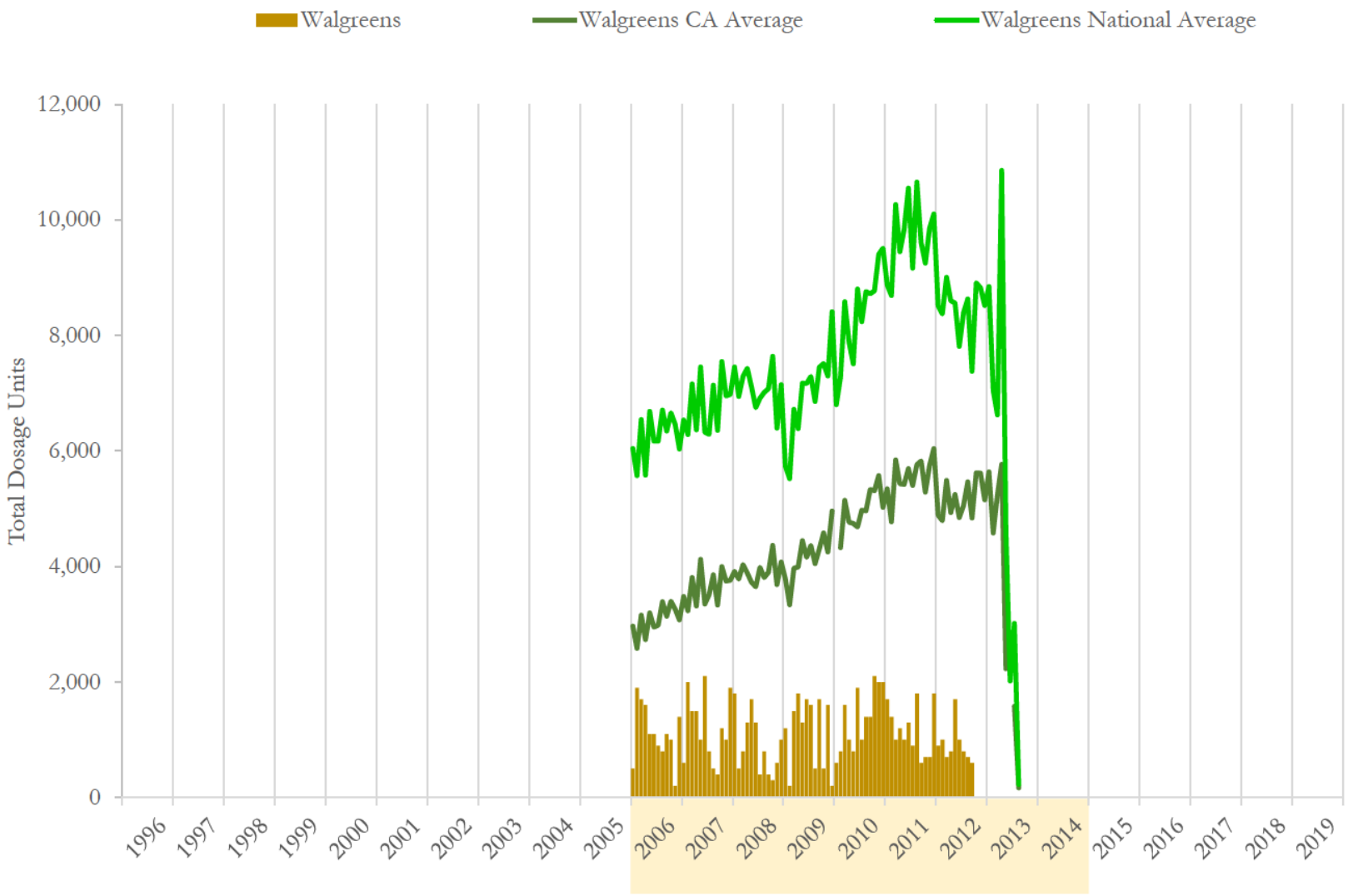

National and state averages reflect oxycodone shipped from Walgreen Co to all active pharmacies each month.
Data source: ARCOS (2006-2014) and Defendant Distribution Data (Walgreens 1/2006 - 3/2014)

Walgreens # 00890 (1/1996 to 9/2012)
DEA: AW1365370
135 Powell Street
San Francisco, CA 94102

Walgreen Co Oxycodone Shipments to Walgreens # 00890

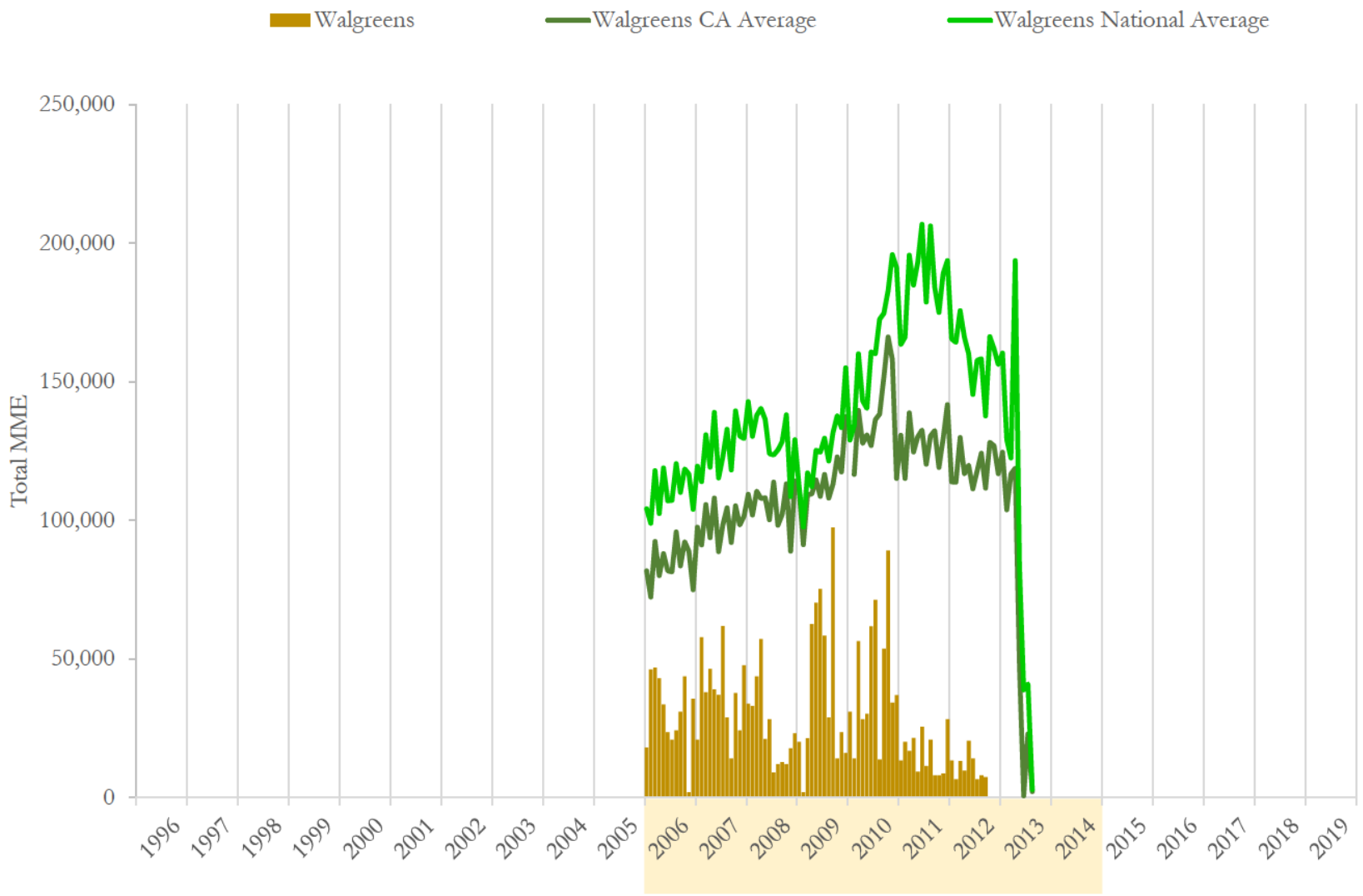

National and state averages reflect oxycodone shipped from Walgreen Co to all active pharmacies each month.
Data source: ARCOS (2006-2014) and Defendant Distribution Data (Walgreens 1/2006 - 3/2014)

Walgreens # 00890 (1/1996 to 9/2012)
DEA: AW1365370
135 Powell Street
San Francisco, CA 94102

Walgreen Co Oxycodone Shipments to Walgreens # 00890

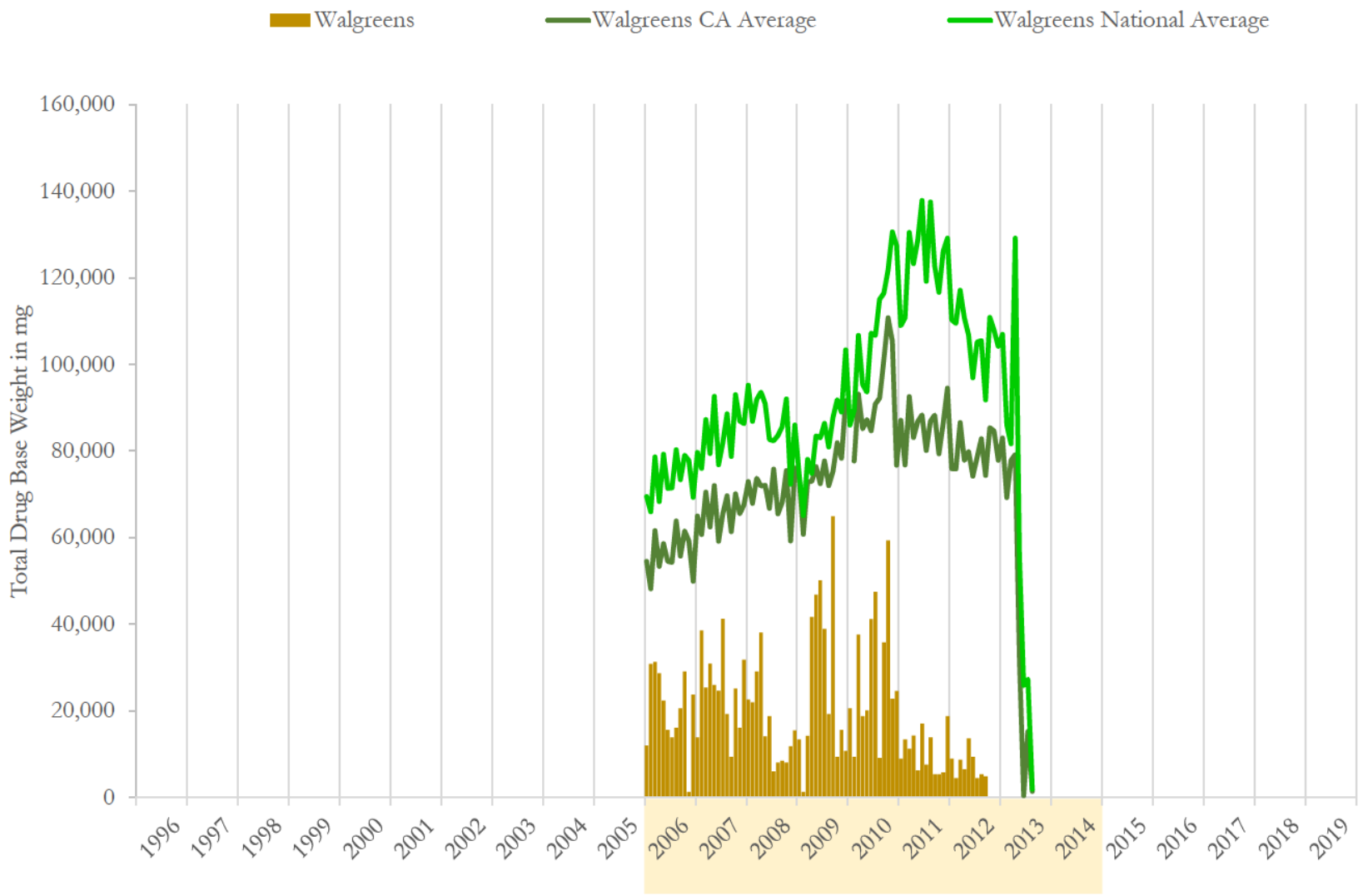

National and state averages reflect oxycodone shipped from Walgreen Co to all active pharmacies each month.
Data source: ARCOS (2006-2014) and Defendant Distribution Data (Walgreens 1/2006 - 3/2014)

Walgreens # 00890 (1/1996 to 9/2012)
DEA: AW1365370
135 Powell Street
San Francisco, CA 94102

Walgreen Co Oxycodone Shipments to Walgreens # 00890

	Dosage Units		MME		Drug Base Weight in mg	
Date	Walgreens	% Change	Walgreens	% Change	Walgreens	% Change
01/2006	500	n/a	18,087	n/a	12,058	n/a
02/2006	1,900	280.0%	46,259	155.8%	30,840	155.8%
03/2006	1,700	-10.5%	46,932	1.5%	31,288	1.5%
04/2006	1,600	-5.9%	43,032	-8.3%	28,688	-8.3%
05/2006	1,100	-31.3%	33,619	-21.9%	22,413	-21.9%
06/2006	1,100	0.0%	23,533	-30.0%	15,689	-30.0%
07/2006	900	-18.2%	20,844	-11.4%	13,896	-11.4%
08/2006	800	-11.1%	24,206	16.1%	16,137	16.1%
09/2006	1,100	37.5%	30,929	27.8%	20,620	27.8%
10/2006	1,000	-9.1%	43,704	41.3%	29,136	41.3%
11/2006	200	-80.0%	2,017	-95.4%	1,345	-95.4%
12/2006	1,400	600.0%	35,636	1666.7%	23,757	1666.7%
01/2007	600	-57.1%	20,844	-41.5%	13,896	-41.5%
02/2007	2,000	233.3%	57,824	177.4%	38,550	177.4%
03/2007	1,500	-25.0%	38,083	-34.1%	25,389	-34.1%
04/2007	1,500	0.0%	46,394	21.8%	30,929	21.8%
05/2007	1,000	-33.3%	39,045	-15.8%	26,030	-15.8%
06/2007	2,100	110.0%	37,027	-5.2%	24,685	-5.2%
07/2007	800	-61.9%	61,859	67.1%	41,239	67.1%
08/2007	500	-37.5%	28,912	-53.3%	19,275	-53.3%
09/2007	400	-20.0%	14,120	-51.2%	9,413	-51.2%
10/2007	1,200	200.0%	37,700	167.0%	25,133	167.0%
11/2007	1,000	-16.7%	24,205	-35.8%	16,137	-35.8%
12/2007	1,900	90.0%	47,765	97.3%	31,843	97.3%

Data source: ARCOS (2006-2014) and Defendant Distribution Data (Walgreens 1/2006 - 3/2014)

Walgreen Co Oxycodone Shipments to Walgreens # 00890

	Dosage Units		MME		Drug Base Weight in mg	
Date	Walgreens	% Change	Walgreens	% Change	Walgreens	% Change
01/2008	1,800	-5.3%	33,888	-29.1%	22,592	-29.1%
02/2008	500	-72.2%	32,993	-2.6%	21,996	-2.6%
03/2008	800	60.0%	43,704	32.5%	29,136	32.5%
04/2008	1,300	62.5%	57,152	30.8%	38,101	30.8%
05/2008	1,700	30.8%	21,180	-62.9%	14,120	-62.9%
06/2008	1,300	-23.5%	28,240	33.3%	18,827	33.3%
07/2008	400	-69.2%	9,077	-67.9%	6,051	-67.9%
08/2008	800	100.0%	12,103	33.3%	8,069	33.3%
09/2008	400	-50.0%	12,775	5.6%	8,517	5.6%
10/2008	300	-25.0%	12,103	-5.3%	8,069	-5.3%
11/2008	600	100.0%	17,818	47.2%	11,879	47.2%
12/2008	1,000	66.7%	23,197	30.2%	15,465	30.2%
01/2009	1,200	20.0%	20,171	-13.0%	13,448	-13.0%
02/2009	200	-83.3%	2,017	-90.0%	1,345	-90.0%
03/2009	1,500	650.0%	21,449	963.3%	14,299	963.3%
04/2009	1,800	20.0%	62,531	191.5%	41,687	191.5%
05/2009	1,300	-27.8%	70,263	12.4%	46,842	12.4%
06/2009	1,700	30.8%	75,239	7.1%	50,159	7.1%
07/2009	1,600	-5.9%	58,429	-22.3%	38,953	-22.3%
08/2009	500	-68.8%	28,912	-50.5%	19,275	-50.5%
09/2009	1,700	240.0%	97,427	237.0%	64,951	237.0%
10/2009	500	-70.6%	14,120	-85.5%	9,413	-85.5%
11/2009	1,600	220.0%	23,533	66.7%	15,689	66.7%
12/2009	200	-87.5%	16,137	-31.4%	10,758	-31.4%

Data source: ARCOS (2006-2014) and Defendant Distribution Data (Walgreens 1/2006 - 3/2014)

Walgreen Co Oxycodone Shipments to Walgreens # 00890

	Dosage Units		MME		Drug Base Weight in mg	
Date	Walgreens	% Change	Walgreens	% Change	Walgreens	% Change
01/2010	600	200.0%	30,929	91.7%	20,620	91.7%
02/2010	800	33.3%	14,120	-54.3%	9,413	-54.3%
03/2010	1,600	100.0%	56,480	300.0%	37,653	300.0%
04/2010	1,000	-37.5%	28,240	-50.0%	18,827	-50.0%
05/2010	800	-20.0%	30,257	7.1%	20,171	7.1%
06/2010	1,900	137.5%	61,791	104.2%	41,194	104.2%
07/2010	1,000	-47.4%	71,272	15.3%	47,515	15.3%
08/2010	1,400	40.0%	13,784	-80.7%	9,189	-80.7%
09/2010	1,400	0.0%	53,790	290.2%	35,860	290.2%
10/2010	2,100	50.0%	89,090	65.6%	59,393	65.6%
11/2010	2,000	-4.8%	34,291	-61.5%	22,861	-61.5%
12/2010	2,000	0.0%	36,981	7.8%	24,654	7.8%
01/2011	1,700	-15.0%	13,448	-63.6%	8,965	-63.6%
02/2011	1,400	-17.6%	20,171	50.0%	13,448	50.0%
03/2011	1,000	-28.6%	16,809	-16.7%	11,206	-16.7%
04/2011	1,200	20.0%	21,516	28.0%	14,344	28.0%
05/2011	1,000	-16.7%	9,413	-56.3%	6,276	-56.3%
06/2011	1,300	30.0%	25,550	171.4%	17,034	171.4%
07/2011	900	-30.8%	11,430	-55.3%	7,620	-55.3%
08/2011	1,800	100.0%	20,844	82.4%	13,896	82.4%
09/2011	600	-66.7%	8,069	-61.3%	5,379	-61.3%
10/2011	700	16.7%	8,069	0.0%	5,379	0.0%
11/2011	700	0.0%	8,741	8.3%	5,827	8.3%
12/2011	1,800	157.1%	28,240	223.1%	18,827	223.1%

Data source: ARCOS (2006-2014) and Defendant Distribution Data (Walgreens 1/2006 - 3/2014)

Walgreens # 00890 (1/1996 to 9/2012)
DEA: AW1365370
135 Powell Street
San Francisco, CA 94102

Walgreen Co Oxycodone Shipments to Walgreens # 00890

	Dosage Units		MME		Drug Base Weight in mg	
Date	Walgreens	% Change	Walgreens	% Change	Walgreens	% Change
01/2012	900	-50.0%	13,448	-52.4%	8,965	-52.4%
02/2012	1,000	11.1%	6,724	-50.0%	4,483	-50.0%
03/2012	700	-30.0%	13,111	95.0%	8,741	95.0%
04/2012	800	14.3%	9,749	-25.6%	6,500	-25.6%
05/2012	1,700	112.5%	20,507	110.3%	13,672	110.3%
06/2012	1,000	-41.2%	14,120	-31.1%	9,413	-31.1%
07/2012	800	-20.0%	6,724	-52.4%	4,483	-52.4%
08/2012	700	-12.5%	8,069	20.0%	5,379	20.0%
09/2012	600	-14.3%	7,396	-8.3%	4,931	-8.3%
10/2012	0	-100.0%	0	-100.0%	0	-100.0%
11/2012	0	n/a	0	n/a	0	n/a
12/2012	0	n/a	0	n/a	0	n/a
01/2013	0	n/a	0	n/a	0	n/a
02/2013	0	n/a	0	n/a	0	n/a
03/2013	0	n/a	0	n/a	0	n/a
04/2013	0	n/a	0	n/a	0	n/a
05/2013	0	n/a	0	n/a	0	n/a
06/2013	0	n/a	0	n/a	0	n/a
07/2013	0	n/a	0	n/a	0	n/a
08/2013	0	n/a	0	n/a	0	n/a
09/2013	0	n/a	0	n/a	0	n/a
10/2013	0	n/a	0	n/a	0	n/a
11/2013	0	n/a	0	n/a	0	n/a
12/2013	0	n/a	0	n/a	0	n/a

Data source: ARCOS (2006-2014) and Defendant Distribution Data (Walgreens 1/2006 - 3/2014)

Walgreens # 00890 (1/1996 to 9/2012)
DEA: AW1365370
135 Powell Street
San Francisco, CA 94102

Walgreen Co Oxycodone Shipments to Walgreens # 00890

	Dosage Units		MME		Drug Base Weight in mg	
Date	Walgreens	% Change	Walgreens	% Change	Walgreens	% Change
1996	0		0		0	
1997	0	n/a	0	n/a	0	n/a
1998	0	n/a	0	n/a	0	n/a
1999	0	n/a	0	n/a	0	n/a
2000	0	n/a	0	n/a	0	n/a
2001	0	n/a	0	n/a	0	n/a
2002	0	n/a	0	n/a	0	n/a
2003	0	n/a	0	n/a	0	n/a
2004	0	n/a	0	n/a	0	n/a
2005	0	n/a	0	n/a	0	n/a
2006	13,300	n/a	368,798	n/a	245,865	n/a
2007	14,500	9.0%	453,778	23.0%	302,518	23.0%
2008	10,900	-24.8%	304,229	-33.0%	202,819	-33.0%
2009	13,800	26.6%	490,229	61.1%	326,819	61.1%
2010	16,600	20.3%	521,023	6.3%	347,349	6.3%
2011	14,100	-15.1%	192,299	-63.1%	128,200	-63.1%
2012	8,200	-41.8%	99,848	-48.1%	66,565	-48.1%
2013	0	-100.0%	0	-100.0%	0	-100.0%
2014	0	n/a	0	n/a	0	n/a
2015	0	n/a	0	n/a	0	n/a
2016	0	n/a	0	n/a	0	n/a
2017	0	n/a	0	n/a	0	n/a
2018	0	n/a	0	n/a	0	n/a
2019	0	n/a	0	n/a	0	n/a
Total	**91,400**		**2,430,203**		**1,620,135**	

Data source: ARCOS (2006-2014) and Defendant Distribution Data (Walgreens 1/2006 - 3/2014)

Walgreens # 00890 (1/1996 to 9/2012)
DEA: AW1365370
135 Powell Street
San Francisco, CA 94102

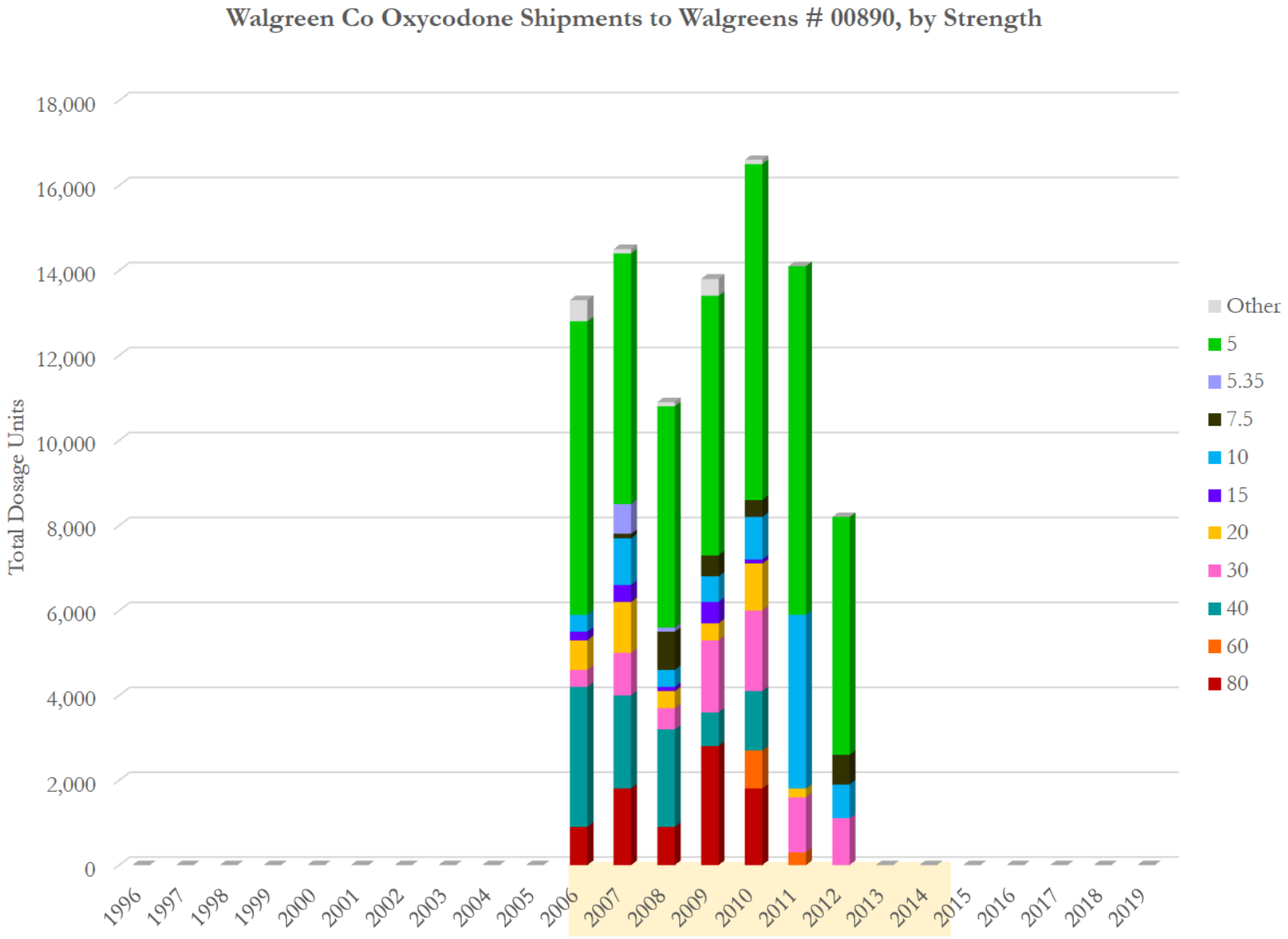

Data source: ARCOS (2006-2014) and Defendant Distribution Data (Walgreens 1/2006 - 3/2014)

Walgreens # 00890 (1/1996 to 9/2012)
DEA: AW1365370
135 Powell Street
San Francisco, CA 94102

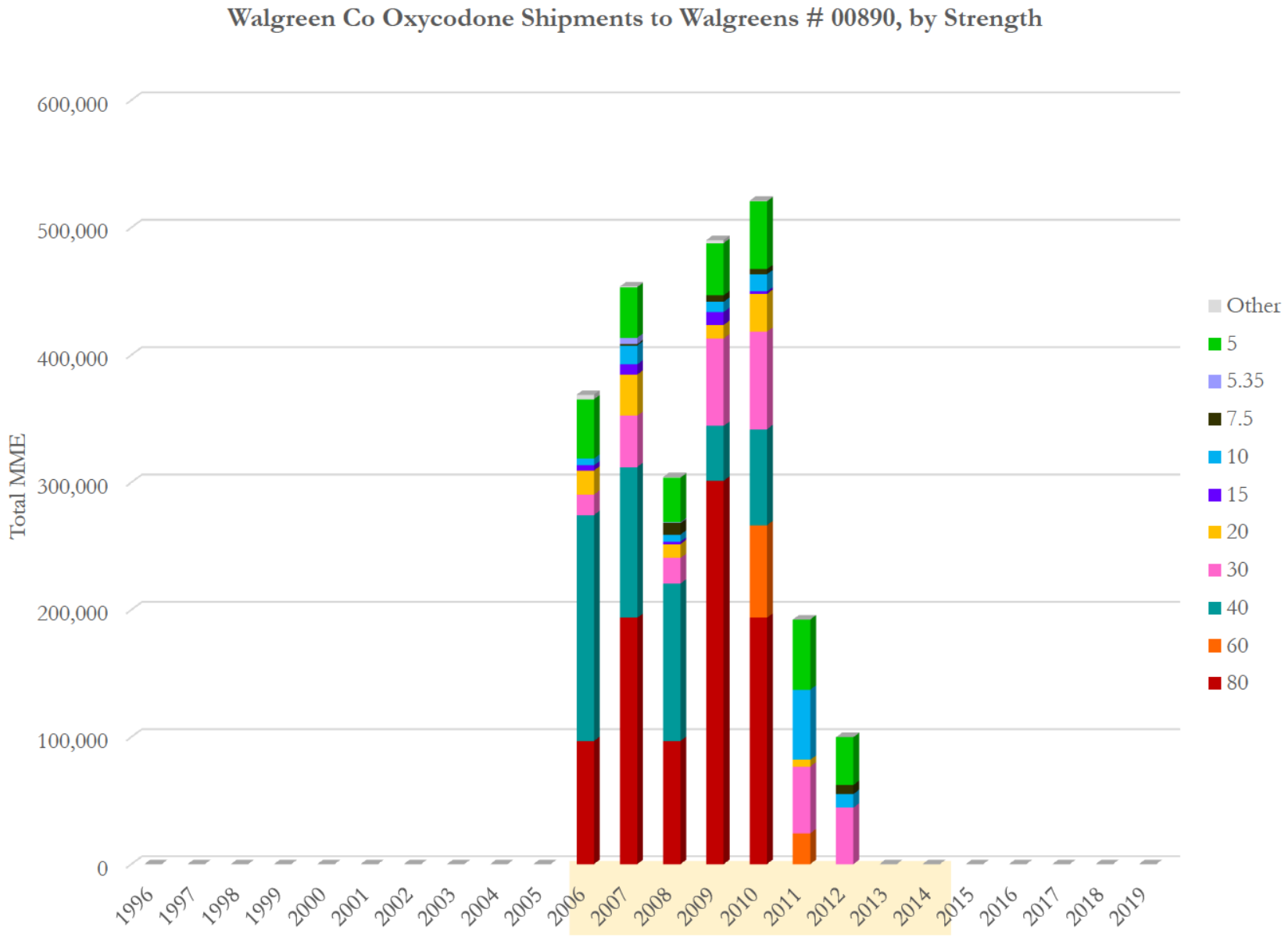

Data source: ARCOS (2006-2014) and Defendant Distribution Data (Walgreens 1/2006 - 3/2014)

Walgreens # 00890 (1/1996 to 9/2012)
DEA: AW1365370
135 Powell Street
San Francisco, CA 94102

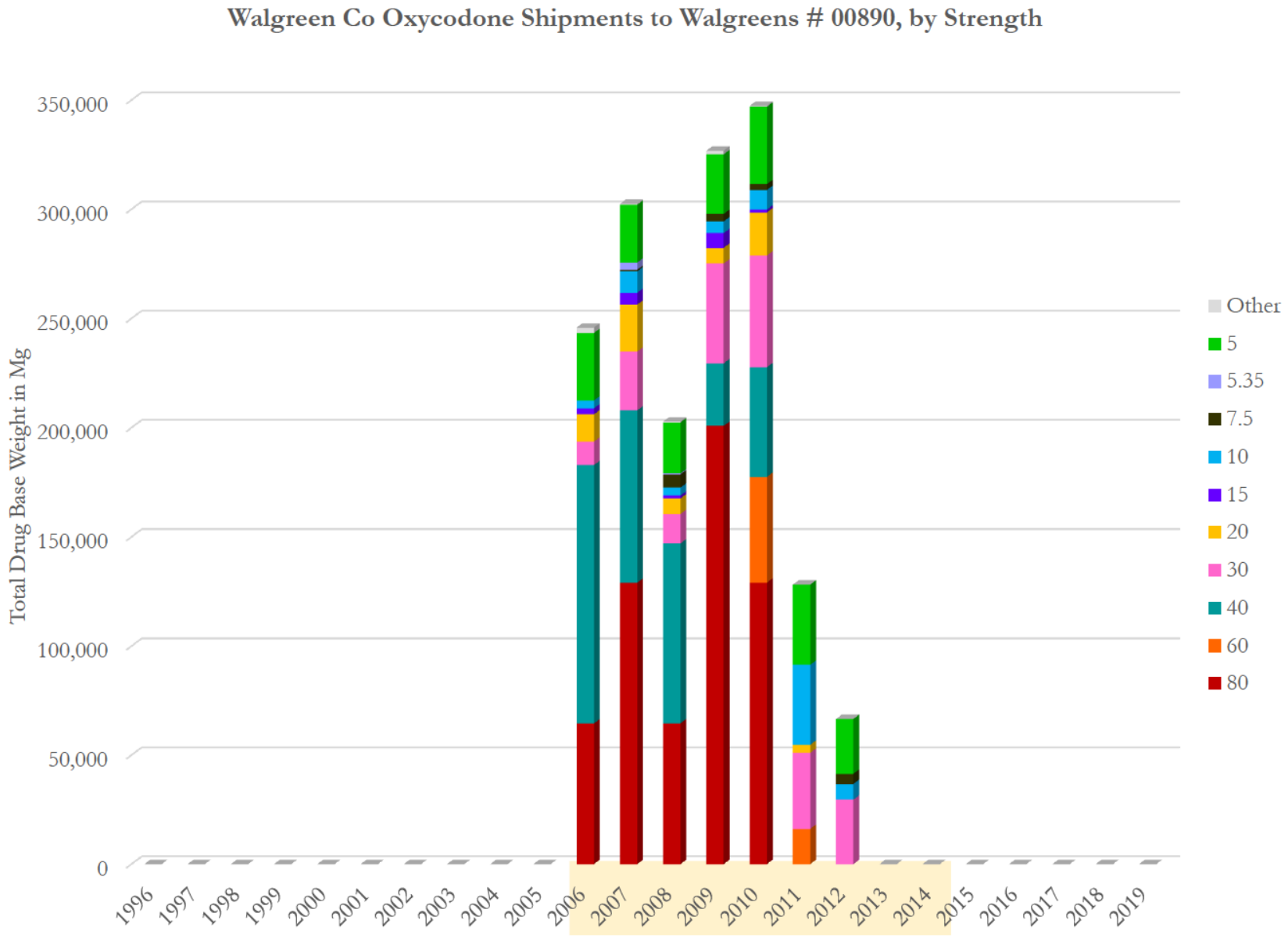

Data source: ARCOS (2006-2014) and Defendant Distribution Data (Walgreens 1/2006 - 3/2014)

Walgreens # 00890 (1/1996 to 9/2012)
DEA: AW1365370
135 Powell Street
San Francisco, CA 94102

Walgreen Co Oxycodone Shipments to Walgreens # 00890, by Strength
(Total Dosage Units)

Strength Year\	80	60	40	30	20	15	10	7.5	5.35	5	Other	Total	Avg. Str
1996	0	0	0	0	0	0	0	0	0	0	0	**0**	
1997	0	0	0	0	0	0	0	0	0	0	0	**0**	
1998	0	0	0	0	0	0	0	0	0	0	0	**0**	
1999	0	0	0	0	0	0	0	0	0	0	0	**0**	
2000	0	0	0	0	0	0	0	0	0	0	0	**0**	
2001	0	0	0	0	0	0	0	0	0	0	0	**0**	
2002	0	0	0	0	0	0	0	0	0	0	0	**0**	
2003	0	0	0	0	0	0	0	0	0	0	0	**0**	
2004	0	0	0	0	0	0	0	0	0	0	0	**0**	
2005	0	0	0	0	0	0	0	0	0	0	0	**0**	
2006	900	0	3,300	400	700	200	400	0	0	6,900	500	**13,300**	21.21
2007	1,800	0	2,200	1,000	1,200	400	1,100	100	700	5,900	100	**14,500**	23.40
2008	900	0	2,300	500	400	100	400	900	100	5,200	100	**10,900**	20.91
2009	2,800	0	800	1,700	400	500	600	500	0	6,100	400	**13,800**	27.07
2010	1,800	900	1,400	1,900	1,100	100	1,000	400	0	7,900	100	**16,600**	23.45
2011	0	300	0	1,300	200	0	4,100	0	0	8,200	0	**14,100**	10.14
2012	0	0	0	1,100	0	0	800	700	0	5,600	0	**8,200**	9.05
2013	0	0	0	0	0	0	0	0	0	0	0	**0**	
2014	0	0	0	0	0	0	0	0	0	0	0	**0**	
2015	0	0	0	0	0	0	0	0	0	0	0	**0**	
2016	0	0	0	0	0	0	0	0	0	0	0	**0**	
2017	0	0	0	0	0	0	0	0	0	0	0	**0**	
2018	0	0	0	0	0	0	0	0	0	0	0	**0**	
2019	0	0	0	0	0	0	0	0	0	0	0	**0**	
Total	**8,200**	**1,200**	**10,000**	**7,900**	**4,000**	**1,300**	**8,400**	**2,600**	**800**	**45,800**	**1,200**	**91,400**	19.97

Data source: ARCOS (2006-2014) and Defendant Distribution Data (Walgreens 1/2006 - 3/2014)

Walgreens # 00890 (1/1996 to 9/2012)
DEA: AW1365370
135 Powell Street
San Francisco, CA 94102

Walgreen Co Oxycodone Shipments to Walgreens # 00890, by Strength
(Total MME)

Strength Year\	80	60	40	30	20	15	10	7.5	5.35	5	Other	Total	Avg. Str
1996	0	0	0	0	0	0	0	0	0	0	0	**0**	
1997	0	0	0	0	0	0	0	0	0	0	0	**0**	
1998	0	0	0	0	0	0	0	0	0	0	0	**0**	
1999	0	0	0	0	0	0	0	0	0	0	0	**0**	
2000	0	0	0	0	0	0	0	0	0	0	0	**0**	
2001	0	0	0	0	0	0	0	0	0	0	0	**0**	
2002	0	0	0	0	0	0	0	0	0	0	0	**0**	
2003	0	0	0	0	0	0	0	0	0	0	0	**0**	
2004	0	0	0	0	0	0	0	0	0	0	0	**0**	
2005	0	0	0	0	0	0	0	0	0	0	0	**0**	
2006	96,822	0	177,507	16,137	18,827	4,034	5,379	0	0	46,394	3,698	**368,798**	21.21
2007	193,644	0	118,338	40,343	32,274	8,069	14,792	1,009	5,036	39,669	605	**453,778**	23.40
2008	96,822	0	123,717	20,171	10,758	2,017	5,379	9,077	719	34,963	605	**304,229**	20.91
2009	301,224	0	43,032	68,582	10,758	10,086	8,069	5,043	0	41,015	2,421	**490,229**	27.07
2010	193,644	72,617	75,306	76,651	29,585	2,017	13,448	4,034	0	53,118	605	**521,023**	23.45
2011	0	24,206	0	52,445	5,379	0	55,135	0	0	55,135	0	**192,299**	10.14
2012	0	0	0	44,377	0	0	10,758	7,060	0	37,653	0	**99,848**	9.05
2013	0	0	0	0	0	0	0	0	0	0	0	**0**	
2014	0	0	0	0	0	0	0	0	0	0	0	**0**	
2015	0	0	0	0	0	0	0	0	0	0	0	**0**	
2016	0	0	0	0	0	0	0	0	0	0	0	**0**	
2017	0	0	0	0	0	0	0	0	0	0	0	**0**	
2018	0	0	0	0	0	0	0	0	0	0	0	**0**	
2019	0	0	0	0	0	0	0	0	0	0	0	**0**	
Total	**882,156**	**96,822**	**537,900**	**318,706**	**107,580**	**26,223**	**112,959**	**26,223**	**5,755**	**307,946**	**7,934**	**2,430,203**	19.97

Data source: ARCOS (2006-2014) and Defendant Distribution Data (Walgreens 1/2006 - 3/2014)

Walgreens # 00890 (1/1996 to 9/2012)
DEA: AW1365370
135 Powell Street
San Francisco, CA 94102

Walgreen Co Oxycodone Shipments to Walgreens # 00890, by Strength
(Total Drug Base Weight in Milligram)

Strength Year\	80	60	40	30	20	15	10	7.5	5.35	5	Other	Total	Avg. Str
1996	0	0	0	0	0	0	0	0	0	0	0	**0**	
1997	0	0	0	0	0	0	0	0	0	0	0	**0**	
1998	0	0	0	0	0	0	0	0	0	0	0	**0**	
1999	0	0	0	0	0	0	0	0	0	0	0	**0**	
2000	0	0	0	0	0	0	0	0	0	0	0	**0**	
2001	0	0	0	0	0	0	0	0	0	0	0	**0**	
2002	0	0	0	0	0	0	0	0	0	0	0	**0**	
2003	0	0	0	0	0	0	0	0	0	0	0	**0**	
2004	0	0	0	0	0	0	0	0	0	0	0	**0**	
2005	0	0	0	0	0	0	0	0	0	0	0	**0**	
2006	64,548	0	118,338	10,758	12,551	2,690	3,586	0	0	30,929	2,465	**245,865**	21.21
2007	129,096	0	78,892	26,895	21,516	5,379	9,862	672	3,357	26,446	403	**302,518**	23.40
2008	64,548	0	82,478	13,448	7,172	1,345	3,586	6,051	480	23,309	403	**202,819**	20.91
2009	200,816	0	28,688	45,722	7,172	6,724	5,379	3,362	0	27,343	1,614	**326,819**	27.07
2010	129,096	48,411	50,204	51,101	19,723	1,345	8,965	2,690	0	35,412	403	**347,349**	23.45
2011	0	16,137	0	34,964	3,586	0	36,757	0	0	36,757	0	**128,200**	10.14
2012	0	0	0	29,585	0	0	7,172	4,707	0	25,102	0	**66,565**	9.05
2013	0	0	0	0	0	0	0	0	0	0	0	**0**	
2014	0	0	0	0	0	0	0	0	0	0	0	**0**	
2015	0	0	0	0	0	0	0	0	0	0	0	**0**	
2016	0	0	0	0	0	0	0	0	0	0	0	**0**	
2017	0	0	0	0	0	0	0	0	0	0	0	**0**	
2018	0	0	0	0	0	0	0	0	0	0	0	**0**	
2019	0	0	0	0	0	0	0	0	0	0	0	**0**	
Total	**588,104**	**64,548**	**358,600**	**212,471**	**71,720**	**17,482**	**75,306**	**17,482**	**3,837**	**205,298**	**5,289**	**1,620,135**	19.97

Data source: ARCOS (2006-2014) and Defendant Distribution Data (Walgreens 1/2006 - 3/2014)

Walgreens # 00890 (1/1996 to 9/2012)
DEA: AW1365370
135 Powell Street
San Francisco, CA 94102

Walgreen Co Hydrocodone Shipments to Walgreens # 00890

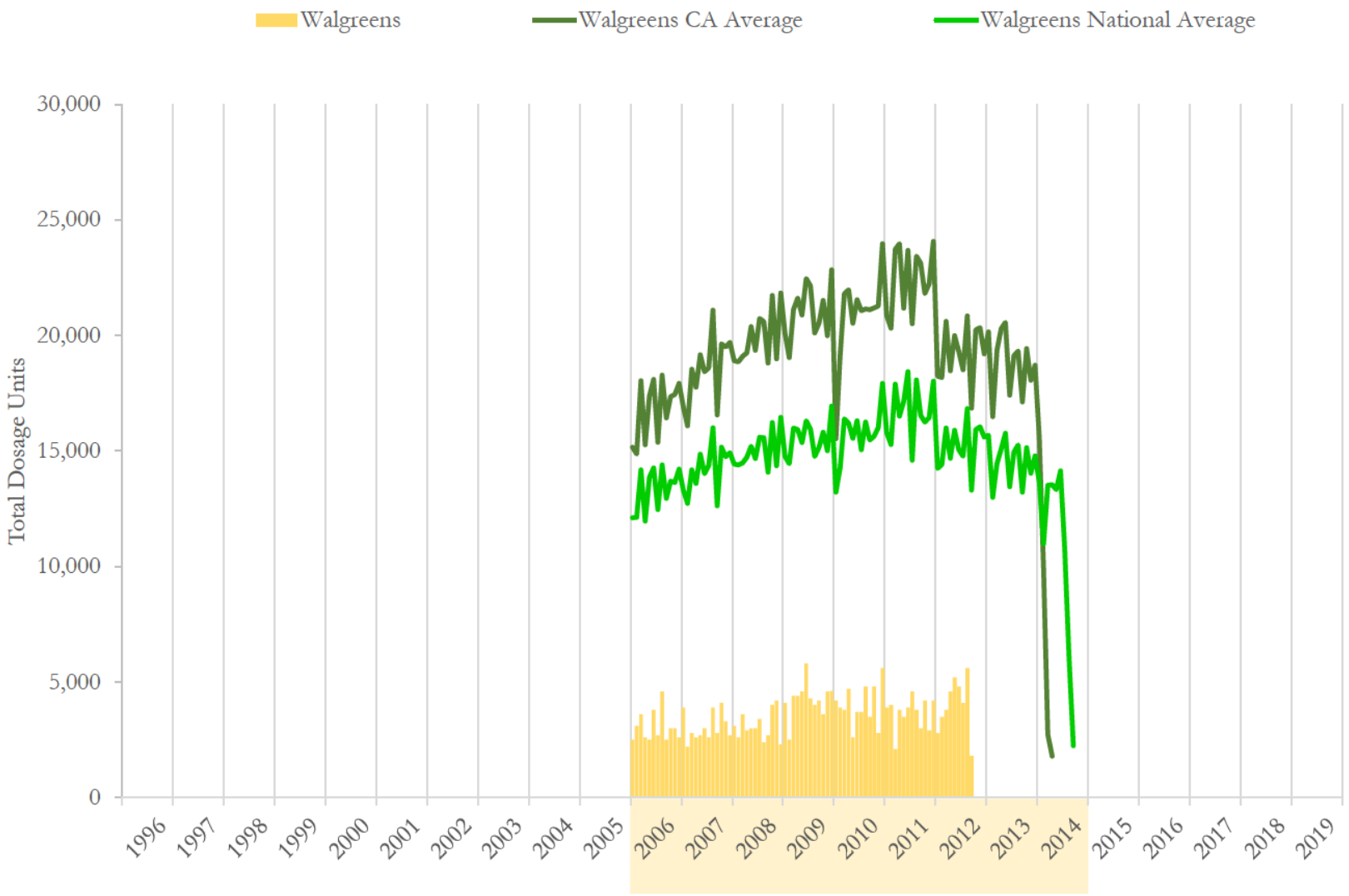

National and state averages reflect hydrocodone shipped from Walgreen Co to all active pharmacies each month.
Data source: ARCOS (2006-2014) and Defendant Distribution Data (Walgreens 1/2006 - 3/2014)

Walgreens # 00890 (1/1996 to 9/2012)
DEA: AW1365370
135 Powell Street
San Francisco, CA 94102

Walgreen Co Hydrocodone Shipments to Walgreens # 00890

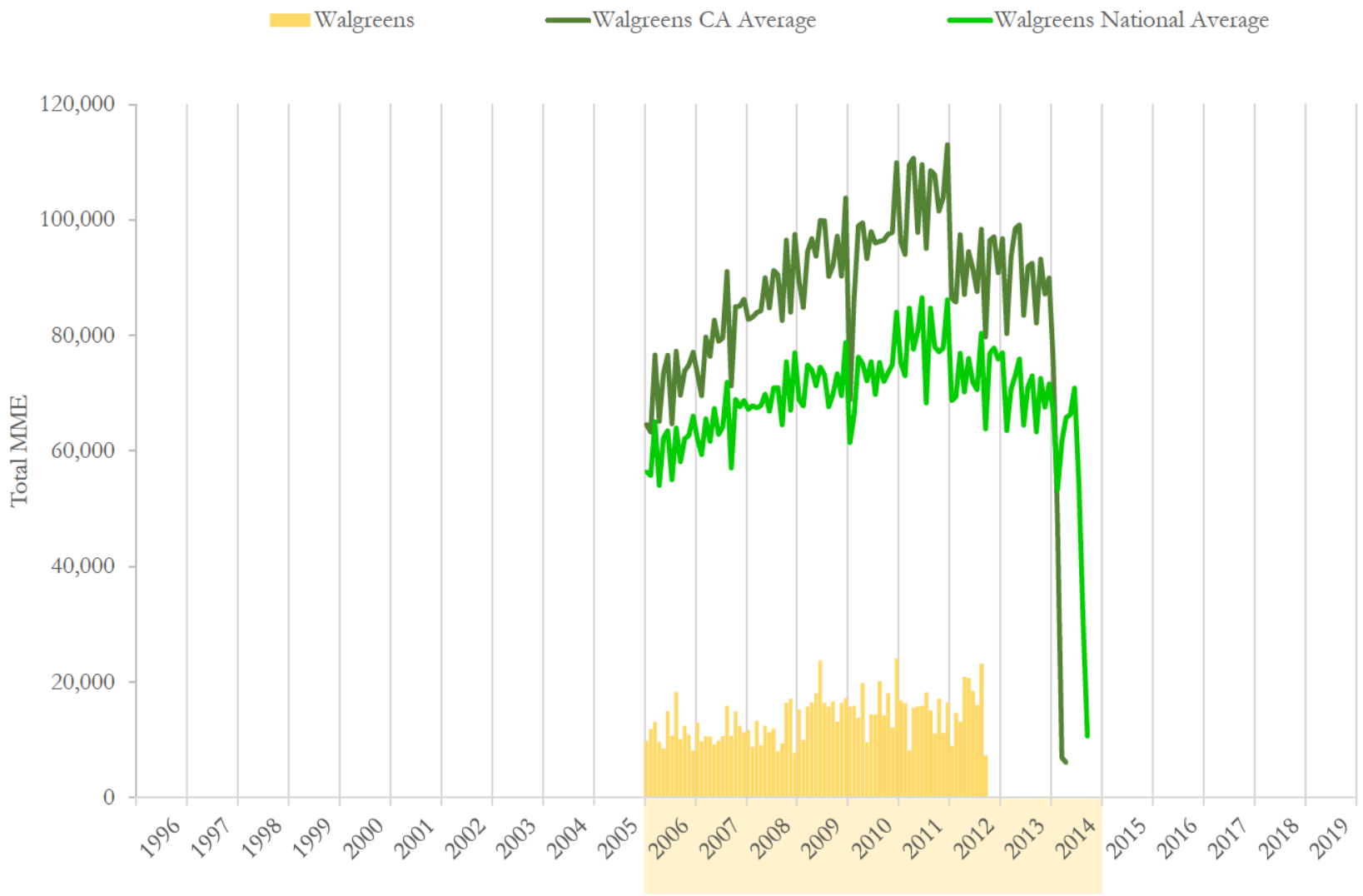

National and state averages reflect hydrocodone shipped from Walgreen Co to all active pharmacies each month.
Data source: ARCOS (2006-2014) and Defendant Distribution Data (Walgreens 1/2006 - 3/2014)

Walgreens # 00890 (1/1996 to 9/2012)
DEA: AW1365370
135 Powell Street
San Francisco, CA 94102

Walgreen Co Hydrocodone Shipments to Walgreens # 00890

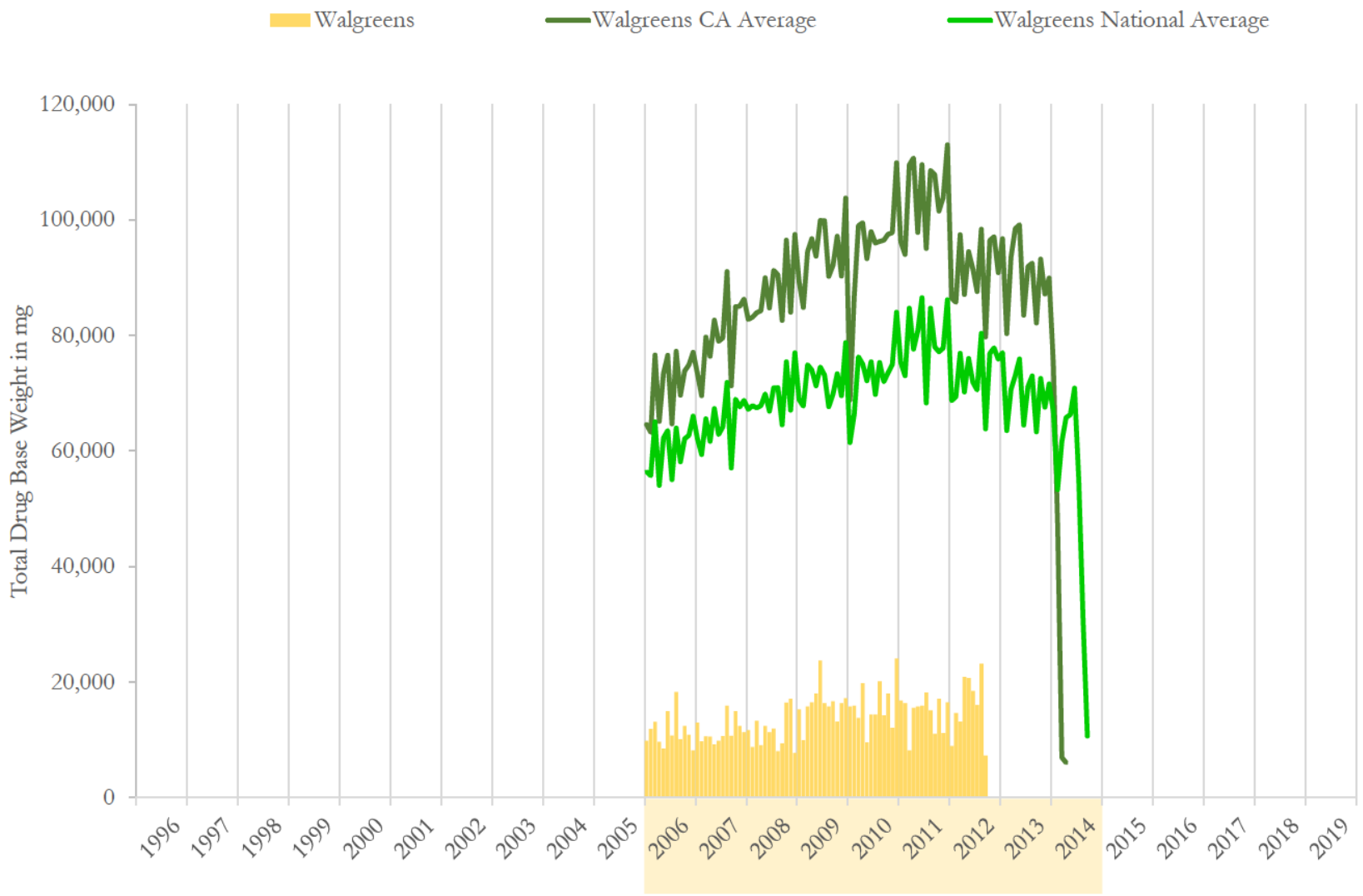

National and state averages reflect hydrocodone shipped from Walgreen Co to all active pharmacies each month.
Data source: ARCOS (2006-2014) and Defendant Distribution Data (Walgreens 1/2006 - 3/2014)

Walgreens # 00890 (1/1996 to 9/2012)
DEA: AW1365370
135 Powell Street
San Francisco, CA 94102

Walgreen Co Hydrocodone Shipments to Walgreens # 00890

	Dosage Units		MME		Drug Base Weight in mg	
Date	Walgreens	% Change	Walgreens	% Change	Walgreens	% Change
01/2006	2,500	n/a	9,838	n/a	9,838	n/a
02/2006	3,100	24.0%	11,908	21.0%	11,908	21.0%
03/2006	3,600	16.1%	13,135	10.3%	13,135	10.3%
04/2006	2,600	-27.8%	9,678	-26.3%	9,678	-26.3%
05/2006	2,500	-3.8%	8,467	-12.5%	8,467	-12.5%
06/2006	3,800	52.0%	14,951	76.6%	14,951	76.6%
07/2006	2,700	-28.9%	10,746	-28.1%	10,746	-28.1%
08/2006	4,600	70.4%	18,289	70.2%	18,289	70.2%
09/2006	2,500	-45.7%	10,124	-44.6%	10,124	-44.6%
10/2006	3,000	20.0%	12,394	22.4%	12,394	22.4%
11/2006	3,000	0.0%	10,881	-12.2%	10,881	-12.2%
12/2006	2,600	-13.3%	8,165	-25.0%	8,165	-25.0%
01/2007	3,900	50.0%	13,016	59.4%	13,016	59.4%
02/2007	2,200	-43.6%	9,748	-25.1%	9,748	-25.1%
03/2007	2,800	27.3%	10,562	8.3%	10,562	8.3%
04/2007	2,600	-7.1%	10,529	-0.3%	10,529	-0.3%
05/2007	2,700	3.8%	9,216	-12.5%	9,216	-12.5%
06/2007	3,000	11.1%	9,838	6.7%	9,838	6.7%
07/2007	2,600	-13.3%	10,681	8.6%	10,681	8.6%
08/2007	3,900	50.0%	15,876	48.6%	15,876	48.6%
09/2007	2,800	-28.2%	10,697	-32.6%	10,697	-32.6%
10/2007	4,100	46.4%	14,935	39.6%	14,935	39.6%
11/2007	3,300	-19.5%	12,394	-17.0%	12,394	-17.0%
12/2007	2,700	-18.2%	11,335	-8.5%	11,335	-8.5%

Data source: ARCOS (2006-2014) and Defendant Distribution Data (Walgreens 1/2006 - 3/2014)

Walgreens # 00890 (1/1996 to 9/2012)
DEA: AW1365370
135 Powell Street
San Francisco, CA 94102

Walgreen Co Hydrocodone Shipments to Walgreens # 00890

	Dosage Units		MME		Drug Base Weight in mg	
Date	Walgreens	% Change	Walgreens	% Change	Walgreens	% Change
01/2008	3,100	14.8%	11,654	2.8%	11,654	2.8%
02/2008	2,600	-16.1%	8,778	-24.7%	8,778	-24.7%
03/2008	3,600	38.5%	13,319	51.7%	13,319	51.7%
04/2008	2,900	-19.4%	9,081	-31.8%	9,081	-31.8%
05/2008	3,000	3.4%	12,378	36.3%	12,378	36.3%
06/2008	3,000	0.0%	11,335	-8.4%	11,335	-8.4%
07/2008	3,400	13.3%	11,957	5.5%	11,957	5.5%
08/2008	2,400	-29.4%	8,022	-32.9%	8,022	-32.9%
09/2008	2,700	12.5%	9,384	17.0%	9,384	17.0%
10/2008	4,000	48.1%	16,464	75.5%	16,464	75.5%
11/2008	4,200	5.0%	17,086	3.8%	17,086	3.8%
12/2008	2,300	-45.2%	7,719	-54.8%	7,719	-54.8%
01/2009	4,100	78.3%	15,270	97.8%	15,270	97.8%
02/2009	2,500	-39.0%	9,940	-34.9%	9,940	-34.9%
03/2009	4,400	76.0%	15,740	58.4%	15,740	58.4%
04/2009	4,400	0.0%	16,497	4.8%	16,497	4.8%
05/2009	4,600	4.5%	18,003	9.1%	18,003	9.1%
06/2009	5,800	26.1%	23,754	31.9%	23,754	31.9%
07/2009	4,300	-25.9%	16,346	-31.2%	16,346	-31.2%
08/2009	4,000	-7.0%	15,740	-3.7%	15,740	-3.7%
09/2009	4,200	5.0%	16,649	5.8%	16,649	5.8%
10/2009	3,600	-14.3%	13,167	-20.9%	13,167	-20.9%
11/2009	4,600	27.8%	16,346	24.1%	16,346	24.1%
12/2009	4,620	0.4%	17,224	5.4%	17,224	5.4%

Data source: ARCOS (2006-2014) and Defendant Distribution Data (Walgreens 1/2006 - 3/2014)

Walgreen Co Hydrocodone Shipments to Walgreens # 00890

	Dosage Units		MME		Drug Base Weight in mg	
Date	Walgreens	% Change	Walgreens	% Change	Walgreens	% Change
01/2010	4,200	-9.1%	15,740	-8.6%	15,740	-8.6%
02/2010	3,900	-7.1%	15,892	1.0%	15,892	1.0%
03/2010	3,800	-2.6%	13,757	-13.4%	13,757	-13.4%
04/2010	4,700	23.7%	19,827	44.1%	19,827	44.1%
05/2010	2,600	-44.7%	9,535	-51.9%	9,535	-51.9%
06/2010	3,700	42.3%	14,378	50.8%	14,378	50.8%
07/2010	3,700	0.0%	14,378	0.0%	14,378	0.0%
08/2010	4,800	29.7%	20,130	40.0%	20,130	40.0%
09/2010	3,500	-27.1%	14,227	-29.3%	14,227	-29.3%
10/2010	4,800	37.1%	17,994	26.5%	17,994	26.5%
11/2010	2,800	-41.7%	12,092	-32.8%	12,092	-32.8%
12/2010	5,600	100.0%	24,065	99.0%	24,065	99.0%
01/2011	3,900	-30.4%	16,800	-30.2%	16,800	-30.2%
02/2011	4,000	2.6%	16,346	-2.7%	16,346	-2.7%
03/2011	2,100	-47.5%	8,165	-50.0%	8,165	-50.0%
04/2011	3,800	81.0%	15,557	90.5%	15,557	90.5%
05/2011	3,500	-7.9%	15,740	1.2%	15,740	1.2%
06/2011	3,900	11.4%	15,892	1.0%	15,892	1.0%
07/2011	4,600	17.9%	18,154	14.2%	18,154	14.2%
08/2011	3,800	-17.4%	15,127	-16.7%	15,127	-16.7%
09/2011	3,000	-21.1%	11,049	-27.0%	11,049	-27.0%
10/2011	4,200	40.0%	17,103	54.8%	17,103	54.8%
11/2011	2,900	-31.0%	11,200	-34.5%	11,200	-34.5%
12/2011	4,200	44.8%	16,489	47.2%	16,489	47.2%

Data source: ARCOS (2006-2014) and Defendant Distribution Data (Walgreens 1/2006 - 3/2014)

Walgreen Co Hydrocodone Shipments to Walgreens # 00890

	Dosage Units		MME		Drug Base Weight in mg	
Date	Walgreens	% Change	Walgreens	% Change	Walgreens	% Change
01/2012	2,800	-33.3%	8,930	-45.8%	8,930	-45.8%
02/2012	3,500	25.0%	14,640	64.0%	14,640	64.0%
03/2012	3,800	8.6%	13,167	-10.1%	13,167	-10.1%
04/2012	4,600	21.1%	20,886	58.6%	20,886	58.6%
05/2012	5,200	13.0%	20,735	-0.7%	20,735	-0.7%
06/2012	4,800	-7.7%	18,465	-10.9%	18,465	-10.9%
07/2012	4,100	-14.6%	16,035	-13.2%	16,035	-13.2%
08/2012	5,600	36.6%	23,157	44.4%	23,157	44.4%
09/2012	1,800	-67.9%	7,265	-68.6%	7,265	-68.6%
10/2012	0	-100.0%	0	-100.0%	0	-100.0%
11/2012	0	n/a	0	n/a	0	n/a
12/2012	0	n/a	0	n/a	0	n/a
01/2013	0	n/a	0	n/a	0	n/a
02/2013	0	n/a	0	n/a	0	n/a
03/2013	0	n/a	0	n/a	0	n/a
04/2013	0	n/a	0	n/a	0	n/a
05/2013	0	n/a	0	n/a	0	n/a
06/2013	0	n/a	0	n/a	0	n/a
07/2013	0	n/a	0	n/a	0	n/a
08/2013	0	n/a	0	n/a	0	n/a
09/2013	0	n/a	0	n/a	0	n/a
10/2013	0	n/a	0	n/a	0	n/a
11/2013	0	n/a	0	n/a	0	n/a
12/2013	0	n/a	0	n/a	0	n/a

Data source: ARCOS (2006-2014) and Defendant Distribution Data (Walgreens 1/2006 - 3/2014)

Walgreens # 00890 (1/1996 to 9/2012)
DEA: AW1365370
135 Powell Street
San Francisco, CA 94102

Walgreen Co Hydrocodone Shipments to Walgreens # 00890

	Dosage Units		MME		Drug Base Weight in mg	
Date	Walgreens	% Change	Walgreens	% Change	Walgreens	% Change
1996	0		0		0	
1997	0	n/a	0	n/a	0	n/a
1998	0	n/a	0	n/a	0	n/a
1999	0	n/a	0	n/a	0	n/a
2000	0	n/a	0	n/a	0	n/a
2001	0	n/a	0	n/a	0	n/a
2002	0	n/a	0	n/a	0	n/a
2003	0	n/a	0	n/a	0	n/a
2004	0	n/a	0	n/a	0	n/a
2005	0	n/a	0	n/a	0	n/a
2006	36,500	n/a	138,577	n/a	138,577	n/a
2007	36,600	0.3%	138,827	0.2%	138,827	0.2%
2008	37,200	1.6%	137,177	-1.2%	137,177	-1.2%
2009	51,120	37.4%	194,676	41.9%	194,676	41.9%
2010	48,100	-5.9%	192,014	-1.4%	192,014	-1.4%
2011	43,900	-8.7%	177,620	-7.5%	177,620	-7.5%
2012	36,200	-17.5%	143,280	-19.3%	143,280	-19.3%
2013	0	-100.0%	0	-100.0%	0	-100.0%
2014	0	n/a	0	n/a	0	n/a
2015	0	n/a	0	n/a	0	n/a
2016	0	n/a	0	n/a	0	n/a
2017	0	n/a	0	n/a	0	n/a
2018	0	n/a	0	n/a	0	n/a
2019	0	n/a	0	n/a	0	n/a
Total	**289,620**		**1,122,170**		**1,122,170**	

Data source: ARCOS (2006-2014) and Defendant Distribution Data (Walgreens 1/2006 - 3/2014)

Walgreens # 00890 (1/1996 to 9/2012)
DEA: AW1365370
135 Powell Street
San Francisco, CA 94102

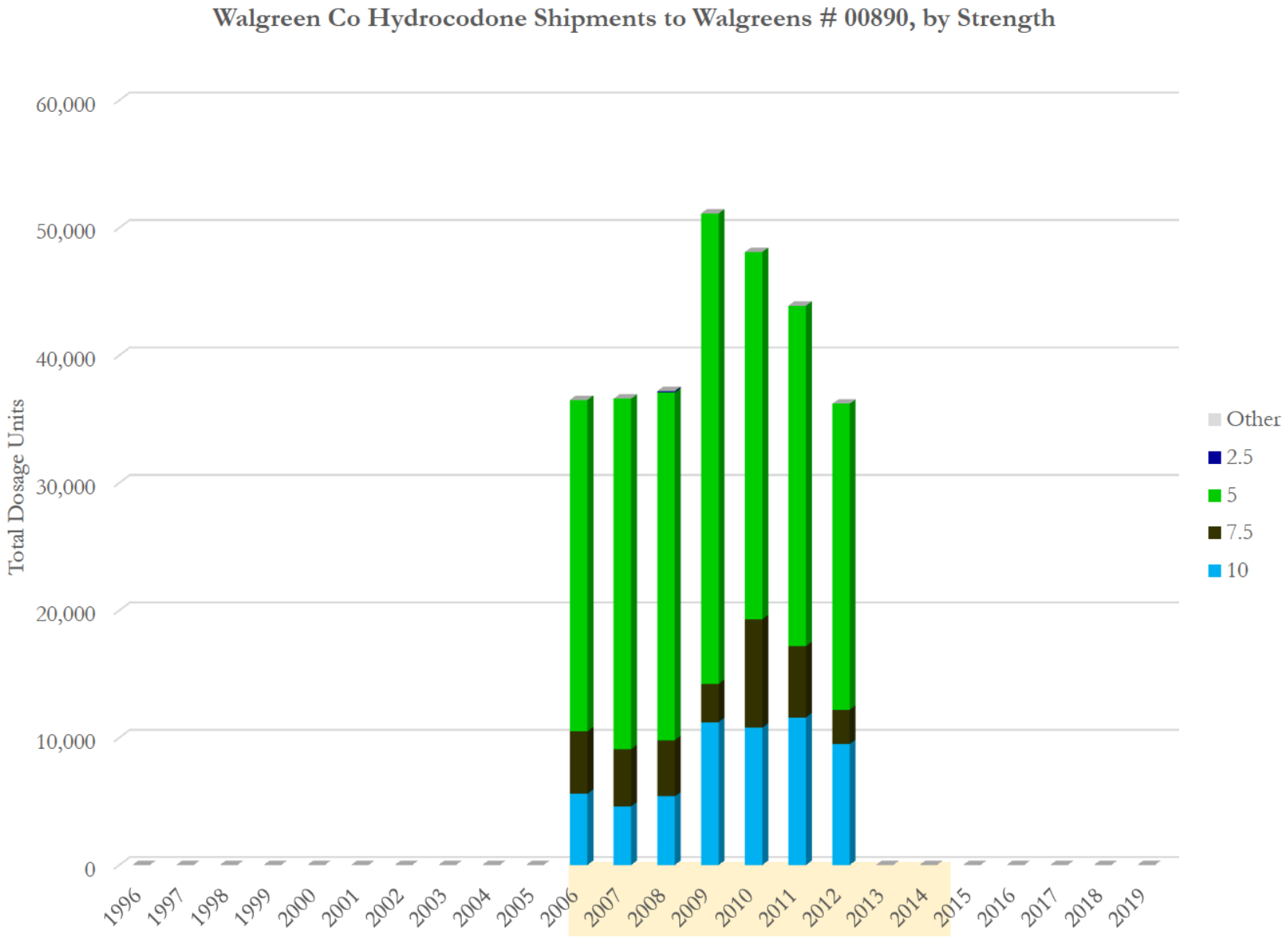

Data source: ARCOS (2006-2014) and Defendant Distribution Data (Walgreens 1/2006 - 3/2014)

Walgreens # 00890 (1/1996 to 9/2012)
DEA: AW1365370
135 Powell Street
San Francisco, CA 94102

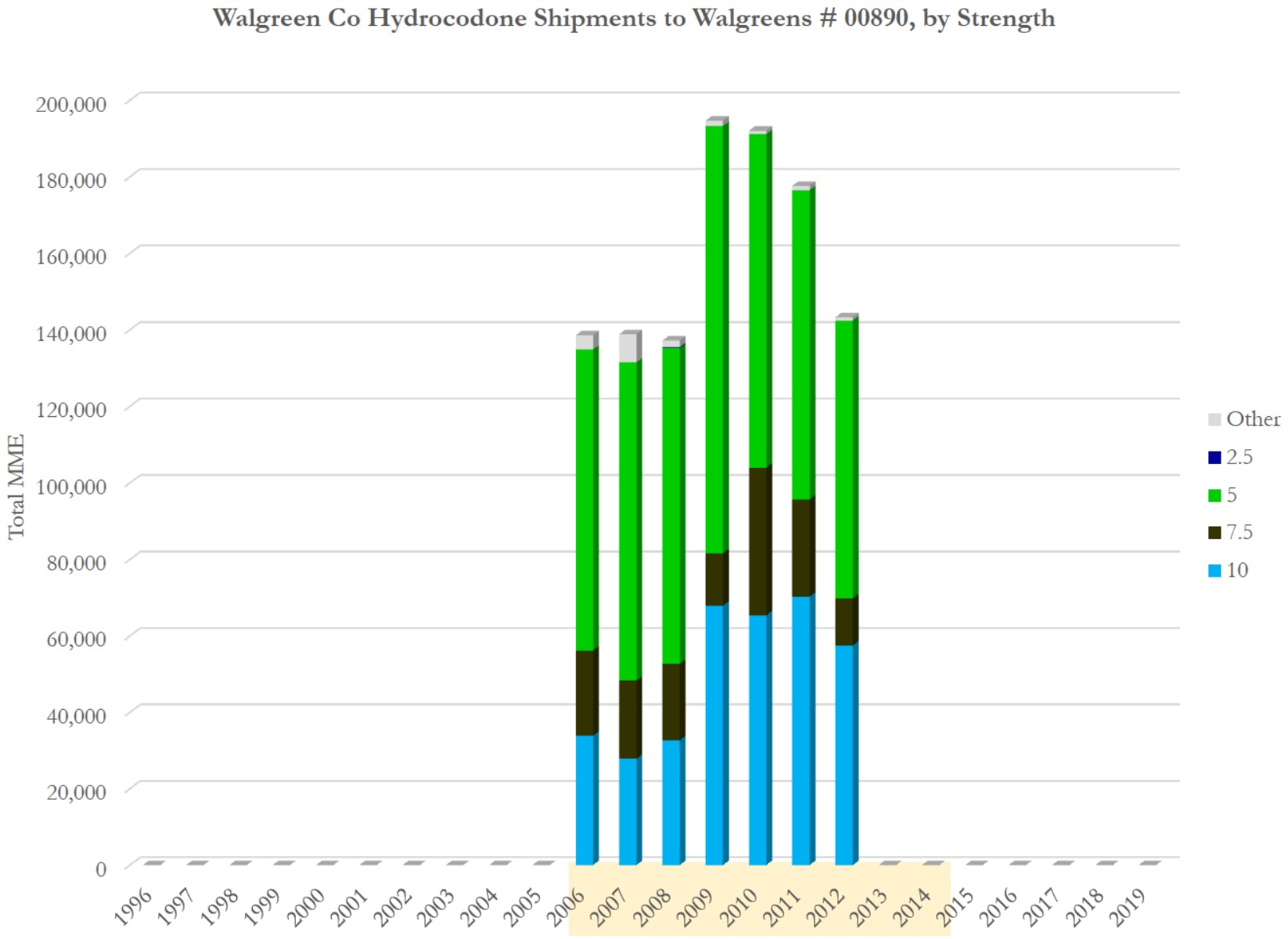

Data source: ARCOS (2006-2014) and Defendant Distribution Data (Walgreens 1/2006 - 3/2014)

Walgreens # 00890 (1/1996 to 9/2012)
DEA: AW1365370
135 Powell Street
San Francisco, CA 94102

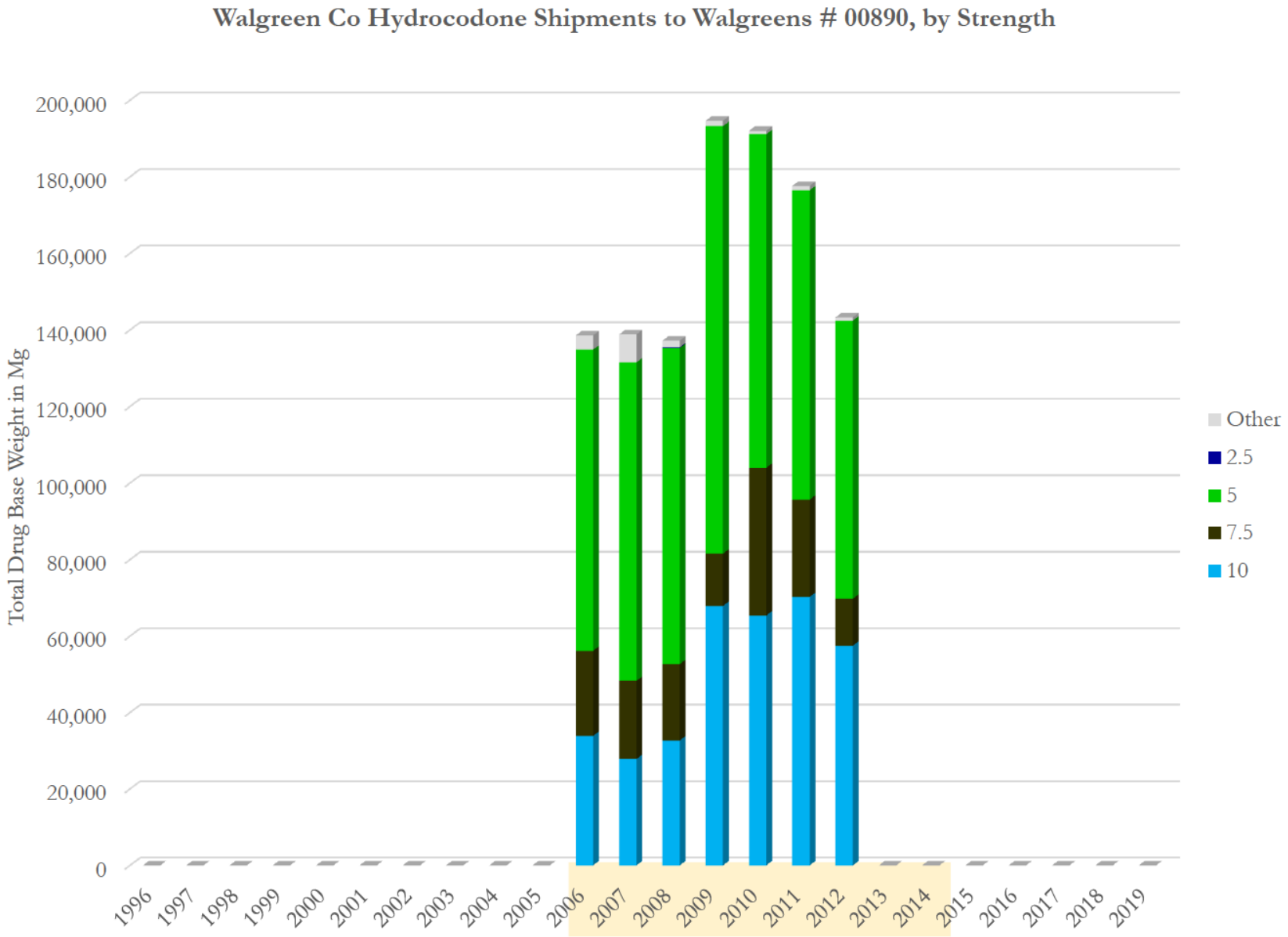

Data source: ARCOS (2006-2014) and Defendant Distribution Data (Walgreens 1/2006 - 3/2014)

Walgreens # 00890 (1/1996 to 9/2012)
DEA: AW1365370
135 Powell Street
San Francisco, CA 94102

Walgreen Co Hydrocodone Shipments to Walgreens # 00890, by Strength
(Total Dosage Units)

Strength Year\	10	7.5	5	2.5	Other	Total	Avg. Str
1996	0	0	0	0	0	**0**	
1997	0	0	0	0	0	**0**	
1998	0	0	0	0	0	**0**	
1999	0	0	0	0	0	**0**	
2000	0	0	0	0	0	**0**	
2001	0	0	0	0	0	**0**	
2002	0	0	0	0	0	**0**	
2003	0	0	0	0	0	**0**	
2004	0	0	0	0	0	**0**	
2005	0	0	0	0	0	**0**	
2006	5,600	4,900	26,000	0	0	**36,500**	6.10
2007	4,600	4,500	27,500	0	0	**36,600**	5.94
2008	5,400	4,400	27,300	100	0	**37,200**	6.01
2009	11,220	3,000	36,900	0	0	**51,120**	6.24
2010	10,800	8,500	28,800	0	0	**48,100**	6.56
2011	11,600	5,600	26,700	0	0	**43,900**	6.64
2012	9,500	2,700	24,000	0	0	**36,200**	6.50
2013	0	0	0	0	0	**0**	
2014	0	0	0	0	0	**0**	
2015	0	0	0	0	0	**0**	
2016	0	0	0	0	0	**0**	
2017	0	0	0	0	0	**0**	
2018	0	0	0	0	0	**0**	
2019	0	0	0	0	0	**0**	
Total	**58,720**	**33,600**	**197,200**	**100**	**0**	**289,620**	6.30

Data source: ARCOS (2006-2014) and Defendant Distribution Data (Walgreens 1/2006 - 3/2014)

Walgreens # 00890 (1/1996 to 9/2012)
DEA: AW1365370
135 Powell Street
San Francisco, CA 94102

Walgreen Co Hydrocodone Shipments to Walgreens # 00890, by Strength (Total MME)

Strength / Year\	10	7.5	5	2.5	Other	Total	Avg. Str
1996	0	0	0	0	0	**0**	
1997	0	0	0	0	0	**0**	
1998	0	0	0	0	0	**0**	
1999	0	0	0	0	0	**0**	
2000	0	0	0	0	0	**0**	
2001	0	0	0	0	0	**0**	
2002	0	0	0	0	0	**0**	
2003	0	0	0	0	0	**0**	
2004	0	0	0	0	0	**0**	
2005	0	0	0	0	0	**0**	
2006	33,902	22,248	78,702	0	3,724	**138,577**	6.10
2007	27,848	20,432	83,243	0	7,303	**138,827**	5.94
2008	32,692	19,978	82,637	151	1,718	**137,177**	6.01
2009	67,926	13,622	111,696	0	1,432	**194,676**	6.24
2010	65,383	38,594	87,178	0	859	**192,014**	6.56
2011	70,226	25,427	80,821	0	1,146	**177,620**	6.64
2012	57,513	12,259	72,648	0	859	**143,280**	6.50
2013	0	0	0	0	0	**0**	
2014	0	0	0	0	0	**0**	
2015	0	0	0	0	0	**0**	
2016	0	0	0	0	0	**0**	
2017	0	0	0	0	0	**0**	
2018	0	0	0	0	0	**0**	
2019	0	0	0	0	0	**0**	
Total	**355,491**	**152,561**	**596,924**	**151**	**17,042**	**1,122,170**	6.30

Data source: ARCOS (2006-2014) and Defendant Distribution Data (Walgreens 1/2006 - 3/2014)

Walgreens # 00890 (1/1996 to 9/2012)
DEA: AW1365370
135 Powell Street
San Francisco, CA 94102

Walgreen Co Hydrocodone Shipments to Walgreens # 00890, by Strength
(Total Drug Base Weight in Milligram)

Strength Year\	10	7.5	5	2.5	Other	Total	Avg. Str
1996	0	0	0	0	0	**0**	
1997	0	0	0	0	0	**0**	
1998	0	0	0	0	0	**0**	
1999	0	0	0	0	0	**0**	
2000	0	0	0	0	0	**0**	
2001	0	0	0	0	0	**0**	
2002	0	0	0	0	0	**0**	
2003	0	0	0	0	0	**0**	
2004	0	0	0	0	0	**0**	
2005	0	0	0	0	0	**0**	
2006	33,902	22,248	78,702	0	3,724	**138,577**	6.10
2007	27,848	20,432	83,243	0	7,303	**138,827**	5.94
2008	32,692	19,978	82,637	151	1,718	**137,177**	6.01
2009	67,926	13,622	111,696	0	1,432	**194,676**	6.24
2010	65,383	38,594	87,178	0	859	**192,014**	6.56
2011	70,226	25,427	80,821	0	1,146	**177,620**	6.64
2012	57,513	12,259	72,648	0	859	**143,280**	6.50
2013	0	0	0	0	0	**0**	
2014	0	0	0	0	0	**0**	
2015	0	0	0	0	0	**0**	
2016	0	0	0	0	0	**0**	
2017	0	0	0	0	0	**0**	
2018	0	0	0	0	0	**0**	
2019	0	0	0	0	0	**0**	
Total	**355,491**	**152,561**	**596,924**	**151**	**17,042**	**1,122,170**	6.30

Data source: ARCOS (2006-2014) and Defendant Distribution Data (Walgreens 1/2006 - 3/2014)

Walgreens # 03624 (2/2001 to 12/2017)
DEA: BW7078353
275 Sacramento St
San Francisco, CA 94111

Walgreen Co Oxycodone Shipments to Walgreens # 03624

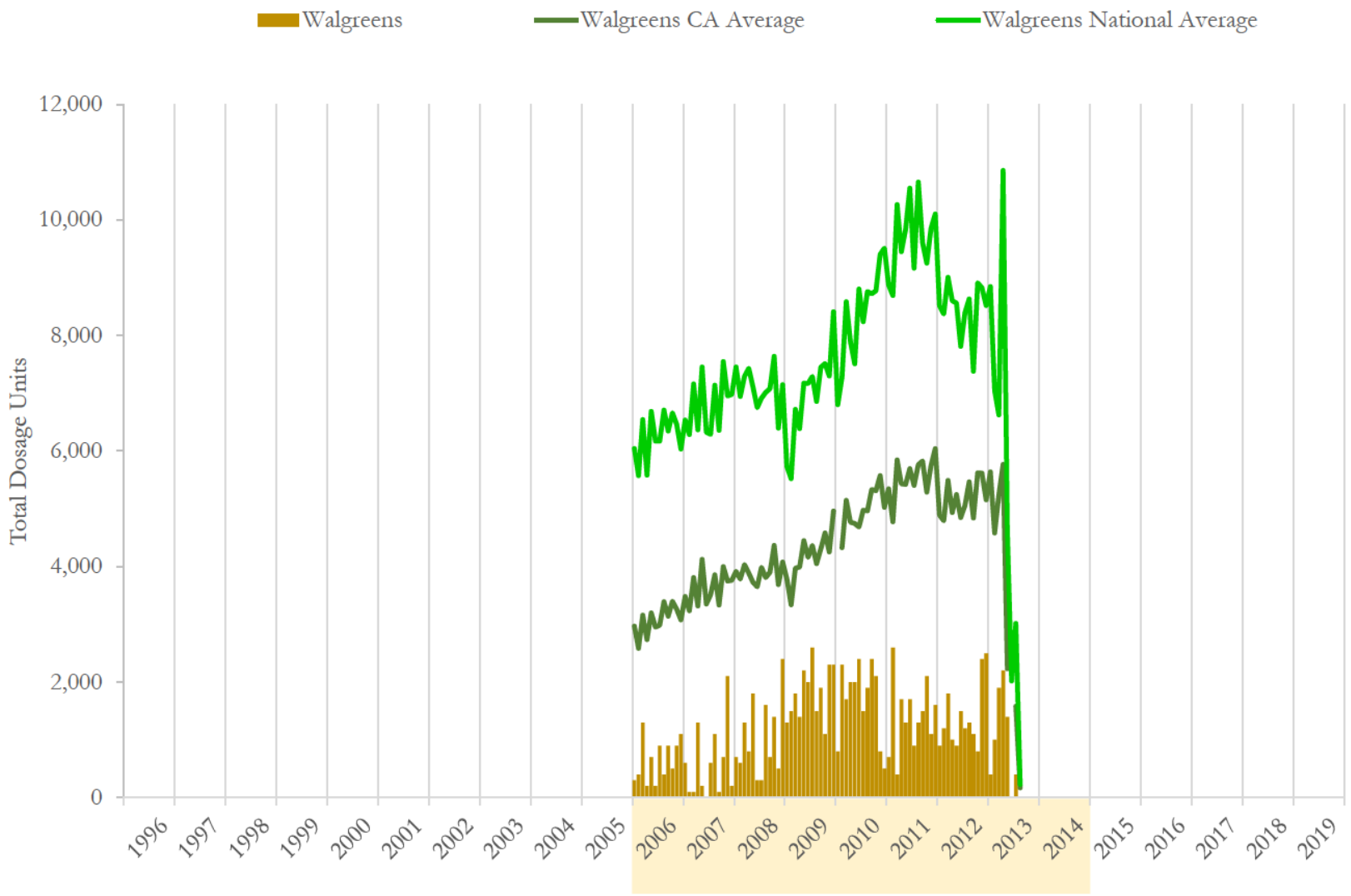

National and state averages reflect oxycodone shipped from Walgreen Co to all active pharmacies each month.
Data source: ARCOS (2006-2014) and Defendant Distribution Data (Walgreens 1/2006 - 3/2014)

Walgreens # 03624 (2/2001 to 12/2017)
DEA: BW7078353
275 Sacramento St
San Francisco, CA 94111

Walgreen Co Oxycodone Shipments to Walgreens # 03624

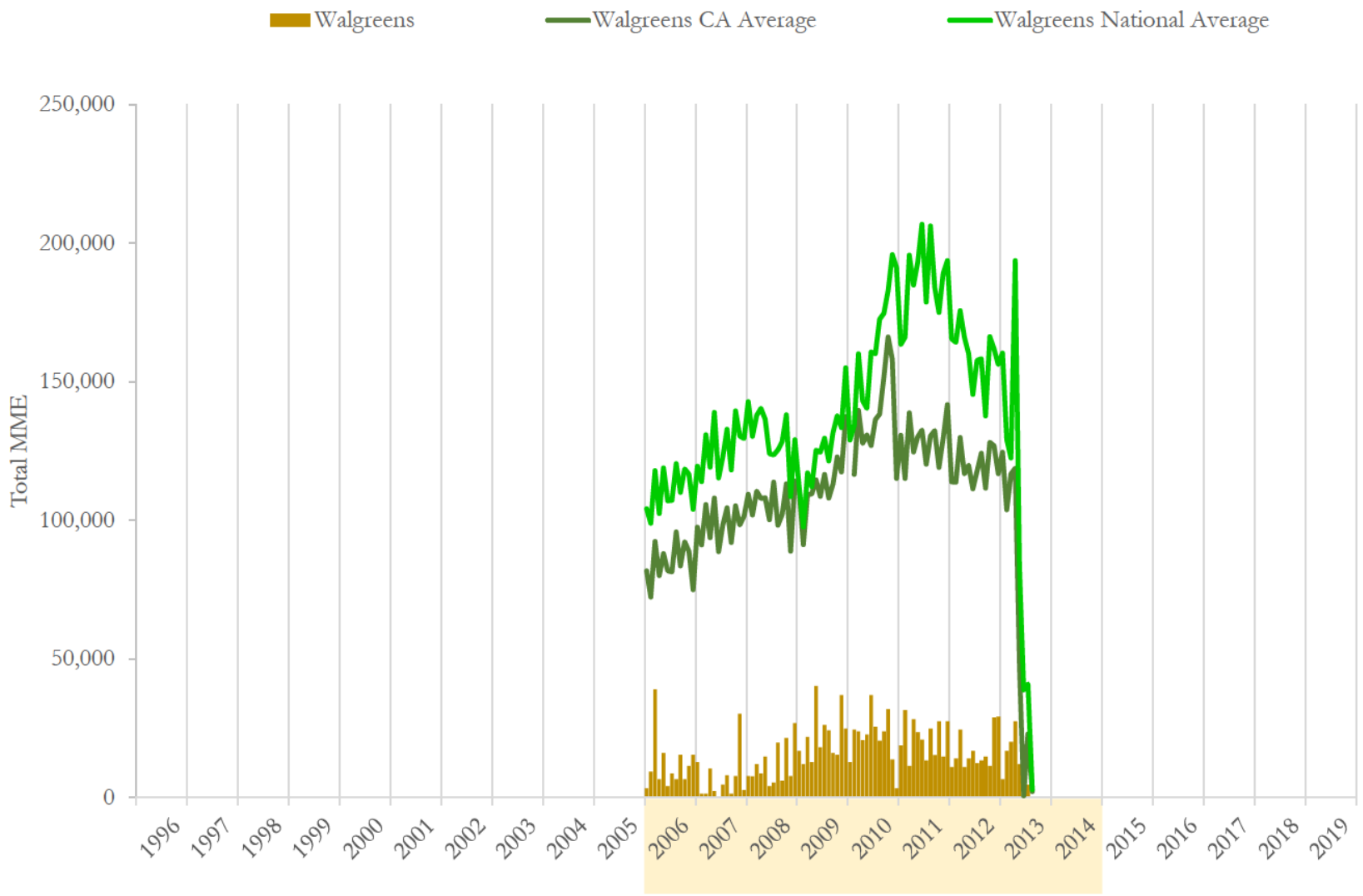

National and state averages reflect oxycodone shipped from Walgreen Co to all active pharmacies each month.
Data source: ARCOS (2006-2014) and Defendant Distribution Data (Walgreens 1/2006 - 3/2014)

Walgreens # 03624 (2/2001 to 12/2017)
DEA: BW7078353
275 Sacramento St
San Francisco, CA 94111

Walgreen Co Oxycodone Shipments to Walgreens # 03624

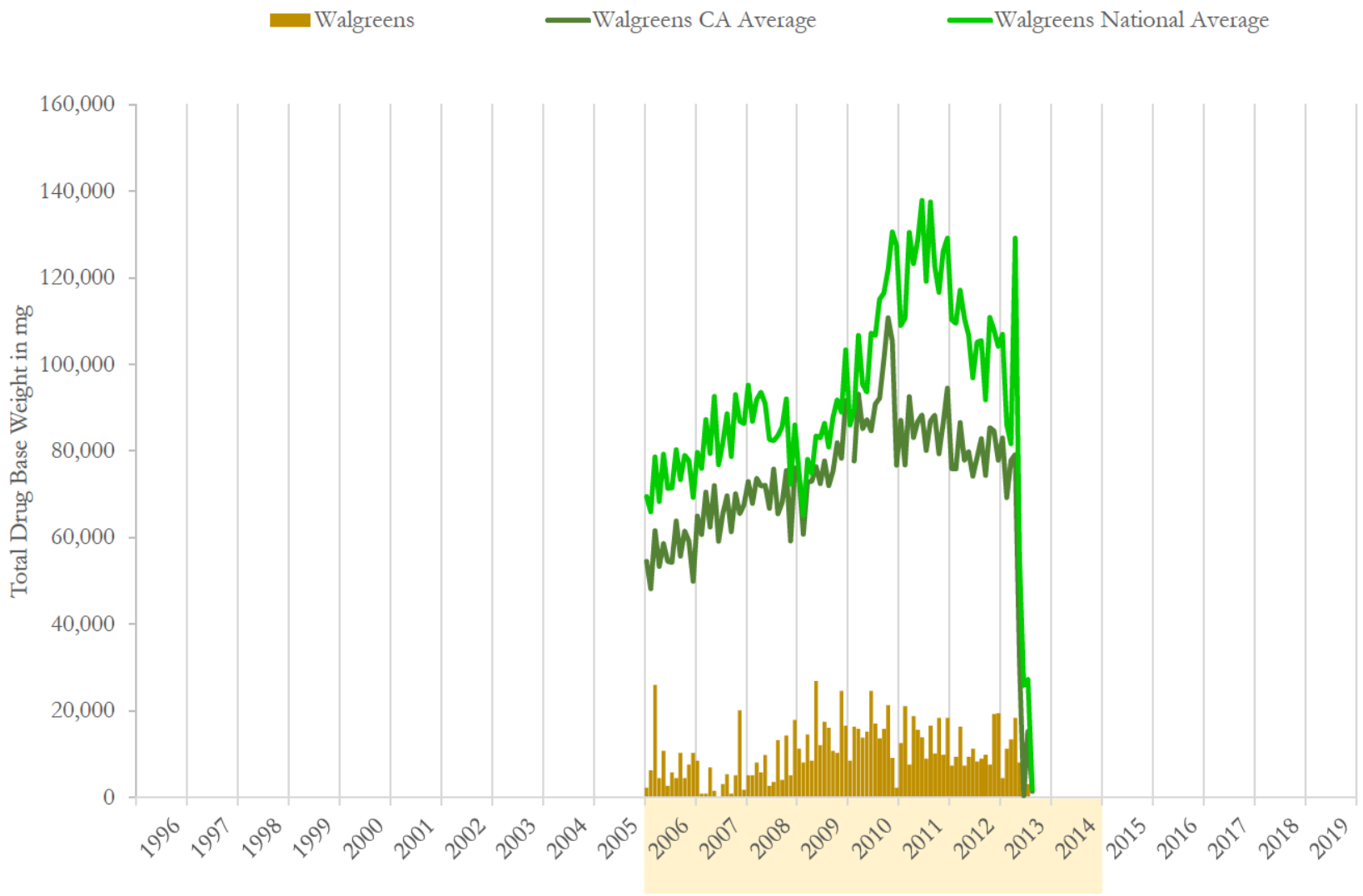

National and state averages reflect oxycodone shipped from Walgreen Co to all active pharmacies each month.
Data source: ARCOS (2006-2014) and Defendant Distribution Data (Walgreens 1/2006 - 3/2014)

Walgreens # 03624 (2/2001 to 12/2017)
DEA: BW7078353
275 Sacramento St
San Francisco, CA 94111

Walgreen Co Oxycodone Shipments to Walgreens # 03624

	Dosage Units		MME		Drug Base Weight in mg	
Date	Walgreens	% Change	Walgreens	% Change	Walgreens	% Change
01/2006	300	n/a	3,362	n/a	2,241	n/a
02/2006	400	33.3%	9,413	180.0%	6,276	180.0%
03/2006	1,300	225.0%	38,998	314.3%	25,999	314.3%
04/2006	200	-84.6%	6,724	-82.8%	4,483	-82.8%
05/2006	700	250.0%	16,137	140.0%	10,758	140.0%
06/2006	200	-71.4%	4,034	-75.0%	2,690	-75.0%
07/2006	900	350.0%	8,741	116.7%	5,827	116.7%
08/2006	400	-55.6%	6,724	-23.1%	4,483	-23.1%
09/2006	900	125.0%	15,465	130.0%	10,310	130.0%
10/2006	500	-44.4%	6,724	-56.5%	4,483	-56.5%
11/2006	900	80.0%	11,430	70.0%	7,620	70.0%
12/2006	1,100	22.2%	15,465	35.3%	10,310	35.3%
01/2007	600	-45.5%	12,775	-17.4%	8,517	-17.4%
02/2007	100	-83.3%	1,345	-89.5%	897	-89.5%
03/2007	100	0.0%	1,345	0.0%	897	0.0%
04/2007	1,300	1200.0%	10,422	675.0%	6,948	675.0%
05/2007	200	-84.6%	2,353	-77.4%	1,569	-77.4%
06/2007	0	-100.0%	0	-100.0%	0	-100.0%
07/2007	600	n/a	4,707	n/a	3,138	n/a
08/2007	1,100	83.3%	8,069	71.4%	5,379	71.4%
09/2007	100	-90.9%	1,345	-83.3%	897	-83.3%
10/2007	700	600.0%	7,732	475.0%	5,155	475.0%
11/2007	2,100	200.0%	30,257	291.3%	20,171	291.3%
12/2007	200	-90.5%	2,690	-91.1%	1,793	-91.1%

Data source: ARCOS (2006-2014) and Defendant Distribution Data (Walgreens 1/2006 - 3/2014)

Walgreens # 03624 (2/2001 to 12/2017)
DEA: BW7078353
275 Sacramento St
San Francisco, CA 94111

Walgreen Co Oxycodone Shipments to Walgreens # 03624

	Dosage Units		MME		Drug Base Weight in mg	
Date	Walgreens	% Change	Walgreens	% Change	Walgreens	% Change
01/2008	700	250.0%	7,732	187.5%	5,155	187.5%
02/2008	600	-14.3%	7,665	-0.9%	5,110	-0.9%
03/2008	1,300	116.7%	12,103	57.9%	8,069	57.9%
04/2008	800	-38.5%	8,741	-27.8%	5,827	-27.8%
05/2008	1,800	125.0%	14,725	68.5%	9,817	68.5%
06/2008	300	-83.3%	4,034	-72.6%	2,690	-72.6%
07/2008	300	0.0%	5,379	33.3%	3,586	33.3%
08/2008	1,600	433.3%	19,835	268.8%	13,223	268.8%
09/2008	700	-56.3%	6,051	-69.5%	4,034	-69.5%
10/2008	1,400	100.0%	21,516	255.6%	14,344	255.6%
11/2008	500	-64.3%	7,732	-64.1%	5,155	-64.1%
12/2008	2,400	380.0%	26,895	247.8%	17,930	247.8%
01/2009	1,300	-45.8%	16,809	-37.5%	11,206	-37.5%
02/2009	1,500	15.4%	12,103	-28.0%	8,069	-28.0%
03/2009	1,800	20.0%	21,852	80.6%	14,568	80.6%
04/2009	1,400	-22.2%	12,775	-41.5%	8,517	-41.5%
05/2009	2,200	57.1%	40,275	215.3%	26,850	215.3%
06/2009	2,000	-9.1%	18,154	-54.9%	12,103	-54.9%
07/2009	2,600	30.0%	26,223	44.4%	17,482	44.4%
08/2009	1,500	-42.3%	24,206	-7.7%	16,137	-7.7%
09/2009	1,900	26.7%	16,137	-33.3%	10,758	-33.3%
10/2009	1,100	-42.1%	15,465	-4.2%	10,310	-4.2%
11/2009	2,300	109.1%	36,981	139.1%	24,654	139.1%
12/2009	2,300	0.0%	24,878	-32.7%	16,585	-32.7%

Data source: ARCOS (2006-2014) and Defendant Distribution Data (Walgreens 1/2006 - 3/2014)

Walgreens # 03624 (2/2001 to 12/2017)
DEA: BW7078353
275 Sacramento St
San Francisco, CA 94111

Walgreen Co Oxycodone Shipments to Walgreens # 03624

	Dosage Units		MME		Drug Base Weight in mg	
Date	Walgreens	% Change	Walgreens	% Change	Walgreens	% Change
01/2010	800	-65.2%	12,775	-48.6%	8,517	-48.6%
02/2010	2,300	187.5%	24,542	92.1%	16,361	92.1%
03/2010	1,700	-26.1%	23,869	-2.7%	15,913	-2.7%
04/2010	2,000	17.6%	20,709	-13.2%	13,806	-13.2%
05/2010	2,000	0.0%	22,794	10.1%	15,196	10.1%
06/2010	2,400	20.0%	36,981	62.2%	24,654	62.2%
07/2010	1,500	-37.5%	25,550	-30.9%	17,034	-30.9%
08/2010	1,900	26.7%	20,507	-19.7%	13,672	-19.7%
09/2010	2,400	26.3%	23,869	16.4%	15,913	16.4%
10/2010	2,100	-12.5%	31,938	33.8%	21,292	33.8%
11/2010	800	-61.9%	13,784	-56.8%	9,189	-56.8%
12/2010	500	-37.5%	3,362	-75.6%	2,241	-75.6%
01/2011	700	40.0%	18,827	460.0%	12,551	460.0%
02/2011	2,600	271.4%	31,602	67.9%	21,068	67.9%
03/2011	400	-84.6%	11,430	-63.8%	7,620	-63.8%
04/2011	1,700	325.0%	28,240	147.1%	18,827	147.1%
05/2011	1,300	-23.5%	23,533	-16.7%	15,689	-16.7%
06/2011	1,700	30.8%	20,844	-11.4%	13,896	-11.4%
07/2011	900	-47.1%	13,448	-35.5%	8,965	-35.5%
08/2011	1,300	44.4%	24,878	85.0%	16,585	85.0%
09/2011	1,500	15.4%	15,330	-38.4%	10,220	-38.4%
10/2011	2,100	40.0%	27,567	79.8%	18,378	79.8%
11/2011	1,100	-47.6%	14,792	-46.3%	9,862	-46.3%
12/2011	1,600	45.5%	27,567	86.4%	18,378	86.4%

Data source: ARCOS (2006-2014) and Defendant Distribution Data (Walgreens 1/2006 - 3/2014)

Walgreens # 03624 (2/2001 to 12/2017)
DEA: BW7078353
275 Sacramento St
San Francisco, CA 94111

Walgreen Co Oxycodone Shipments to Walgreens # 03624

	Dosage Units		MME		Drug Base Weight in mg	
Date	Walgreens	% Change	Walgreens	% Change	Walgreens	% Change
01/2012	900	-43.8%	11,094	-59.8%	7,396	-59.8%
02/2012	1,200	33.3%	14,120	27.3%	9,413	27.3%
03/2012	1,800	50.0%	24,542	73.8%	16,361	73.8%
04/2012	1,000	-44.4%	11,094	-54.8%	7,396	-54.8%
05/2012	900	-10.0%	14,120	27.3%	9,413	27.3%
06/2012	1,500	66.7%	16,809	19.0%	11,206	19.0%
07/2012	1,200	-20.0%	12,439	-26.0%	8,293	-26.0%
08/2012	1,300	8.3%	13,448	8.1%	8,965	8.1%
09/2012	1,100	-15.4%	14,792	10.0%	9,862	10.0%
10/2012	800	-27.3%	11,408	-22.9%	7,606	-22.9%
11/2012	2,400	200.0%	28,912	153.4%	19,275	153.4%
12/2012	2,500	4.2%	29,226	1.1%	19,484	1.1%
01/2013	400	-84.0%	6,724	-77.0%	4,483	-77.0%
02/2013	1,000	150.0%	16,809	150.0%	11,206	150.0%
03/2013	1,900	90.0%	20,171	20.0%	13,448	20.0%
04/2013	2,200	15.8%	27,567	36.7%	18,378	36.7%
05/2013	1,400	-36.4%	12,103	-56.1%	8,069	-56.1%
06/2013	0	-100.0%	0	-100.0%	0	-100.0%
07/2013	400	n/a	4,707	n/a	3,138	n/a
08/2013	0	-100.0%	0	-100.0%	0	-100.0%
09/2013	0	n/a	0	n/a	0	n/a
10/2013	0	n/a	0	n/a	0	n/a
11/2013	0	n/a	0	n/a	0	n/a
12/2013	0	n/a	0	n/a	0	n/a

Data source: ARCOS (2006-2014) and Defendant Distribution Data (Walgreens 1/2006 - 3/2014)

Walgreens # 03624 (2/2001 to 12/2017)
DEA: BW7078353
275 Sacramento St
San Francisco, CA 94111

Walgreen Co Oxycodone Shipments to Walgreens # 03624

	Dosage Units		MME		Drug Base Weight in mg	
Date	Walgreens	% Change	Walgreens	% Change	Walgreens	% Change
1996	0		0		0	
1997	0	n/a	0	n/a	0	n/a
1998	0	n/a	0	n/a	0	n/a
1999	0	n/a	0	n/a	0	n/a
2000	0	n/a	0	n/a	0	n/a
2001	0	n/a	0	n/a	0	n/a
2002	0	n/a	0	n/a	0	n/a
2003	0	n/a	0	n/a	0	n/a
2004	0	n/a	0	n/a	0	n/a
2005	0	n/a	0	n/a	0	n/a
2006	7,800	n/a	143,216	n/a	95,477	n/a
2007	7,100	-9.0%	83,038	-42.0%	55,359	-42.0%
2008	12,400	74.6%	142,409	71.5%	94,939	71.5%
2009	21,900	76.6%	265,857	86.7%	177,238	86.7%
2010	20,400	-6.8%	260,680	-1.9%	173,787	-1.9%
2011	16,900	-17.2%	258,058	-1.0%	172,038	-1.0%
2012	16,600	-1.8%	202,004	-21.7%	134,670	-21.7%
2013	7,300	-56.0%	88,081	-56.4%	58,721	-56.4%
2014	0	-100.0%	0	-100.0%	0	-100.0%
2015	0	n/a	0	n/a	0	n/a
2016	0	n/a	0	n/a	0	n/a
2017	0	n/a	0	n/a	0	n/a
2018	0	n/a	0	n/a	0	n/a
2019	0	n/a	0	n/a	0	n/a
Total	**110,400**		**1,443,343**		**962,229**	

Data source: ARCOS (2006-2014) and Defendant Distribution Data (Walgreens 1/2006 - 3/2014)

Walgreens # 03624 (2/2001 to 12/2017)
DEA: BW7078353
275 Sacramento St
San Francisco, CA 94111

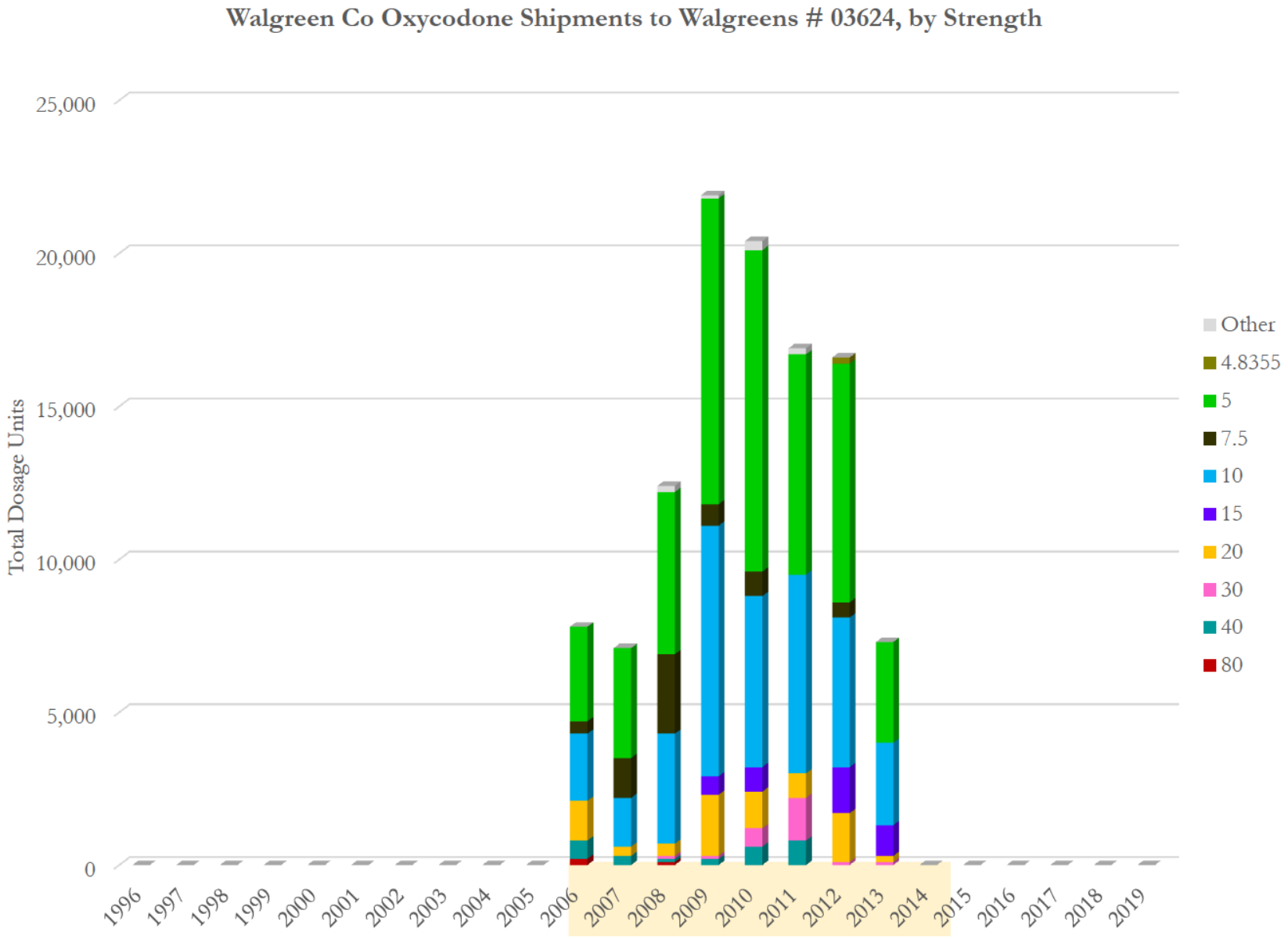

Data source: ARCOS (2006-2014) and Defendant Distribution Data (Walgreens 1/2006 - 3/2014)

Walgreens # 03624 (2/2001 to 12/2017)
DEA: BW7078353
275 Sacramento St
San Francisco, CA 94111

Walgreen Co Oxycodone Shipments to Walgreens # 03624, by Strength

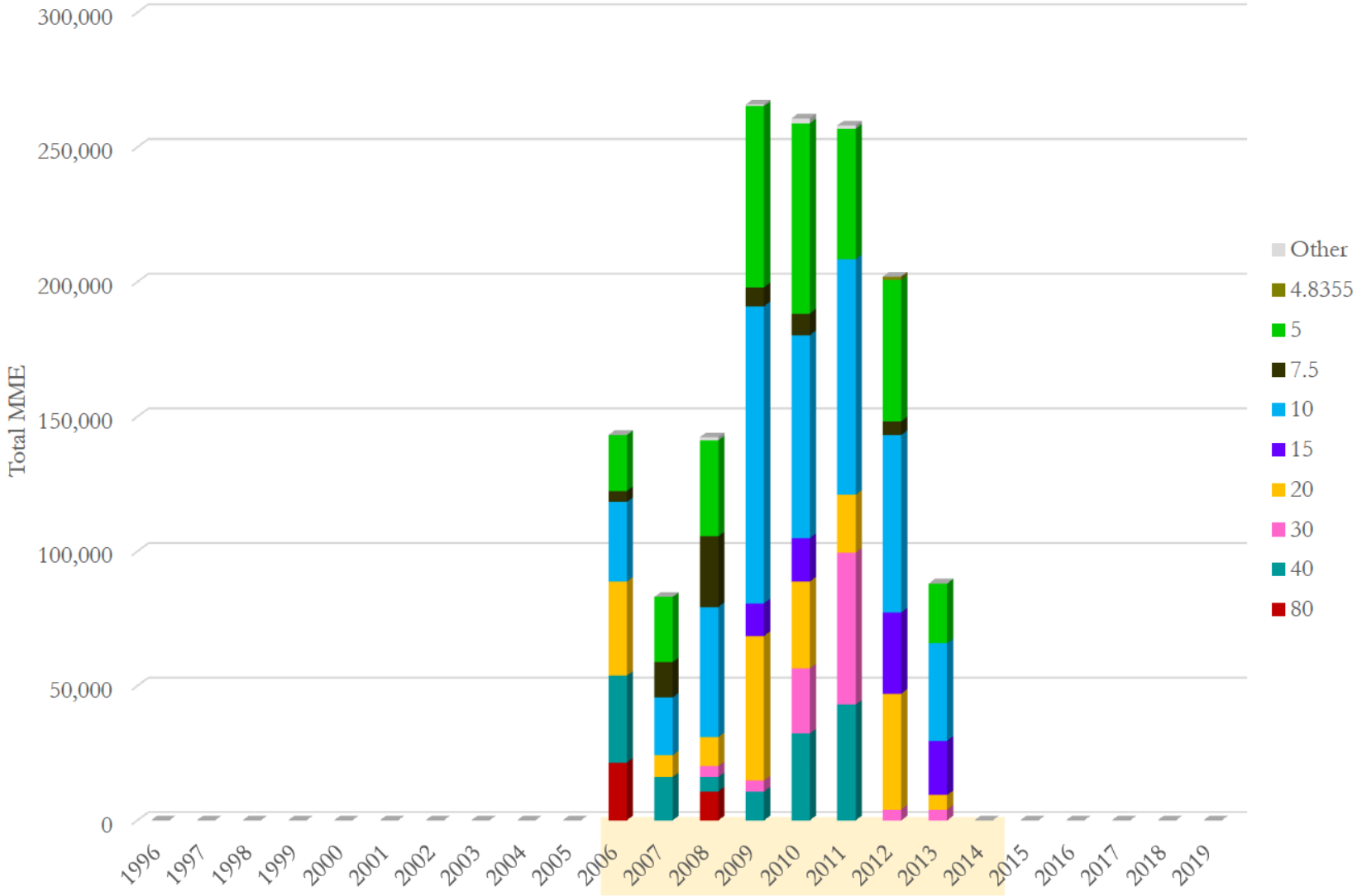

Data source: ARCOS (2006-2014) and Defendant Distribution Data (Walgreens 1/2006 - 3/2014)

Walgreens # 03624 (2/2001 to 12/2017)
DEA: BW7078353
275 Sacramento St
San Francisco, CA 94111

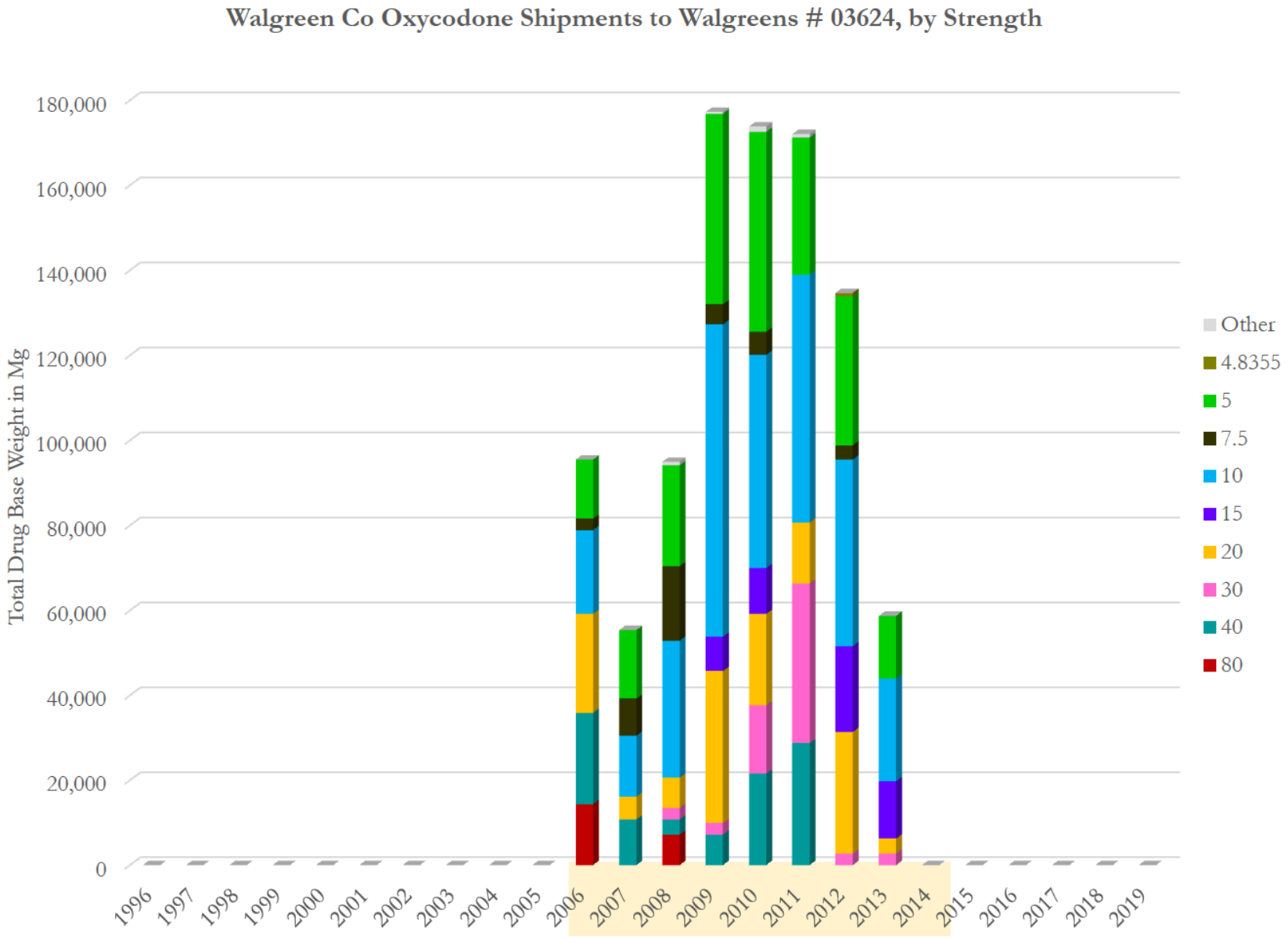

Data source: ARCOS (2006-2014) and Defendant Distribution Data (Walgreens 1/2006 - 3/2014)

Walgreens # 03624 (2/2001 to 12/2017)
DEA: BW7078353
275 Sacramento St
San Francisco, CA 94111

Walgreen Co Oxycodone Shipments to Walgreens # 03624, by Strength
(Total Dosage Units)

Strength Year\	80	40	30	20	15	10	7.5	5	4.8355	Other	Total	Avg. Str
1996	0	0	0	0	0	0	0	0	0	0	**0**	
1997	0	0	0	0	0	0	0	0	0	0	**0**	
1998	0	0	0	0	0	0	0	0	0	0	**0**	
1999	0	0	0	0	0	0	0	0	0	0	**0**	
2000	0	0	0	0	0	0	0	0	0	0	**0**	
2001	0	0	0	0	0	0	0	0	0	0	**0**	
2002	0	0	0	0	0	0	0	0	0	0	**0**	
2003	0	0	0	0	0	0	0	0	0	0	**0**	
2004	0	0	0	0	0	0	0	0	0	0	**0**	
2005	0	0	0	0	0	0	0	0	0	0	**0**	
2006	200	600	0	1,300	0	2,200	400	3,100	0	0	**7,800**	13.65
2007	0	300	0	300	0	1,600	1,300	3,600	0	0	**7,100**	8.70
2008	100	100	100	400	0	3,600	2,600	5,300	0	200	**12,400**	8.61
2009	0	200	100	2,000	600	8,200	700	10,000	0	100	**21,900**	9.05
2010	0	600	600	1,200	800	5,600	800	10,500	0	300	**20,400**	9.58
2011	0	800	1,400	800	0	6,500	0	7,200	0	200	**16,900**	11.44
2012	0	0	100	1,600	1,500	4,900	500	7,800	200	0	**16,600**	9.05
2013	0	0	100	200	1,000	2,700	0	3,300	0	0	**7,300**	8.97
2014	0	0	0	0	0	0	0	0	0	0	**0**	
2015	0	0	0	0	0	0	0	0	0	0	**0**	
2016	0	0	0	0	0	0	0	0	0	0	**0**	
2017	0	0	0	0	0	0	0	0	0	0	**0**	
2018	0	0	0	0	0	0	0	0	0	0	**0**	
2019	0	0	0	0	0	0	0	0	0	0	**0**	
Total	**300**	**2,600**	**2,400**	**7,800**	**3,900**	**35,300**	**6,300**	**50,800**	**200**	**800**	**110,400**	9.76

Data source: ARCOS (2006-2014) and Defendant Distribution Data (Walgreens 1/2006 - 3/2014)

Walgreens # 03624 (2/2001 to 12/2017)
DEA: BW7078353
275 Sacramento St
San Francisco, CA 94111

Walgreen Co Oxycodone Shipments to Walgreens # 03624, by Strength (Total MME)

Strength Year\	80	40	30	20	15	10	7.5	5	4.8355	Other	Total	Avg. Str
1996	0	0	0	0	0	0	0	0	0	0	**0**	
1997	0	0	0	0	0	0	0	0	0	0	**0**	
1998	0	0	0	0	0	0	0	0	0	0	**0**	
1999	0	0	0	0	0	0	0	0	0	0	**0**	
2000	0	0	0	0	0	0	0	0	0	0	**0**	
2001	0	0	0	0	0	0	0	0	0	0	**0**	
2002	0	0	0	0	0	0	0	0	0	0	**0**	
2003	0	0	0	0	0	0	0	0	0	0	**0**	
2004	0	0	0	0	0	0	0	0	0	0	**0**	
2005	0	0	0	0	0	0	0	0	0	0	**0**	
2006	21,516	32,274	0	34,964	0	29,585	4,034	20,844	0	0	**143,216**	13.65
2007	0	16,137	0	8,069	0	21,516	13,111	24,206	0	0	**83,038**	8.70
2008	10,758	5,379	4,034	10,758	0	48,411	26,223	35,636	0	1,210	**142,409**	8.61
2009	0	10,758	4,034	53,790	12,103	110,270	7,060	67,238	0	605	**265,857**	9.05
2010	0	32,274	24,206	32,274	16,137	75,306	8,069	70,599	0	1,815	**260,680**	9.58
2011	0	43,032	56,480	21,516	0	87,409	0	48,411	0	1,210	**258,058**	11.44
2012	0	0	4,034	43,032	30,257	65,893	5,043	52,445	1,301	0	**202,004**	9.05
2013	0	0	4,034	5,379	20,171	36,308	0	22,188	0	0	**88,081**	8.97
2014	0	0	0	0	0	0	0	0	0	0	**0**	
2015	0	0	0	0	0	0	0	0	0	0	**0**	
2016	0	0	0	0	0	0	0	0	0	0	**0**	
2017	0	0	0	0	0	0	0	0	0	0	**0**	
2018	0	0	0	0	0	0	0	0	0	0	**0**	
2019	0	0	0	0	0	0	0	0	0	0	**0**	
Total	**32,274**	**139,854**	**96,822**	**209,781**	**78,668**	**474,697**	**63,539**	**341,567**	**1,301**	**4,841**	**1,443,343**	9.76

Data source: ARCOS (2006-2014) and Defendant Distribution Data (Walgreens 1/2006 - 3/2014)

Walgreens # 03624 (2/2001 to 12/2017)
DEA: BW7078353
275 Sacramento St
San Francisco, CA 94111

Walgreen Co Oxycodone Shipments to Walgreens # 03624, by Strength
(Total Drug Base Weight in Milligram)

Strength Year\	80	40	30	20	15	10	7.5	5	4.8355	Other	Total	Avg. Str
1996	0	0	0	0	0	0	0	0	0	0	**0**	
1997	0	0	0	0	0	0	0	0	0	0	**0**	
1998	0	0	0	0	0	0	0	0	0	0	**0**	
1999	0	0	0	0	0	0	0	0	0	0	**0**	
2000	0	0	0	0	0	0	0	0	0	0	**0**	
2001	0	0	0	0	0	0	0	0	0	0	**0**	
2002	0	0	0	0	0	0	0	0	0	0	**0**	
2003	0	0	0	0	0	0	0	0	0	0	**0**	
2004	0	0	0	0	0	0	0	0	0	0	**0**	
2005	0	0	0	0	0	0	0	0	0	0	**0**	
2006	14,344	21,516	0	23,309	0	19,723	2,690	13,896	0	0	**95,477**	13.65
2007	0	10,758	0	5,379	0	14,344	8,741	16,137	0	0	**55,359**	8.70
2008	7,172	3,586	2,690	7,172	0	32,274	17,482	23,757	0	807	**94,939**	8.61
2009	0	7,172	2,690	35,860	8,069	73,513	4,707	44,825	0	403	**177,238**	9.05
2010	0	21,516	16,137	21,516	10,758	50,204	5,379	47,066	0	1,210	**173,787**	9.58
2011	0	28,688	37,653	14,344	0	58,273	0	32,274	0	807	**172,038**	11.44
2012	0	0	2,690	28,688	20,171	43,929	3,362	34,964	867	0	**134,670**	9.05
2013	0	0	2,690	3,586	13,448	24,206	0	14,792	0	0	**58,721**	8.97
2014	0	0	0	0	0	0	0	0	0	0	**0**	
2015	0	0	0	0	0	0	0	0	0	0	**0**	
2016	0	0	0	0	0	0	0	0	0	0	**0**	
2017	0	0	0	0	0	0	0	0	0	0	**0**	
2018	0	0	0	0	0	0	0	0	0	0	**0**	
2019	0	0	0	0	0	0	0	0	0	0	**0**	
Total	**21,516**	**93,236**	**64,548**	**139,854**	**52,445**	**316,465**	**42,360**	**227,711**	**867**	**3,227**	**962,229**	9.76

Data source: ARCOS (2006-2014) and Defendant Distribution Data (Walgreens 1/2006 - 3/2014)

Walgreens # 03624 (2/2001 to 12/2017)
DEA: BW7078353
275 Sacramento St
San Francisco, CA 94111

Anda, Inc Hydrocodone Shipments to Walgreens # 03624

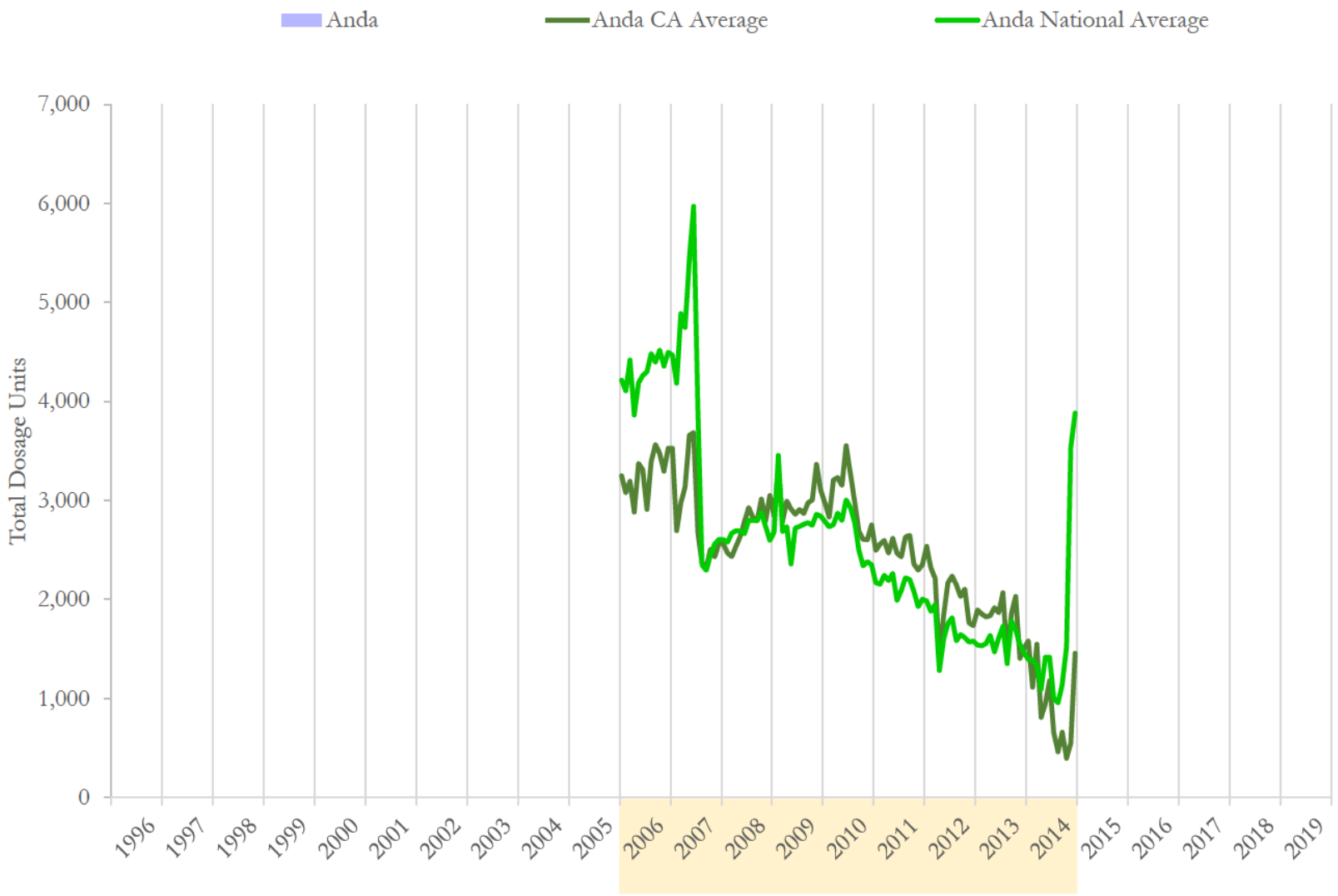

National and state averages reflect hydrocodone shipped from Anda, Inc to all active pharmacies each month.
Data source: ARCOS (2006-2014) and Defendant Distribution Data (Anda 12/1996 - 1/2015)

Walgreens # 03624 (2/2001 to 12/2017)
DEA: BW7078353
275 Sacramento St
San Francisco, CA 94111

Anda, Inc Hydrocodone Shipments to Walgreens # 03624

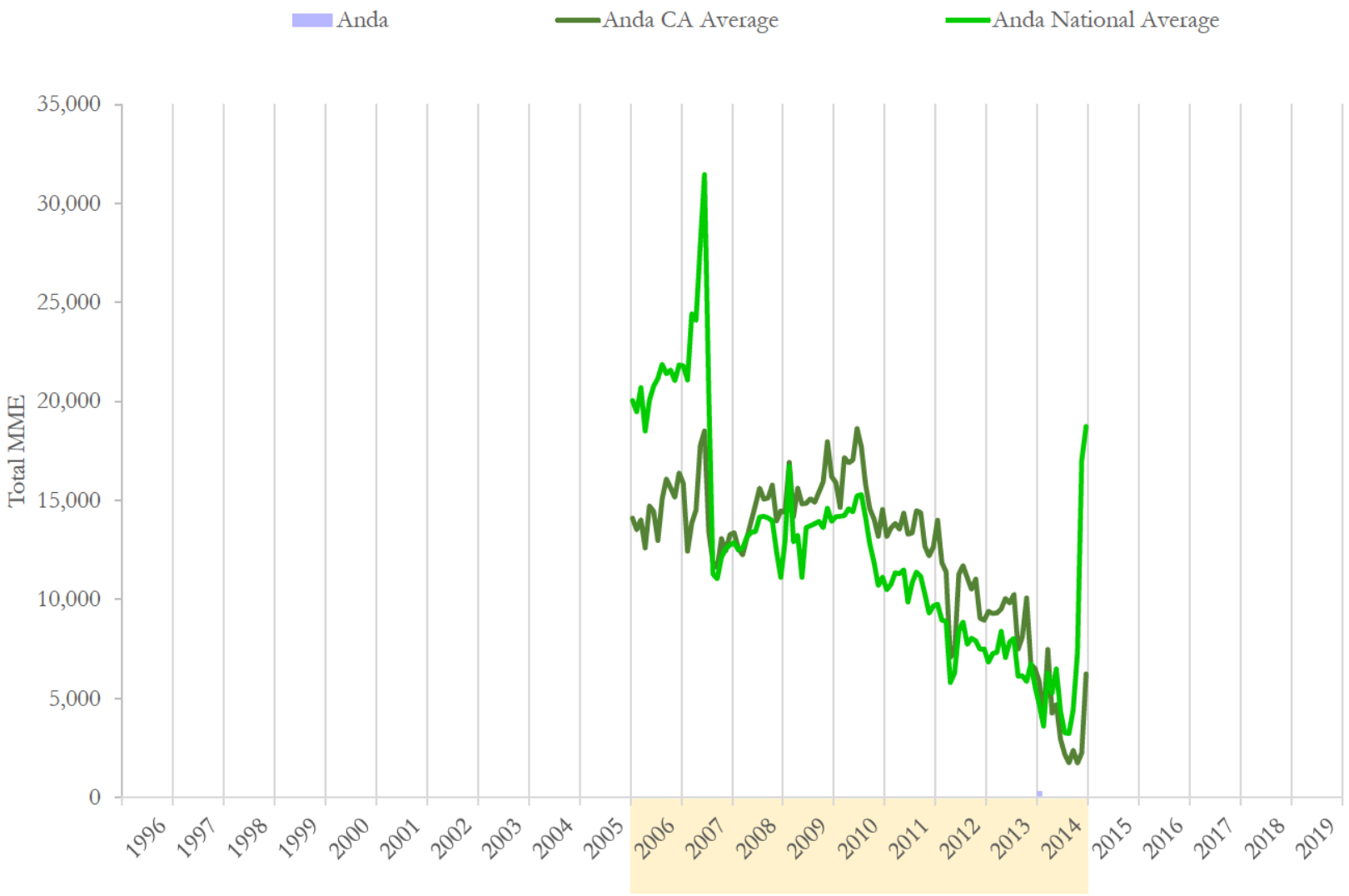

National and state averages reflect hydrocodone shipped from Anda, Inc to all active pharmacies each month.
Data source: ARCOS (2006-2014) and Defendant Distribution Data (Anda 12/1996 - 1/2015)

Walgreens # 03624 (2/2001 to 12/2017)
DEA: BW7078353
275 Sacramento St
San Francisco, CA 94111

Anda, Inc Hydrocodone Shipments to Walgreens # 03624

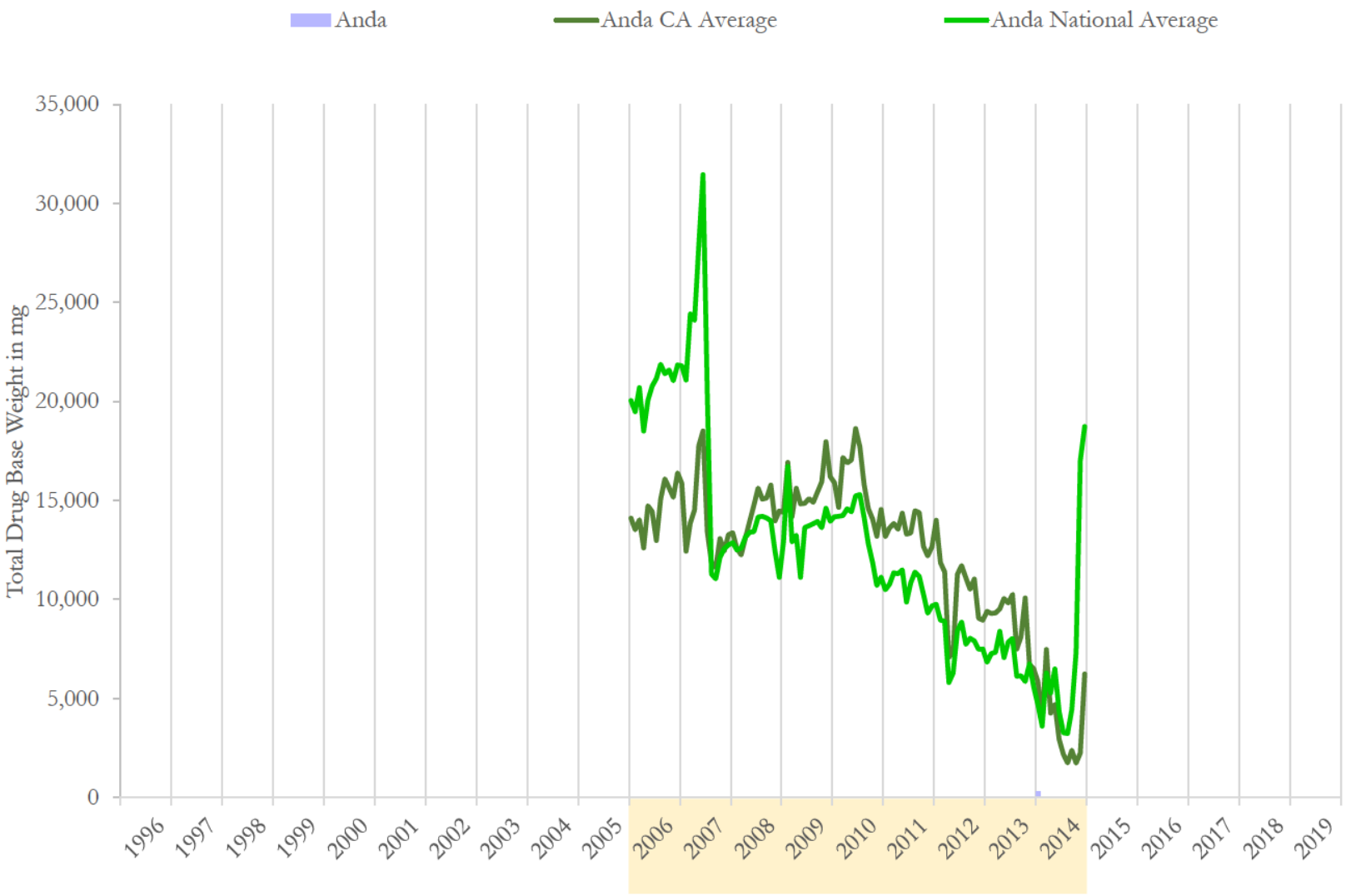

National and state averages reflect hydrocodone shipped from Anda, Inc to all active pharmacies each month.
Data source: ARCOS (2006-2014) and Defendant Distribution Data (Anda 12/1996 - 1/2015)

Walgreens # 03624 (2/2001 to 12/2017)
DEA: BW7078353
275 Sacramento St
San Francisco, CA 94111

Anda, Inc Hydrocodone Shipments to Walgreens # 03624

	Dosage Units		MME		Drug Base Weight in mg	
Date	Anda	% Change	Anda	% Change	Anda	% Change
01/2014	0	n/a	286	n/a	286	n/a
02/2014	0	n/a	0	-100.0%	0	-100.0%
03/2014	0	n/a	0	n/a	0	n/a
04/2014	0	n/a	0	n/a	0	n/a
05/2014	0	n/a	0	n/a	0	n/a
06/2014	0	n/a	0	n/a	0	n/a
07/2014	0	n/a	0	n/a	0	n/a
08/2014	0	n/a	0	n/a	0	n/a
09/2014	0	n/a	0	n/a	0	n/a
10/2014	0	n/a	0	n/a	0	n/a
11/2014	0	n/a	0	n/a	0	n/a
12/2014	0	n/a	0	n/a	0	n/a
01/2015	0	n/a	0	n/a	0	n/a
02/2015	0	n/a	0	n/a	0	n/a
03/2015	0	n/a	0	n/a	0	n/a
04/2015	0	n/a	0	n/a	0	n/a
05/2015	0	n/a	0	n/a	0	n/a
06/2015	0	n/a	0	n/a	0	n/a
07/2015	0	n/a	0	n/a	0	n/a
08/2015	0	n/a	0	n/a	0	n/a
09/2015	0	n/a	0	n/a	0	n/a
10/2015	0	n/a	0	n/a	0	n/a
11/2015	0	n/a	0	n/a	0	n/a
12/2015	0	n/a	0	n/a	0	n/a

Data source: ARCOS (2006-2014) and Defendant Distribution Data (Anda 12/1996 - 1/2015)

Walgreens # 03624 (2/2001 to 12/2017)
DEA: BW7078353
275 Sacramento St
San Francisco, CA 94111

Anda, Inc Hydrocodone Shipments to Walgreens # 03624

	Dosage Units		MME		Drug Base Weight in mg	
Date	**Anda**	**% Change**	**Anda**	**% Change**	**Anda**	**% Change**
1996	0		0		0	
1997	0	n/a	0	n/a	0	n/a
1998	0	n/a	0	n/a	0	n/a
1999	0	n/a	0	n/a	0	n/a
2000	0	n/a	0	n/a	0	n/a
2001	0	n/a	0	n/a	0	n/a
2002	0	n/a	0	n/a	0	n/a
2003	0	n/a	0	n/a	0	n/a
2004	0	n/a	0	n/a	0	n/a
2005	0	n/a	0	n/a	0	n/a
2006	0	n/a	0	n/a	0	n/a
2007	0	n/a	0	n/a	0	n/a
2008	0	n/a	0	n/a	0	n/a
2009	0	n/a	0	n/a	0	n/a
2010	0	n/a	0	n/a	0	n/a
2011	0	n/a	0	n/a	0	n/a
2012	0	n/a	0	n/a	0	n/a
2013	0	n/a	0	n/a	0	n/a
2014	0	n/a	286	n/a	286	n/a
2015	0	n/a	0	-100.0%	0	-100.0%
2016	0	n/a	0	n/a	0	n/a
2017	0	n/a	0	n/a	0	n/a
2018	0	n/a	0	n/a	0	n/a
2019	0	n/a	0	n/a	0	n/a
Total	**0**		**286**		**286**	

Data source: ARCOS (2006-2014) and Defendant Distribution Data (Anda 12/1996 - 1/2015)

Walgreens # 03624 (2/2001 to 12/2017)
DEA: BW7078353
275 Sacramento St
San Francisco, CA 94111

Anda, Inc Hydrocodone Shipments to Walgreens # 03624, by Strength

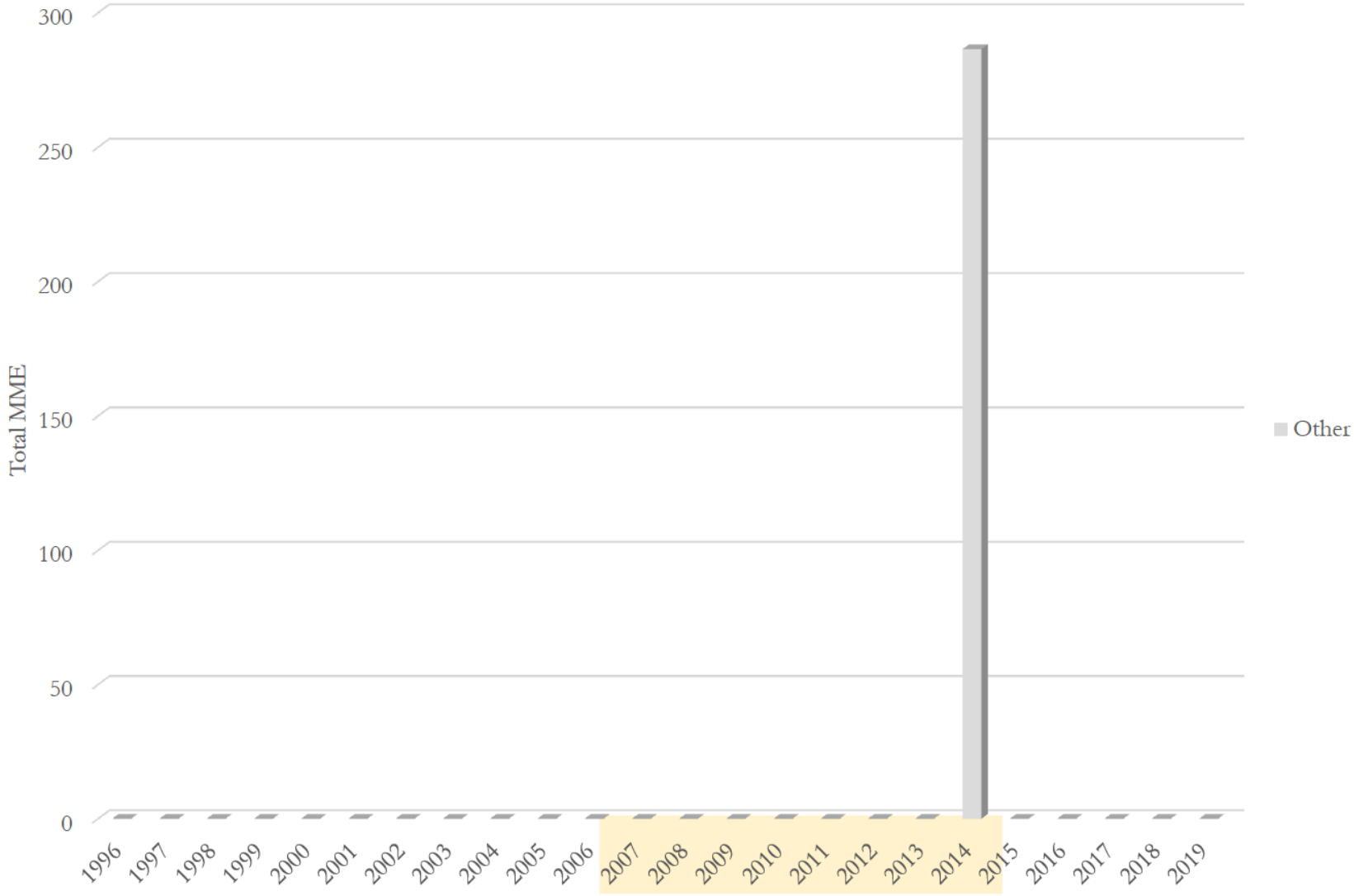

Data source: ARCOS (2006-2014) and Defendant Distribution Data (Anda 12/1996 - 1/2015)

Walgreens # 03624 (2/2001 to 12/2017)
DEA: BW7078353
275 Sacramento St
San Francisco, CA 94111

Anda, Inc Hydrocodone Shipments to Walgreens # 03624, by Strength

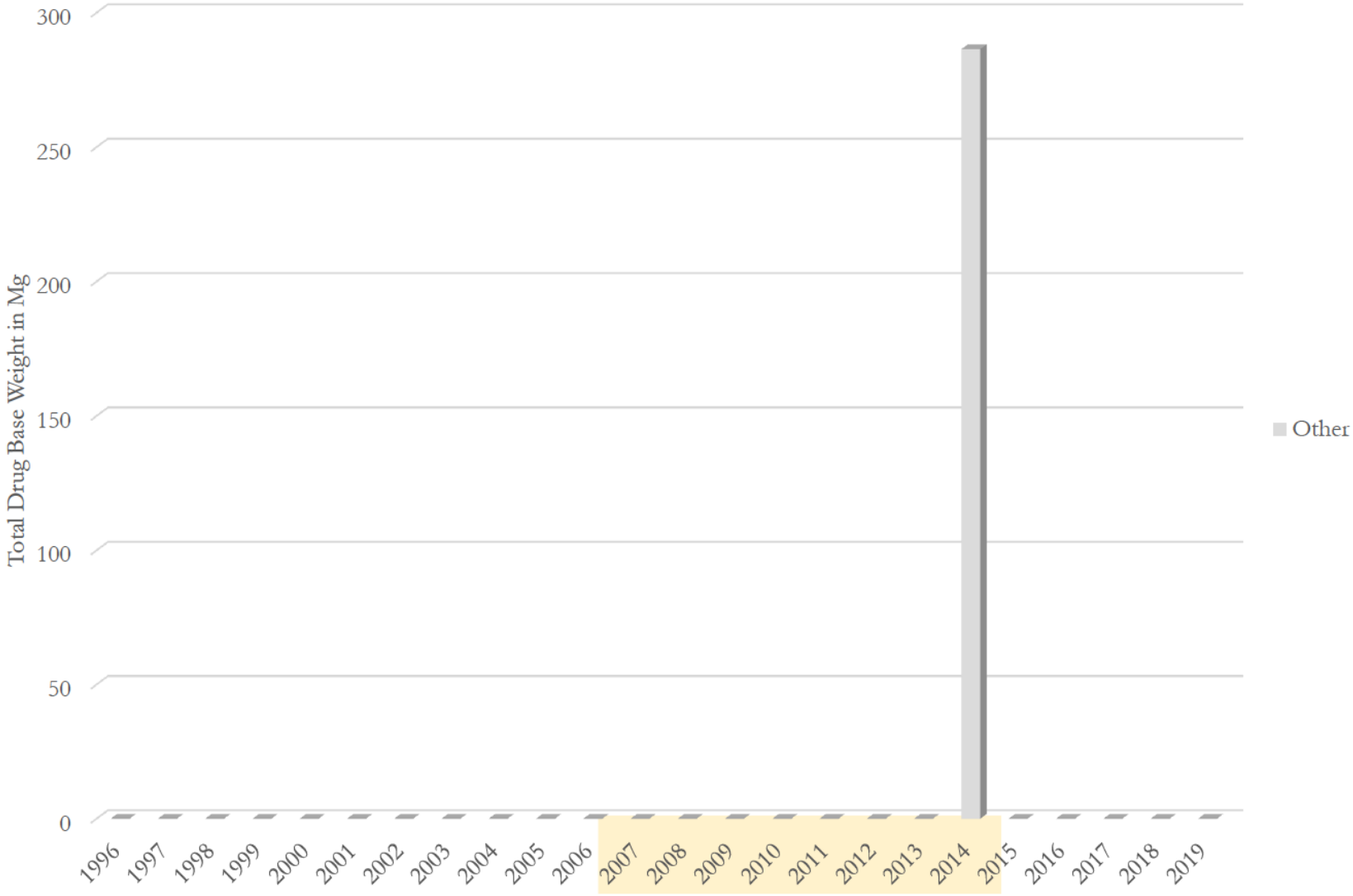

Data source: ARCOS (2006-2014) and Defendant Distribution Data (Anda 12/1996 - 1/2015)

Anda, Inc Hydrocodone Shipments to Walgreens # 03624, by Strength
(Total Dosage Units)

Strength Year\	Other	Total	Avg. Str
1996	0	**0**	
1997	0	**0**	
1998	0	**0**	
1999	0	**0**	
2000	0	**0**	
2001	0	**0**	
2002	0	**0**	
2003	0	**0**	
2004	0	**0**	
2005	0	**0**	
2006	0	**0**	
2007	0	**0**	
2008	0	**0**	
2009	0	**0**	
2010	0	**0**	
2011	0	**0**	
2012	0	**0**	
2013	0	**0**	
2014	0	**0**	
2015	0	**0**	
2016	0	**0**	
2017	0	**0**	
2018	0	**0**	
2019	0	**0**	
Total	**0**	**0**	

Data source: ARCOS (2006-2014) and Defendant Distribution Data (Anda 12/1996 - 1/2015)

Anda, Inc Hydrocodone Shipments to Walgreens # 03624, by Strength
(Total MME)

Strength Year\	Other	Total	Avg. Str
1996	0	**0**	
1997	0	**0**	
1998	0	**0**	
1999	0	**0**	
2000	0	**0**	
2001	0	**0**	
2002	0	**0**	
2003	0	**0**	
2004	0	**0**	
2005	0	**0**	
2006	0	**0**	
2007	0	**0**	
2008	0	**0**	
2009	0	**0**	
2010	0	**0**	
2011	0	**0**	
2012	0	**0**	
2013	0	**0**	
2014	286	**286**	
2015	0	**0**	
2016	0	**0**	
2017	0	**0**	
2018	0	**0**	
2019	0	**0**	
Total	**286**	**286**	

Data source: ARCOS (2006-2014) and Defendant Distribution Data (Anda 12/1996 - 1/2015)

Anda, Inc Hydrocodone Shipments to Walgreens # 03624, by Strength
(Total Drug Base Weight in Milligram)

Strength Year\	Other	Total	Avg. Str
1996	0	**0**	
1997	0	**0**	
1998	0	**0**	
1999	0	**0**	
2000	0	**0**	
2001	0	**0**	
2002	0	**0**	
2003	0	**0**	
2004	0	**0**	
2005	0	**0**	
2006	0	**0**	
2007	0	**0**	
2008	0	**0**	
2009	0	**0**	
2010	0	**0**	
2011	0	**0**	
2012	0	**0**	
2013	0	**0**	
2014	286	**286**	
2015	0	**0**	
2016	0	**0**	
2017	0	**0**	
2018	0	**0**	
2019	0	**0**	
Total	**286**	**286**	

Data source: ARCOS (2006-2014) and Defendant Distribution Data (Anda 12/1996 - 1/2015)

Walgreens # 03624 (2/2001 to 12/2017)
DEA: BW7078353
275 Sacramento St
San Francisco, CA 94111

Walgreen Co Hydrocodone Shipments to Walgreens # 03624

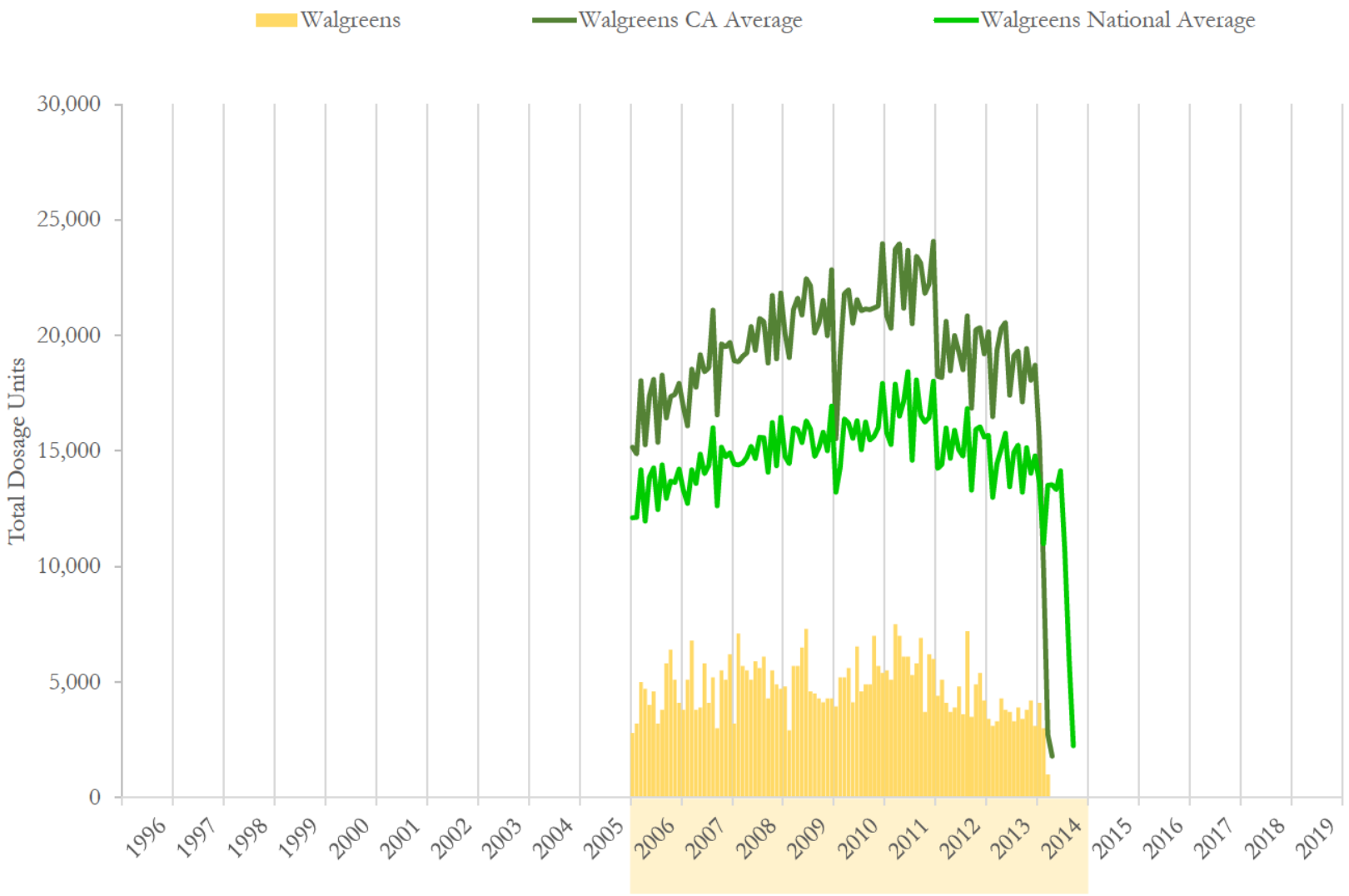

National and state averages reflect hydrocodone shipped from Walgreen Co to all active pharmacies each month.
Data source: ARCOS (2006-2014) and Defendant Distribution Data (Walgreens 1/2006 - 3/2014)

Walgreens # 03624 (2/2001 to 12/2017)
DEA: BW7078353
275 Sacramento St
San Francisco, CA 94111

Walgreen Co Hydrocodone Shipments to Walgreens # 03624

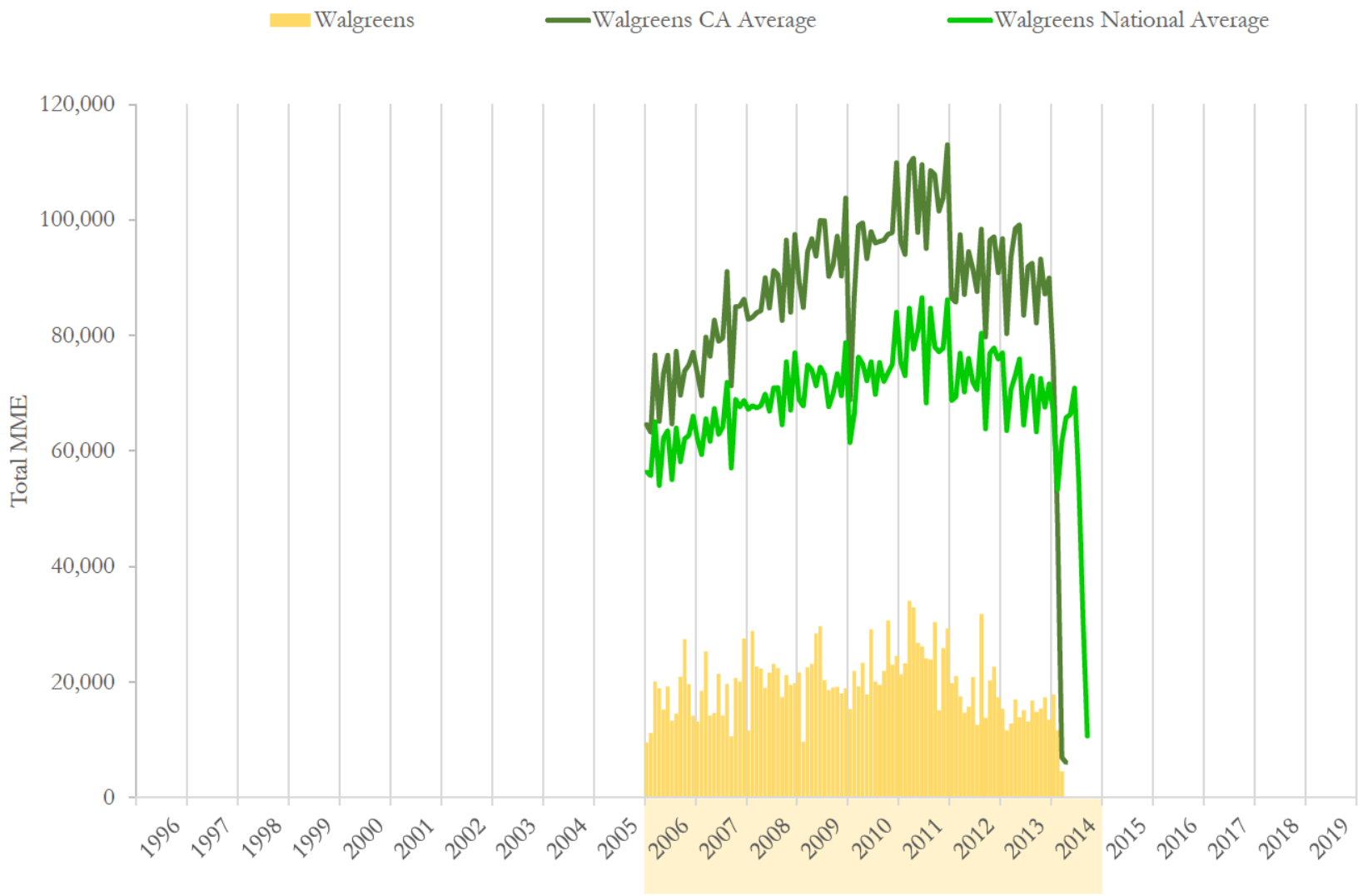

National and state averages reflect hydrocodone shipped from Walgreen Co to all active pharmacies each month.
Data source: ARCOS (2006-2014) and Defendant Distribution Data (Walgreens 1/2006 - 3/2014)

Walgreens # 03624 (2/2001 to 12/2017)
DEA: BW7078353
275 Sacramento St
San Francisco, CA 94111

Walgreen Co Hydrocodone Shipments to Walgreens # 03624

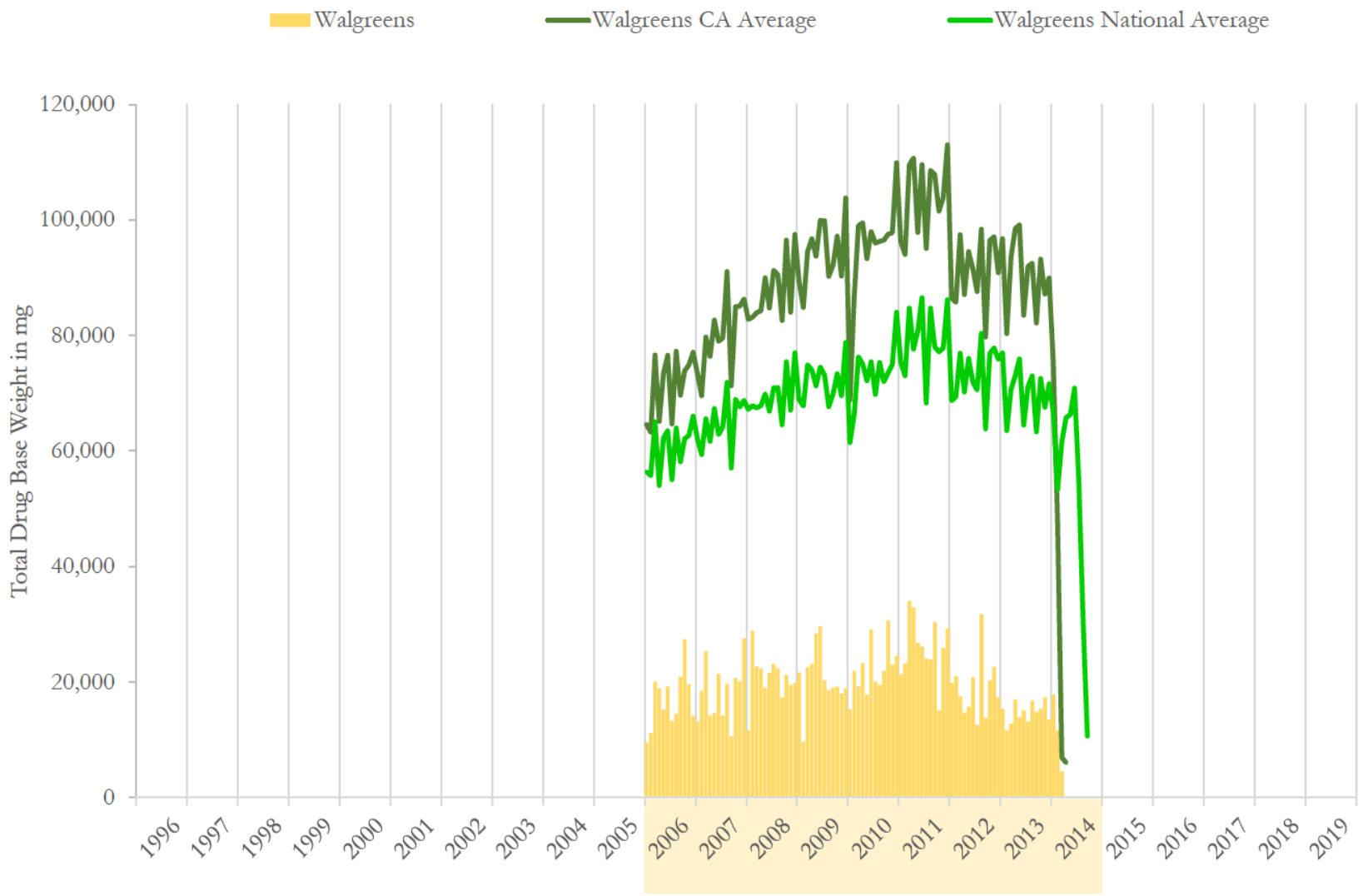

National and state averages reflect hydrocodone shipped from Walgreen Co to all active pharmacies each month.
Data source: ARCOS (2006-2014) and Defendant Distribution Data (Walgreens 1/2006 - 3/2014)

Walgreens # 03624 (2/2001 to 12/2017)
DEA: BW7078353
275 Sacramento St
San Francisco, CA 94111

Walgreen Co Hydrocodone Shipments to Walgreens # 03624

	Dosage Units		MME		Drug Base Weight in mg	
Date	Walgreens	% Change	Walgreens	% Change	Walgreens	% Change
01/2006	2,800	n/a	9,519	n/a	9,519	n/a
02/2006	3,200	14.3%	11,200	17.7%	11,200	17.7%
03/2006	5,000	56.3%	20,064	79.1%	20,064	79.1%
04/2006	4,700	-6.0%	18,919	-5.7%	18,919	-5.7%
05/2006	4,000	-14.9%	15,254	-19.4%	15,254	-19.4%
06/2006	4,600	15.0%	19,221	26.0%	19,221	26.0%
07/2006	3,200	-30.4%	13,286	-30.9%	13,286	-30.9%
08/2006	3,800	18.8%	14,497	9.1%	14,497	9.1%
09/2006	5,800	52.6%	20,878	44.0%	20,878	44.0%
10/2006	6,400	10.3%	27,394	31.2%	27,394	31.2%
11/2006	5,100	-20.3%	19,651	-28.3%	19,651	-28.3%
12/2006	4,100	-19.6%	14,170	-27.9%	14,170	-27.9%
01/2007	3,800	-7.3%	13,167	-7.1%	13,167	-7.1%
02/2007	5,100	34.2%	18,465	40.2%	18,465	40.2%
03/2007	6,800	33.3%	25,275	36.9%	25,275	36.9%
04/2007	3,800	-44.1%	14,219	-43.7%	14,219	-43.7%
05/2007	3,900	2.6%	14,632	2.9%	14,632	2.9%
06/2007	5,800	48.7%	21,459	46.7%	21,459	46.7%
07/2007	4,100	-29.3%	14,211	-33.8%	14,211	-33.8%
08/2007	5,200	26.8%	19,676	38.5%	19,676	38.5%
09/2007	3,000	-42.3%	10,595	-46.2%	10,595	-46.2%
10/2007	5,500	83.3%	20,719	95.6%	20,719	95.6%
11/2007	5,100	-7.3%	20,089	-3.0%	20,089	-3.0%
12/2007	6,200	21.6%	27,551	37.1%	27,551	37.1%

Data source: ARCOS (2006-2014) and Defendant Distribution Data (Walgreens 1/2006 - 3/2014)

Walgreens # 03624 (2/2001 to 12/2017)
DEA: BW7078353
275 Sacramento St
San Francisco, CA 94111

Walgreen Co Hydrocodone Shipments to Walgreens # 03624

	Dosage Units		MME		Drug Base Weight in mg	
Date	Walgreens	% Change	Walgreens	% Change	Walgreens	% Change
01/2008	3,200	-48.4%	11,605	-57.9%	11,605	-57.9%
02/2008	7,100	121.9%	28,835	148.5%	28,835	148.5%
03/2008	5,700	-19.7%	22,703	-21.3%	22,703	-21.3%
04/2008	5,500	-3.5%	22,335	-1.6%	22,335	-1.6%
05/2008	5,100	-7.3%	18,988	-15.0%	18,988	-15.0%
06/2008	5,900	15.7%	21,627	13.9%	21,627	13.9%
07/2008	5,600	-5.1%	23,140	7.0%	23,140	7.0%
08/2008	6,100	8.9%	22,392	-3.2%	22,392	-3.2%
09/2008	4,300	-29.5%	17,405	-22.3%	17,405	-22.3%
10/2008	5,500	27.9%	21,189	21.7%	21,189	21.7%
11/2008	4,900	-10.9%	19,524	-7.9%	19,524	-7.9%
12/2008	4,700	-4.1%	19,794	1.4%	19,794	1.4%
01/2009	4,800	2.1%	21,664	9.4%	21,664	9.4%
02/2009	2,900	-39.6%	9,686	-55.3%	9,686	-55.3%
03/2009	5,700	96.6%	22,551	132.8%	22,551	132.8%
04/2009	5,700	0.0%	23,140	2.6%	23,140	2.6%
05/2009	6,500	14.0%	28,389	22.7%	28,389	22.7%
06/2009	7,300	12.3%	29,632	4.4%	29,632	4.4%
07/2009	4,600	-37.0%	20,281	-31.6%	20,281	-31.6%
08/2009	4,500	-2.2%	18,616	-8.2%	18,616	-8.2%
09/2009	4,300	-4.4%	19,054	2.4%	19,054	2.4%
10/2009	4,120	-4.2%	19,159	0.6%	19,159	0.6%
11/2009	4,300	4.4%	17,986	-6.1%	17,986	-6.1%
12/2009	4,300	0.0%	18,886	5.0%	18,886	5.0%

Data source: ARCOS (2006-2014) and Defendant Distribution Data (Walgreens 1/2006 - 3/2014)

Walgreens # 03624 (2/2001 to 12/2017)
DEA: BW7078353
275 Sacramento St
San Francisco, CA 94111

Walgreen Co Hydrocodone Shipments to Walgreens # 03624

	Dosage Units		MME		Drug Base Weight in mg	
Date	Walgreens	% Change	Walgreens	% Change	Walgreens	% Change
01/2010	3,940	-8.4%	15,345	-18.8%	15,345	-18.8%
02/2010	5,200	32.0%	21,913	42.8%	21,913	42.8%
03/2010	5,200	0.0%	19,205	-12.4%	19,205	-12.4%
04/2010	5,600	7.7%	23,292	21.3%	23,292	21.3%
05/2010	4,120	-26.4%	17,813	-23.5%	17,813	-23.5%
06/2010	6,540	58.7%	29,134	63.6%	29,134	63.6%
07/2010	4,600	-29.7%	20,081	-31.1%	20,081	-31.1%
08/2010	4,900	6.5%	19,500	-2.9%	19,500	-2.9%
09/2010	4,900	0.0%	21,930	12.5%	21,930	12.5%
10/2010	7,000	42.9%	30,643	39.7%	30,643	39.7%
11/2010	5,700	-18.6%	23,005	-24.9%	23,005	-24.9%
12/2010	5,400	-5.3%	24,502	6.5%	24,502	6.5%
01/2011	5,500	1.9%	21,308	-13.0%	21,308	-13.0%
02/2011	5,100	-7.3%	23,227	9.0%	23,227	9.0%
03/2011	7,500	47.1%	34,054	46.6%	34,054	46.6%
04/2011	7,000	-6.7%	32,913	-3.3%	32,913	-3.3%
05/2011	6,100	-12.9%	26,740	-18.8%	26,740	-18.8%
06/2011	6,100	0.0%	26,167	-2.1%	26,167	-2.1%
07/2011	5,300	-13.1%	24,065	-8.0%	24,065	-8.0%
08/2011	5,800	9.4%	23,897	-0.7%	23,897	-0.7%
09/2011	6,900	19.0%	30,389	27.2%	30,389	27.2%
10/2011	3,700	-46.4%	15,111	-50.3%	15,111	-50.3%
11/2011	6,200	67.6%	25,881	71.3%	25,881	71.3%
12/2011	6,000	-3.2%	29,313	13.3%	29,313	13.3%

Data source: ARCOS (2006-2014) and Defendant Distribution Data (Walgreens 1/2006 - 3/2014)

Walgreens # 03624 (2/2001 to 12/2017)
DEA: BW7078353
275 Sacramento St
San Francisco, CA 94111

Walgreen Co Hydrocodone Shipments to Walgreens # 03624

	Dosage Units		MME		Drug Base Weight in mg	
Date	Walgreens	% Change	Walgreens	% Change	Walgreens	% Change
01/2012	4,400	-26.7%	19,811	-32.4%	19,811	-32.4%
02/2012	5,100	15.9%	21,021	6.1%	21,021	6.1%
03/2012	4,100	-19.6%	17,524	-16.6%	17,524	-16.6%
04/2012	3,700	-9.8%	14,681	-16.2%	14,681	-16.2%
05/2012	3,900	5.4%	15,716	7.1%	15,716	7.1%
06/2012	4,800	23.1%	20,846	32.6%	20,846	32.6%
07/2012	3,600	-25.0%	12,562	-39.7%	12,562	-39.7%
08/2012	7,200	100.0%	31,759	152.8%	31,759	152.8%
09/2012	3,500	-51.4%	13,773	-56.6%	13,773	-56.6%
10/2012	4,900	40.0%	20,265	47.1%	20,265	47.1%
11/2012	5,400	10.2%	22,654	11.8%	22,654	11.8%
12/2012	4,200	-22.2%	17,357	-23.4%	17,357	-23.4%
01/2013	3,400	-19.0%	15,373	-11.4%	15,373	-11.4%
02/2013	3,100	-8.8%	11,638	-24.3%	11,638	-24.3%
03/2013	3,300	6.5%	12,808	10.1%	12,808	10.1%
04/2013	4,300	30.3%	16,951	32.3%	16,951	32.3%
05/2013	3,800	-11.6%	13,892	-18.0%	13,892	-18.0%
06/2013	3,700	-2.6%	15,127	8.9%	15,127	8.9%
07/2013	3,300	-10.8%	13,159	-13.0%	13,159	-13.0%
08/2013	3,900	18.2%	16,784	27.5%	16,784	27.5%
09/2013	3,400	-12.8%	14,816	-11.7%	14,816	-11.7%
10/2013	3,800	11.8%	15,421	4.1%	15,421	4.1%
11/2013	4,200	10.5%	17,373	12.7%	17,373	12.7%
12/2013	3,100	-26.2%	13,462	-22.5%	13,462	-22.5%

Data source: ARCOS (2006-2014) and Defendant Distribution Data (Walgreens 1/2006 - 3/2014)

Walgreens # 03624 (2/2001 to 12/2017)
DEA: BW7078353
275 Sacramento St
San Francisco, CA 94111

Walgreen Co Hydrocodone Shipments to Walgreens # 03624

	Dosage Units		MME		Drug Base Weight in mg	
Date	Walgreens	% Change	Walgreens	% Change	Walgreens	% Change
01/2014	4,100	32.3%	17,843	32.5%	17,843	32.5%
02/2014	3,000	-26.8%	11,638	-34.8%	11,638	-34.8%
03/2014	1,000	-66.7%	4,541	-61.0%	4,541	-61.0%
04/2014	0	-100.0%	0	-100.0%	0	-100.0%
05/2014	0	n/a	0	n/a	0	n/a
06/2014	0	n/a	0	n/a	0	n/a
07/2014	0	n/a	0	n/a	0	n/a
08/2014	0	n/a	0	n/a	0	n/a
09/2014	0	n/a	0	n/a	0	n/a
10/2014	0	n/a	0	n/a	0	n/a
11/2014	0	n/a	0	n/a	0	n/a
12/2014	0	n/a	0	n/a	0	n/a
01/2015	0	n/a	0	n/a	0	n/a
02/2015	0	n/a	0	n/a	0	n/a
03/2015	0	n/a	0	n/a	0	n/a
04/2015	0	n/a	0	n/a	0	n/a
05/2015	0	n/a	0	n/a	0	n/a
06/2015	0	n/a	0	n/a	0	n/a
07/2015	0	n/a	0	n/a	0	n/a
08/2015	0	n/a	0	n/a	0	n/a
09/2015	0	n/a	0	n/a	0	n/a
10/2015	0	n/a	0	n/a	0	n/a
11/2015	0	n/a	0	n/a	0	n/a
12/2015	0	n/a	0	n/a	0	n/a

Data source: ARCOS (2006-2014) and Defendant Distribution Data (Walgreens 1/2006 - 3/2014)

Walgreens # 03624 (2/2001 to 12/2017)
DEA: BW7078353
275 Sacramento St
San Francisco, CA 94111

Walgreen Co Hydrocodone Shipments to Walgreens # 03624

	Dosage Units		MME		Drug Base Weight in mg	
Date	Walgreens	% Change	Walgreens	% Change	Walgreens	% Change
1996	0		0		0	
1997	0	n/a	0	n/a	0	n/a
1998	0	n/a	0	n/a	0	n/a
1999	0	n/a	0	n/a	0	n/a
2000	0	n/a	0	n/a	0	n/a
2001	0	n/a	0	n/a	0	n/a
2002	0	n/a	0	n/a	0	n/a
2003	0	n/a	0	n/a	0	n/a
2004	0	n/a	0	n/a	0	n/a
2005	0	n/a	0	n/a	0	n/a
2006	52,700	n/a	204,054	n/a	204,054	n/a
2007	58,300	10.6%	220,056	7.8%	220,056	7.8%
2008	63,600	9.1%	249,537	13.4%	249,537	13.4%
2009	59,020	-7.2%	249,045	-0.2%	249,045	-0.2%
2010	63,100	6.9%	266,362	7.0%	266,362	7.0%
2011	71,200	12.8%	313,064	17.5%	313,064	17.5%
2012	54,800	-23.0%	227,968	-27.2%	227,968	-27.2%
2013	43,300	-21.0%	176,803	-22.4%	176,803	-22.4%
2014	8,100	-81.3%	34,021	-80.8%	34,021	-80.8%
2015	0	-100.0%	0	-100.0%	0	-100.0%
2016	0	n/a	0	n/a	0	n/a
2017	0	n/a	0	n/a	0	n/a
2018	0	n/a	0	n/a	0	n/a
2019	0	n/a	0	n/a	0	n/a
Total	**474,120**		**1,940,912**		**1,940,912**	

Data source: ARCOS (2006-2014) and Defendant Distribution Data (Walgreens 1/2006 - 3/2014)

Walgreens # 03624 (2/2001 to 12/2017)
DEA: BW7078353
275 Sacramento St
San Francisco, CA 94111

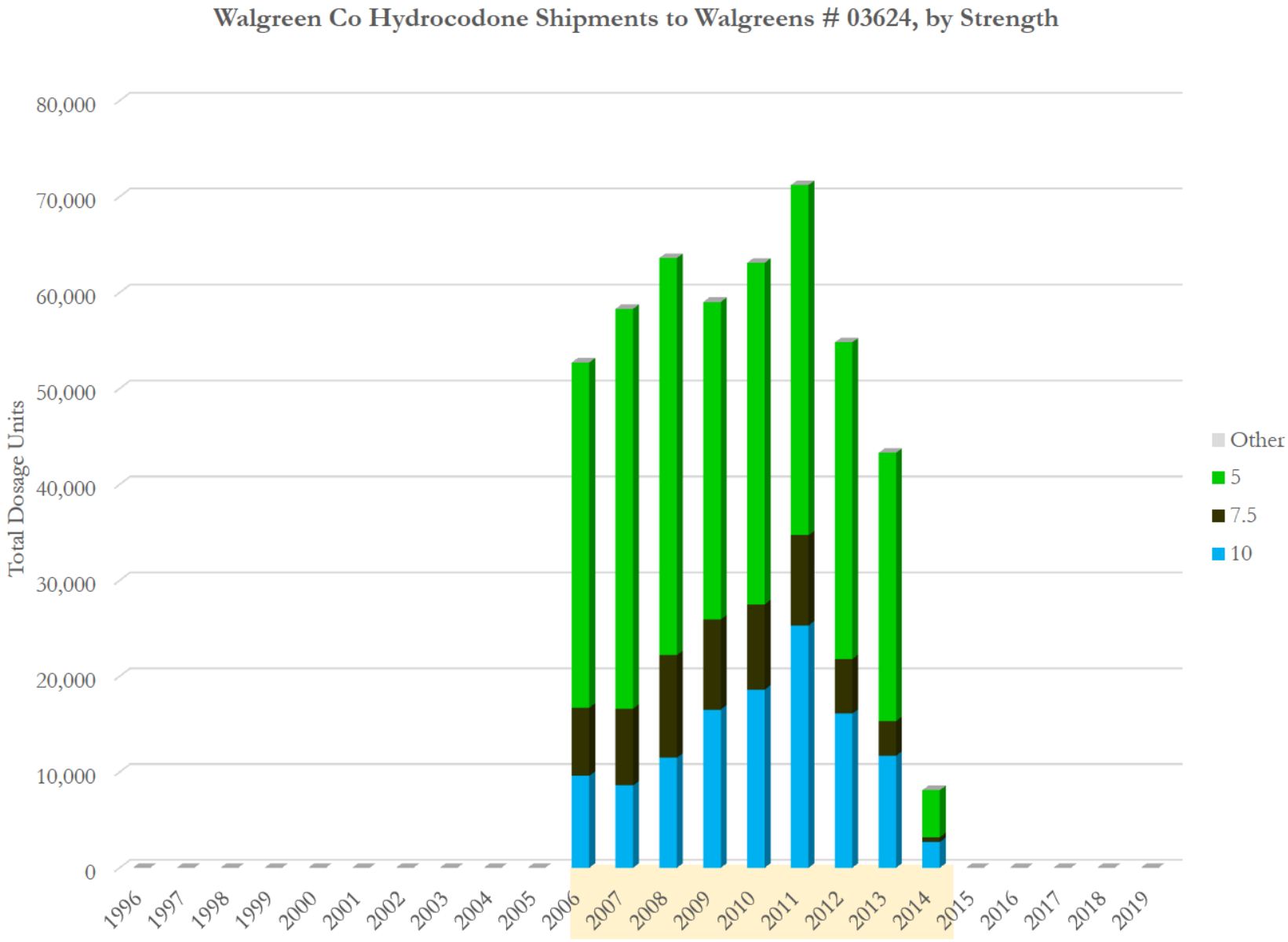

Data source: ARCOS (2006-2014) and Defendant Distribution Data (Walgreens 1/2006 - 3/2014)

Walgreens # 03624 (2/2001 to 12/2017)
DEA: BW7078353
275 Sacramento St
San Francisco, CA 94111

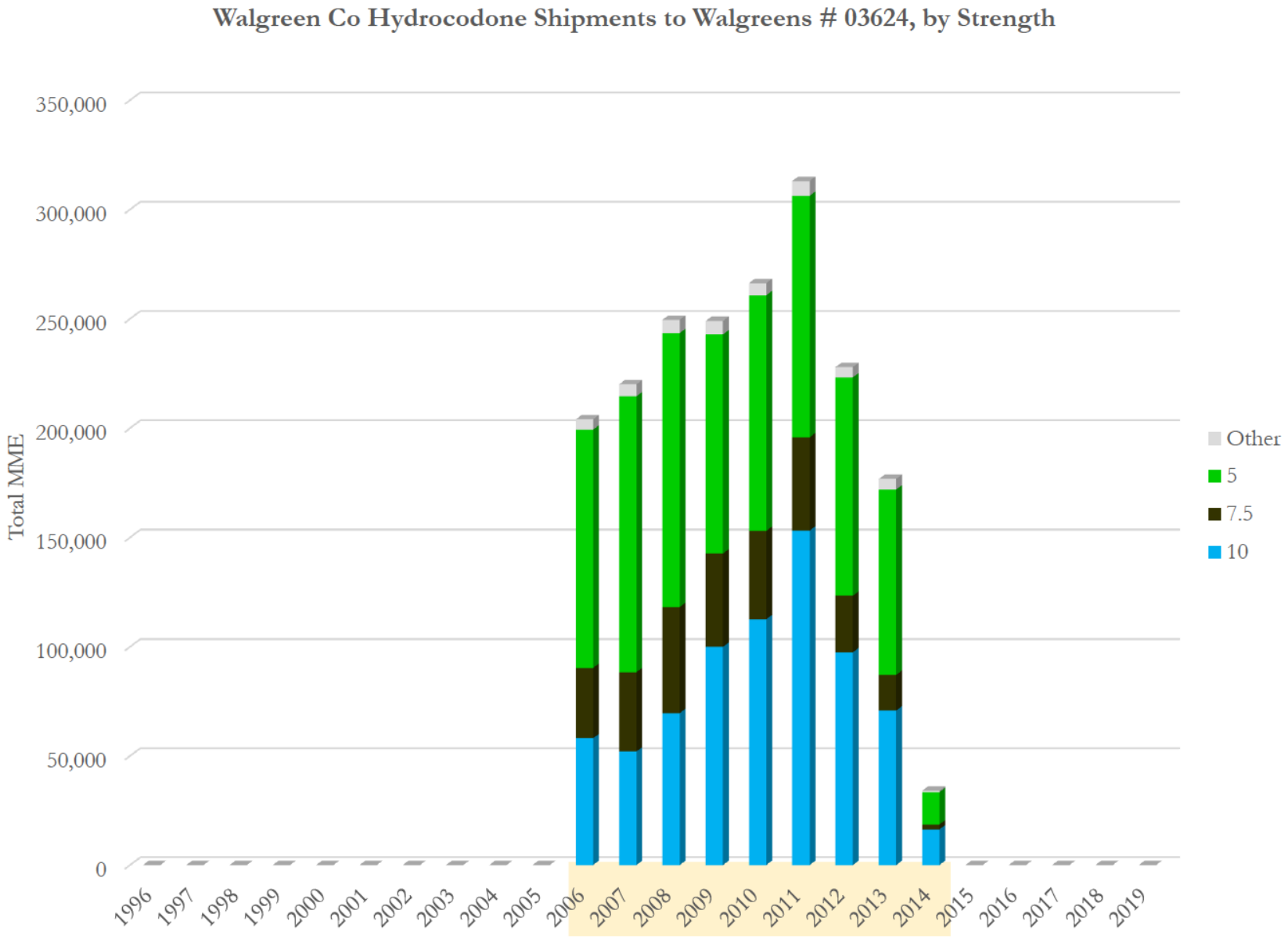

Data source: ARCOS (2006-2014) and Defendant Distribution Data (Walgreens 1/2006 - 3/2014)

Walgreens # 03624 (2/2001 to 12/2017)
DEA: BW7078353
275 Sacramento St
San Francisco, CA 94111

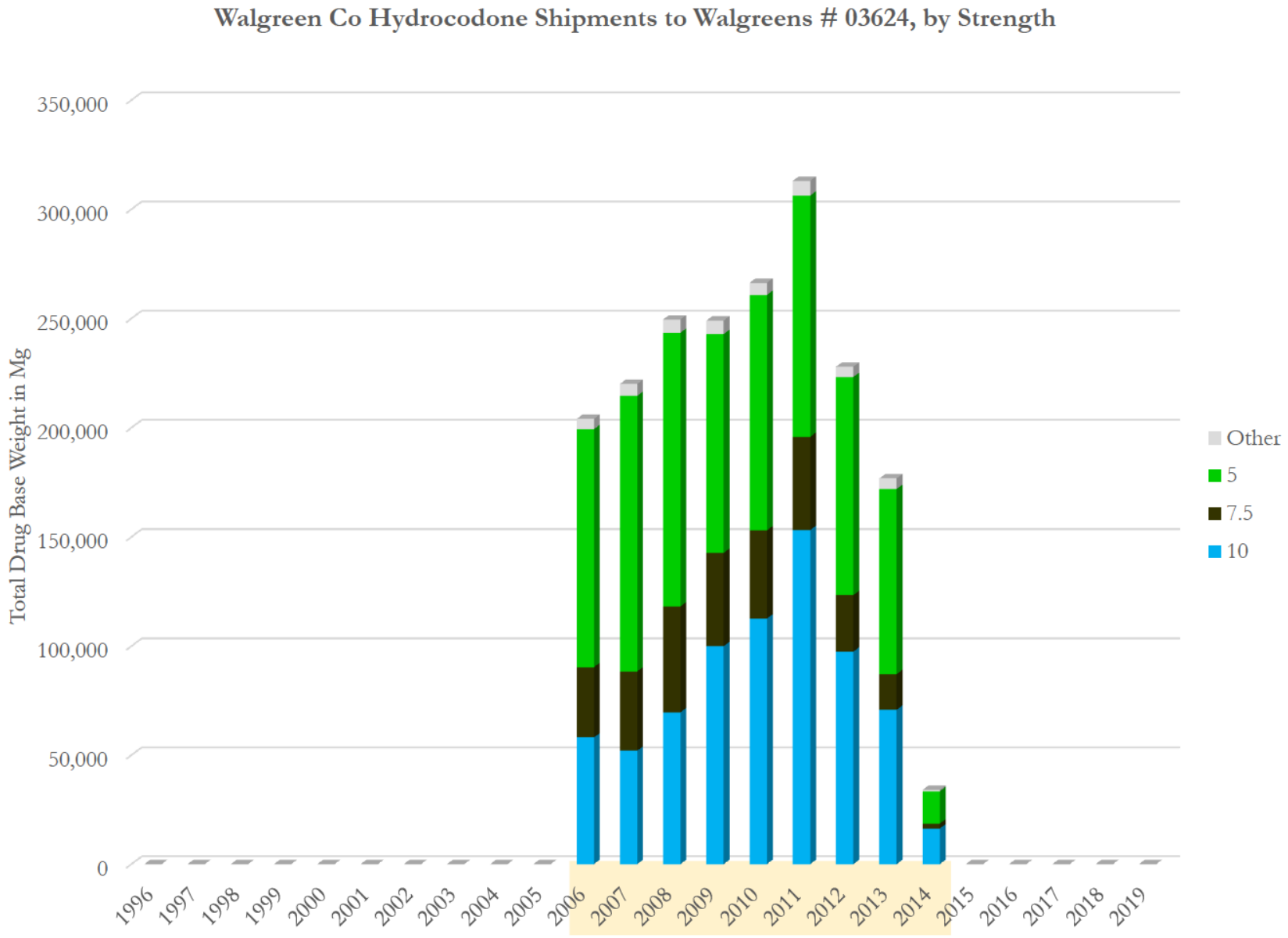

Data source: ARCOS (2006-2014) and Defendant Distribution Data (Walgreens 1/2006 - 3/2014)

Walgreens # 03624 (2/2001 to 12/2017)
DEA: BW7078353
275 Sacramento St
San Francisco, CA 94111

Walgreen Co Hydrocodone Shipments to Walgreens # 03624, by Strength
(Total Dosage Units)

Strength Year\	10	7.5	5	Other	Total	Avg. Str
1996	0	0	0	0	**0**	
1997	0	0	0	0	**0**	
1998	0	0	0	0	**0**	
1999	0	0	0	0	**0**	
2000	0	0	0	0	**0**	
2001	0	0	0	0	**0**	
2002	0	0	0	0	**0**	
2003	0	0	0	0	**0**	
2004	0	0	0	0	**0**	
2005	0	0	0	0	**0**	
2006	9,600	7,100	36,000	0	**52,700**	6.25
2007	8,600	8,000	41,700	0	**58,300**	6.08
2008	11,500	10,700	41,400	0	**63,600**	6.32
2009	16,520	9,400	33,100	0	**59,020**	6.80
2010	18,600	8,900	35,600	0	**63,100**	6.83
2011	25,300	9,400	36,500	0	**71,200**	7.11
2012	16,100	5,700	33,000	0	**54,800**	6.73
2013	11,700	3,600	28,000	0	**43,300**	6.56
2014	2,700	500	4,900	0	**8,100**	6.82
2015	0	0	0	0	**0**	
2016	0	0	0	0	**0**	
2017	0	0	0	0	**0**	
2018	0	0	0	0	**0**	
2019	0	0	0	0	**0**	
Total	**120,620**	**63,300**	**290,200**	**0**	**474,120**	6.61

Data source: ARCOS (2006-2014) and Defendant Distribution Data (Walgreens 1/2006 - 3/2014)

Walgreens # 03624 (2/2001 to 12/2017)
DEA: BW7078353
275 Sacramento St
San Francisco, CA 94111

Walgreen Co Hydrocodone Shipments to Walgreens # 03624, by Strength (Total MME)

Strength Year\	10	7.5	5	Other	Total	Avg. Str
1996	0	0	0	0	**0**	
1997	0	0	0	0	**0**	
1998	0	0	0	0	**0**	
1999	0	0	0	0	**0**	
2000	0	0	0	0	**0**	
2001	0	0	0	0	**0**	
2002	0	0	0	0	**0**	
2003	0	0	0	0	**0**	
2004	0	0	0	0	**0**	
2005	0	0	0	0	**0**	
2006	58,118	32,238	108,972	4,726	**204,054**	6.25
2007	52,064	36,324	126,226	5,442	**220,056**	6.08
2008	69,621	48,583	125,318	6,015	**249,537**	6.32
2009	100,012	42,681	100,194	6,158	**249,045**	6.80
2010	112,604	40,410	107,761	5,586	**266,362**	6.83
2011	153,166	42,681	110,486	6,732	**313,064**	7.11
2012	97,469	25,881	99,891	4,727	**227,968**	6.73
2013	70,832	16,346	84,756	4,870	**176,803**	6.56
2014	16,346	2,270	14,832	573	**34,021**	6.82
2015	0	0	0	0	**0**	
2016	0	0	0	0	**0**	
2017	0	0	0	0	**0**	
2018	0	0	0	0	**0**	
2019	0	0	0	0	**0**	
Total	**730,233**	**287,414**	**878,435**	**44,829**	**1,940,912**	6.61

Data source: ARCOS (2006-2014) and Defendant Distribution Data (Walgreens 1/2006 - 3/2014)

Walgreens # 03624 (2/2001 to 12/2017)
DEA: BW7078353
275 Sacramento St
San Francisco, CA 94111

Walgreen Co Hydrocodone Shipments to Walgreens # 03624, by Strength
(Total Drug Base Weight in Milligram)

Strength Year\	10	7.5	5	Other	Total	Avg. Str
1996	0	0	0	0	**0**	
1997	0	0	0	0	**0**	
1998	0	0	0	0	**0**	
1999	0	0	0	0	**0**	
2000	0	0	0	0	**0**	
2001	0	0	0	0	**0**	
2002	0	0	0	0	**0**	
2003	0	0	0	0	**0**	
2004	0	0	0	0	**0**	
2005	0	0	0	0	**0**	
2006	58,118	32,238	108,972	4,726	**204,054**	6.25
2007	52,064	36,324	126,226	5,442	**220,056**	6.08
2008	69,621	48,583	125,318	6,015	**249,537**	6.32
2009	100,012	42,681	100,194	6,158	**249,045**	6.80
2010	112,604	40,410	107,761	5,586	**266,362**	6.83
2011	153,166	42,681	110,486	6,732	**313,064**	7.11
2012	97,469	25,881	99,891	4,727	**227,968**	6.73
2013	70,832	16,346	84,756	4,870	**176,803**	6.56
2014	16,346	2,270	14,832	573	**34,021**	6.82
2015	0	0	0	0	**0**	
2016	0	0	0	0	**0**	
2017	0	0	0	0	**0**	
2018	0	0	0	0	**0**	
2019	0	0	0	0	**0**	
Total	**730,233**	**287,414**	**878,435**	**44,829**	**1,940,912**	6.61

Data source: ARCOS (2006-2014) and Defendant Distribution Data (Walgreens 1/2006 - 3/2014)

Walgreens # 04264 (3/1999 to 5/2009)
DEA: BW5889398
2 West Portal
San Francisco, CA 94127

Walgreen Co Oxycodone Shipments to Walgreens # 04264

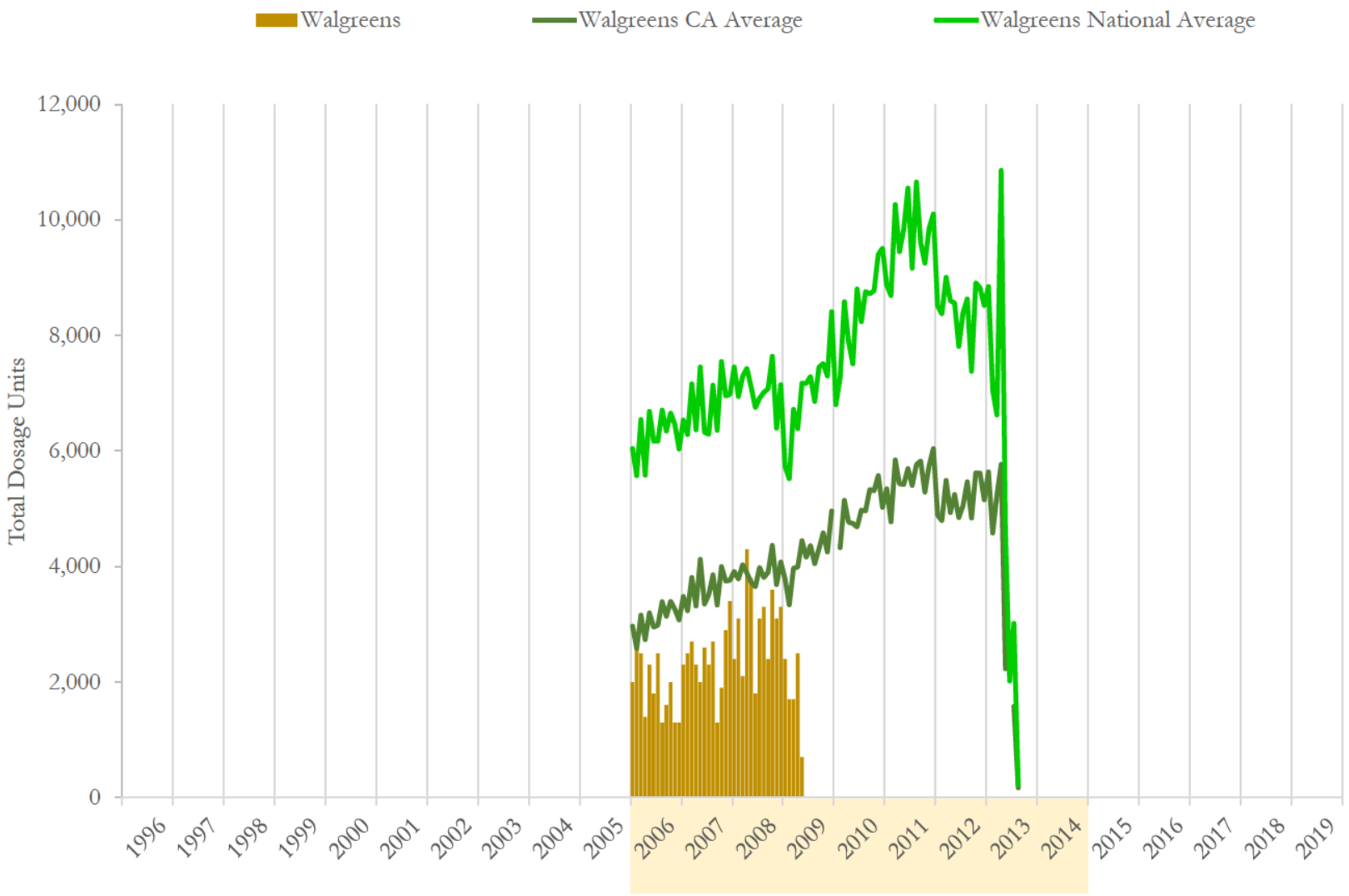

National and state averages reflect oxycodone shipped from Walgreen Co to all active pharmacies each month.
Data source: ARCOS (2006-2014) and Defendant Distribution Data (Walgreens 1/2006 - 3/2014)

Walgreens # 04264 (3/1999 to 5/2009)
DEA: BW5889398
2 West Portal
San Francisco, CA 94127

Walgreen Co Oxycodone Shipments to Walgreens # 04264

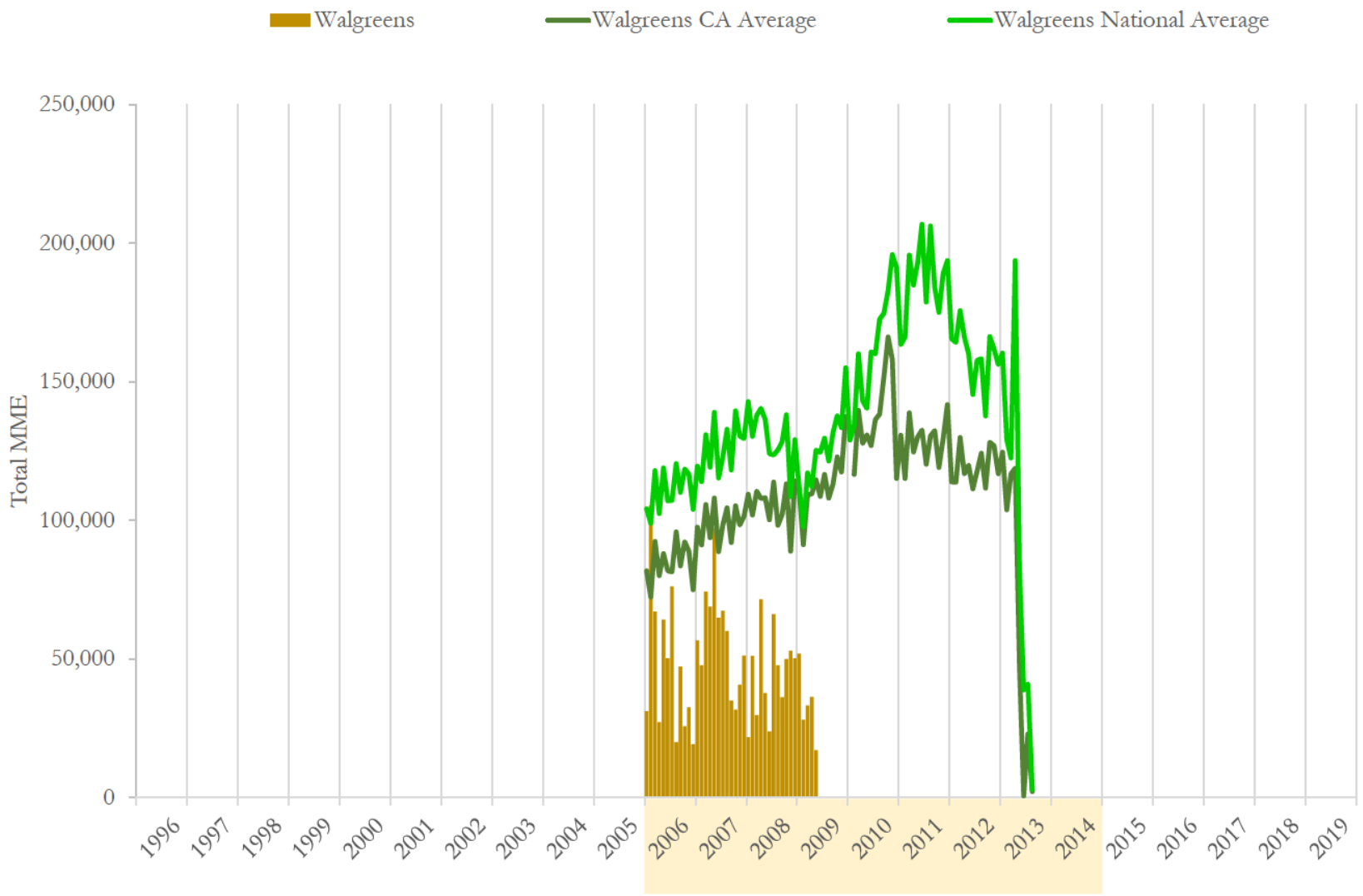

National and state averages reflect oxycodone shipped from Walgreen Co to all active pharmacies each month.
Data source: ARCOS (2006-2014) and Defendant Distribution Data (Walgreens 1/2006 - 3/2014)

Walgreens # 04264 (3/1999 to 5/2009)
DEA: BW5889398
2 West Portal
San Francisco, CA 94127

Walgreen Co Oxycodone Shipments to Walgreens # 04264

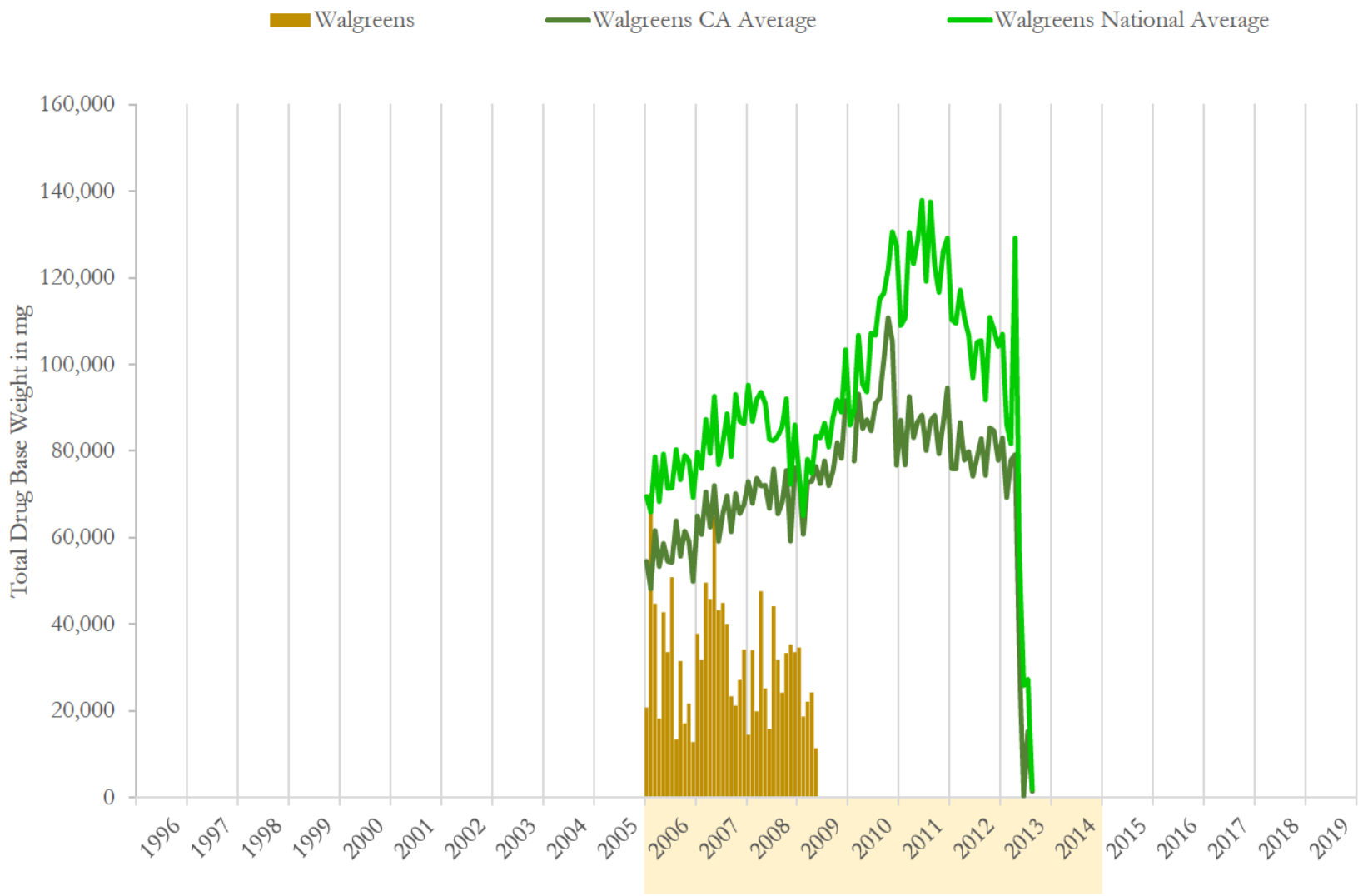

National and state averages reflect oxycodone shipped from Walgreen Co to all active pharmacies each month.
Data source: ARCOS (2006-2014) and Defendant Distribution Data (Walgreens 1/2006 - 3/2014)

Walgreens # 04264 (3/1999 to 5/2009)
DEA: BW5889398
2 West Portal
San Francisco, CA 94127

Walgreen Co Oxycodone Shipments to Walgreens # 04264

	Dosage Units		MME		Drug Base Weight in mg	
Date	Walgreens	% Change	Walgreens	% Change	Walgreens	% Change
01/2006	2,000	n/a	31,198	n/a	20,799	n/a
02/2006	2,800	40.0%	105,428	237.9%	70,286	237.9%
03/2006	2,500	-10.7%	67,147	-36.3%	44,765	-36.3%
04/2006	1,400	-44.0%	27,298	-59.3%	18,199	-59.3%
05/2006	2,300	64.3%	64,145	135.0%	42,763	135.0%
06/2006	1,800	-21.7%	50,294	-21.6%	33,529	-21.6%
07/2006	2,500	38.9%	76,247	51.6%	50,832	51.6%
08/2006	1,300	-48.0%	20,104	-73.6%	13,403	-73.6%
09/2006	1,600	23.1%	47,335	135.5%	31,557	135.5%
10/2006	2,000	25.0%	25,729	-45.6%	17,153	-45.6%
11/2006	1,300	-35.0%	32,520	26.4%	21,680	26.4%
12/2006	1,300	0.0%	19,286	-40.7%	12,857	-40.7%
01/2007	2,300	76.9%	56,726	194.1%	37,817	194.1%
02/2007	2,500	8.7%	47,739	-15.8%	31,826	-15.8%
03/2007	2,700	8.0%	74,366	55.8%	49,577	55.8%
04/2007	2,300	-14.8%	68,817	-7.5%	45,878	-7.5%
05/2007	2,000	-13.0%	97,360	41.5%	64,907	41.5%
06/2007	2,600	30.0%	64,938	-33.3%	43,292	-33.3%
07/2007	2,300	-11.5%	67,378	3.8%	44,919	3.8%
08/2007	2,700	17.4%	60,076	-10.8%	40,051	-10.8%
09/2007	1,300	-51.9%	35,017	-41.7%	23,345	-41.7%
10/2007	1,900	46.2%	31,790	-9.2%	21,193	-9.2%
11/2007	2,900	52.6%	40,747	28.2%	27,165	28.2%
12/2007	3,400	17.2%	51,147	25.5%	34,098	25.5%

Data source: ARCOS (2006-2014) and Defendant Distribution Data (Walgreens 1/2006 - 3/2014)

Walgreens # 04264 (3/1999 to 5/2009)
DEA: BW5889398
2 West Portal
San Francisco, CA 94127

Walgreen Co Oxycodone Shipments to Walgreens # 04264

	Dosage Units		MME		Drug Base Weight in mg	
Date	Walgreens	% Change	Walgreens	% Change	Walgreens	% Change
01/2008	2,400	-29.4%	21,791	-57.4%	14,527	-57.4%
02/2008	3,100	29.2%	51,046	134.3%	34,031	134.3%
03/2008	2,100	-32.3%	29,779	-41.7%	19,853	-41.7%
04/2008	4,300	104.8%	71,432	139.9%	47,621	139.9%
05/2008	3,800	-11.6%	37,719	-47.2%	25,146	-47.2%
06/2008	1,800	-52.6%	23,802	-36.9%	15,868	-36.9%
07/2008	3,100	72.2%	66,162	178.0%	44,108	178.0%
08/2008	3,300	6.5%	47,739	-27.8%	31,826	-27.8%
09/2008	2,400	-27.3%	36,241	-24.1%	24,161	-24.1%
10/2008	3,600	50.0%	50,025	38.0%	33,350	38.0%
11/2008	3,100	-13.9%	52,983	5.9%	35,322	5.9%
12/2008	3,300	6.5%	50,294	-5.1%	33,529	-5.1%
01/2009	2,400	-27.3%	51,975	3.3%	34,650	3.3%
02/2009	1,700	-29.2%	28,038	-46.1%	18,692	-46.1%
03/2009	1,700	0.0%	33,148	18.2%	22,099	18.2%
04/2009	2,500	47.1%	36,308	9.5%	24,206	9.5%
05/2009	700	-72.0%	17,078	-53.0%	11,386	-53.0%
06/2009	0	-100.0%	0	-100.0%	0	-100.0%
07/2009	0	n/a	0	n/a	0	n/a
08/2009	0	n/a	0	n/a	0	n/a
09/2009	0	n/a	0	n/a	0	n/a
10/2009	0	n/a	0	n/a	0	n/a
11/2009	0	n/a	0	n/a	0	n/a
12/2009	0	n/a	0	n/a	0	n/a

Data source: ARCOS (2006-2014) and Defendant Distribution Data (Walgreens 1/2006 - 3/2014)

Walgreens # 04264 (3/1999 to 5/2009)
DEA: BW5889398
2 West Portal
San Francisco, CA 94127

Walgreen Co Oxycodone Shipments to Walgreens # 04264

	Dosage Units		MME		Drug Base Weight in mg	
Date	Walgreens	% Change	Walgreens	% Change	Walgreens	% Change
1996	0		0		0	
1997	0	n/a	0	n/a	0	n/a
1998	0	n/a	0	n/a	0	n/a
1999	0	n/a	0	n/a	0	n/a
2000	0	n/a	0	n/a	0	n/a
2001	0	n/a	0	n/a	0	n/a
2002	0	n/a	0	n/a	0	n/a
2003	0	n/a	0	n/a	0	n/a
2004	0	n/a	0	n/a	0	n/a
2005	0	n/a	0	n/a	0	n/a
2006	22,800	n/a	566,732	n/a	377,821	n/a
2007	28,900	26.8%	696,100	22.8%	464,067	22.8%
2008	36,300	25.6%	539,012	-22.6%	359,342	-22.6%
2009	9,000	-75.2%	166,547	-69.1%	111,032	-69.1%
2010	0	-100.0%	0	-100.0%	0	-100.0%
2011	0	n/a	0	n/a	0	n/a
2012	0	n/a	0	n/a	0	n/a
2013	0	n/a	0	n/a	0	n/a
2014	0	n/a	0	n/a	0	n/a
2015	0	n/a	0	n/a	0	n/a
2016	0	n/a	0	n/a	0	n/a
2017	0	n/a	0	n/a	0	n/a
2018	0	n/a	0	n/a	0	n/a
2019	0	n/a	0	n/a	0	n/a
Total	**97,000**		**1,968,392**		**1,312,261**	

Data source: ARCOS (2006-2014) and Defendant Distribution Data (Walgreens 1/2006 - 3/2014)

Walgreens # 04264 (3/1999 to 5/2009)
DEA: BW5889398
2 West Portal
San Francisco, CA 94127

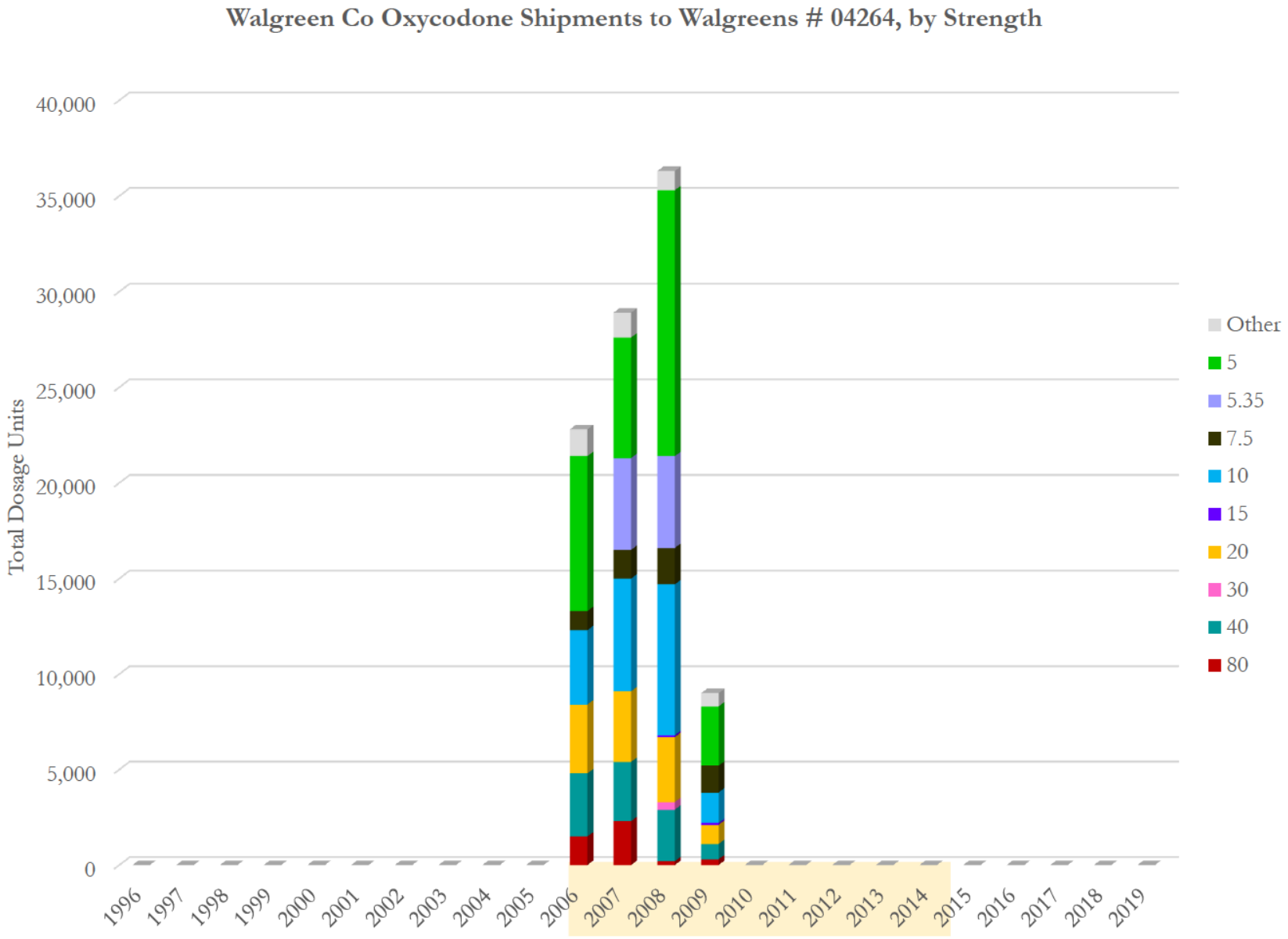

Data source: ARCOS (2006-2014) and Defendant Distribution Data (Walgreens 1/2006 - 3/2014)

Walgreens # 04264 (3/1999 to 5/2009)
DEA: BW5889398
2 West Portal
San Francisco, CA 94127

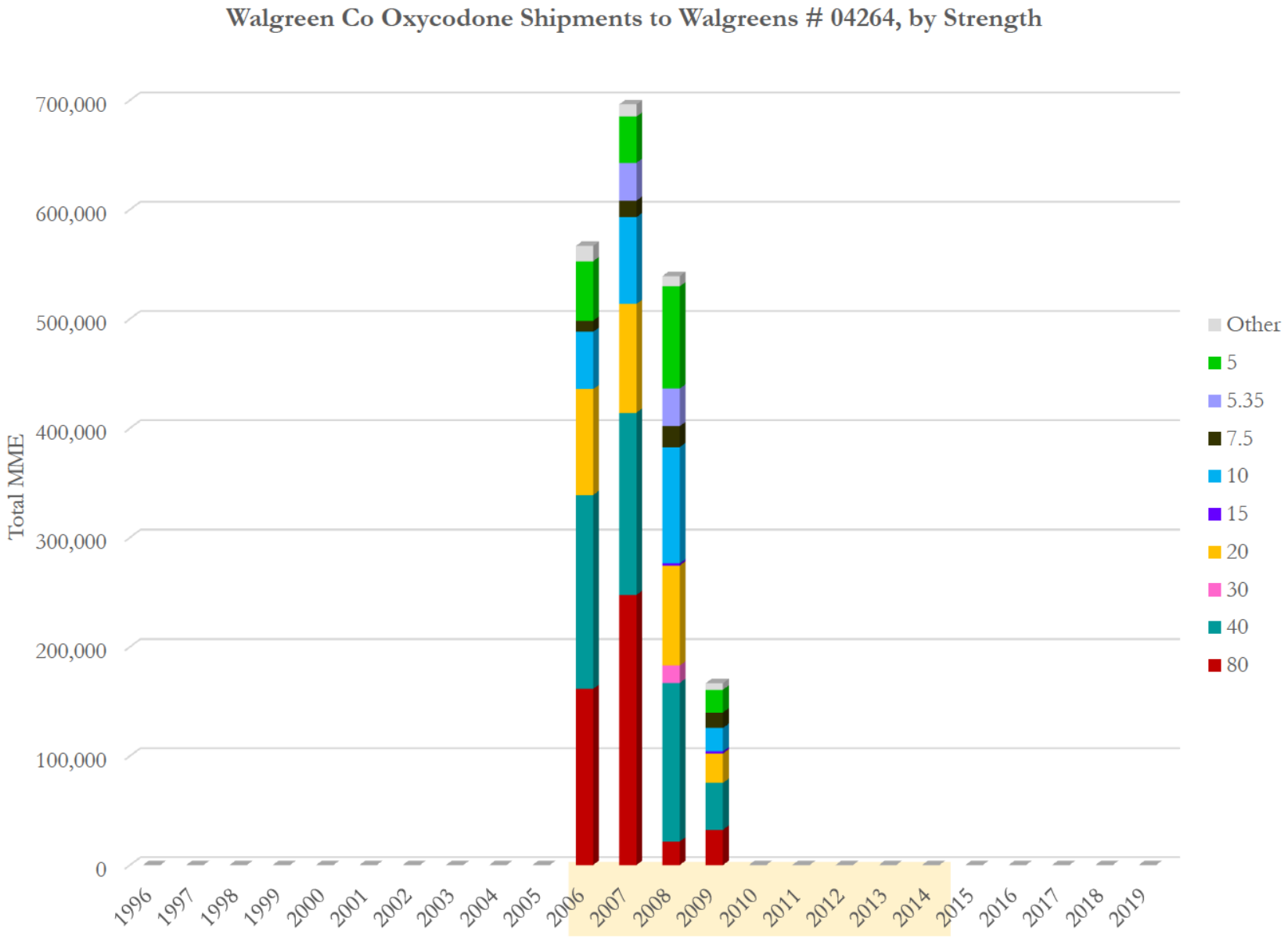

Data source: ARCOS (2006-2014) and Defendant Distribution Data (Walgreens 1/2006 - 3/2014)

Walgreens # 04264 (3/1999 to 5/2009)
DEA: BW5889398
2 West Portal
San Francisco, CA 94127

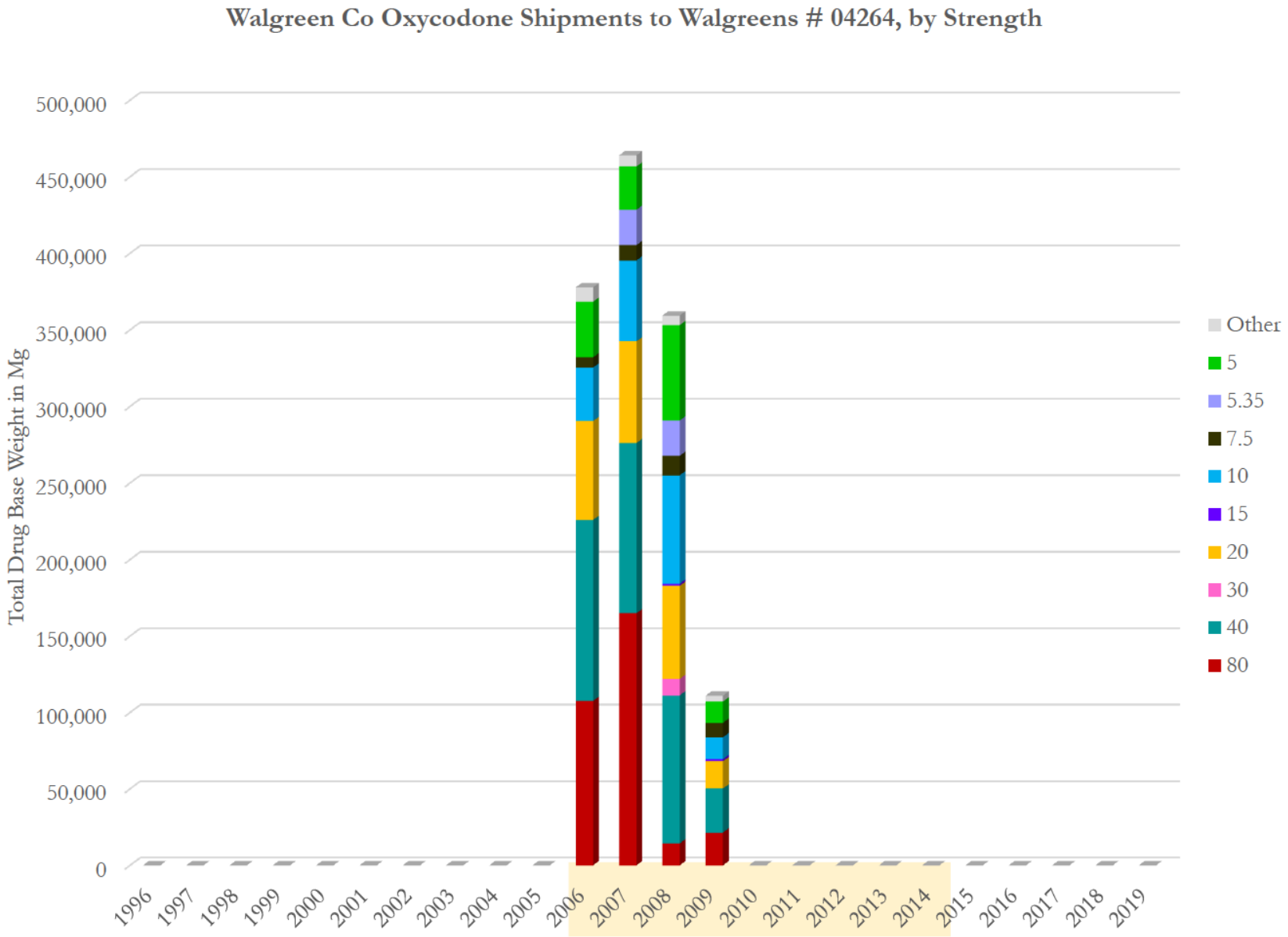

Data source: ARCOS (2006-2014) and Defendant Distribution Data (Walgreens 1/2006 - 3/2014)

Walgreens # 04264 (3/1999 to 5/2009)
DEA: BW5889398
2 West Portal
San Francisco, CA 94127

Walgreen Co Oxycodone Shipments to Walgreens # 04264, by Strength
(Total Dosage Units)

Strength Year\	80	40	30	20	15	10	7.5	5.35	5	Other	Total	Avg. Str
1996	0	0	0	0	0	0	0	0	0	0	**0**	
1997	0	0	0	0	0	0	0	0	0	0	**0**	
1998	0	0	0	0	0	0	0	0	0	0	**0**	
1999	0	0	0	0	0	0	0	0	0	0	**0**	
2000	0	0	0	0	0	0	0	0	0	0	**0**	
2001	0	0	0	0	0	0	0	0	0	0	**0**	
2002	0	0	0	0	0	0	0	0	0	0	**0**	
2003	0	0	0	0	0	0	0	0	0	0	**0**	
2004	0	0	0	0	0	0	0	0	0	0	**0**	
2005	0	0	0	0	0	0	0	0	0	0	**0**	
2006	1,500	3,300	0	3,600	0	3,900	1,000	0	8,100	1,400	**22,800**	19.21
2007	2,300	3,100	0	3,700	0	5,900	1,500	4,800	6,300	1,300	**28,900**	18.46
2008	200	2,700	400	3,400	100	7,900	1,900	4,800	13,900	1,000	**36,300**	11.16
2009	300	800	0	1,000	100	1,600	1,400	0	3,100	700	**9,000**	14.40
2010	0	0	0	0	0	0	0	0	0	0	**0**	
2011	0	0	0	0	0	0	0	0	0	0	**0**	
2012	0	0	0	0	0	0	0	0	0	0	**0**	
2013	0	0	0	0	0	0	0	0	0	0	**0**	
2014	0	0	0	0	0	0	0	0	0	0	**0**	
2015	0	0	0	0	0	0	0	0	0	0	**0**	
2016	0	0	0	0	0	0	0	0	0	0	**0**	
2017	0	0	0	0	0	0	0	0	0	0	**0**	
2018	0	0	0	0	0	0	0	0	0	0	**0**	
2019	0	0	0	0	0	0	0	0	0	0	**0**	
Total	**4,300**	**9,900**	**400**	**11,700**	**200**	**19,300**	**5,800**	**9,600**	**31,400**	**4,400**	**97,000**	15.48

Data source: ARCOS (2006-2014) and Defendant Distribution Data (Walgreens 1/2006 - 3/2014)

Walgreens # 04264 (3/1999 to 5/2009)
DEA: BW5889398
2 West Portal
San Francisco, CA 94127

Walgreen Co Oxycodone Shipments to Walgreens # 04264, by Strength (Total MME)

Strength Year\	80	40	30	20	15	10	7.5	5.35	5	Other	Total	Avg. Str
1996	0	0	0	0	0	0	0	0	0	0	**0**	
1997	0	0	0	0	0	0	0	0	0	0	**0**	
1998	0	0	0	0	0	0	0	0	0	0	**0**	
1999	0	0	0	0	0	0	0	0	0	0	**0**	
2000	0	0	0	0	0	0	0	0	0	0	**0**	
2001	0	0	0	0	0	0	0	0	0	0	**0**	
2002	0	0	0	0	0	0	0	0	0	0	**0**	
2003	0	0	0	0	0	0	0	0	0	0	**0**	
2004	0	0	0	0	0	0	0	0	0	0	**0**	
2005	0	0	0	0	0	0	0	0	0	0	**0**	
2006	161,370	177,507	0	96,822	0	52,445	10,086	0	54,462	14,040	**566,732**	19.21
2007	247,434	166,749	0	99,512	0	79,340	15,128	34,529	42,360	11,048	**696,100**	18.46
2008	21,516	145,233	16,137	91,443	2,017	106,235	19,163	34,529	93,460	9,279	**539,012**	11.16
2009	32,274	43,032	0	26,895	2,017	21,516	14,120	0	20,844	5,850	**166,547**	14.40
2010	0	0	0	0	0	0	0	0	0	0	**0**	
2011	0	0	0	0	0	0	0	0	0	0	**0**	
2012	0	0	0	0	0	0	0	0	0	0	**0**	
2013	0	0	0	0	0	0	0	0	0	0	**0**	
2014	0	0	0	0	0	0	0	0	0	0	**0**	
2015	0	0	0	0	0	0	0	0	0	0	**0**	
2016	0	0	0	0	0	0	0	0	0	0	**0**	
2017	0	0	0	0	0	0	0	0	0	0	**0**	
2018	0	0	0	0	0	0	0	0	0	0	**0**	
2019	0	0	0	0	0	0	0	0	0	0	**0**	
Total	**462,594**	**532,521**	**16,137**	**314,672**	**4,034**	**259,537**	**58,497**	**69,059**	**211,126**	**40,216**	**1,968,392**	15.48

Data source: ARCOS (2006-2014) and Defendant Distribution Data (Walgreens 1/2006 - 3/2014)

Walgreens # 04264 (3/1999 to 5/2009)
DEA: BW5889398
2 West Portal
San Francisco, CA 94127

Walgreen Co Oxycodone Shipments to Walgreens # 04264, by Strength
(Total Drug Base Weight in Milligram)

Strength Year\	80	40	30	20	15	10	7.5	5.35	5	Other	Total	Avg. Str
1996	0	0	0	0	0	0	0	0	0	0	**0**	
1997	0	0	0	0	0	0	0	0	0	0	**0**	
1998	0	0	0	0	0	0	0	0	0	0	**0**	
1999	0	0	0	0	0	0	0	0	0	0	**0**	
2000	0	0	0	0	0	0	0	0	0	0	**0**	
2001	0	0	0	0	0	0	0	0	0	0	**0**	
2002	0	0	0	0	0	0	0	0	0	0	**0**	
2003	0	0	0	0	0	0	0	0	0	0	**0**	
2004	0	0	0	0	0	0	0	0	0	0	**0**	
2005	0	0	0	0	0	0	0	0	0	0	**0**	
2006	107,580	118,338	0	64,548	0	34,964	6,724	0	36,308	9,360	**377,821**	19.21
2007	164,956	111,166	0	66,341	0	52,894	10,086	23,020	28,240	7,366	**464,067**	18.46
2008	14,344	96,822	10,758	60,962	1,345	70,824	12,775	23,020	62,307	6,186	**359,342**	11.16
2009	21,516	28,688	0	17,930	1,345	14,344	9,413	0	13,896	3,900	**111,032**	14.40
2010	0	0	0	0	0	0	0	0	0	0	**0**	
2011	0	0	0	0	0	0	0	0	0	0	**0**	
2012	0	0	0	0	0	0	0	0	0	0	**0**	
2013	0	0	0	0	0	0	0	0	0	0	**0**	
2014	0	0	0	0	0	0	0	0	0	0	**0**	
2015	0	0	0	0	0	0	0	0	0	0	**0**	
2016	0	0	0	0	0	0	0	0	0	0	**0**	
2017	0	0	0	0	0	0	0	0	0	0	**0**	
2018	0	0	0	0	0	0	0	0	0	0	**0**	
2019	0	0	0	0	0	0	0	0	0	0	**0**	
Total	**308,396**	**355,014**	**10,758**	**209,781**	**2,690**	**173,025**	**38,998**	**46,039**	**140,751**	**26,811**	**1,312,261**	15.48

Data source: ARCOS (2006-2014) and Defendant Distribution Data (Walgreens 1/2006 - 3/2014)

Walgreens # 04264 (3/1999 to 5/2009)
DEA: BW5889398
2 West Portal
San Francisco, CA 94127

Walgreen Co Hydrocodone Shipments to Walgreens # 04264

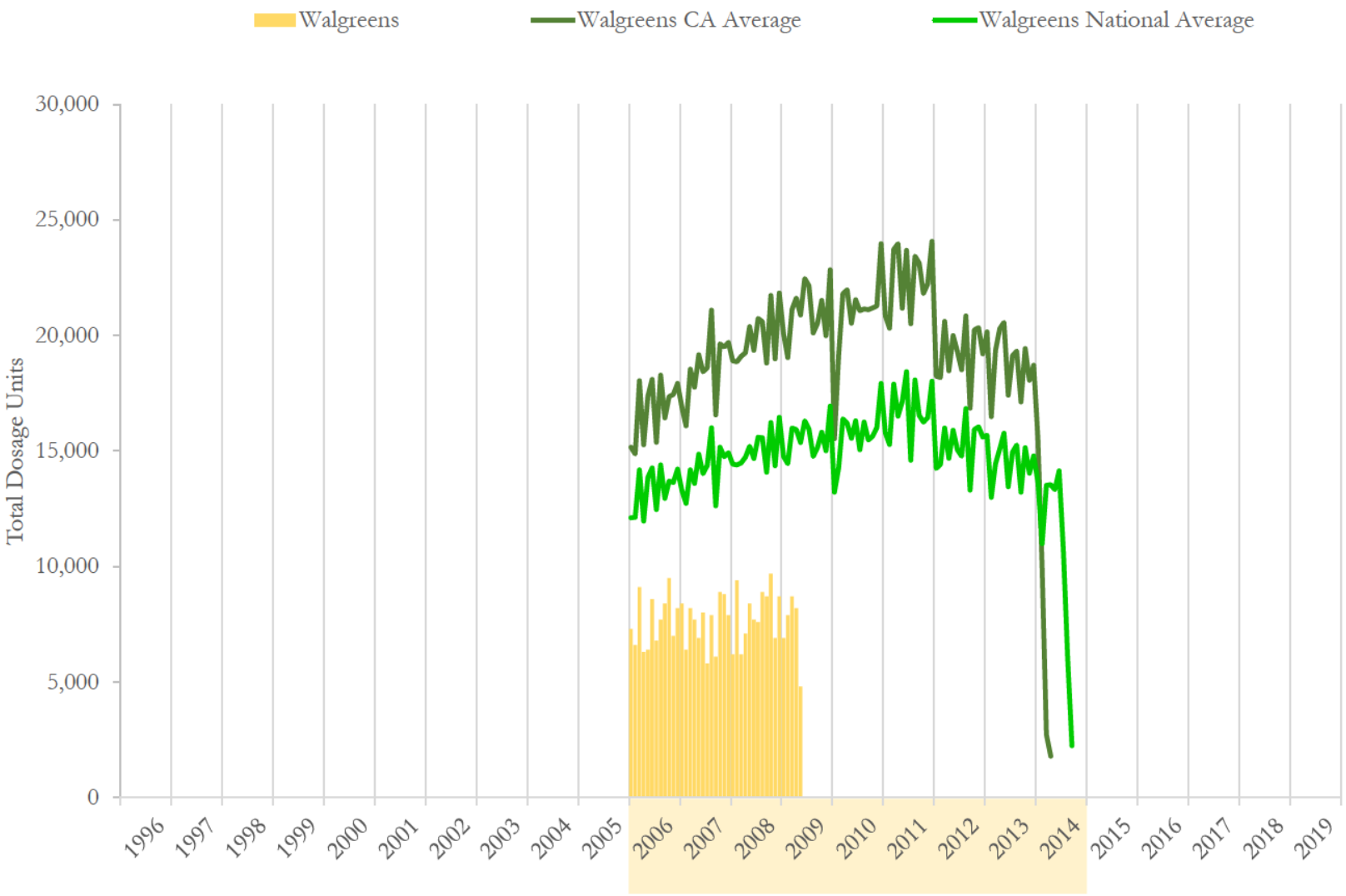

National and state averages reflect hydrocodone shipped from Walgreen Co to all active pharmacies each month.
Data source: ARCOS (2006-2014) and Defendant Distribution Data (Walgreens 1/2006 - 3/2014)

Walgreens # 04264 (3/1999 to 5/2009)
DEA: BW5889398
2 West Portal
San Francisco, CA 94127

Walgreen Co Hydrocodone Shipments to Walgreens # 04264

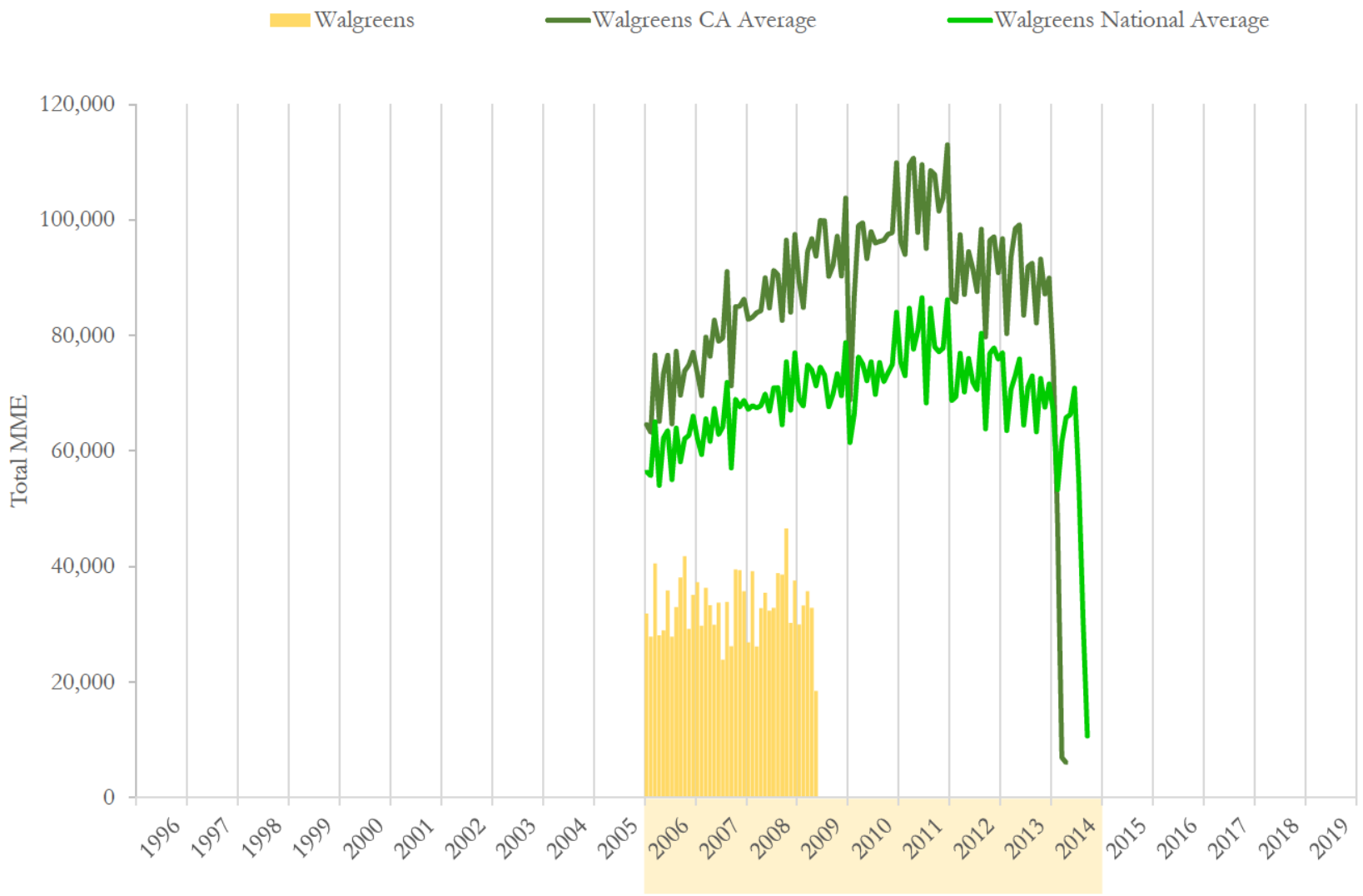

National and state averages reflect hydrocodone shipped from Walgreen Co to all active pharmacies each month.
Data source: ARCOS (2006-2014) and Defendant Distribution Data (Walgreens 1/2006 - 3/2014)

Walgreens # 04264 (3/1999 to 5/2009)
DEA: BW5889398
2 West Portal
San Francisco, CA 94127

Walgreen Co Hydrocodone Shipments to Walgreens # 04264

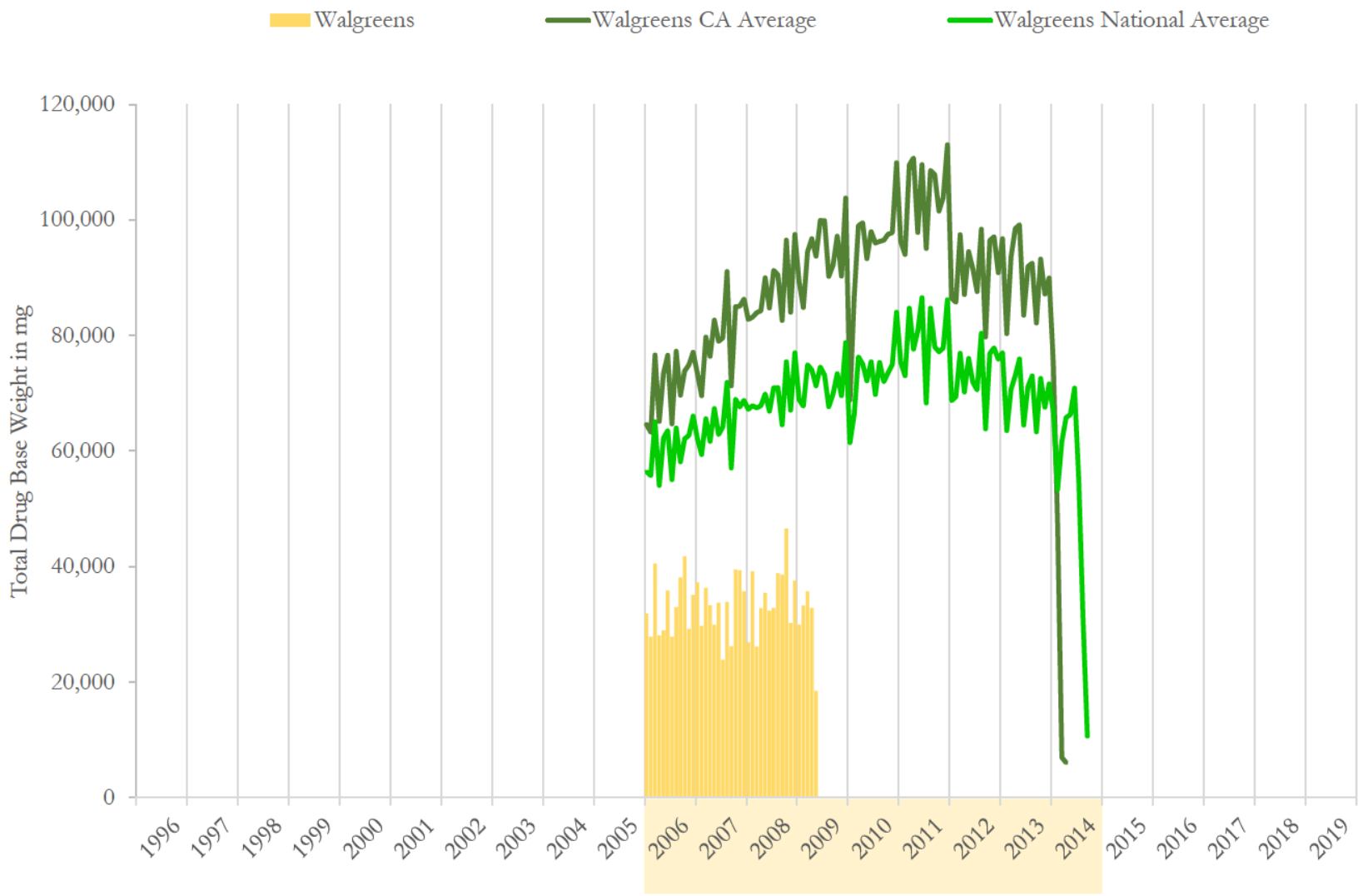

National and state averages reflect hydrocodone shipped from Walgreen Co to all active pharmacies each month.
Data source: ARCOS (2006-2014) and Defendant Distribution Data (Walgreens 1/2006 - 3/2014)

Walgreens # 04264 (3/1999 to 5/2009)
DEA: BW5889398
2 West Portal
San Francisco, CA 94127

Walgreen Co Hydrocodone Shipments to Walgreens # 04264

	Dosage Units		MME		Drug Base Weight in mg	
Date	Walgreens	% Change	Walgreens	% Change	Walgreens	% Change
01/2006	7,300	n/a	31,837	n/a	31,837	n/a
02/2006	6,600	-9.6%	27,832	-12.6%	27,832	-12.6%
03/2006	9,100	37.9%	40,529	45.6%	40,529	45.6%
04/2006	6,300	-30.8%	28,094	-30.7%	28,094	-30.7%
05/2006	6,400	1.6%	28,908	2.9%	28,908	2.9%
06/2006	8,600	34.4%	35,870	24.1%	35,870	24.1%
07/2006	6,800	-20.9%	27,848	-22.4%	27,848	-22.4%
08/2006	7,700	13.2%	32,978	18.4%	32,978	18.4%
09/2006	8,400	9.1%	38,100	15.5%	38,100	15.5%
10/2006	9,500	13.1%	41,748	9.6%	41,748	9.6%
11/2006	7,000	-26.3%	29,211	-30.0%	29,211	-30.0%
12/2006	8,200	17.1%	35,064	20.0%	35,064	20.0%
01/2007	8,400	2.4%	37,294	6.4%	37,294	6.4%
02/2007	6,400	-23.8%	29,734	-20.3%	29,734	-20.3%
03/2007	8,200	28.1%	36,267	22.0%	36,267	22.0%
04/2007	7,700	-6.1%	33,273	-8.3%	33,273	-8.3%
05/2007	6,900	-10.4%	29,918	-10.1%	29,918	-10.1%
06/2007	8,000	15.9%	33,735	12.8%	33,735	12.8%
07/2007	5,800	-27.5%	23,881	-29.2%	23,881	-29.2%
08/2007	7,900	36.2%	33,862	41.8%	33,862	41.8%
09/2007	6,100	-22.8%	26,184	-22.7%	26,184	-22.7%
10/2007	8,900	45.9%	39,462	50.7%	39,462	50.7%
11/2007	8,800	-1.1%	39,343	-0.3%	39,343	-0.3%
12/2007	7,900	-10.2%	35,710	-9.2%	35,710	-9.2%

Data source: ARCOS (2006-2014) and Defendant Distribution Data (Walgreens 1/2006 - 3/2014)

Walgreens # 04264 (3/1999 to 5/2009)
DEA: BW5889398
2 West Portal
San Francisco, CA 94127

Walgreen Co Hydrocodone Shipments to Walgreens # 04264

	Dosage Units		MME		Drug Base Weight in mg	
Date	Walgreens	% Change	Walgreens	% Change	Walgreens	% Change
01/2008	6,200	-21.5%	26,883	-24.7%	26,883	-24.7%
02/2008	9,400	51.6%	39,183	45.8%	39,183	45.8%
03/2008	6,200	-34.0%	26,167	-33.2%	26,167	-33.2%
04/2008	7,100	14.5%	32,802	25.4%	32,802	25.4%
05/2008	8,400	18.3%	35,408	7.9%	35,408	7.9%
06/2008	7,700	-8.3%	32,365	-8.6%	32,365	-8.6%
07/2008	7,600	-1.3%	32,827	1.4%	32,827	1.4%
08/2008	8,900	17.1%	38,881	18.4%	38,881	18.4%
09/2008	8,700	-2.2%	38,578	-0.8%	38,578	-0.8%
10/2008	9,700	11.5%	46,600	20.8%	46,600	20.8%
11/2008	6,900	-28.9%	30,246	-35.1%	30,246	-35.1%
12/2008	8,700	26.1%	37,519	24.0%	37,519	24.0%
01/2009	6,900	-20.7%	29,959	-20.1%	29,959	-20.1%
02/2009	7,900	14.5%	33,232	10.9%	33,232	10.9%
03/2009	8,700	10.1%	35,719	7.5%	35,719	7.5%
04/2009	8,200	-5.7%	32,819	-8.1%	32,819	-8.1%
05/2009	4,800	-41.5%	18,465	-43.7%	18,465	-43.7%
06/2009	0	-100.0%	0	-100.0%	0	-100.0%
07/2009	0	n/a	0	n/a	0	n/a
08/2009	0	n/a	0	n/a	0	n/a
09/2009	0	n/a	0	n/a	0	n/a
10/2009	0	n/a	0	n/a	0	n/a
11/2009	0	n/a	0	n/a	0	n/a
12/2009	0	n/a	0	n/a	0	n/a

Data source: ARCOS (2006-2014) and Defendant Distribution Data (Walgreens 1/2006 - 3/2014)

Walgreens # 04264 (3/1999 to 5/2009)
DEA: BW5889398
2 West Portal
San Francisco, CA 94127

Walgreen Co Hydrocodone Shipments to Walgreens # 04264

	Dosage Units		MME		Drug Base Weight in mg	
Date	Walgreens	% Change	Walgreens	% Change	Walgreens	% Change
1996	0		0		0	
1997	0	n/a	0	n/a	0	n/a
1998	0	n/a	0	n/a	0	n/a
1999	0	n/a	0	n/a	0	n/a
2000	0	n/a	0	n/a	0	n/a
2001	0	n/a	0	n/a	0	n/a
2002	0	n/a	0	n/a	0	n/a
2003	0	n/a	0	n/a	0	n/a
2004	0	n/a	0	n/a	0	n/a
2005	0	n/a	0	n/a	0	n/a
2006	91,900	n/a	398,019	n/a	398,019	n/a
2007	91,000	-1.0%	398,662	0.2%	398,662	0.2%
2008	95,500	4.9%	417,458	4.7%	417,458	4.7%
2009	36,500	-61.8%	150,193	-64.0%	150,193	-64.0%
2010	0	-100.0%	0	-100.0%	0	-100.0%
2011	0	n/a	0	n/a	0	n/a
2012	0	n/a	0	n/a	0	n/a
2013	0	n/a	0	n/a	0	n/a
2014	0	n/a	0	n/a	0	n/a
2015	0	n/a	0	n/a	0	n/a
2016	0	n/a	0	n/a	0	n/a
2017	0	n/a	0	n/a	0	n/a
2018	0	n/a	0	n/a	0	n/a
2019	0	n/a	0	n/a	0	n/a
Total	**314,900**		**1,364,332**		**1,364,332**	

Data source: ARCOS (2006-2014) and Defendant Distribution Data (Walgreens 1/2006 - 3/2014)

Walgreens # 04264 (3/1999 to 5/2009)
DEA: BW5889398
2 West Portal
San Francisco, CA 94127

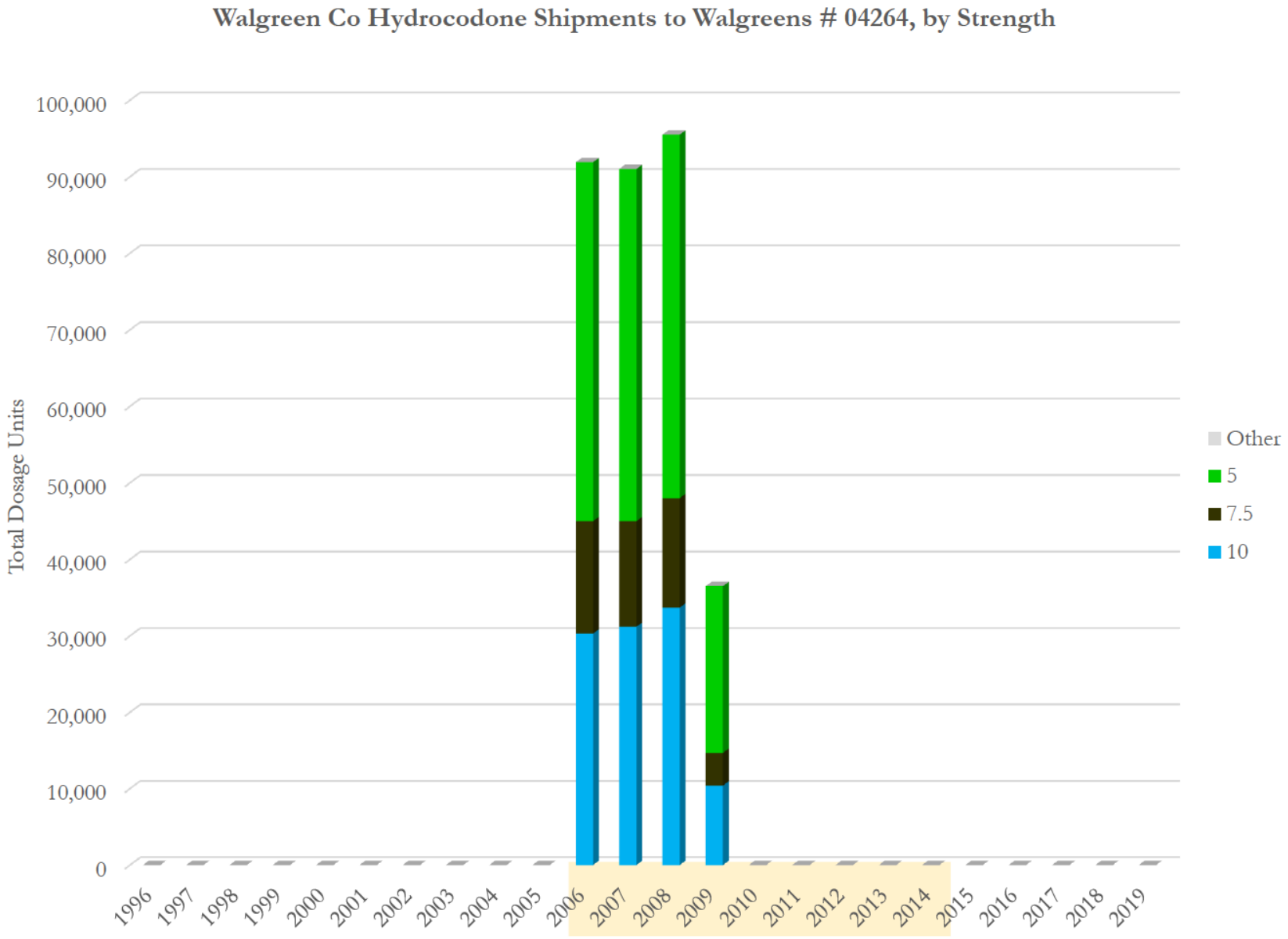

Data source: ARCOS (2006-2014) and Defendant Distribution Data (Walgreens 1/2006 - 3/2014)

Walgreens # 04264 (3/1999 to 5/2009)
DEA: BW5889398
2 West Portal
San Francisco, CA 94127

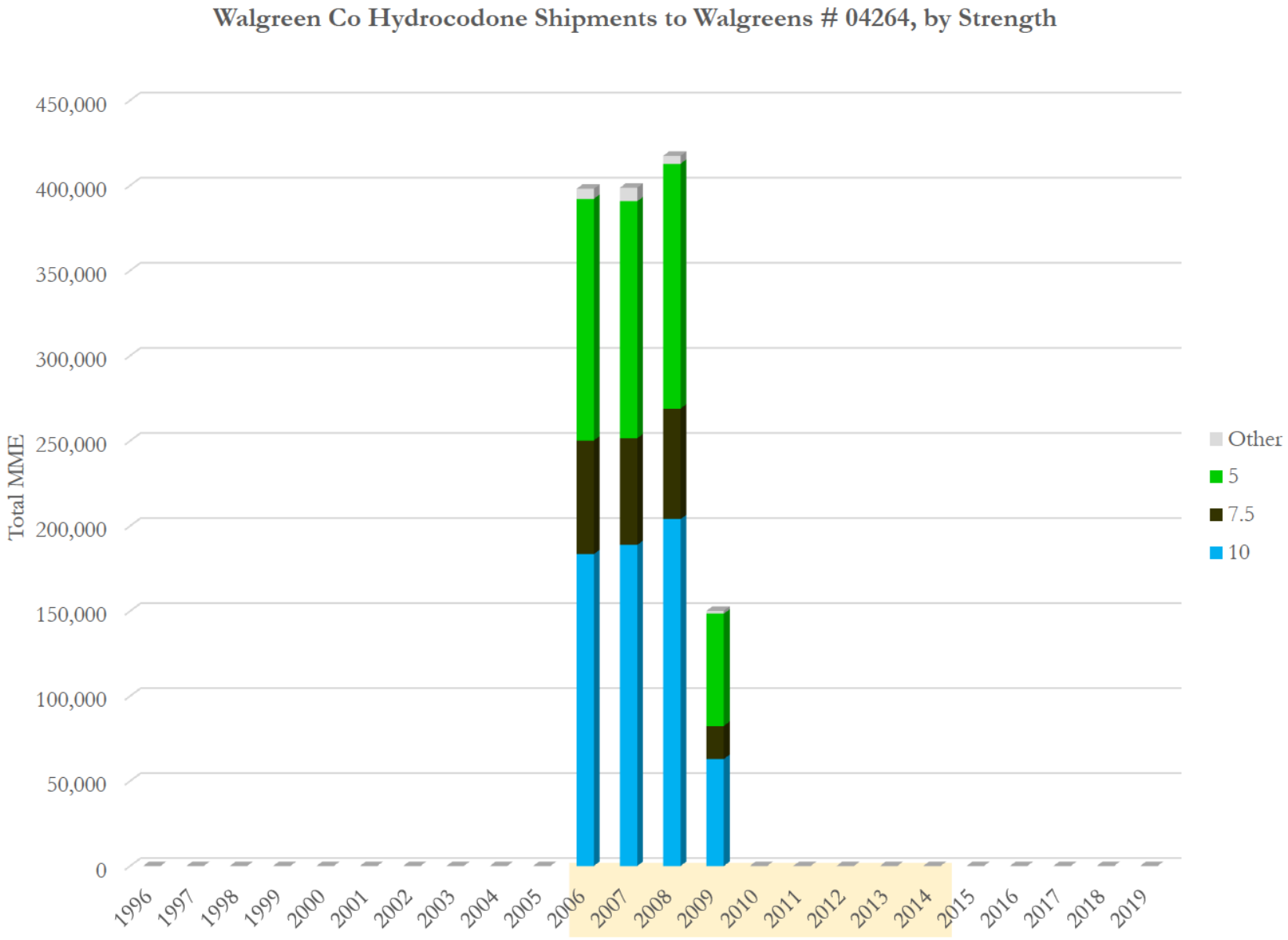

Data source: ARCOS (2006-2014) and Defendant Distribution Data (Walgreens 1/2006 - 3/2014)

Walgreens # 04264 (3/1999 to 5/2009)
DEA: BW5889398
2 West Portal
San Francisco, CA 94127

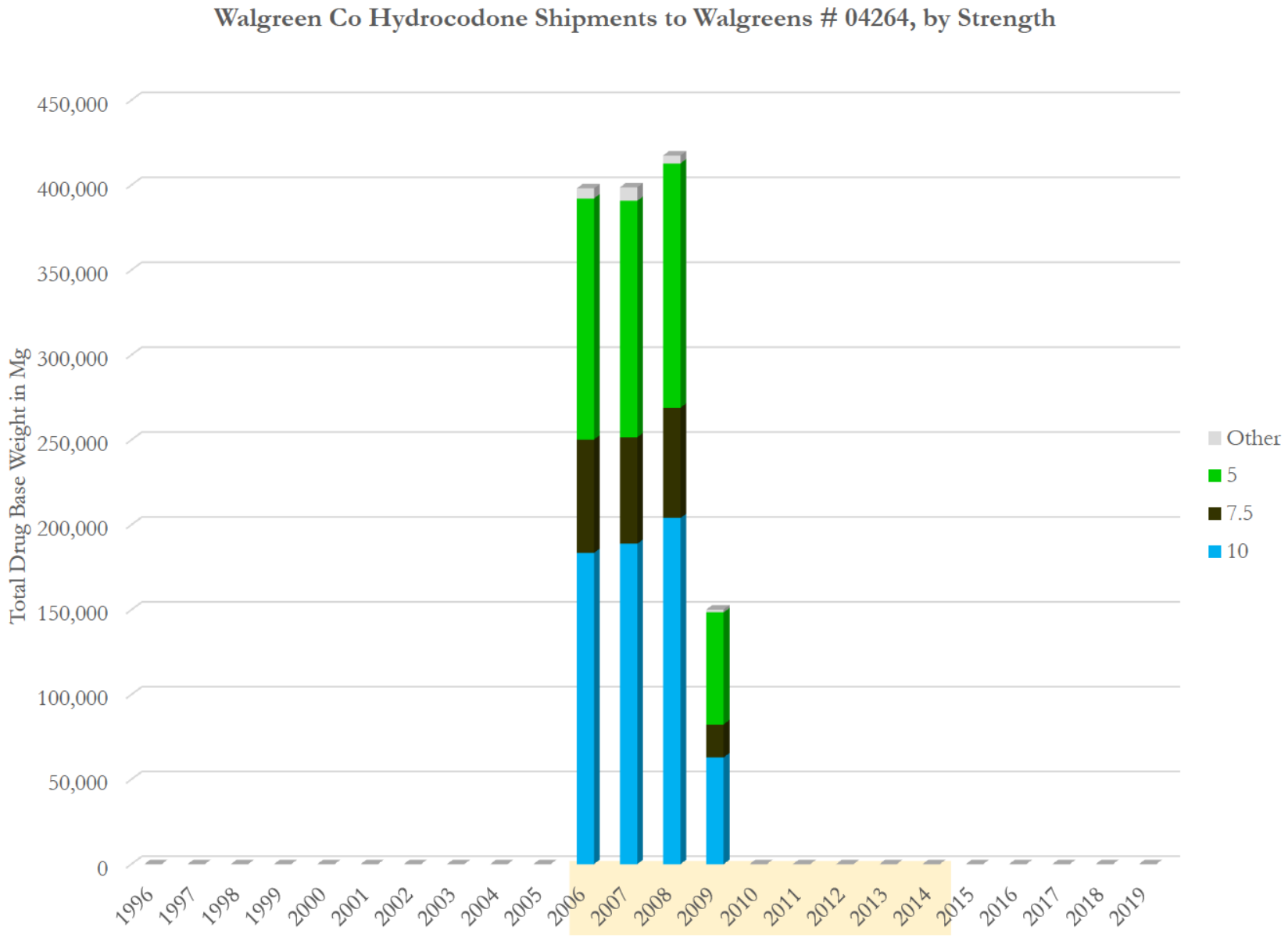

Data source: ARCOS (2006-2014) and Defendant Distribution Data (Walgreens 1/2006 - 3/2014)

Walgreens # 04264 (3/1999 to 5/2009)
DEA: BW5889398
2 West Portal
San Francisco, CA 94127

Walgreen Co Hydrocodone Shipments to Walgreens # 04264, by Strength
(Total Dosage Units)

Strength Year\	10	7.5	5	Other	Total	Avg. Str
1996	0	0	0	0	**0**	
1997	0	0	0	0	**0**	
1998	0	0	0	0	**0**	
1999	0	0	0	0	**0**	
2000	0	0	0	0	**0**	
2001	0	0	0	0	**0**	
2002	0	0	0	0	**0**	
2003	0	0	0	0	**0**	
2004	0	0	0	0	**0**	
2005	0	0	0	0	**0**	
2006	30,300	14,700	46,900	0	**91,900**	7.05
2007	31,200	13,800	46,000	0	**91,000**	7.09
2008	33,700	14,300	47,500	0	**95,500**	7.14
2009	10,400	4,300	21,800	0	**36,500**	6.72
2010	0	0	0	0	**0**	
2011	0	0	0	0	**0**	
2012	0	0	0	0	**0**	
2013	0	0	0	0	**0**	
2014	0	0	0	0	**0**	
2015	0	0	0	0	**0**	
2016	0	0	0	0	**0**	
2017	0	0	0	0	**0**	
2018	0	0	0	0	**0**	
2019	0	0	0	0	**0**	
Total	**105,600**	**47,100**	**162,200**	**0**	**314,900**	7.05

Data source: ARCOS (2006-2014) and Defendant Distribution Data (Walgreens 1/2006 - 3/2014)

Walgreens # 04264 (3/1999 to 5/2009)
DEA: BW5889398
2 West Portal
San Francisco, CA 94127

Walgreen Co Hydrocodone Shipments to Walgreens # 04264, by Strength (Total MME)

Strength Year\	10	7.5	5	Other	Total	Avg. Str
1996	0	0	0	0	**0**	
1997	0	0	0	0	**0**	
1998	0	0	0	0	**0**	
1999	0	0	0	0	**0**	
2000	0	0	0	0	**0**	
2001	0	0	0	0	**0**	
2002	0	0	0	0	**0**	
2003	0	0	0	0	**0**	
2004	0	0	0	0	**0**	
2005	0	0	0	0	**0**	
2006	183,436	66,745	141,966	5,872	**398,019**	7.05
2007	188,885	62,659	139,242	7,876	**398,662**	7.09
2008	204,020	64,929	143,783	4,726	**417,458**	7.14
2009	62,962	19,524	65,989	1,719	**150,193**	6.72
2010	0	0	0	0	**0**	
2011	0	0	0	0	**0**	
2012	0	0	0	0	**0**	
2013	0	0	0	0	**0**	
2014	0	0	0	0	**0**	
2015	0	0	0	0	**0**	
2016	0	0	0	0	**0**	
2017	0	0	0	0	**0**	
2018	0	0	0	0	**0**	
2019	0	0	0	0	**0**	
Total	**639,302**	**213,858**	**490,979**	**20,193**	**1,364,332**	7.05

Data source: ARCOS (2006-2014) and Defendant Distribution Data (Walgreens 1/2006 - 3/2014)

Walgreens # 04264 (3/1999 to 5/2009)
DEA: BW5889398
2 West Portal
San Francisco, CA 94127

Walgreen Co Hydrocodone Shipments to Walgreens # 04264, by Strength
(Total Drug Base Weight in Milligram)

Strength Year\	10	7.5	5	Other	Total	Avg. Str
1996	0	0	0	0	**0**	
1997	0	0	0	0	**0**	
1998	0	0	0	0	**0**	
1999	0	0	0	0	**0**	
2000	0	0	0	0	**0**	
2001	0	0	0	0	**0**	
2002	0	0	0	0	**0**	
2003	0	0	0	0	**0**	
2004	0	0	0	0	**0**	
2005	0	0	0	0	**0**	
2006	183,436	66,745	141,966	5,872	**398,019**	7.05
2007	188,885	62,659	139,242	7,876	**398,662**	7.09
2008	204,020	64,929	143,783	4,726	**417,458**	7.14
2009	62,962	19,524	65,989	1,719	**150,193**	6.72
2010	0	0	0	0	**0**	
2011	0	0	0	0	**0**	
2012	0	0	0	0	**0**	
2013	0	0	0	0	**0**	
2014	0	0	0	0	**0**	
2015	0	0	0	0	**0**	
2016	0	0	0	0	**0**	
2017	0	0	0	0	**0**	
2018	0	0	0	0	**0**	
2019	0	0	0	0	**0**	
Total	**639,302**	**213,858**	**490,979**	**20,193**	**1,364,332**	7.05

Data source: ARCOS (2006-2014) and Defendant Distribution Data (Walgreens 1/2006 - 3/2014)

Walgreens # 06291 (4/2002 to 12/2017)
DEA: BW7236789
116 New Montgomery St
San Francisco, CA 94105

Walgreen Co Oxycodone Shipments to Walgreens # 06291

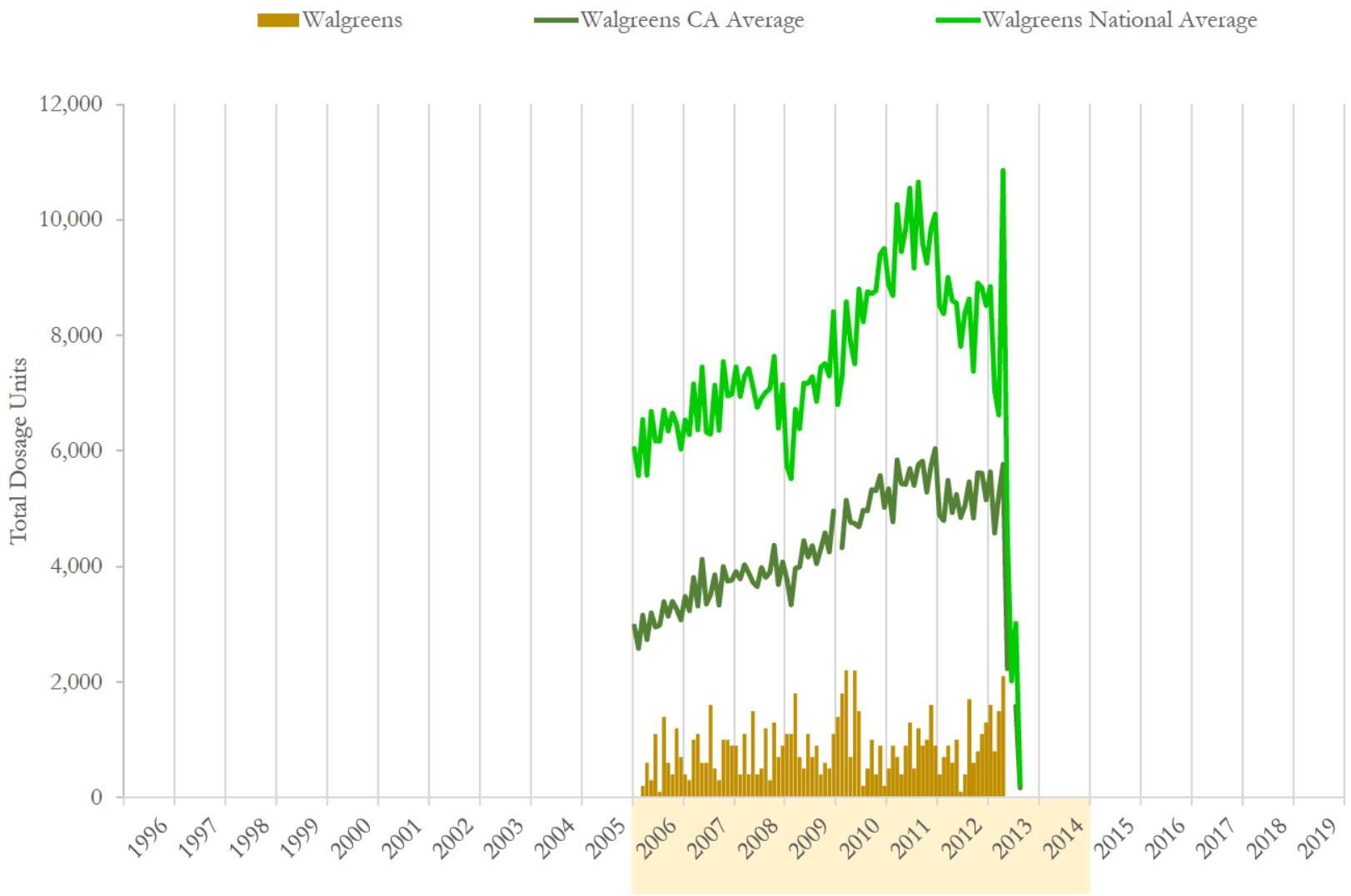

National and state averages reflect oxycodone shipped from Walgreen Co to all active pharmacies each month.
Data source: ARCOS (2006-2014) and Defendant Distribution Data (Walgreens 1/2006 - 3/2014)

Walgreens # 06291 (4/2002 to 12/2017)
DEA: BW7236789
116 New Montgomery St
San Francisco, CA 94105

Walgreen Co Oxycodone Shipments to Walgreens # 06291

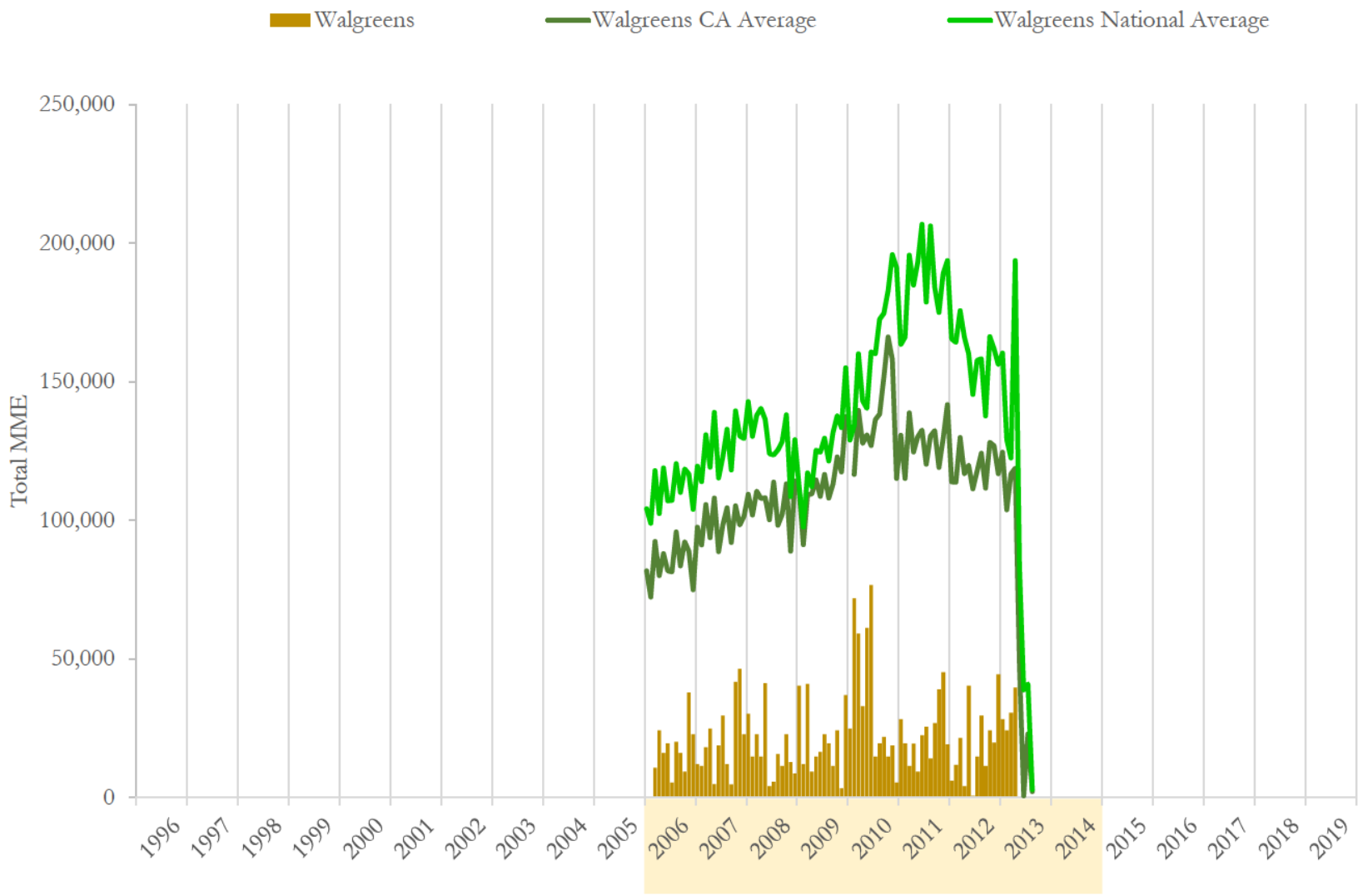

National and state averages reflect oxycodone shipped from Walgreen Co to all active pharmacies each month.
Data source: ARCOS (2006-2014) and Defendant Distribution Data (Walgreens 1/2006 - 3/2014)

Walgreens # 06291 (4/2002 to 12/2017)
DEA: BW7236789
116 New Montgomery St
San Francisco, CA 94105

Walgreen Co Oxycodone Shipments to Walgreens # 06291

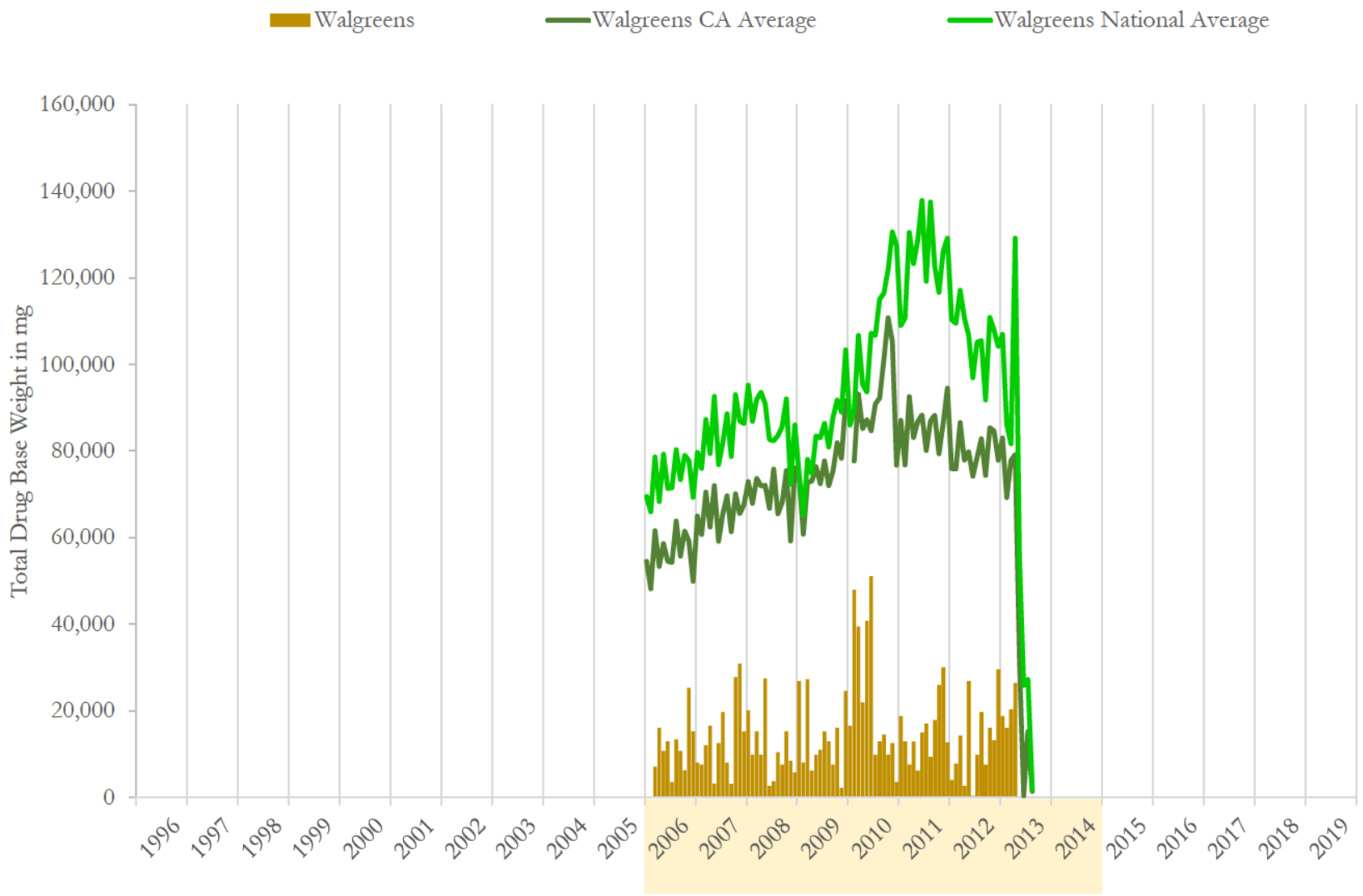

National and state averages reflect oxycodone shipped from Walgreen Co to all active pharmacies each month.
Data source: ARCOS (2006-2014) and Defendant Distribution Data (Walgreens 1/2006 - 3/2014)

Walgreens # 06291 (4/2002 to 12/2017)
DEA: BW7236789
116 New Montgomery St
San Francisco, CA 94105

Walgreen Co Oxycodone Shipments to Walgreens # 06291

	Dosage Units		MME		Drug Base Weight in mg	
Date	Walgreens	% Change	Walgreens	% Change	Walgreens	% Change
01/2006	0	n/a	0	n/a	0	n/a
02/2006	0	n/a	0	n/a	0	n/a
03/2006	200	n/a	10,758	n/a	7,172	n/a
04/2006	600	200.0%	24,205	125.0%	16,137	125.0%
05/2006	300	-50.0%	16,137	-33.3%	10,758	-33.3%
06/2006	1,100	266.7%	19,499	20.8%	12,999	20.8%
07/2006	100	-90.9%	5,379	-72.4%	3,586	-72.4%
08/2006	1,400	1300.0%	20,171	275.0%	13,448	275.0%
09/2006	600	-57.1%	16,137	-20.0%	10,758	-20.0%
10/2006	400	-33.3%	9,413	-41.7%	6,276	-41.7%
11/2006	1,200	200.0%	37,989	303.6%	25,326	303.6%
12/2006	700	-41.7%	22,861	-39.8%	15,240	-39.8%
01/2007	400	-42.9%	12,103	-47.1%	8,068	-47.1%
02/2007	300	-25.0%	11,430	-5.6%	7,620	-5.6%
03/2007	1,000	233.3%	18,154	58.8%	12,103	58.8%
04/2007	1,100	10.0%	24,878	37.0%	16,585	37.0%
05/2007	600	-45.5%	4,894	-80.3%	3,263	-80.3%
06/2007	600	0.0%	18,827	284.6%	12,551	284.6%
07/2007	1,600	166.7%	29,584	57.1%	19,723	57.1%
08/2007	500	-68.8%	12,103	-59.1%	8,069	-59.1%
09/2007	300	-40.0%	4,754	-60.7%	3,169	-60.7%
10/2007	1,000	233.3%	41,687	777.0%	27,791	777.0%
11/2007	1,000	0.0%	46,394	11.3%	30,929	11.3%
12/2007	900	-10.0%	22,861	-50.7%	15,240	-50.7%

Data source: ARCOS (2006-2014) and Defendant Distribution Data (Walgreens 1/2006 - 3/2014)

Walgreens # 06291 (4/2002 to 12/2017)
DEA: BW7236789
116 New Montgomery St
San Francisco, CA 94105

Walgreen Co Oxycodone Shipments to Walgreens # 06291

	Dosage Units		MME		Drug Base Weight in mg	
Date	Walgreens	% Change	Walgreens	% Change	Walgreens	% Change
01/2008	900	0.0%	30,257	32.4%	20,171	32.4%
02/2008	400	-55.6%	14,792	-51.1%	9,862	-51.1%
03/2008	1,100	175.0%	22,861	54.5%	15,240	54.5%
04/2008	400	-63.6%	14,792	-35.3%	9,862	-35.3%
05/2008	1,500	275.0%	41,284	179.1%	27,523	179.1%
06/2008	400	-73.3%	4,034	-90.2%	2,689	-90.2%
07/2008	500	25.0%	5,648	40.0%	3,765	40.0%
08/2008	1,200	140.0%	15,734	178.6%	10,489	178.6%
09/2008	300	-75.0%	11,430	-27.4%	7,620	-27.4%
10/2008	1,300	333.3%	22,861	100.0%	15,241	100.0%
11/2008	700	-46.2%	12,775	-44.1%	8,517	-44.1%
12/2008	900	28.6%	8,741	-31.6%	5,827	-31.6%
01/2009	1,100	22.2%	40,343	361.5%	26,895	361.5%
02/2009	1,100	0.0%	12,103	-70.0%	8,069	-70.0%
03/2009	1,800	63.6%	41,015	238.9%	27,343	238.9%
04/2009	700	-61.1%	9,346	-77.2%	6,231	-77.2%
05/2009	500	-28.6%	14,792	58.3%	9,862	58.3%
06/2009	1,100	120.0%	16,473	11.4%	10,982	11.4%
07/2009	700	-36.4%	22,861	38.8%	15,241	38.8%
08/2009	900	28.6%	19,499	-14.7%	12,999	-14.7%
09/2009	400	-55.6%	11,430	-41.4%	7,620	-41.4%
10/2009	600	50.0%	24,206	111.8%	16,137	111.8%
11/2009	500	-16.7%	3,362	-86.1%	2,241	-86.1%
12/2009	1,100	120.0%	36,981	1000.0%	24,654	1000.0%

Data source: ARCOS (2006-2014) and Defendant Distribution Data (Walgreens 1/2006 - 3/2014)

Walgreens # 06291 (4/2002 to 12/2017)
DEA: BW7236789
116 New Montgomery St
San Francisco, CA 94105

Walgreen Co Oxycodone Shipments to Walgreens # 06291

	Dosage Units		MME		Drug Base Weight in mg	
Date	Walgreens	% Change	Walgreens	% Change	Walgreens	% Change
01/2010	1,400	27.3%	24,878	-32.7%	16,585	-32.7%
02/2010	1,800	28.6%	71,944	189.2%	47,963	189.2%
03/2010	2,200	22.2%	59,169	-17.8%	39,446	-17.8%
04/2010	700	-68.2%	32,946	-44.3%	21,964	-44.3%
05/2010	2,200	214.3%	61,186	85.7%	40,791	85.7%
06/2010	1,500	-31.8%	76,651	25.3%	51,101	25.3%
07/2010	200	-86.7%	14,792	-80.7%	9,862	-80.7%
08/2010	500	150.0%	19,499	31.8%	12,999	31.8%
09/2010	1,000	100.0%	21,852	12.1%	14,568	12.1%
10/2010	400	-60.0%	14,792	-32.3%	9,862	-32.3%
11/2010	900	125.0%	18,827	27.3%	12,551	27.3%
12/2010	200	-77.8%	5,379	-71.4%	3,586	-71.4%
01/2011	500	150.0%	28,240	425.0%	18,827	425.0%
02/2011	900	80.0%	19,499	-31.0%	12,999	-31.0%
03/2011	700	-22.2%	11,430	-41.4%	7,620	-41.4%
04/2011	400	-42.9%	19,432	70.0%	12,954	70.0%
05/2011	900	125.0%	9,346	-51.9%	6,231	-51.9%
06/2011	1,300	44.4%	22,525	141.0%	15,016	141.0%
07/2011	500	-61.5%	25,550	13.4%	17,034	13.4%
08/2011	1,200	140.0%	14,120	-44.7%	9,413	-44.7%
09/2011	900	-25.0%	26,895	90.5%	17,930	90.5%
10/2011	1,000	11.1%	38,998	45.0%	25,999	45.0%
11/2011	1,600	60.0%	45,184	15.9%	30,122	15.9%
12/2011	900	-43.8%	19,163	-57.6%	12,775	-57.6%

Data source: ARCOS (2006-2014) and Defendant Distribution Data (Walgreens 1/2006 - 3/2014)

Walgreens # 06291 (4/2002 to 12/2017)
DEA: BW7236789
116 New Montgomery St
San Francisco, CA 94105

Walgreen Co Oxycodone Shipments to Walgreens # 06291

	Dosage Units		MME		Drug Base Weight in mg	
Date	Walgreens	% Change	Walgreens	% Change	Walgreens	% Change
01/2012	400	-55.6%	6,051	-68.4%	4,034	-68.4%
02/2012	700	75.0%	11,767	94.4%	7,844	94.4%
03/2012	900	28.6%	21,516	82.9%	14,344	82.9%
04/2012	600	-33.3%	4,034	-81.3%	2,690	-81.3%
05/2012	1,000	66.7%	40,343	900.0%	26,895	900.0%
06/2012	100	-90.0%	672	-98.3%	448	-98.3%
07/2012	400	300.0%	14,792	2100.0%	9,862	2100.0%
08/2012	1,700	325.0%	29,585	100.0%	19,723	100.0%
09/2012	600	-64.7%	11,430	-61.4%	7,620	-61.4%
10/2012	800	33.3%	24,206	111.8%	16,137	111.8%
11/2012	1,100	37.5%	19,835	-18.1%	13,223	-18.1%
12/2012	1,300	18.2%	44,377	123.7%	29,585	123.7%
01/2013	1,600	23.1%	28,240	-36.4%	18,827	-36.4%
02/2013	800	-50.0%	24,206	-14.3%	16,137	-14.3%
03/2013	1,500	87.5%	30,593	26.4%	20,395	26.4%
04/2013	2,100	40.0%	39,670	29.7%	26,447	29.7%
05/2013	0	-100.0%	0	-100.0%	0	-100.0%
06/2013	0	n/a	0	n/a	0	n/a
07/2013	0	n/a	0	n/a	0	n/a
08/2013	0	n/a	0	n/a	0	n/a
09/2013	0	n/a	0	n/a	0	n/a
10/2013	0	n/a	0	n/a	0	n/a
11/2013	0	n/a	0	n/a	0	n/a
12/2013	0	n/a	0	n/a	0	n/a

Data source: ARCOS (2006-2014) and Defendant Distribution Data (Walgreens 1/2006 - 3/2014)

Walgreens # 06291 (4/2002 to 12/2017)
DEA: BW7236789
116 New Montgomery St
San Francisco, CA 94105

Walgreen Co Oxycodone Shipments to Walgreens # 06291

	Dosage Units		MME		Drug Base Weight in mg	
Date	Walgreens	% Change	Walgreens	% Change	Walgreens	% Change
1996	0		0		0	
1997	0	n/a	0	n/a	0	n/a
1998	0	n/a	0	n/a	0	n/a
1999	0	n/a	0	n/a	0	n/a
2000	0	n/a	0	n/a	0	n/a
2001	0	n/a	0	n/a	0	n/a
2002	0	n/a	0	n/a	0	n/a
2003	0	n/a	0	n/a	0	n/a
2004	0	n/a	0	n/a	0	n/a
2005	0	n/a	0	n/a	0	n/a
2006	6,600	n/a	182,550	n/a	121,700	n/a
2007	9,300	40.9%	247,668	35.7%	165,112	35.7%
2008	9,600	3.2%	205,209	-17.1%	136,806	-17.1%
2009	10,500	9.4%	252,410	23.0%	168,273	23.0%
2010	13,000	23.8%	421,915	67.2%	281,277	67.2%
2011	10,800	-16.9%	280,380	-33.5%	186,920	-33.5%
2012	9,600	-11.1%	228,608	-18.5%	152,405	-18.5%
2013	6,000	-37.5%	122,708	-46.3%	81,806	-46.3%
2014	0	-100.0%	0	-100.0%	0	-100.0%
2015	0	n/a	0	n/a	0	n/a
2016	0	n/a	0	n/a	0	n/a
2017	0	n/a	0	n/a	0	n/a
2018	0	n/a	0	n/a	0	n/a
2019	0	n/a	0	n/a	0	n/a
Total	**75,400**		**1,941,448**		**1,294,298**	

Data source: ARCOS (2006-2014) and Defendant Distribution Data (Walgreens 1/2006 - 3/2014)

Walgreens # 06291 (4/2002 to 12/2017)
DEA: BW7236789
116 New Montgomery St
San Francisco, CA 94105

Walgreen Co Oxycodone Shipments to Walgreens # 06291, by Strength

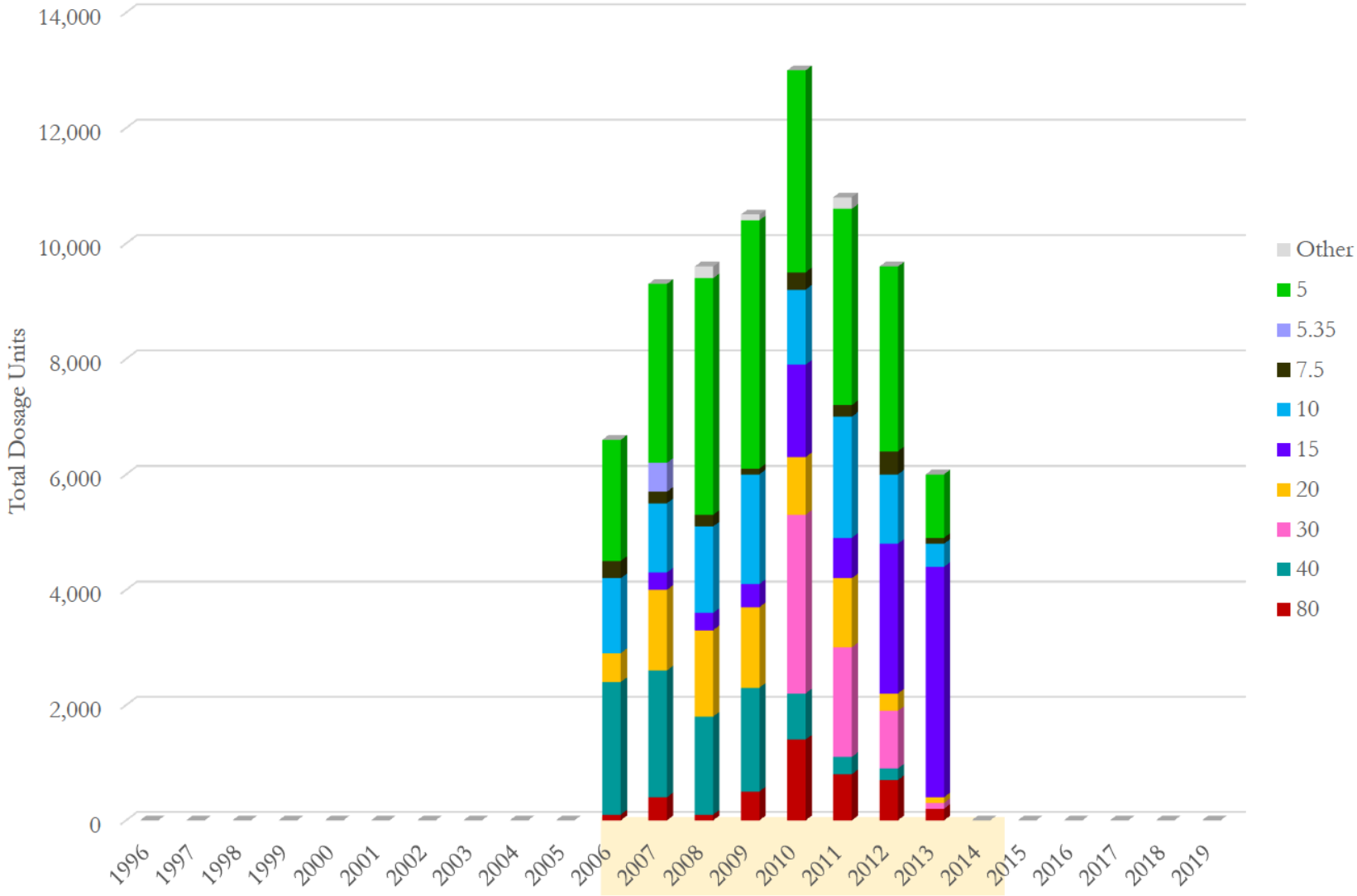

Data source: ARCOS (2006-2014) and Defendant Distribution Data (Walgreens 1/2006 - 3/2014)

Walgreens # 06291 (4/2002 to 12/2017)
DEA: BW7236789
116 New Montgomery St
San Francisco, CA 94105

Walgreen Co Oxycodone Shipments to Walgreens # 06291, by Strength

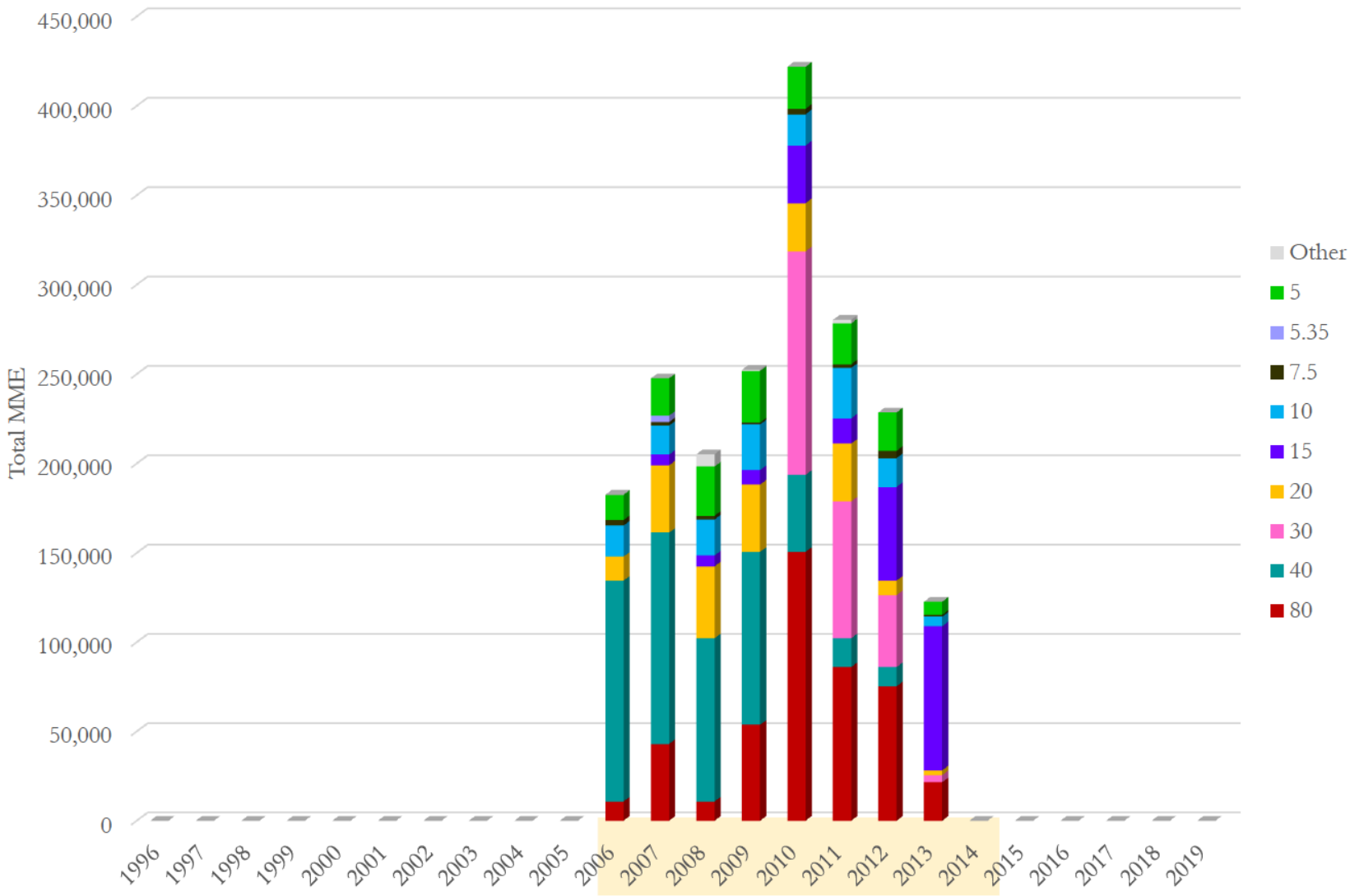

Data source: ARCOS (2006-2014) and Defendant Distribution Data (Walgreens 1/2006 - 3/2014)

Walgreens # 06291 (4/2002 to 12/2017)
DEA: BW7236789
116 New Montgomery St
San Francisco, CA 94105

Walgreen Co Oxycodone Shipments to Walgreens # 06291, by Strength

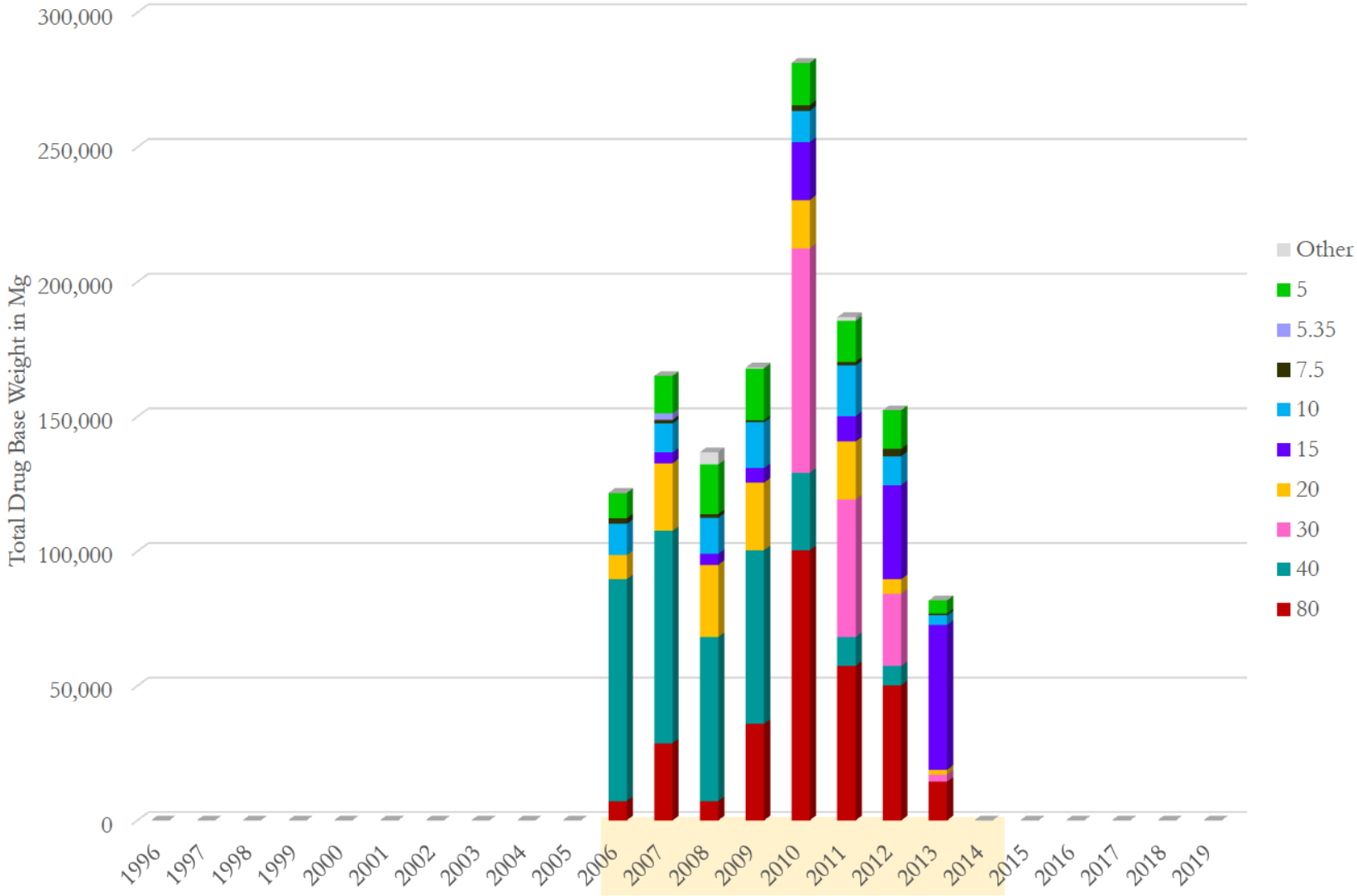

Data source: ARCOS (2006-2014) and Defendant Distribution Data (Walgreens 1/2006 - 3/2014)

Walgreens # 06291 (4/2002 to 12/2017)
DEA: BW7236789
116 New Montgomery St
San Francisco, CA 94105

Walgreen Co Oxycodone Shipments to Walgreens # 06291, by Strength
(Total Dosage Units)

Strength Year\	80	40	30	20	15	10	7.5	5.35	5	Other	Total	Avg. Str
1996	0	0	0	0	0	0	0	0	0	0	**0**	
1997	0	0	0	0	0	0	0	0	0	0	**0**	
1998	0	0	0	0	0	0	0	0	0	0	**0**	
1999	0	0	0	0	0	0	0	0	0	0	**0**	
2000	0	0	0	0	0	0	0	0	0	0	**0**	
2001	0	0	0	0	0	0	0	0	0	0	**0**	
2002	0	0	0	0	0	0	0	0	0	0	**0**	
2003	0	0	0	0	0	0	0	0	0	0	**0**	
2004	0	0	0	0	0	0	0	0	0	0	**0**	
2005	0	0	0	0	0	0	0	0	0	0	**0**	
2006	100	2,300	0	500	0	1,300	300	0	2,100	0	**6,600**	20.57
2007	400	2,200	0	1,400	300	1,200	200	500	3,100	0	**9,300**	19.80
2008	100	1,700	0	1,500	300	1,500	200	0	4,100	200	**9,600**	15.69
2009	500	1,800	0	1,400	400	1,900	100	0	4,300	100	**10,500**	18.00
2010	1,400	800	3,100	1,000	1,600	1,300	300	0	3,500	0	**13,000**	24.13
2011	800	300	1,900	1,200	700	2,100	200	0	3,400	200	**10,800**	19.53
2012	700	200	1,000	300	2,600	1,200	400	0	3,200	0	**9,600**	17.71
2013	200	0	100	100	4,000	400	100	0	1,100	0	**6,000**	15.21
2014	0	0	0	0	0	0	0	0	0	0	**0**	
2015	0	0	0	0	0	0	0	0	0	0	**0**	
2016	0	0	0	0	0	0	0	0	0	0	**0**	
2017	0	0	0	0	0	0	0	0	0	0	**0**	
2018	0	0	0	0	0	0	0	0	0	0	**0**	
2019	0	0	0	0	0	0	0	0	0	0	**0**	
Total	**4,200**	**9,300**	**6,100**	**7,400**	**9,900**	**10,900**	**1,800**	**500**	**24,800**	**500**	**75,400**	19.18

Data source: ARCOS (2006-2014) and Defendant Distribution Data (Walgreens 1/2006 - 3/2014)

Walgreens # 06291 (4/2002 to 12/2017)
DEA: BW7236789
116 New Montgomery St
San Francisco, CA 94105

Walgreen Co Oxycodone Shipments to Walgreens # 06291, by Strength (Total MME)

Strength Year\	80	40	30	20	15	10	7.5	5.35	5	Other	Total	Avg. Str
1996	0	0	0	0	0	0	0	0	0	0	**0**	
1997	0	0	0	0	0	0	0	0	0	0	**0**	
1998	0	0	0	0	0	0	0	0	0	0	**0**	
1999	0	0	0	0	0	0	0	0	0	0	**0**	
2000	0	0	0	0	0	0	0	0	0	0	**0**	
2001	0	0	0	0	0	0	0	0	0	0	**0**	
2002	0	0	0	0	0	0	0	0	0	0	**0**	
2003	0	0	0	0	0	0	0	0	0	0	**0**	
2004	0	0	0	0	0	0	0	0	0	0	**0**	
2005	0	0	0	0	0	0	0	0	0	0	**0**	
2006	10,758	123,717	0	13,448	0	17,482	3,026	0	14,120	0	**182,550**	20.57
2007	43,032	118,338	0	37,653	6,051	16,137	2,017	3,597	20,843	0	**247,668**	19.80
2008	10,758	91,443	0	40,343	6,051	20,171	2,017	0	27,567	6,858	**205,209**	15.69
2009	53,790	96,822	0	37,653	8,069	25,550	1,009	0	28,912	605	**252,410**	18.00
2010	150,612	43,032	125,062	26,895	32,274	17,482	3,026	0	23,533	0	**421,915**	24.13
2011	86,064	16,137	76,651	32,274	14,120	28,240	2,017	0	22,861	2,017	**280,380**	19.53
2012	75,306	10,758	40,343	8,069	52,445	16,137	4,034	0	21,516	0	**228,608**	17.71
2013	21,516	0	4,034	2,690	80,685	5,379	1,009	0	7,396	0	**122,708**	15.21
2014	0	0	0	0	0	0	0	0	0	0	**0**	
2015	0	0	0	0	0	0	0	0	0	0	**0**	
2016	0	0	0	0	0	0	0	0	0	0	**0**	
2017	0	0	0	0	0	0	0	0	0	0	**0**	
2018	0	0	0	0	0	0	0	0	0	0	**0**	
2019	0	0	0	0	0	0	0	0	0	0	**0**	
Total	**451,836**	**500,247**	**246,089**	**199,023**	**199,695**	**146,578**	**18,154**	**3,597**	**166,748**	**9,480**	**1,941,448**	19.18

Data source: ARCOS (2006-2014) and Defendant Distribution Data (Walgreens 1/2006 - 3/2014)

Walgreens # 06291 (4/2002 to 12/2017)
DEA: BW7236789
116 New Montgomery St
San Francisco, CA 94105

Walgreen Co Oxycodone Shipments to Walgreens # 06291, by Strength
(Total Drug Base Weight in Milligram)

Strength Year\	80	40	30	20	15	10	7.5	5.35	5	Other	Total	Avg. Str
1996	0	0	0	0	0	0	0	0	0	0	**0**	
1997	0	0	0	0	0	0	0	0	0	0	**0**	
1998	0	0	0	0	0	0	0	0	0	0	**0**	
1999	0	0	0	0	0	0	0	0	0	0	**0**	
2000	0	0	0	0	0	0	0	0	0	0	**0**	
2001	0	0	0	0	0	0	0	0	0	0	**0**	
2002	0	0	0	0	0	0	0	0	0	0	**0**	
2003	0	0	0	0	0	0	0	0	0	0	**0**	
2004	0	0	0	0	0	0	0	0	0	0	**0**	
2005	0	0	0	0	0	0	0	0	0	0	**0**	
2006	7,172	82,478	0	8,965	0	11,655	2,017	0	9,413	0	**121,700**	20.57
2007	28,688	78,892	0	25,102	4,034	10,758	1,345	2,398	13,895	0	**165,112**	19.80
2008	7,172	60,962	0	26,895	4,034	13,448	1,345	0	18,378	4,572	**136,806**	15.69
2009	35,860	64,548	0	25,102	5,379	17,034	672	0	19,275	403	**168,273**	18.00
2010	100,408	28,688	83,375	17,930	21,516	11,655	2,017	0	15,689	0	**281,277**	24.13
2011	57,376	10,758	51,101	21,516	9,413	18,827	1,345	0	15,241	1,345	**186,920**	19.53
2012	50,204	7,172	26,895	5,379	34,964	10,758	2,690	0	14,344	0	**152,405**	17.71
2013	14,344	0	2,690	1,793	53,790	3,586	672	0	4,931	0	**81,806**	15.21
2014	0	0	0	0	0	0	0	0	0	0	**0**	
2015	0	0	0	0	0	0	0	0	0	0	**0**	
2016	0	0	0	0	0	0	0	0	0	0	**0**	
2017	0	0	0	0	0	0	0	0	0	0	**0**	
2018	0	0	0	0	0	0	0	0	0	0	**0**	
2019	0	0	0	0	0	0	0	0	0	0	**0**	
Total	**301,224**	**333,498**	**164,060**	**132,682**	**133,130**	**97,719**	**12,103**	**2,398**	**111,165**	**6,320**	**1,294,298**	19.18

Data source: ARCOS (2006-2014) and Defendant Distribution Data (Walgreens 1/2006 - 3/2014)

Walgreens # 06291 (4/2002 to 12/2017)
DEA: BW7236789
116 New Montgomery St
San Francisco, CA 94105

Walgreen Co Hydrocodone Shipments to Walgreens # 06291

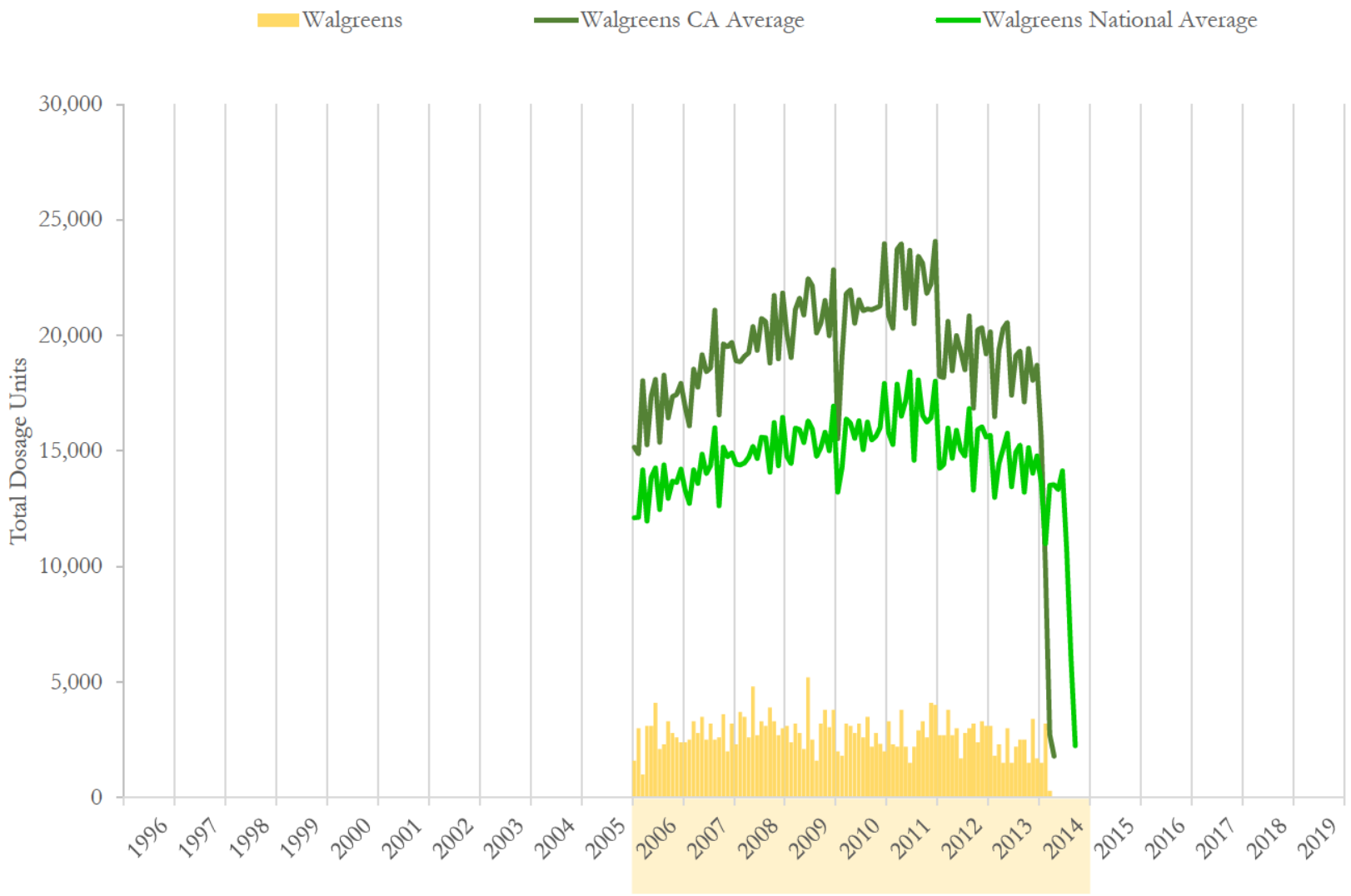

National and state averages reflect hydrocodone shipped from Walgreen Co to all active pharmacies each month.
Data source: ARCOS (2006-2014) and Defendant Distribution Data (Walgreens 1/2006 - 3/2014)

Walgreens # 06291 (4/2002 to 12/2017)
DEA: BW7236789
116 New Montgomery St
San Francisco, CA 94105

Walgreen Co Hydrocodone Shipments to Walgreens # 06291

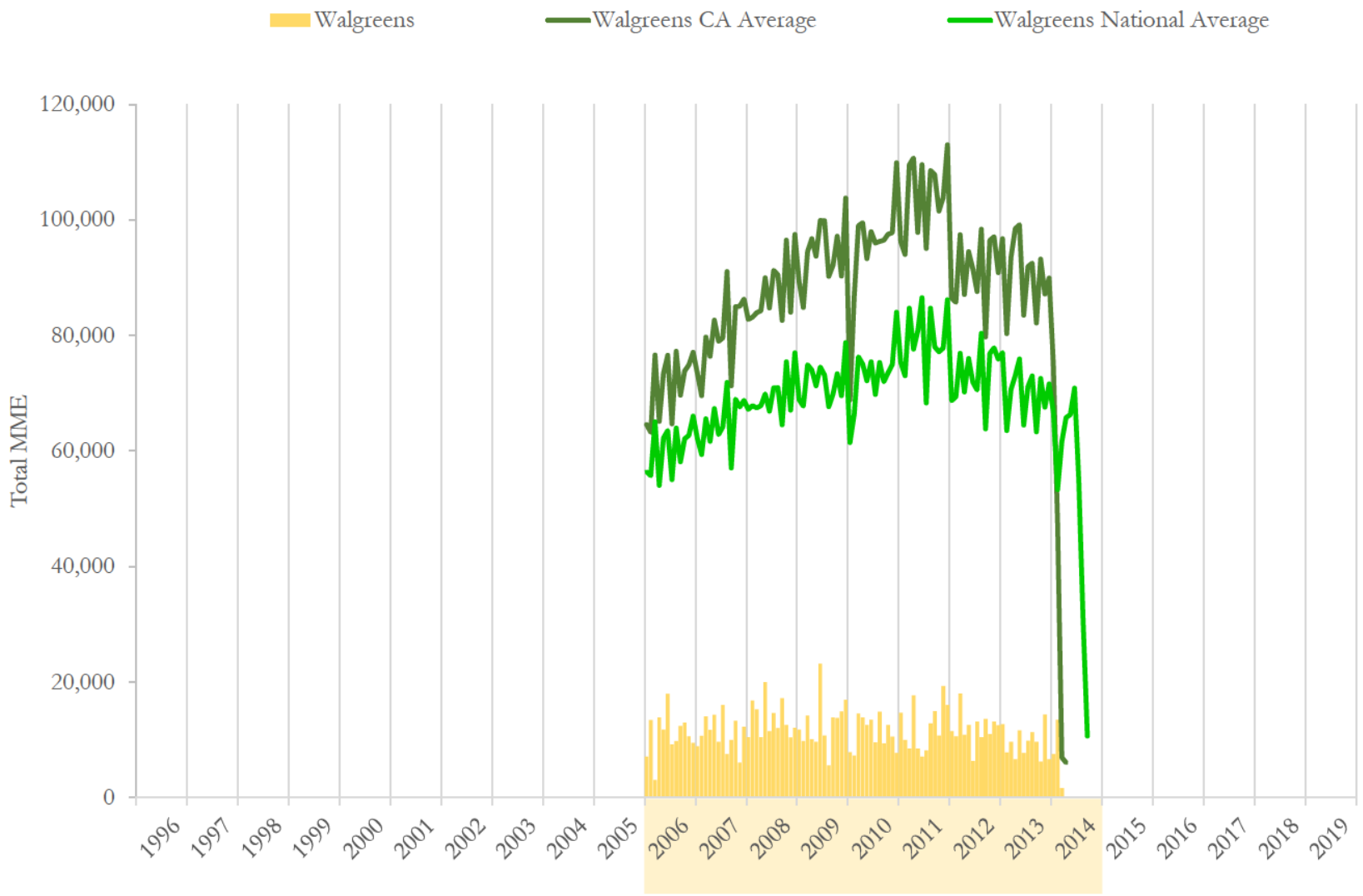

National and state averages reflect hydrocodone shipped from Walgreen Co to all active pharmacies each month.
Data source: ARCOS (2006-2014) and Defendant Distribution Data (Walgreens 1/2006 - 3/2014)

Walgreens # 06291 (4/2002 to 12/2017)
DEA: BW7236789
116 New Montgomery St
San Francisco, CA 94105

Walgreen Co Hydrocodone Shipments to Walgreens # 06291

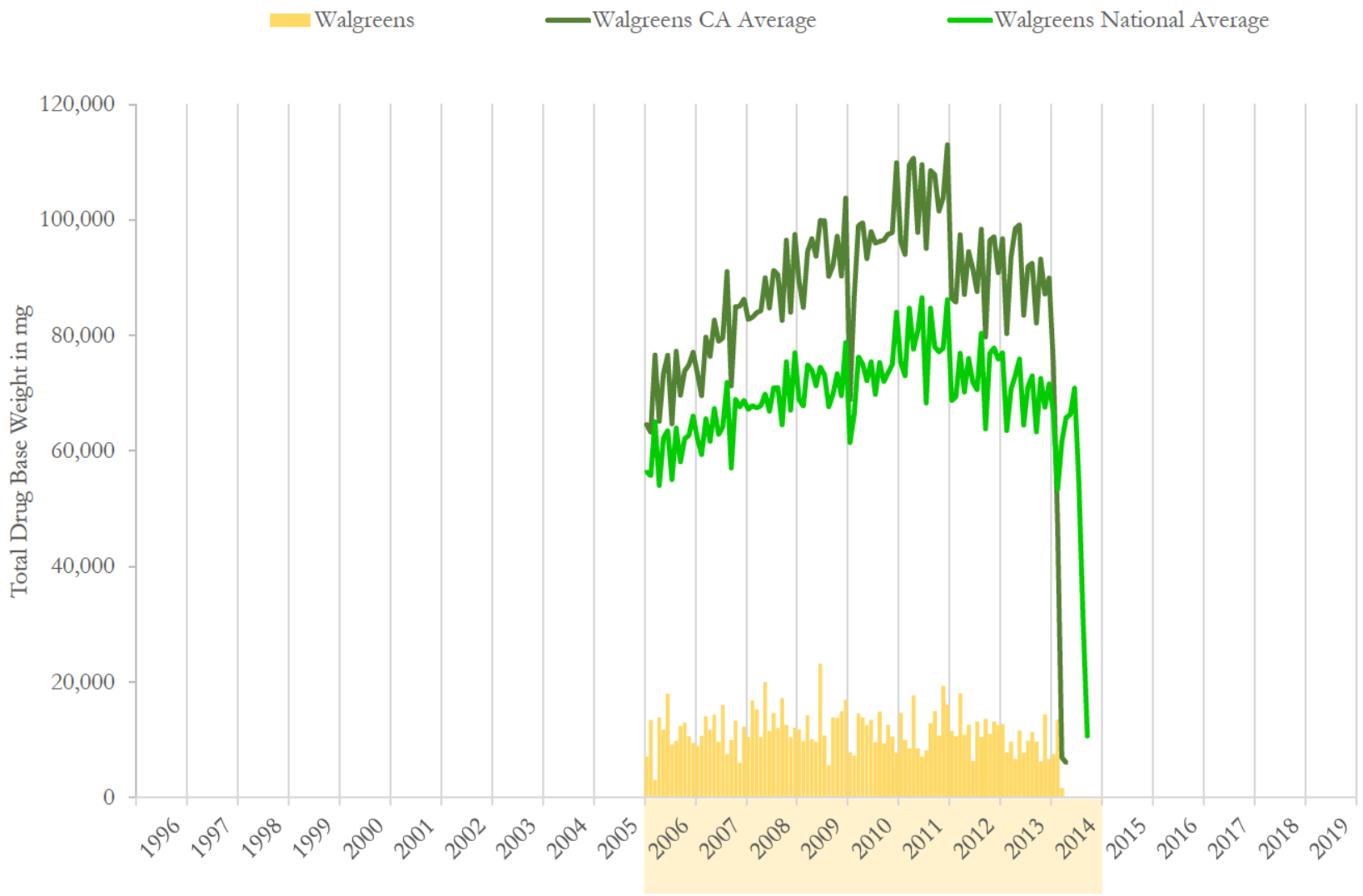

National and state averages reflect hydrocodone shipped from Walgreen Co to all active pharmacies each month.
Data source: ARCOS (2006-2014) and Defendant Distribution Data (Walgreens 1/2006 - 3/2014)

Walgreens # 06291 (4/2002 to 12/2017)
DEA: BW7236789
116 New Montgomery St
San Francisco, CA 94105

Walgreen Co Hydrocodone Shipments to Walgreens # 06291

	Dosage Units		MME		Drug Base Weight in mg	
Date	Walgreens	% Change	Walgreens	% Change	Walgreens	% Change
01/2006	1,600	n/a	7,081	n/a	7,081	n/a
02/2006	3,000	87.5%	13,437	89.8%	13,437	89.8%
03/2006	1,000	-66.7%	3,027	-77.5%	3,027	-77.5%
04/2006	3,100	210.0%	13,892	358.9%	13,892	358.9%
05/2006	3,100	0.0%	11,805	-15.0%	11,805	-15.0%
06/2006	4,100	32.3%	17,962	52.1%	17,962	52.1%
07/2006	2,100	-48.8%	9,208	-48.7%	9,208	-48.7%
08/2006	2,300	9.5%	9,805	6.5%	9,805	6.5%
09/2006	3,300	43.5%	12,403	26.5%	12,403	26.5%
10/2006	2,800	-15.2%	12,983	4.7%	12,983	4.7%
11/2006	2,600	-7.1%	10,578	-18.5%	10,578	-18.5%
12/2006	2,400	-7.7%	9,462	-10.6%	9,462	-10.6%
01/2007	2,400	0.0%	8,897	-6.0%	8,897	-6.0%
02/2007	2,500	4.2%	10,713	20.4%	10,713	20.4%
03/2007	3,300	32.0%	14,076	31.4%	14,076	31.4%
04/2007	2,800	-15.2%	11,756	-16.5%	11,756	-16.5%
05/2007	3,500	25.0%	14,346	22.0%	14,346	22.0%
06/2007	2,500	-28.6%	9,686	-32.5%	9,686	-32.5%
07/2007	3,200	28.0%	16,010	65.3%	16,010	65.3%
08/2007	2,500	-21.9%	7,568	-52.7%	7,568	-52.7%
09/2007	2,600	4.0%	9,973	31.8%	9,973	31.8%
10/2007	3,600	38.5%	13,319	33.6%	13,319	33.6%
11/2007	2,000	-44.4%	6,054	-54.5%	6,054	-54.5%
12/2007	3,200	60.0%	12,259	102.5%	12,259	102.5%

Data source: ARCOS (2006-2014) and Defendant Distribution Data (Walgreens 1/2006 - 3/2014)

Walgreens # 06291 (4/2002 to 12/2017)
DEA: BW7236789
116 New Montgomery St
San Francisco, CA 94105

Walgreen Co Hydrocodone Shipments to Walgreens # 06291

	Dosage Units		MME		Drug Base Weight in mg	
Date	Walgreens	% Change	Walgreens	% Change	Walgreens	% Change
01/2008	2,300	-28.1%	10,443	-14.8%	10,443	-14.8%
02/2008	3,700	60.9%	16,784	60.7%	16,784	60.7%
03/2008	3,500	-5.4%	15,286	-8.9%	15,286	-8.9%
04/2008	2,600	-25.7%	10,443	-31.7%	10,443	-31.7%
05/2008	4,800	84.6%	19,978	91.3%	19,978	91.3%
06/2008	2,700	-43.8%	11,503	-42.4%	11,503	-42.4%
07/2008	3,300	22.2%	14,632	27.2%	14,632	27.2%
08/2008	3,100	-6.1%	12,059	-17.6%	12,059	-17.6%
09/2008	3,900	25.8%	17,221	42.8%	17,221	42.8%
10/2008	3,300	-15.4%	12,562	-27.1%	12,562	-27.1%
11/2008	2,700	-18.2%	10,410	-17.1%	10,410	-17.1%
12/2008	3,000	11.1%	12,108	16.3%	12,108	16.3%
01/2009	3,100	3.3%	11,805	-2.5%	11,805	-2.5%
02/2009	2,400	-22.6%	9,805	-16.9%	9,805	-16.9%
03/2009	3,200	33.3%	14,203	44.8%	14,203	44.8%
04/2009	2,800	-12.5%	10,124	-28.7%	10,124	-28.7%
05/2009	2,100	-25.0%	9,686	-4.3%	9,686	-4.3%
06/2009	5,200	147.6%	23,157	139.1%	23,157	139.1%
07/2009	2,500	-51.9%	10,738	-53.6%	10,738	-53.6%
08/2009	1,600	-36.0%	5,600	-47.8%	5,600	-47.8%
09/2009	3,200	100.0%	13,908	148.4%	13,908	148.4%
10/2009	3,800	18.8%	13,773	-1.0%	13,773	-1.0%
11/2009	3,040	-20.0%	14,907	8.2%	14,907	8.2%
12/2009	3,800	25.0%	16,919	13.5%	16,919	13.5%

Data source: ARCOS (2006-2014) and Defendant Distribution Data (Walgreens 1/2006 - 3/2014)

Walgreens # 06291 (4/2002 to 12/2017)
DEA: BW7236789
116 New Montgomery St
San Francisco, CA 94105

Walgreen Co Hydrocodone Shipments to Walgreens # 06291

	Dosage Units		MME		Drug Base Weight in mg	
Date	Walgreens	% Change	Walgreens	% Change	Walgreens	% Change
01/2010	2,000	-47.4%	7,870	-53.5%	7,870	-53.5%
02/2010	1,800	-10.0%	7,265	-7.7%	7,265	-7.7%
03/2010	3,200	77.8%	14,530	100.0%	14,530	100.0%
04/2010	3,100	-3.1%	13,924	-4.2%	13,924	-4.2%
05/2010	2,800	-9.7%	12,562	-9.8%	12,562	-9.8%
06/2010	3,200	14.3%	13,470	7.2%	13,470	7.2%
07/2010	2,600	-18.8%	9,535	-29.2%	9,535	-29.2%
08/2010	3,500	34.6%	14,832	55.6%	14,832	55.6%
09/2010	2,200	-37.1%	9,384	-36.7%	9,384	-36.7%
10/2010	2,800	27.3%	12,562	33.9%	12,562	33.9%
11/2010	2,320	-17.1%	10,548	-16.0%	10,548	-16.0%
12/2010	2,000	-13.8%	7,719	-26.8%	7,719	-26.8%
01/2011	3,300	65.0%	14,681	90.2%	14,681	90.2%
02/2011	2,300	-30.3%	9,965	-32.1%	9,965	-32.1%
03/2011	2,200	-4.3%	8,459	-15.1%	8,459	-15.1%
04/2011	3,800	72.7%	17,700	109.2%	17,700	109.2%
05/2011	2,200	-42.1%	8,467	-52.2%	8,467	-52.2%
06/2011	1,500	-31.8%	7,097	-16.2%	7,097	-16.2%
07/2011	2,200	46.7%	8,173	15.2%	8,173	15.2%
08/2011	2,900	31.8%	12,865	57.4%	12,865	57.4%
09/2011	3,300	13.8%	14,976	16.4%	14,976	16.4%
10/2011	2,600	-21.2%	10,738	-28.3%	10,738	-28.3%
11/2011	4,100	57.7%	19,357	80.3%	19,357	80.3%
12/2011	4,000	-2.4%	16,035	-17.2%	16,035	-17.2%

Data source: ARCOS (2006-2014) and Defendant Distribution Data (Walgreens 1/2006 - 3/2014)

Walgreens # 06291 (4/2002 to 12/2017)
DEA: BW7236789
116 New Montgomery St
San Francisco, CA 94105

Walgreen Co Hydrocodone Shipments to Walgreens # 06291

	Dosage Units		MME		Drug Base Weight in mg	
Date	Walgreens	% Change	Walgreens	% Change	Walgreens	% Change
01/2012	2,700	-32.5%	11,503	-28.3%	11,503	-28.3%
02/2012	2,700	0.0%	10,595	-7.9%	10,595	-7.9%
03/2012	3,800	40.7%	18,003	69.9%	18,003	69.9%
04/2012	2,700	-28.9%	10,881	-39.6%	10,881	-39.6%
05/2012	3,000	11.1%	12,562	15.4%	12,562	15.4%
06/2012	1,700	-43.3%	6,357	-49.4%	6,357	-49.4%
07/2012	2,800	64.7%	13,167	107.1%	13,167	107.1%
08/2012	3,000	7.1%	10,435	-20.8%	10,435	-20.8%
09/2012	3,200	6.7%	13,622	30.5%	13,622	30.5%
10/2012	2,400	-25.0%	11,016	-19.1%	11,016	-19.1%
11/2012	3,300	37.5%	13,159	19.5%	13,159	19.5%
12/2012	3,100	-6.1%	12,538	-4.7%	12,538	-4.7%
01/2013	3,100	0.0%	12,713	1.4%	12,713	1.4%
02/2013	1,800	-41.9%	7,838	-38.4%	7,838	-38.4%
03/2013	2,300	27.8%	9,678	23.5%	9,678	23.5%
04/2013	1,500	-34.8%	6,651	-31.3%	6,651	-31.3%
05/2013	3,000	100.0%	11,638	75.0%	11,638	75.0%
06/2013	1,500	-50.0%	7,719	-33.7%	7,719	-33.7%
07/2013	2,200	46.7%	9,838	27.5%	9,838	27.5%
08/2013	2,500	13.6%	11,319	15.1%	11,319	15.1%
09/2013	2,500	0.0%	9,686	-14.4%	9,686	-14.4%
10/2013	1,500	-40.0%	6,205	-35.9%	6,205	-35.9%
11/2013	3,400	126.7%	14,370	131.6%	14,370	131.6%
12/2013	1,700	-50.0%	6,659	-53.7%	6,659	-53.7%

Data source: ARCOS (2006-2014) and Defendant Distribution Data (Walgreens 1/2006 - 3/2014)

Walgreens # 06291 (4/2002 to 12/2017)
DEA: BW7236789
116 New Montgomery St
San Francisco, CA 94105

Walgreen Co Hydrocodone Shipments to Walgreens # 06291

	Dosage Units		MME		Drug Base Weight in mg	
Date	Walgreens	% Change	Walgreens	% Change	Walgreens	% Change
01/2014	1,500	-11.8%	7,568	13.6%	7,568	13.6%
02/2014	3,200	113.3%	13,470	78.0%	13,470	78.0%
03/2014	300	-90.6%	1,665	-87.6%	1,665	-87.6%
04/2014	0	-100.0%	0	-100.0%	0	-100.0%
05/2014	0	n/a	0	n/a	0	n/a
06/2014	0	n/a	0	n/a	0	n/a
07/2014	0	n/a	0	n/a	0	n/a
08/2014	0	n/a	0	n/a	0	n/a
09/2014	0	n/a	0	n/a	0	n/a
10/2014	0	n/a	0	n/a	0	n/a
11/2014	0	n/a	0	n/a	0	n/a
12/2014	0	n/a	0	n/a	0	n/a
01/2015	0	n/a	0	n/a	0	n/a
02/2015	0	n/a	0	n/a	0	n/a
03/2015	0	n/a	0	n/a	0	n/a
04/2015	0	n/a	0	n/a	0	n/a
05/2015	0	n/a	0	n/a	0	n/a
06/2015	0	n/a	0	n/a	0	n/a
07/2015	0	n/a	0	n/a	0	n/a
08/2015	0	n/a	0	n/a	0	n/a
09/2015	0	n/a	0	n/a	0	n/a
10/2015	0	n/a	0	n/a	0	n/a
11/2015	0	n/a	0	n/a	0	n/a
12/2015	0	n/a	0	n/a	0	n/a

Data source: ARCOS (2006-2014) and Defendant Distribution Data (Walgreens 1/2006 - 3/2014)

Walgreens # 06291 (4/2002 to 12/2017)
DEA: BW7236789
116 New Montgomery St
San Francisco, CA 94105

Walgreen Co Hydrocodone Shipments to Walgreens # 06291

	Dosage Units		MME		Drug Base Weight in mg	
Date	Walgreens	% Change	Walgreens	% Change	Walgreens	% Change
1996	0		0		0	
1997	0	n/a	0	n/a	0	n/a
1998	0	n/a	0	n/a	0	n/a
1999	0	n/a	0	n/a	0	n/a
2000	0	n/a	0	n/a	0	n/a
2001	0	n/a	0	n/a	0	n/a
2002	0	n/a	0	n/a	0	n/a
2003	0	n/a	0	n/a	0	n/a
2004	0	n/a	0	n/a	0	n/a
2005	0	n/a	0	n/a	0	n/a
2006	31,400	n/a	131,643	n/a	131,643	n/a
2007	34,100	8.6%	134,657	2.3%	134,657	2.3%
2008	38,900	14.1%	163,430	21.4%	163,430	21.4%
2009	36,740	-5.6%	154,624	-5.4%	154,624	-5.4%
2010	31,520	-14.2%	134,201	-13.2%	134,201	-13.2%
2011	34,400	9.1%	148,512	10.7%	148,512	10.7%
2012	34,400	0.0%	143,836	-3.1%	143,836	-3.1%
2013	27,000	-21.5%	114,315	-20.5%	114,315	-20.5%
2014	5,000	-81.5%	22,703	-80.1%	22,703	-80.1%
2015	0	-100.0%	0	-100.0%	0	-100.0%
2016	0	n/a	0	n/a	0	n/a
2017	0	n/a	0	n/a	0	n/a
2018	0	n/a	0	n/a	0	n/a
2019	0	n/a	0	n/a	0	n/a
Total	**273,460**		**1,147,921**		**1,147,921**	

Data source: ARCOS (2006-2014) and Defendant Distribution Data (Walgreens 1/2006 - 3/2014)

Walgreens # 06291 (4/2002 to 12/2017)
DEA: BW7236789
116 New Montgomery St
San Francisco, CA 94105

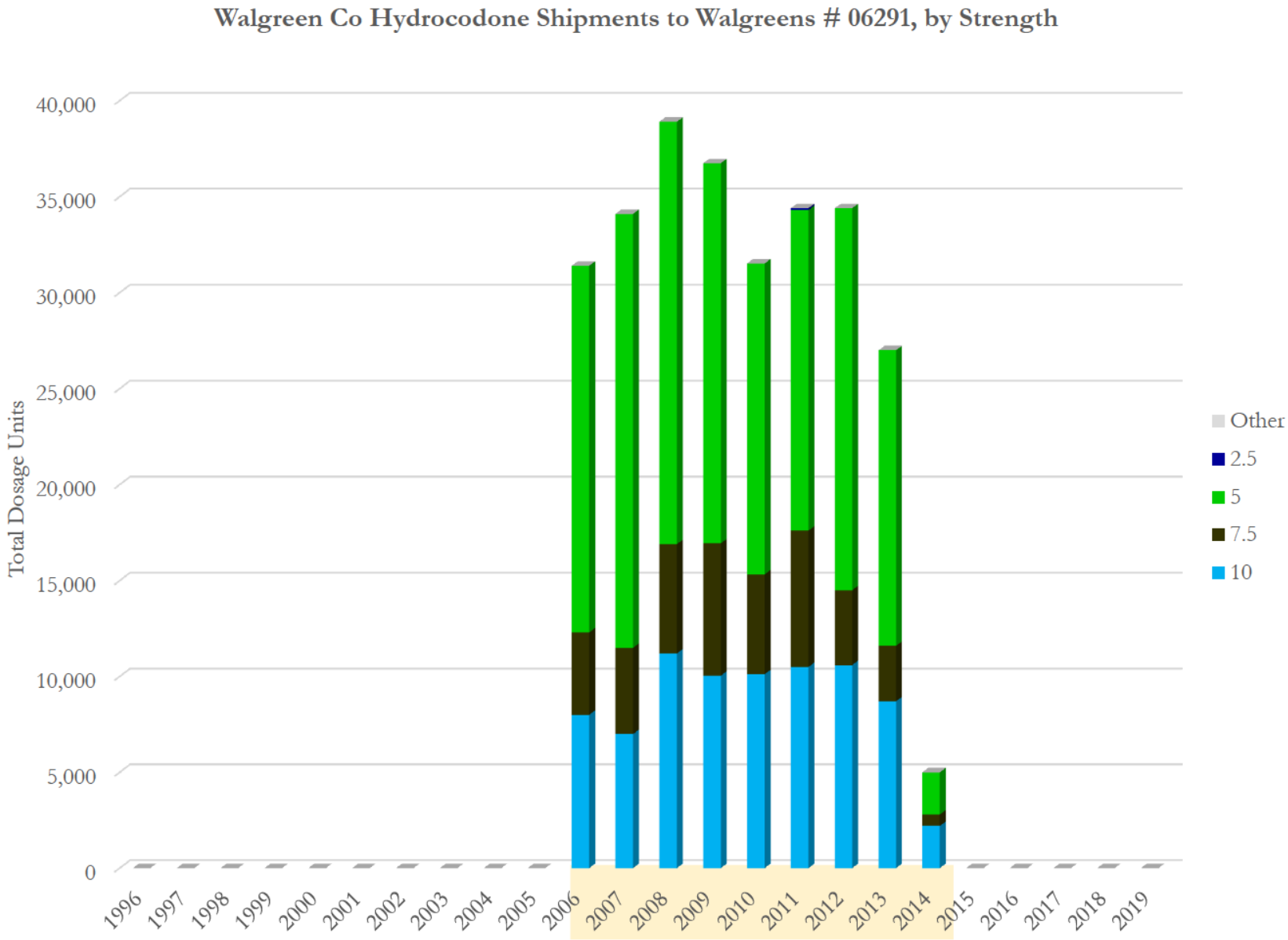

Data source: ARCOS (2006-2014) and Defendant Distribution Data (Walgreens 1/2006 - 3/2014)

Walgreens # 06291 (4/2002 to 12/2017)
DEA: BW7236789
116 New Montgomery St
San Francisco, CA 94105

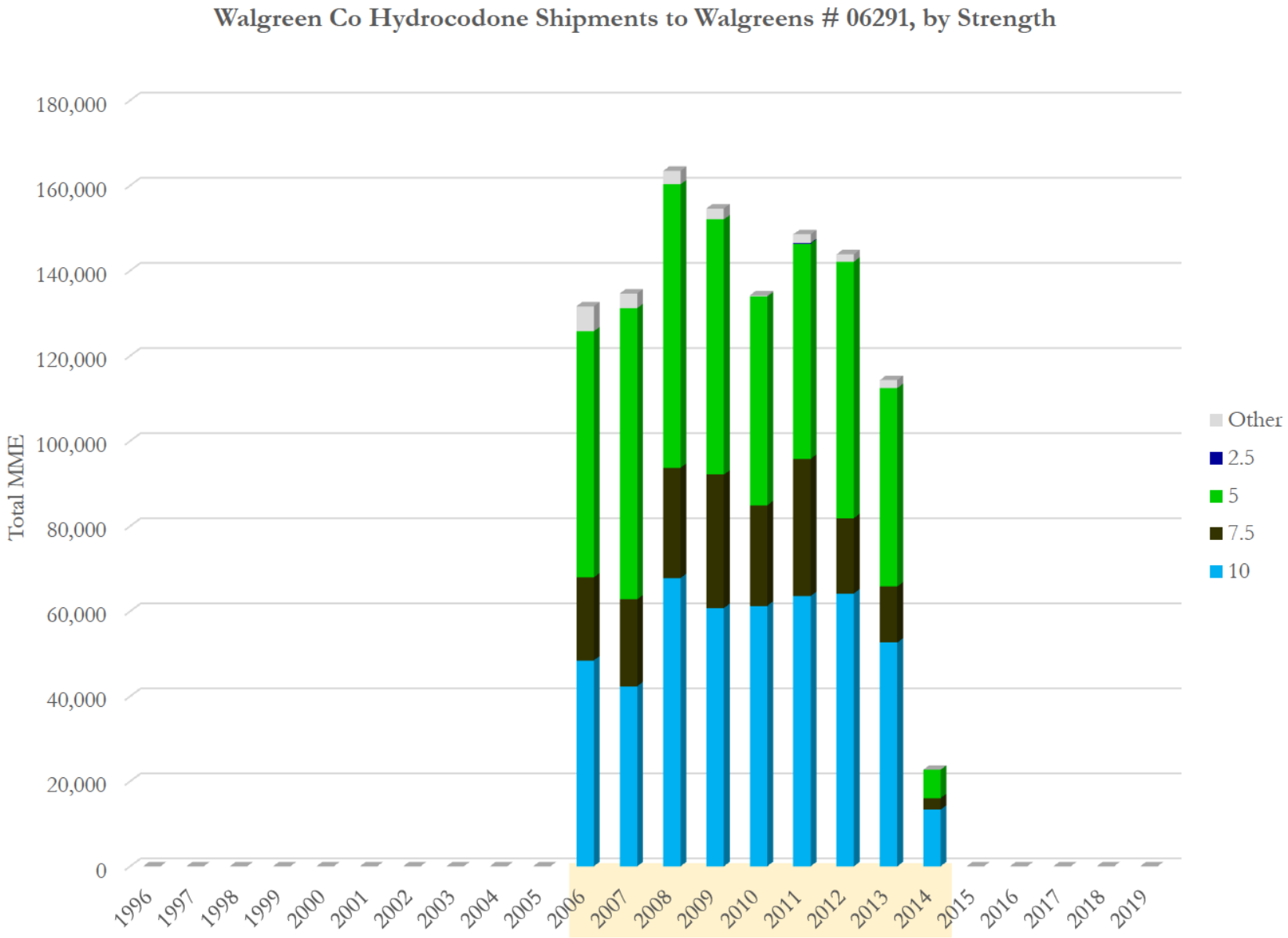

Data source: ARCOS (2006-2014) and Defendant Distribution Data (Walgreens 1/2006 - 3/2014)

Walgreens # 06291 (4/2002 to 12/2017)
DEA: BW7236789
116 New Montgomery St
San Francisco, CA 94105

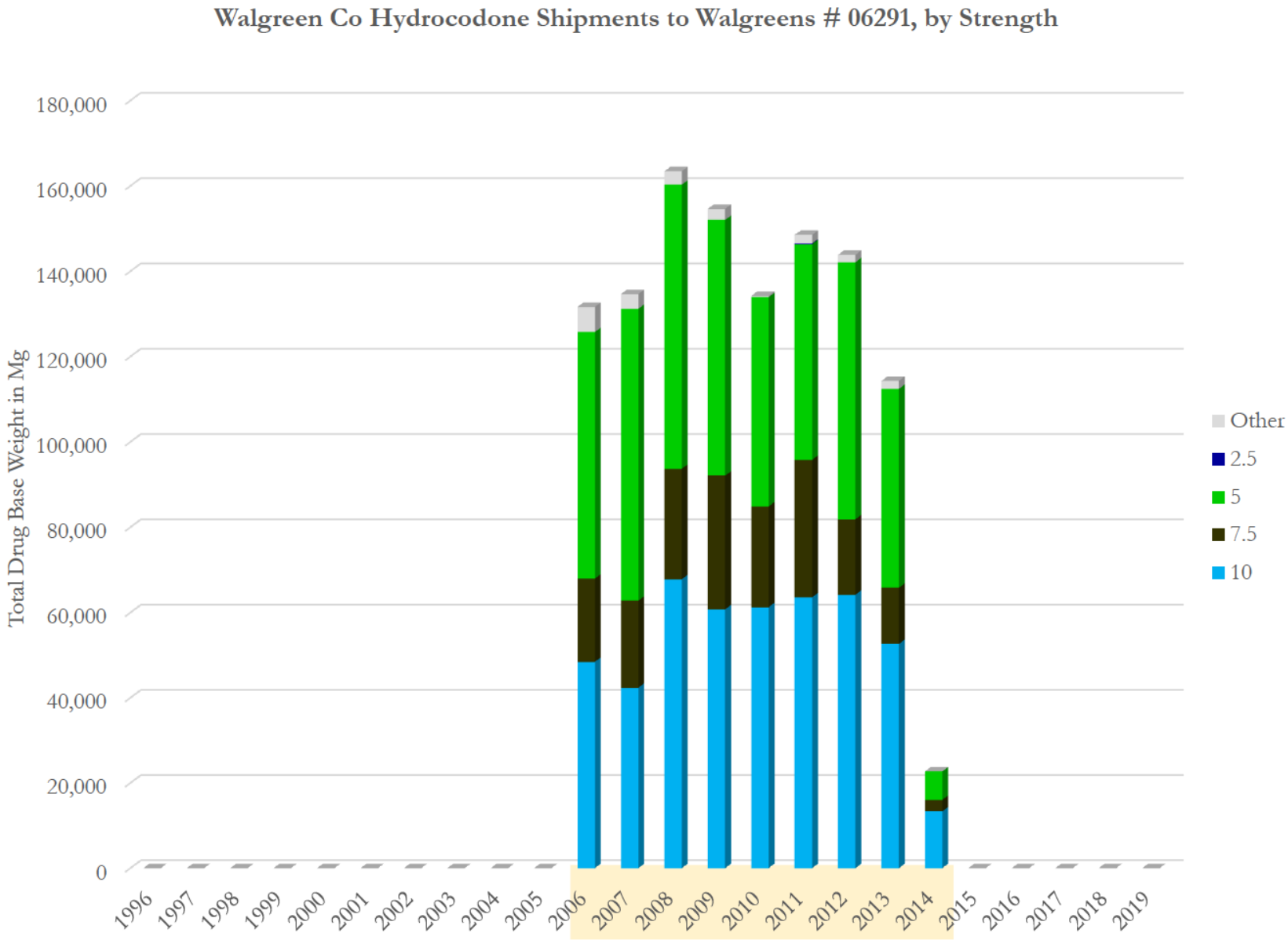

Data source: ARCOS (2006-2014) and Defendant Distribution Data (Walgreens 1/2006 - 3/2014)

Walgreens # 06291 (4/2002 to 12/2017)
DEA: BW7236789
116 New Montgomery St
San Francisco, CA 94105

Walgreen Co Hydrocodone Shipments to Walgreens # 06291, by Strength
(Total Dosage Units)

Strength Year\	10	7.5	5	2.5	Other	Total	Avg. Str
1996	0	0	0	0	0	**0**	
1997	0	0	0	0	0	**0**	
1998	0	0	0	0	0	**0**	
1999	0	0	0	0	0	**0**	
2000	0	0	0	0	0	**0**	
2001	0	0	0	0	0	**0**	
2002	0	0	0	0	0	**0**	
2003	0	0	0	0	0	**0**	
2004	0	0	0	0	0	**0**	
2005	0	0	0	0	0	**0**	
2006	8,000	4,300	19,100	0	0	**31,400**	6.62
2007	7,000	4,500	22,600	0	0	**34,100**	6.36
2008	11,200	5,700	22,000	0	0	**38,900**	6.81
2009	10,040	6,900	19,800	0	0	**36,740**	6.84
2010	10,120	5,200	16,200	0	0	**31,520**	7.02
2011	10,500	7,100	16,700	100	0	**34,400**	7.03
2012	10,600	3,900	19,900	0	0	**34,400**	6.82
2013	8,700	2,900	15,400	0	0	**27,000**	6.88
2014	2,200	600	2,200	0	0	**5,000**	7.50
2015	0	0	0	0	0	**0**	
2016	0	0	0	0	0	**0**	
2017	0	0	0	0	0	**0**	
2018	0	0	0	0	0	**0**	
2019	0	0	0	0	0	**0**	
Total	**78,360**	**41,100**	**153,900**	**100**	**0**	**273,460**	6.81

Data source: ARCOS (2006-2014) and Defendant Distribution Data (Walgreens 1/2006 - 3/2014)

Walgreens # 06291 (4/2002 to 12/2017)
DEA: BW7236789
116 New Montgomery St
San Francisco, CA 94105

Walgreen Co Hydrocodone Shipments to Walgreens # 06291, by Strength
(Total MME)

Strength Year\	10	7.5	5	2.5	Other	Total	Avg. Str
1996	0	0	0	0	0	**0**	
1997	0	0	0	0	0	**0**	
1998	0	0	0	0	0	**0**	
1999	0	0	0	0	0	**0**	
2000	0	0	0	0	0	**0**	
2001	0	0	0	0	0	**0**	
2002	0	0	0	0	0	**0**	
2003	0	0	0	0	0	**0**	
2004	0	0	0	0	0	**0**	
2005	0	0	0	0	0	**0**	
2006	48,432	19,524	57,816	0	5,871	**131,643**	6.62
2007	42,378	20,432	68,410	0	3,437	**134,657**	6.36
2008	67,805	25,881	66,594	0	3,150	**163,430**	6.81
2009	60,782	31,329	59,935	0	2,578	**154,624**	6.84
2010	61,266	23,611	49,037	0	286	**134,201**	7.02
2011	63,567	32,238	50,551	151	2,005	**148,512**	7.03
2012	64,172	17,708	60,237	0	1,719	**143,836**	6.82
2013	52,670	13,167	46,616	0	1,862	**114,315**	6.88
2014	13,319	2,724	6,659	0	0	**22,703**	7.50
2015	0	0	0	0	0	**0**	
2016	0	0	0	0	0	**0**	
2017	0	0	0	0	0	**0**	
2018	0	0	0	0	0	**0**	
2019	0	0	0	0	0	**0**	
Total	**474,391**	**186,615**	**465,855**	**151**	**20,908**	**1,147,921**	6.81

Data source: ARCOS (2006-2014) and Defendant Distribution Data (Walgreens 1/2006 - 3/2014)

Walgreens # 06291 (4/2002 to 12/2017)
DEA: BW7236789
116 New Montgomery St
San Francisco, CA 94105

Walgreen Co Hydrocodone Shipments to Walgreens # 06291, by Strength
(Total Drug Base Weight in Milligram)

Strength Year\	10	7.5	5	2.5	Other	Total	Avg. Str
1996	0	0	0	0	0	**0**	
1997	0	0	0	0	0	**0**	
1998	0	0	0	0	0	**0**	
1999	0	0	0	0	0	**0**	
2000	0	0	0	0	0	**0**	
2001	0	0	0	0	0	**0**	
2002	0	0	0	0	0	**0**	
2003	0	0	0	0	0	**0**	
2004	0	0	0	0	0	**0**	
2005	0	0	0	0	0	**0**	
2006	48,432	19,524	57,816	0	5,871	**131,643**	6.62
2007	42,378	20,432	68,410	0	3,437	**134,657**	6.36
2008	67,805	25,881	66,594	0	3,150	**163,430**	6.81
2009	60,782	31,329	59,935	0	2,578	**154,624**	6.84
2010	61,266	23,611	49,037	0	286	**134,201**	7.02
2011	63,567	32,238	50,551	151	2,005	**148,512**	7.03
2012	64,172	17,708	60,237	0	1,719	**143,836**	6.82
2013	52,670	13,167	46,616	0	1,862	**114,315**	6.88
2014	13,319	2,724	6,659	0	0	**22,703**	7.50
2015	0	0	0	0	0	**0**	
2016	0	0	0	0	0	**0**	
2017	0	0	0	0	0	**0**	
2018	0	0	0	0	0	**0**	
2019	0	0	0	0	0	**0**	
Total	**474,391**	**186,615**	**465,855**	**151**	**20,908**	**1,147,921**	6.81

Data source: ARCOS (2006-2014) and Defendant Distribution Data (Walgreens 1/2006 - 3/2014)

Walgreens # 04570 (8/1998 to 12/2017)
DEA: BW5889401
3001 Taraval Street
San Francisco, CA 94116

Walgreen Co Oxycodone Shipments to Walgreens # 04570

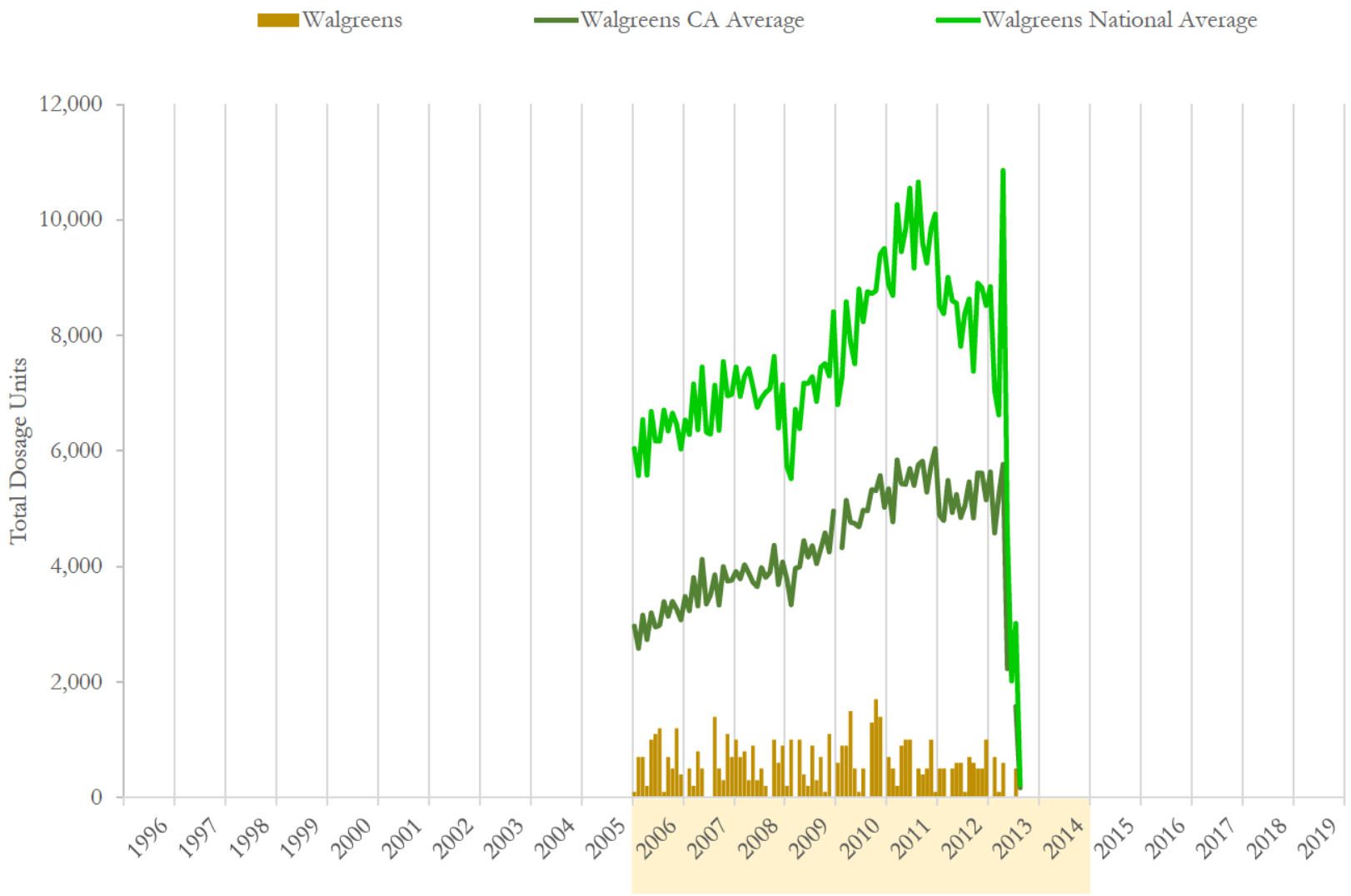

National and state averages reflect oxycodone shipped from Walgreen Co to all active pharmacies each month.
Data source: ARCOS (2006-2014) and Defendant Distribution Data (Walgreens 1/2006 - 3/2014)

Walgreens # 04570 (8/1998 to 12/2017)
DEA: BW5889401
3001 Taraval Street
San Francisco, CA 94116

Walgreen Co Oxycodone Shipments to Walgreens # 04570

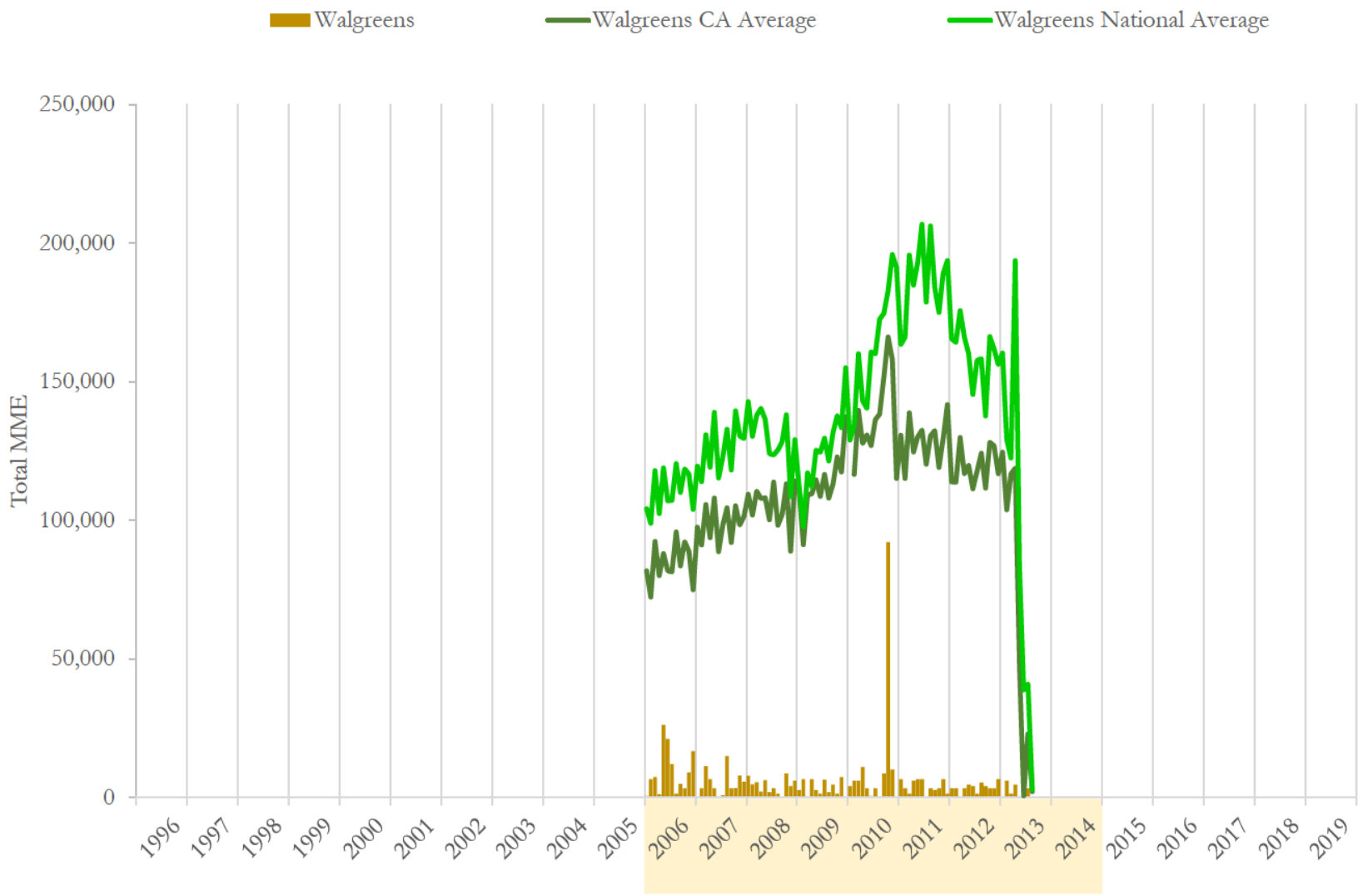

National and state averages reflect oxycodone shipped from Walgreen Co to all active pharmacies each month.
Data source: ARCOS (2006-2014) and Defendant Distribution Data (Walgreens 1/2006 - 3/2014)

Walgreens # 04570 (8/1998 to 12/2017)
DEA: BW5889401
3001 Taraval Street
San Francisco, CA 94116

Walgreen Co Oxycodone Shipments to Walgreens # 04570

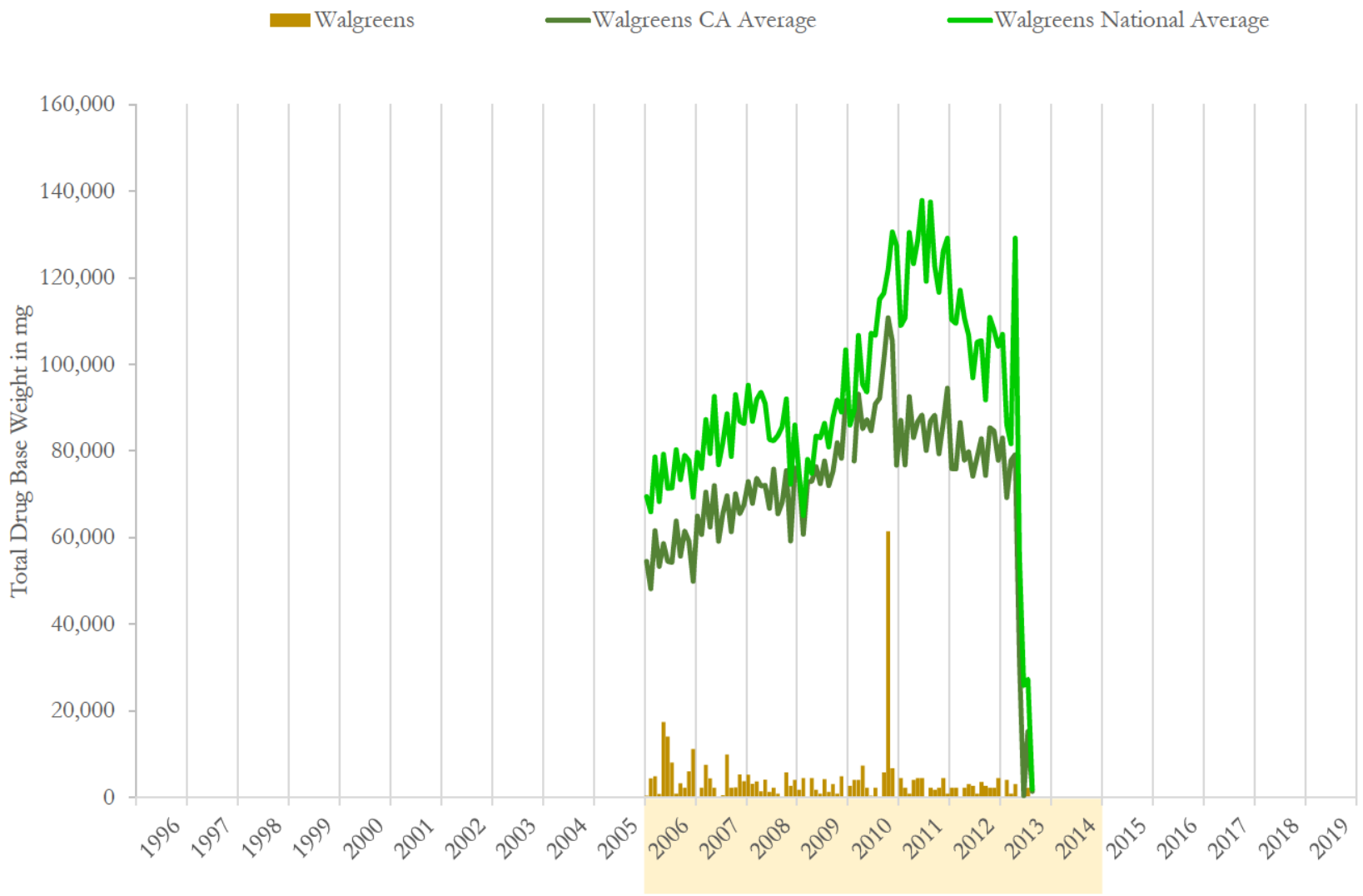

National and state averages reflect oxycodone shipped from Walgreen Co to all active pharmacies each month.
Data source: ARCOS (2006-2014) and Defendant Distribution Data (Walgreens 1/2006 - 3/2014)

Walgreen Co Oxycodone Shipments to Walgreens # 04570

	Dosage Units		MME		Drug Base Weight in mg	
Date	Walgreens	% Change	Walgreens	% Change	Walgreens	% Change
01/2006	100	n/a	605	n/a	403	n/a
02/2006	700	600.0%	6,657	1000.0%	4,438	1000.0%
03/2006	700	0.0%	7,396	11.1%	4,931	11.1%
04/2006	200	-71.4%	1,210	-83.6%	807	-83.6%
05/2006	1,000	400.0%	26,155	2061.1%	17,437	2061.1%
06/2006	1,100	10.0%	21,113	-19.3%	14,075	-19.3%
07/2006	1,200	9.1%	12,103	-42.7%	8,069	-42.7%
08/2006	100	-91.7%	1,345	-88.9%	897	-88.9%
09/2006	700	600.0%	4,976	270.0%	3,317	270.0%
10/2006	500	-28.6%	3,362	-32.4%	2,241	-32.4%
11/2006	1,200	140.0%	9,077	170.0%	6,051	170.0%
12/2006	400	-66.7%	16,742	84.4%	11,161	84.4%
01/2007	0	-100.0%	0	-100.0%	0	-100.0%
02/2007	500	n/a	3,362	n/a	2,241	n/a
03/2007	200	-60.0%	11,363	238.0%	7,575	238.0%
04/2007	800	300.0%	6,657	-41.4%	4,438	-41.4%
05/2007	500	-37.5%	3,362	-49.5%	2,241	-49.5%
06/2007	0	-100.0%	0	-100.0%	0	-100.0%
07/2007	0	n/a	795	n/a	530	n/a
08/2007	1,400	n/a	14,960	1780.9%	9,973	1780.9%
09/2007	500	-64.3%	3,362	-77.5%	2,241	-77.5%
10/2007	300	-40.0%	3,456	2.8%	2,304	2.8%
11/2007	1,100	266.7%	7,967	130.5%	5,311	130.5%
12/2007	700	-36.4%	5,661	-28.9%	3,774	-28.9%

Data source: ARCOS (2006-2014) and Defendant Distribution Data (Walgreens 1/2006 - 3/2014)

Walgreens # 04570 (8/1998 to 12/2017)
DEA: BW5889401
3001 Taraval Street
San Francisco, CA 94116

Walgreen Co Oxycodone Shipments to Walgreens # 04570

	Dosage Units		MME		Drug Base Weight in mg	
Date	Walgreens	% Change	Walgreens	% Change	Walgreens	% Change
01/2008	1,000	42.9%	7,873	39.1%	5,249	39.1%
02/2008	700	-30.0%	4,801	-39.0%	3,200	-39.0%
03/2008	800	14.3%	5,520	15.0%	3,680	15.0%
04/2008	300	-62.5%	2,158	-60.9%	1,439	-60.9%
05/2008	900	200.0%	6,239	189.1%	4,160	189.1%
06/2008	300	-66.7%	2,017	-67.7%	1,345	-67.7%
07/2008	500	66.7%	3,362	66.7%	2,241	66.7%
08/2008	200	-60.0%	1,345	-60.0%	897	-60.0%
09/2008	0	-100.0%	0	-100.0%	0	-100.0%
10/2008	1,000	n/a	8,741	n/a	5,827	n/a
11/2008	600	-40.0%	4,034	-53.8%	2,690	-53.8%
12/2008	900	50.0%	6,051	50.0%	4,034	50.0%
01/2009	200	-77.8%	2,690	-55.6%	1,793	-55.6%
02/2009	1,000	400.0%	6,724	150.0%	4,483	150.0%
03/2009	0	-100.0%	0	-100.0%	0	-100.0%
04/2009	1,000	n/a	6,724	n/a	4,483	n/a
05/2009	400	-60.0%	2,690	-60.0%	1,793	-60.0%
06/2009	200	-50.0%	1,345	-50.0%	897	-50.0%
07/2009	900	350.0%	6,388	375.0%	4,258	375.0%
08/2009	300	-66.7%	2,017	-68.4%	1,345	-68.4%
09/2009	700	133.3%	4,707	133.3%	3,138	133.3%
10/2009	100	-85.7%	1,345	-71.4%	897	-71.4%
11/2009	1,100	1000.0%	7,396	450.0%	4,931	450.0%
12/2009	0	-100.0%	0	-100.0%	0	-100.0%

Data source: ARCOS (2006-2014) and Defendant Distribution Data (Walgreens 1/2006 - 3/2014)

Walgreens # 04570 (8/1998 to 12/2017)
DEA: BW5889401
3001 Taraval Street
San Francisco, CA 94116

Walgreen Co Oxycodone Shipments to Walgreens # 04570

	Dosage Units		MME		Drug Base Weight in mg	
Date	Walgreens	% Change	Walgreens	% Change	Walgreens	% Change
01/2010	600	n/a	4,034	n/a	2,690	n/a
02/2010	900	50.0%	6,051	50.0%	4,034	50.0%
03/2010	900	0.0%	6,051	0.0%	4,034	0.0%
04/2010	1,500	66.7%	11,094	83.3%	7,396	83.3%
05/2010	500	-66.7%	3,362	-69.7%	2,241	-69.7%
06/2010	100	-80.0%	605	-82.0%	403	-82.0%
07/2010	500	400.0%	3,362	455.6%	2,241	455.6%
08/2010	0	-100.0%	0	-100.0%	0	-100.0%
09/2010	1,300	n/a	8,741	n/a	5,827	n/a
10/2010	1,700	30.8%	92,115	953.8%	61,410	953.8%
11/2010	1,400	-17.6%	10,086	-89.1%	6,724	-89.1%
12/2010	0	-100.0%	0	-100.0%	0	-100.0%
01/2011	700	n/a	6,724	n/a	4,483	n/a
02/2011	500	-28.6%	3,362	-50.0%	2,241	-50.0%
03/2011	200	-60.0%	1,345	-60.0%	897	-60.0%
04/2011	900	350.0%	6,051	350.0%	4,034	350.0%
05/2011	1,000	11.1%	6,724	11.1%	4,483	11.1%
06/2011	1,000	0.0%	6,724	0.0%	4,483	0.0%
07/2011	0	-100.0%	0	-100.0%	0	-100.0%
08/2011	500	n/a	3,362	n/a	2,241	n/a
09/2011	400	-20.0%	2,690	-20.0%	1,793	-20.0%
10/2011	500	25.0%	3,362	25.0%	2,241	25.0%
11/2011	1,000	100.0%	6,724	100.0%	4,483	100.0%
12/2011	100	-90.0%	1,345	-80.0%	897	-80.0%

Data source: ARCOS (2006-2014) and Defendant Distribution Data (Walgreens 1/2006 - 3/2014)

Walgreen Co Oxycodone Shipments to Walgreens # 04570

	Dosage Units		MME		Drug Base Weight in mg	
Date	Walgreens	% Change	Walgreens	% Change	Walgreens	% Change
01/2012	500	400.0%	3,362	150.0%	2,241	150.0%
02/2012	500	0.0%	3,362	0.0%	2,241	0.0%
03/2012	0	-100.0%	0	-100.0%	0	-100.0%
04/2012	500	n/a	3,362	n/a	2,241	n/a
05/2012	600	20.0%	4,707	40.0%	3,138	40.0%
06/2012	600	0.0%	4,034	-14.3%	2,690	-14.3%
07/2012	100	-83.3%	1,345	-66.7%	897	-66.7%
08/2012	700	600.0%	5,379	300.0%	3,586	300.0%
09/2012	600	-14.3%	4,034	-25.0%	2,690	-25.0%
10/2012	500	-16.7%	3,362	-16.7%	2,241	-16.7%
11/2012	500	0.0%	3,362	0.0%	2,241	0.0%
12/2012	1,000	100.0%	6,724	100.0%	4,483	100.0%
01/2013	0	-100.0%	0	-100.0%	0	-100.0%
02/2013	700	n/a	6,051	n/a	4,034	n/a
03/2013	100	-85.7%	1,345	-77.8%	897	-77.8%
04/2013	600	500.0%	4,707	250.0%	3,138	250.0%
05/2013	0	-100.0%	0	-100.0%	0	-100.0%
06/2013	0	n/a	0	n/a	0	n/a
07/2013	500	n/a	3,362	n/a	2,241	n/a
08/2013	0	-100.0%	0	-100.0%	0	-100.0%
09/2013	0	n/a	0	n/a	0	n/a
10/2013	0	n/a	0	n/a	0	n/a
11/2013	0	n/a	0	n/a	0	n/a
12/2013	0	n/a	0	n/a	0	n/a

Data source: ARCOS (2006-2014) and Defendant Distribution Data (Walgreens 1/2006 - 3/2014)

Walgreens # 04570 (8/1998 to 12/2017)
DEA: BW5889401
3001 Taraval Street
San Francisco, CA 94116

Walgreen Co Oxycodone Shipments to Walgreens # 04570

	Dosage Units		MME		Drug Base Weight in mg	
Date	Walgreens	% Change	Walgreens	% Change	Walgreens	% Change
1996	0		0		0	
1997	0	n/a	0	n/a	0	n/a
1998	0	n/a	0	n/a	0	n/a
1999	0	n/a	0	n/a	0	n/a
2000	0	n/a	0	n/a	0	n/a
2001	0	n/a	0	n/a	0	n/a
2002	0	n/a	0	n/a	0	n/a
2003	0	n/a	0	n/a	0	n/a
2004	0	n/a	0	n/a	0	n/a
2005	0	n/a	0	n/a	0	n/a
2006	7,900	n/a	110,740	n/a	73,827	n/a
2007	6,000	-24.1%	60,945	-45.0%	40,630	-45.0%
2008	7,200	20.0%	52,141	-14.4%	34,761	-14.4%
2009	5,900	-18.1%	42,023	-19.4%	28,016	-19.4%
2010	9,400	59.3%	145,502	246.2%	97,001	246.2%
2011	6,800	-27.7%	48,411	-66.7%	32,274	-66.7%
2012	6,100	-10.3%	43,032	-11.1%	28,688	-11.1%
2013	1,900	-68.9%	15,465	-64.1%	10,310	-64.1%
2014	0	-100.0%	0	-100.0%	0	-100.0%
2015	0	n/a	0	n/a	0	n/a
2016	0	n/a	0	n/a	0	n/a
2017	0	n/a	0	n/a	0	n/a
2018	0	n/a	0	n/a	0	n/a
2019	0	n/a	0	n/a	0	n/a
Total	**51,200**		**518,259**		**345,506**	

Data source: ARCOS (2006-2014) and Defendant Distribution Data (Walgreens 1/2006 - 3/2014)

Walgreens # 04570 (8/1998 to 12/2017)
DEA: BW5889401
3001 Taraval Street
San Francisco, CA 94116

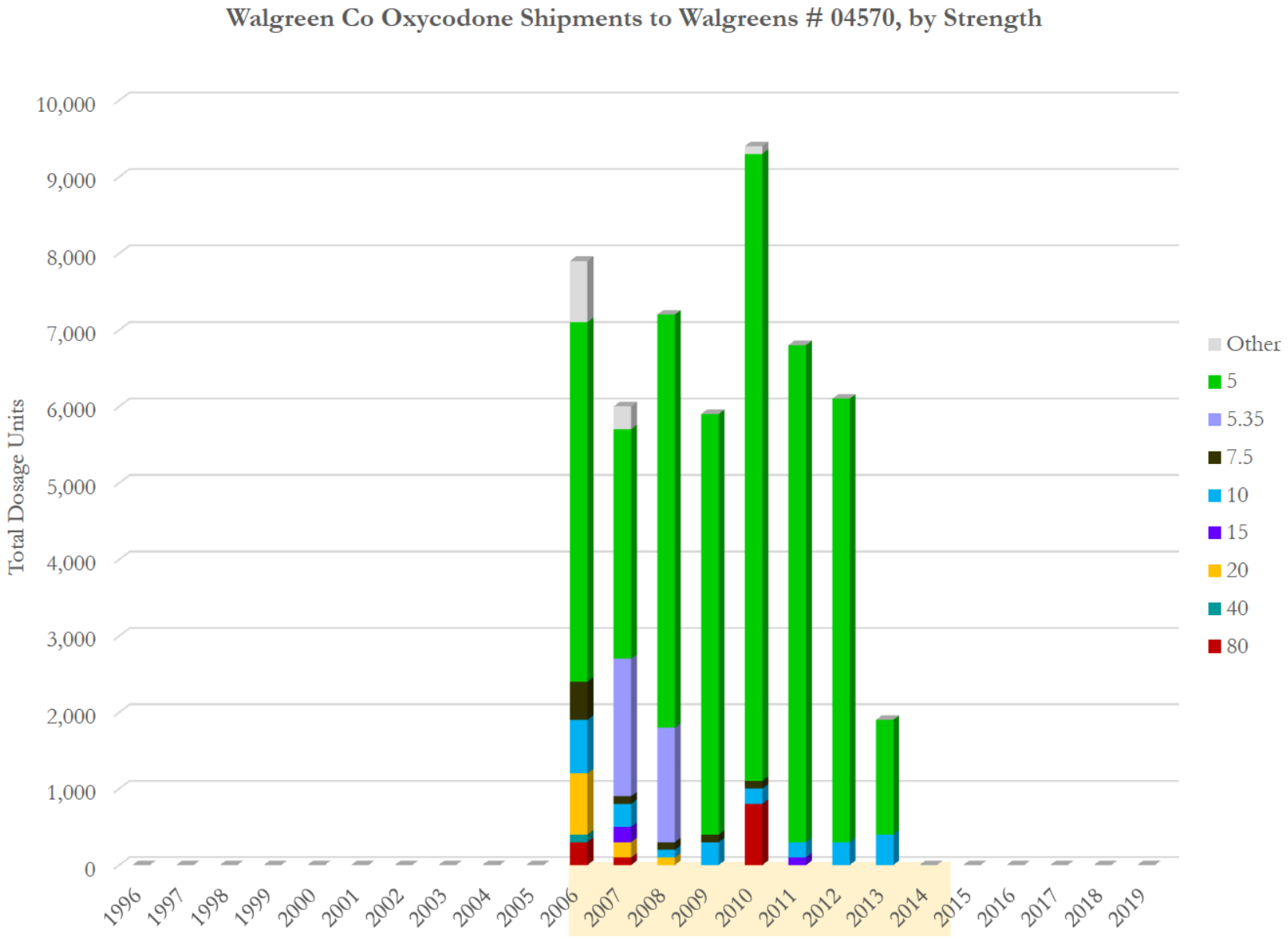

Data source: ARCOS (2006-2014) and Defendant Distribution Data (Walgreens 1/2006 - 3/2014)

Walgreens # 04570 (8/1998 to 12/2017)
DEA: BW5889401
3001 Taraval Street
San Francisco, CA 94116

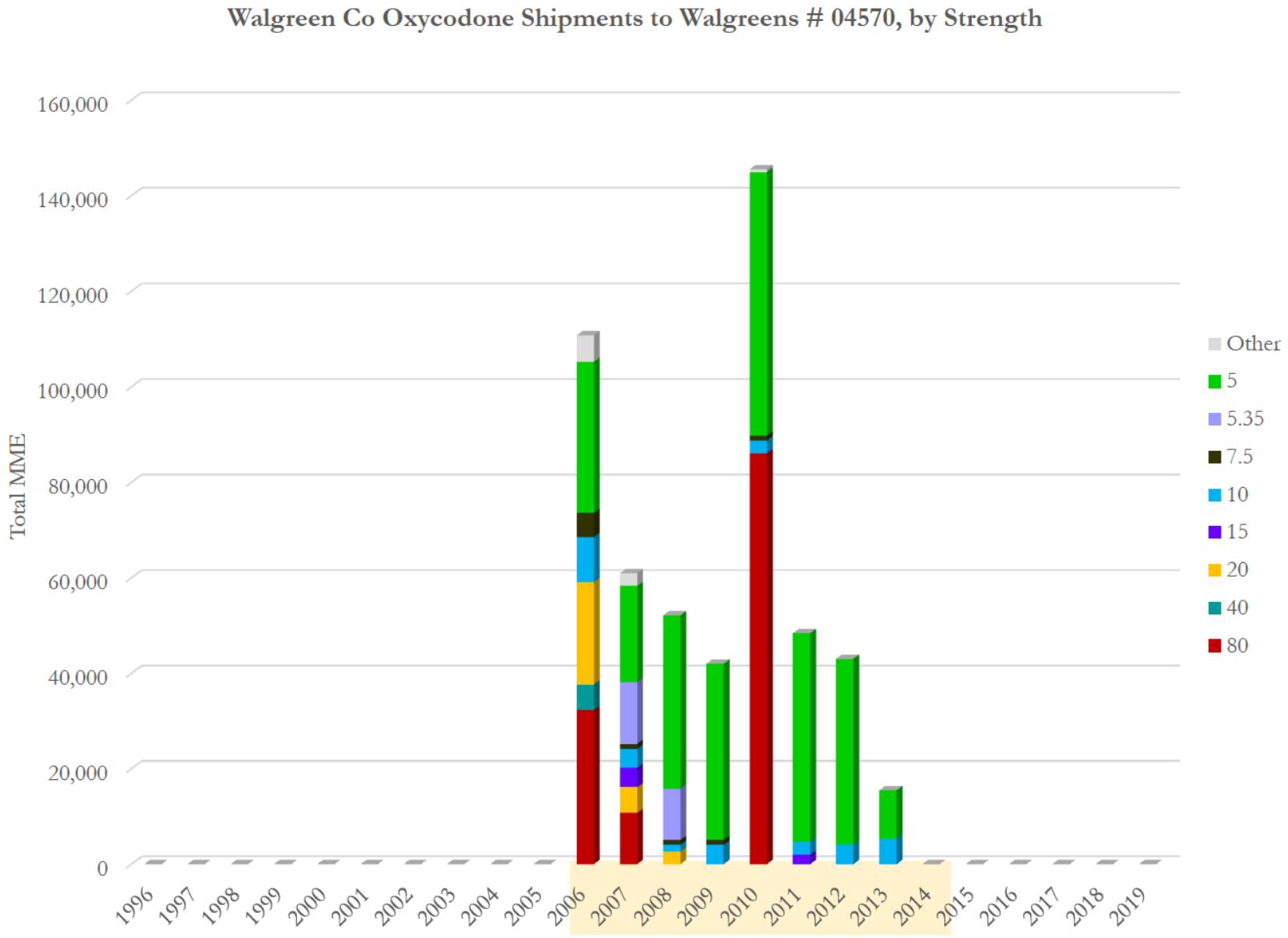

Data source: ARCOS (2006-2014) and Defendant Distribution Data (Walgreens 1/2006 - 3/2014)

Walgreens # 04570 (8/1998 to 12/2017)
DEA: BW5889401
3001 Taraval Street
San Francisco, CA 94116

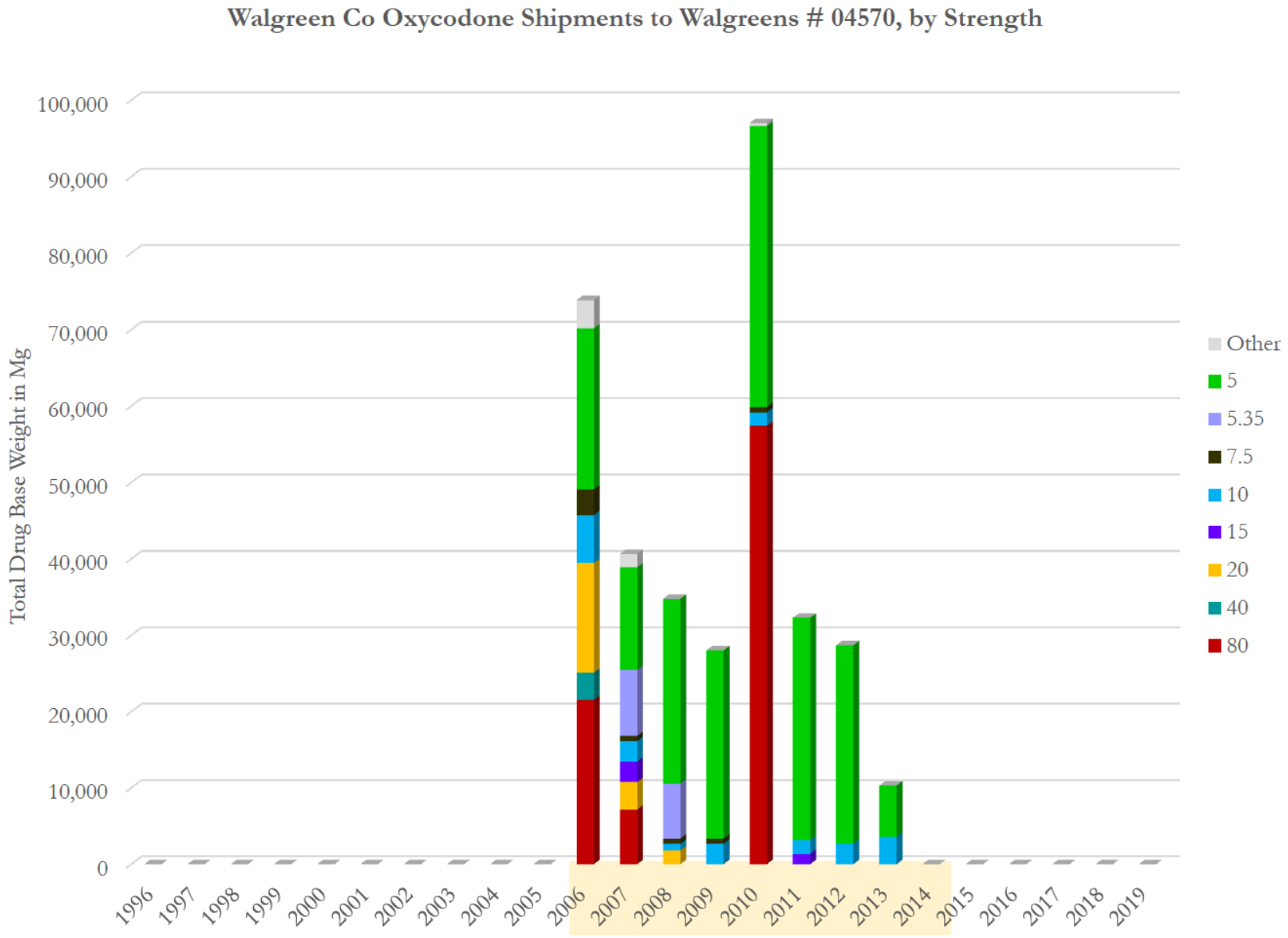

Data source: ARCOS (2006-2014) and Defendant Distribution Data (Walgreens 1/2006 - 3/2014)

Walgreens # 04570 (8/1998 to 12/2017)
DEA: BW5889401
3001 Taraval Street
San Francisco, CA 94116

Walgreen Co Oxycodone Shipments to Walgreens # 04570, by Strength
(Total Dosage Units)

Strength Year\	80	40	20	15	10	7.5	5.35	5	Other	Total	Avg. Str
1996	0	0	0	0	0	0	0	0	0	**0**	
1997	0	0	0	0	0	0	0	0	0	**0**	
1998	0	0	0	0	0	0	0	0	0	**0**	
1999	0	0	0	0	0	0	0	0	0	**0**	
2000	0	0	0	0	0	0	0	0	0	**0**	
2001	0	0	0	0	0	0	0	0	0	**0**	
2002	0	0	0	0	0	0	0	0	0	**0**	
2003	0	0	0	0	0	0	0	0	0	**0**	
2004	0	0	0	0	0	0	0	0	0	**0**	
2005	0	0	0	0	0	0	0	0	0	**0**	
2006	300	100	800	0	700	500	0	4,700	800	**7,900**	11.02
2007	100	0	200	200	300	100	1,800	3,000	300	**6,000**	7.61
2008	0	0	100	0	100	100	1,500	5,400	0	**7,200**	5.39
2009	0	0	0	0	300	100	0	5,500	0	**5,900**	5.30
2010	800	0	0	0	200	100	0	8,200	100	**9,400**	11.59
2011	0	0	0	100	200	0	0	6,500	0	**6,800**	5.29
2012	0	0	0	0	300	0	0	5,800	0	**6,100**	5.25
2013	0	0	0	0	400	0	0	1,500	0	**1,900**	6.05
2014	0	0	0	0	0	0	0	0	0	**0**	
2015	0	0	0	0	0	0	0	0	0	**0**	
2016	0	0	0	0	0	0	0	0	0	**0**	
2017	0	0	0	0	0	0	0	0	0	**0**	
2018	0	0	0	0	0	0	0	0	0	**0**	
2019	0	0	0	0	0	0	0	0	0	**0**	
Total	**1,200**	**100**	**1,100**	**300**	**2,500**	**900**	**3,300**	**40,600**	**1,200**	**51,200**	7.58

Data source: ARCOS (2006-2014) and Defendant Distribution Data (Walgreens 1/2006 - 3/2014)

Walgreens # 04570 (8/1998 to 12/2017)
DEA: BW5889401
3001 Taraval Street
San Francisco, CA 94116

Walgreen Co Oxycodone Shipments to Walgreens # 04570, by Strength (Total MME)

Strength / Year\	80	40	20	15	10	7.5	5.35	5	Other	Total	Avg. Str
1996	0	0	0	0	0	0	0	0	0	**0**	
1997	0	0	0	0	0	0	0	0	0	**0**	
1998	0	0	0	0	0	0	0	0	0	**0**	
1999	0	0	0	0	0	0	0	0	0	**0**	
2000	0	0	0	0	0	0	0	0	0	**0**	
2001	0	0	0	0	0	0	0	0	0	**0**	
2002	0	0	0	0	0	0	0	0	0	**0**	
2003	0	0	0	0	0	0	0	0	0	**0**	
2004	0	0	0	0	0	0	0	0	0	**0**	
2005	0	0	0	0	0	0	0	0	0	**0**	
2006	32,274	5,379	21,516	0	9,413	5,043	0	31,602	5,513	**110,740**	11.02
2007	10,758	0	5,379	4,034	4,034	1,009	12,948	20,171	2,611	**60,945**	7.61
2008	0	0	2,690	0	1,345	1,009	10,790	36,308	0	**52,141**	5.39
2009	0	0	0	0	4,034	1,009	0	36,981	0	**42,023**	5.30
2010	86,064	0	0	0	2,690	1,009	0	55,135	605	**145,502**	11.59
2011	0	0	0	2,017	2,690	0	0	43,704	0	**48,411**	5.29
2012	0	0	0	0	4,034	0	0	38,998	0	**43,032**	5.25
2013	0	0	0	0	5,379	0	0	10,086	0	**15,465**	6.05
2014	0	0	0	0	0	0	0	0	0	**0**	
2015	0	0	0	0	0	0	0	0	0	**0**	
2016	0	0	0	0	0	0	0	0	0	**0**	
2017	0	0	0	0	0	0	0	0	0	**0**	
2018	0	0	0	0	0	0	0	0	0	**0**	
2019	0	0	0	0	0	0	0	0	0	**0**	
Total	**129,096**	**5,379**	**29,585**	**6,051**	**33,619**	**9,077**	**23,739**	**272,984**	**8,729**	**518,259**	7.58

Data source: ARCOS (2006-2014) and Defendant Distribution Data (Walgreens 1/2006 - 3/2014)

Walgreens # 04570 (8/1998 to 12/2017)
DEA: BW5889401
3001 Taraval Street
San Francisco, CA 94116

Walgreen Co Oxycodone Shipments to Walgreens # 04570, by Strength
(Total Drug Base Weight in Milligram)

Strength Year\	80	40	20	15	10	7.5	5.35	5	Other	Total	Avg. Str
1996	0	0	0	0	0	0	0	0	0	**0**	
1997	0	0	0	0	0	0	0	0	0	**0**	
1998	0	0	0	0	0	0	0	0	0	**0**	
1999	0	0	0	0	0	0	0	0	0	**0**	
2000	0	0	0	0	0	0	0	0	0	**0**	
2001	0	0	0	0	0	0	0	0	0	**0**	
2002	0	0	0	0	0	0	0	0	0	**0**	
2003	0	0	0	0	0	0	0	0	0	**0**	
2004	0	0	0	0	0	0	0	0	0	**0**	
2005	0	0	0	0	0	0	0	0	0	**0**	
2006	21,516	3,586	14,344	0	6,276	3,362	0	21,068	3,676	**73,827**	11.02
2007	7,172	0	3,586	2,690	2,690	672	8,632	13,448	1,741	**40,630**	7.61
2008	0	0	1,793	0	897	672	7,194	24,206	0	**34,761**	5.39
2009	0	0	0	0	2,690	672	0	24,654	0	**28,016**	5.30
2010	57,376	0	0	0	1,793	672	0	36,757	403	**97,001**	11.59
2011	0	0	0	1,345	1,793	0	0	29,136	0	**32,274**	5.29
2012	0	0	0	0	2,690	0	0	25,999	0	**28,688**	5.25
2013	0	0	0	0	3,586	0	0	6,724	0	**10,310**	6.05
2014	0	0	0	0	0	0	0	0	0	**0**	
2015	0	0	0	0	0	0	0	0	0	**0**	
2016	0	0	0	0	0	0	0	0	0	**0**	
2017	0	0	0	0	0	0	0	0	0	**0**	
2018	0	0	0	0	0	0	0	0	0	**0**	
2019	0	0	0	0	0	0	0	0	0	**0**	
Total	**86,064**	**3,586**	**19,723**	**4,034**	**22,413**	**6,051**	**15,826**	**181,990**	**5,820**	**345,506**	7.58

Data source: ARCOS (2006-2014) and Defendant Distribution Data (Walgreens 1/2006 - 3/2014)

Walgreens # 04570 (8/1998 to 12/2017)
DEA: BW5889401
3001 Taraval Street
San Francisco, CA 94116

Anda, Inc Hydrocodone Shipments to Walgreens # 04570

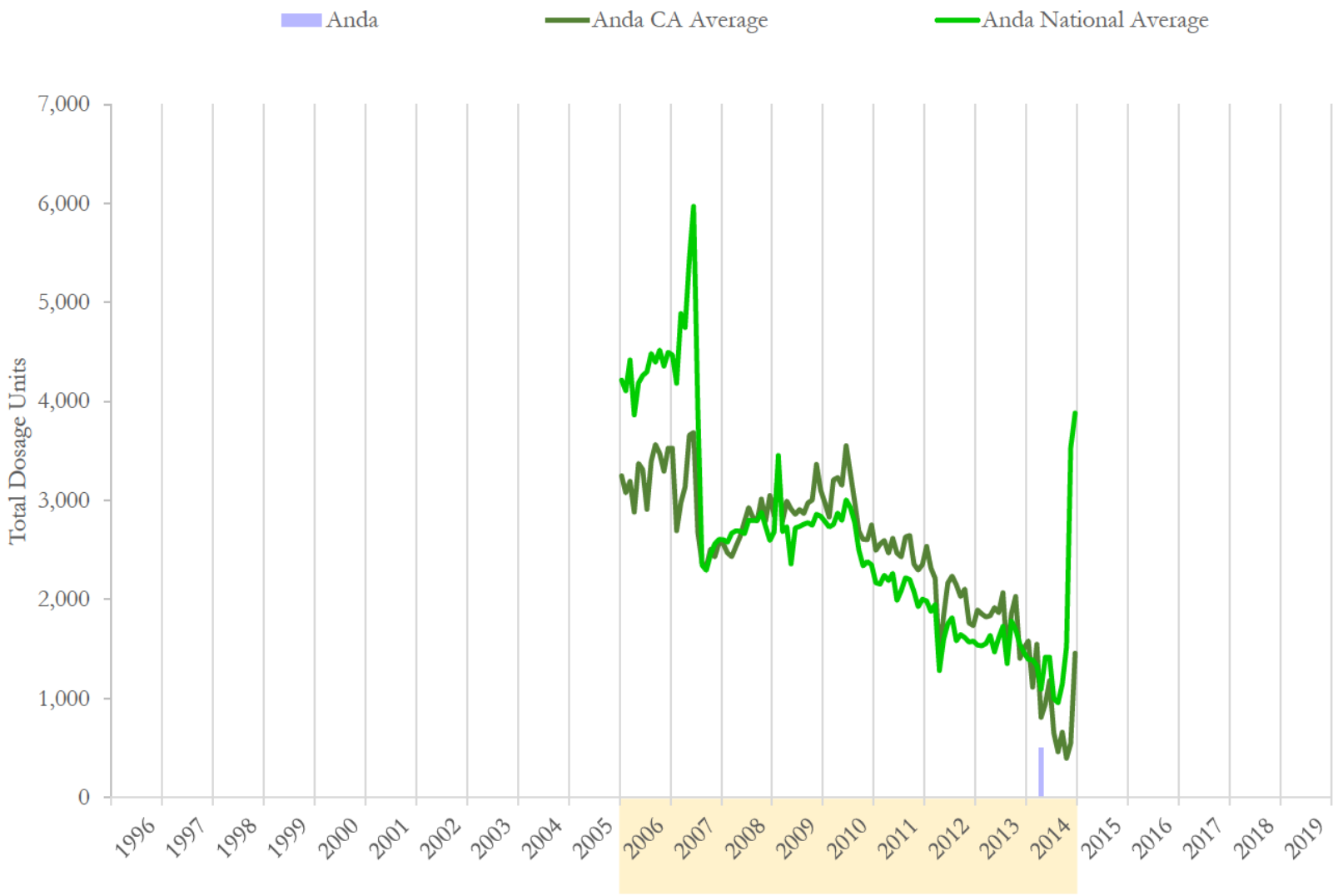

National and state averages reflect hydrocodone shipped from Anda, Inc to all active pharmacies each month.
Data source: ARCOS (2006-2014) and Defendant Distribution Data (Anda 12/1996 - 1/2015)

Walgreens # 04570 (8/1998 to 12/2017)
DEA: BW5889401
3001 Taraval Street
San Francisco, CA 94116

Anda, Inc Hydrocodone Shipments to Walgreens # 04570

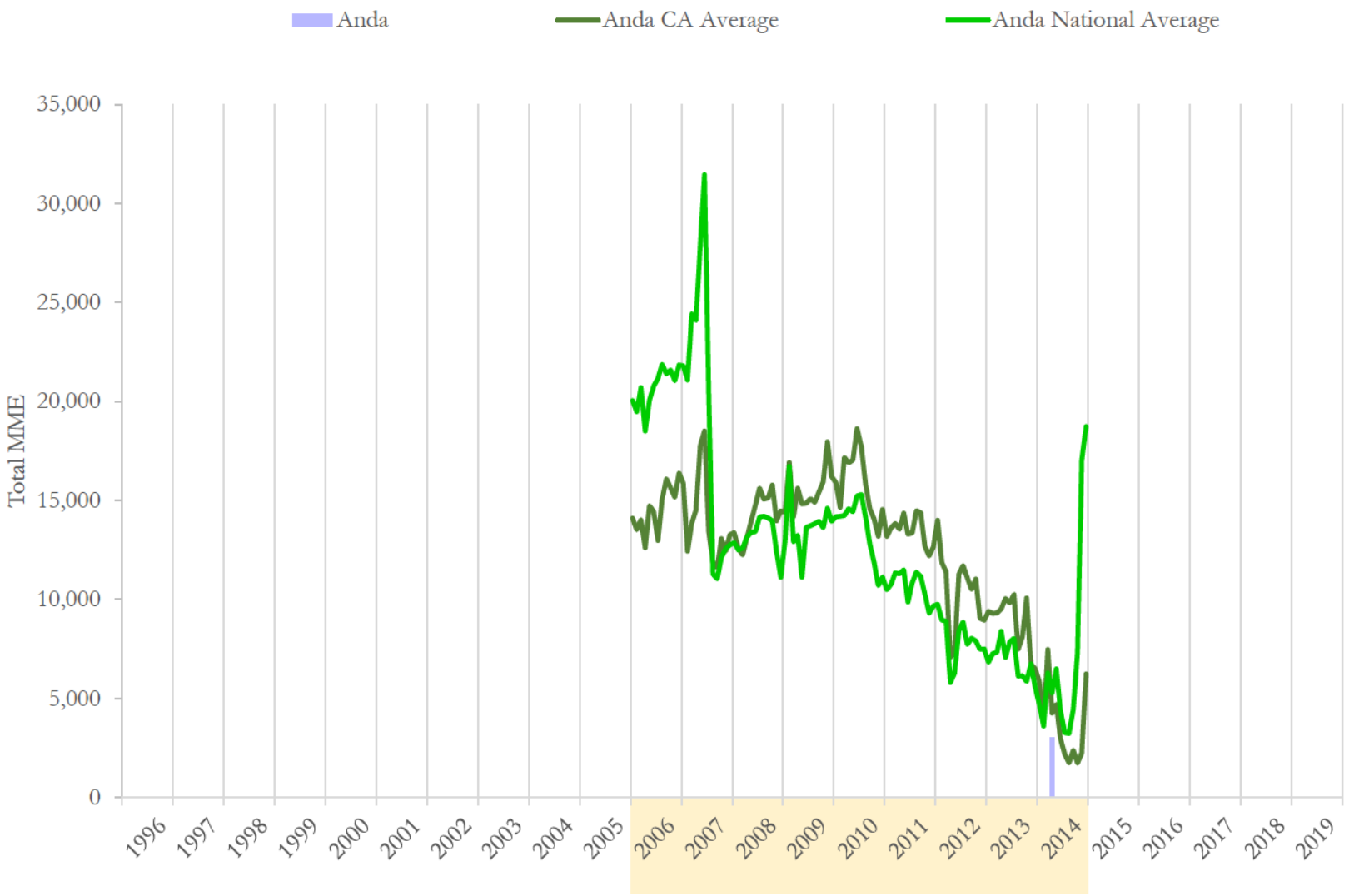

National and state averages reflect hydrocodone shipped from Anda, Inc to all active pharmacies each month.
Data source: ARCOS (2006-2014) and Defendant Distribution Data (Anda 12/1996 - 1/2015)

Walgreens # 04570 (8/1998 to 12/2017)
DEA: BW5889401
3001 Taraval Street
San Francisco, CA 94116

Anda, Inc Hydrocodone Shipments to Walgreens # 04570

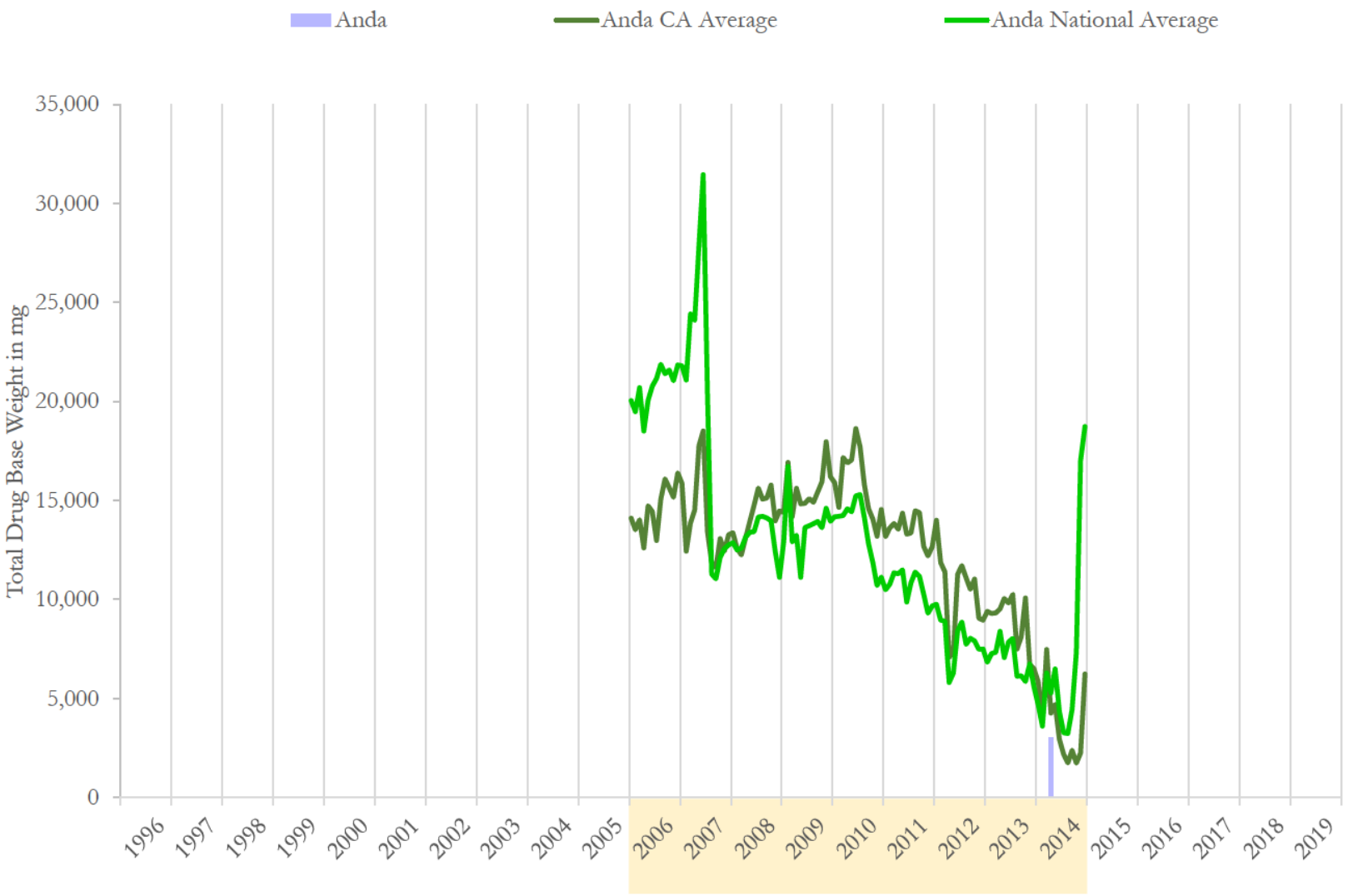

National and state averages reflect hydrocodone shipped from Anda, Inc to all active pharmacies each month.
Data source: ARCOS (2006-2014) and Defendant Distribution Data (Anda 12/1996 - 1/2015)

Anda, Inc Hydrocodone Shipments to Walgreens # 04570

	Dosage Units		MME		Drug Base Weight in mg	
Date	Anda	% Change	Anda	% Change	Anda	% Change
01/2014	0	n/a	0	n/a	0	n/a
02/2014	0	n/a	0	n/a	0	n/a
03/2014	0	n/a	0	n/a	0	n/a
04/2014	500	n/a	3,027	n/a	3,027	n/a
05/2014	0	-100.0%	0	-100.0%	0	-100.0%
06/2014	0	n/a	0	n/a	0	n/a
07/2014	0	n/a	0	n/a	0	n/a
08/2014	0	n/a	0	n/a	0	n/a
09/2014	0	n/a	0	n/a	0	n/a
10/2014	0	n/a	0	n/a	0	n/a
11/2014	0	n/a	0	n/a	0	n/a
12/2014	0	n/a	0	n/a	0	n/a
01/2015	0	n/a	0	n/a	0	n/a
02/2015	0	n/a	0	n/a	0	n/a
03/2015	0	n/a	0	n/a	0	n/a
04/2015	0	n/a	0	n/a	0	n/a
05/2015	0	n/a	0	n/a	0	n/a
06/2015	0	n/a	0	n/a	0	n/a
07/2015	0	n/a	0	n/a	0	n/a
08/2015	0	n/a	0	n/a	0	n/a
09/2015	0	n/a	0	n/a	0	n/a
10/2015	0	n/a	0	n/a	0	n/a
11/2015	0	n/a	0	n/a	0	n/a
12/2015	0	n/a	0	n/a	0	n/a

Data source: ARCOS (2006-2014) and Defendant Distribution Data (Anda 12/1996 - 1/2015)

Anda, Inc Hydrocodone Shipments to Walgreens # 04570

	Dosage Units		MME		Drug Base Weight in mg	
Date	**Anda**	**% Change**	**Anda**	**% Change**	**Anda**	**% Change**
1996	0		0		0	
1997	0	n/a	0	n/a	0	n/a
1998	0	n/a	0	n/a	0	n/a
1999	0	n/a	0	n/a	0	n/a
2000	0	n/a	0	n/a	0	n/a
2001	0	n/a	0	n/a	0	n/a
2002	0	n/a	0	n/a	0	n/a
2003	0	n/a	0	n/a	0	n/a
2004	0	n/a	0	n/a	0	n/a
2005	0	n/a	0	n/a	0	n/a
2006	0	n/a	0	n/a	0	n/a
2007	0	n/a	0	n/a	0	n/a
2008	0	n/a	0	n/a	0	n/a
2009	0	n/a	0	n/a	0	n/a
2010	0	n/a	0	n/a	0	n/a
2011	0	n/a	0	n/a	0	n/a
2012	0	n/a	0	n/a	0	n/a
2013	0	n/a	0	n/a	0	n/a
2014	500	n/a	3,027	n/a	3,027	n/a
2015	0	-100.0%	0	-100.0%	0	-100.0%
2016	0	n/a	0	n/a	0	n/a
2017	0	n/a	0	n/a	0	n/a
2018	0	n/a	0	n/a	0	n/a
2019	0	n/a	0	n/a	0	n/a
Total	**500**		**3,027**		**3,027**	

Data source: ARCOS (2006-2014) and Defendant Distribution Data (Anda 12/1996 - 1/2015)

Walgreens # 04570 (8/1998 to 12/2017)
DEA: BW5889401
3001 Taraval Street
San Francisco, CA 94116

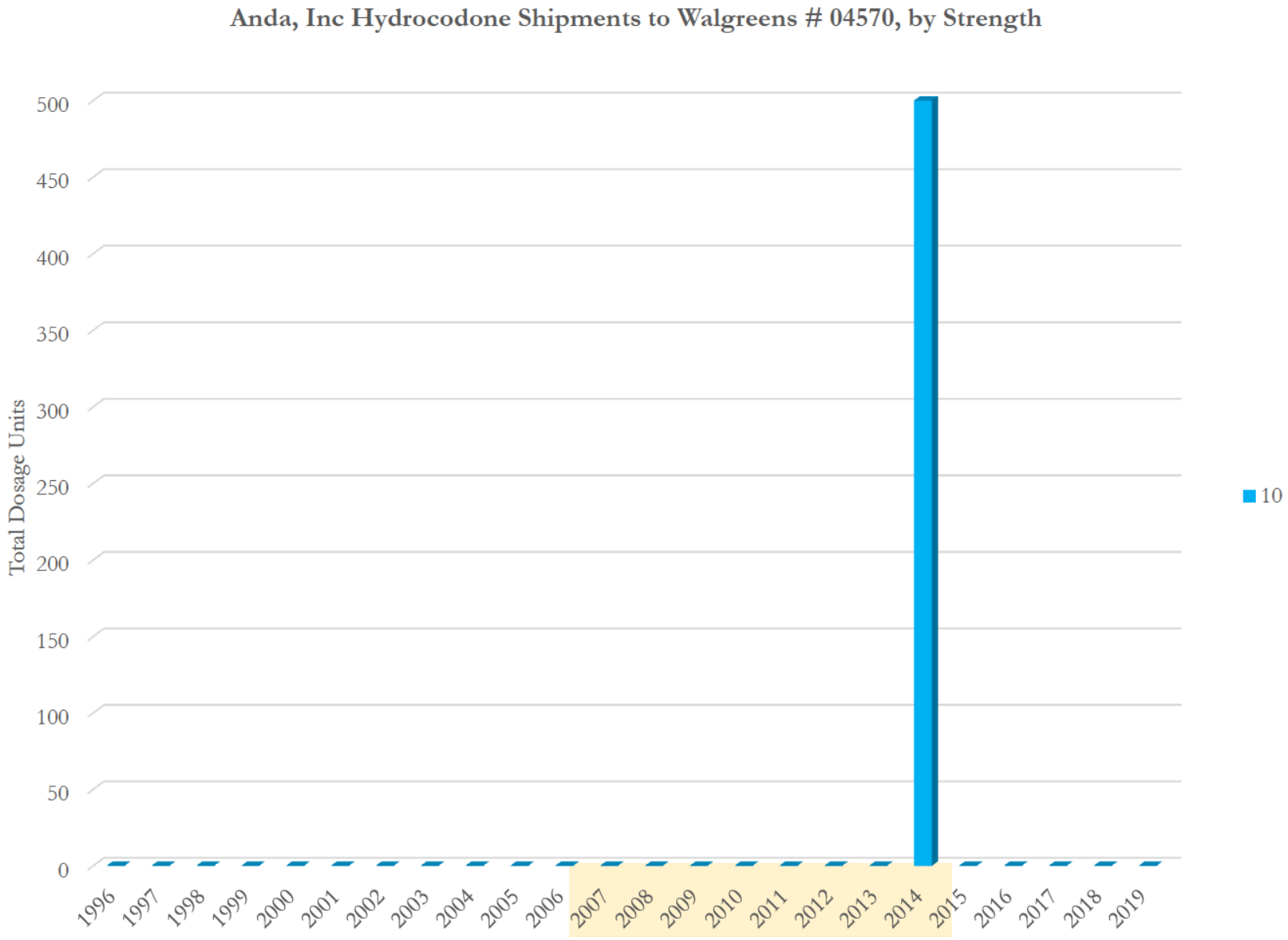

Data source: ARCOS (2006-2014) and Defendant Distribution Data (Anda 12/1996 - 1/2015)

Walgreens # 04570 (8/1998 to 12/2017)
DEA: BW5889401
3001 Taraval Street
San Francisco, CA 94116

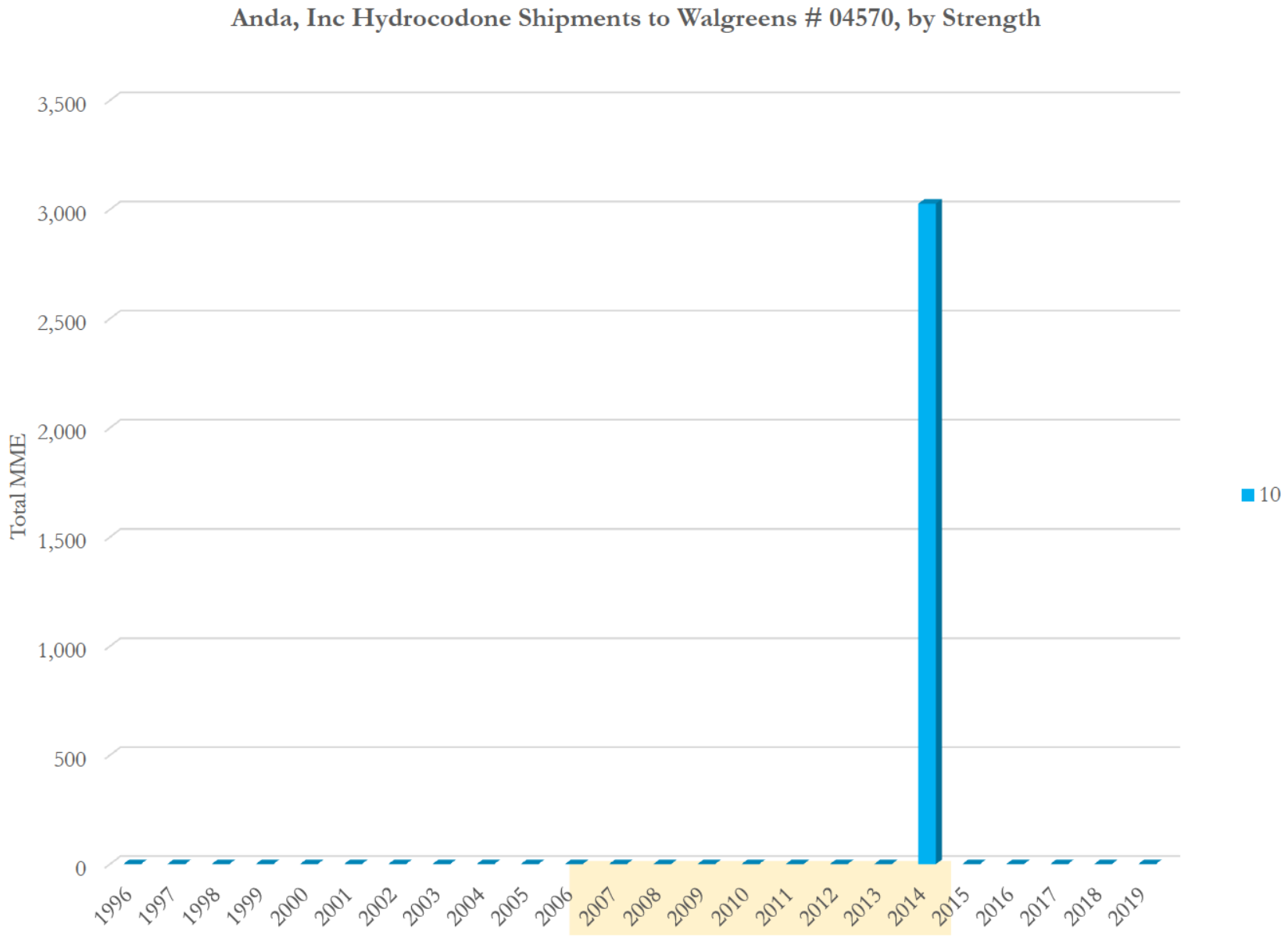

Data source: ARCOS (2006-2014) and Defendant Distribution Data (Anda 12/1996 - 1/2015)

Walgreens # 04570 (8/1998 to 12/2017)
DEA: BW5889401
3001 Taraval Street
San Francisco, CA 94116

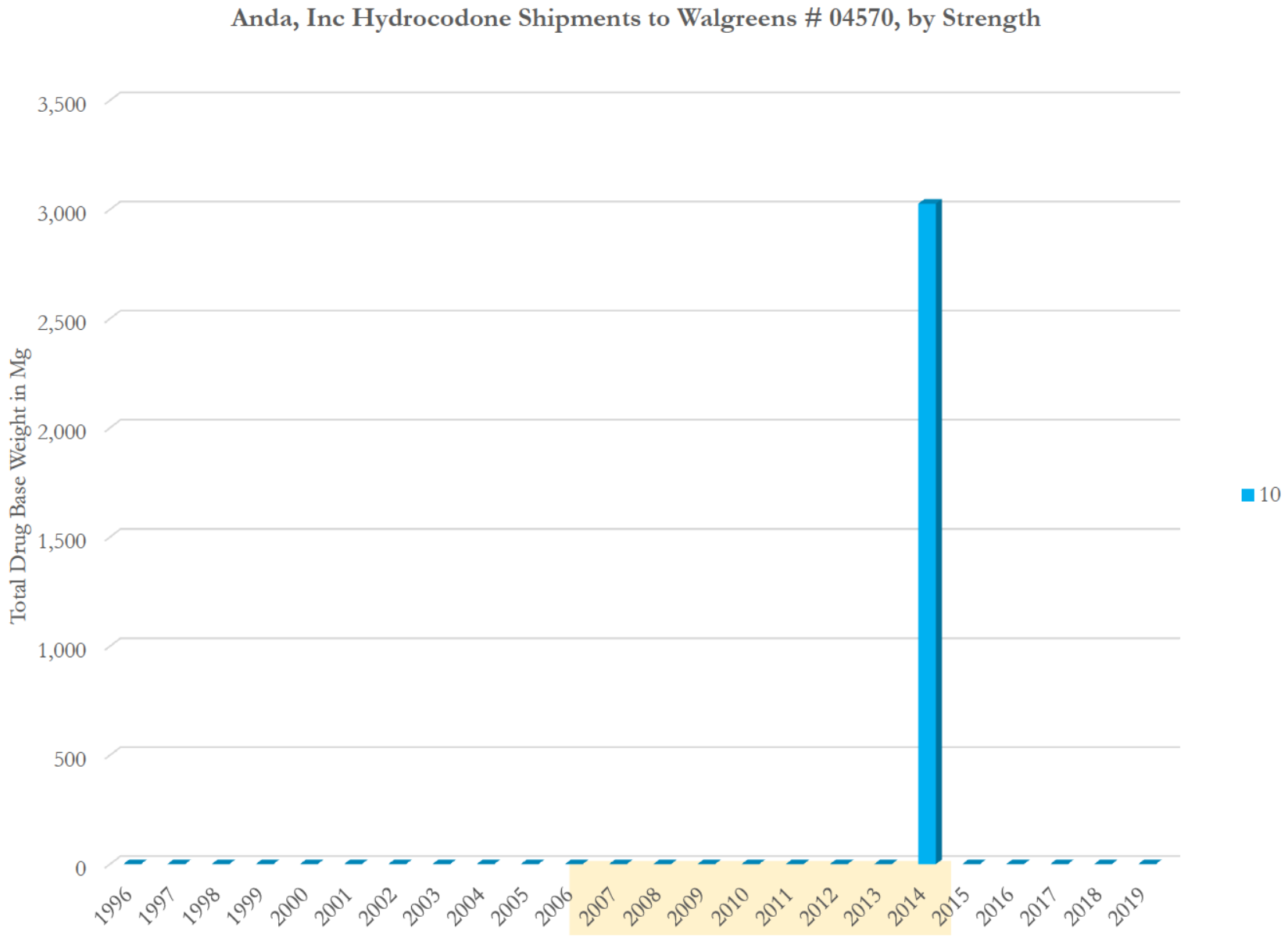

Data source: ARCOS (2006-2014) and Defendant Distribution Data (Anda 12/1996 - 1/2015)

Anda, Inc Hydrocodone Shipments to Walgreens # 04570, by Strength
(Total Dosage Units)

Strength Year\	10	Total	Avg. Str
1996	0	**0**	
1997	0	**0**	
1998	0	**0**	
1999	0	**0**	
2000	0	**0**	
2001	0	**0**	
2002	0	**0**	
2003	0	**0**	
2004	0	**0**	
2005	0	**0**	
2006	0	**0**	
2007	0	**0**	
2008	0	**0**	
2009	0	**0**	
2010	0	**0**	
2011	0	**0**	
2012	0	**0**	
2013	0	**0**	
2014	500	**500**	10.00
2015	0	**0**	
2016	0	**0**	
2017	0	**0**	
2018	0	**0**	
2019	0	**0**	
Total	**500**	**500**	10.00

Data source: ARCOS (2006-2014) and Defendant Distribution Data (Anda 12/1996 - 1/2015)

Anda, Inc Hydrocodone Shipments to Walgreens # 04570, by Strength
(Total MME)

Strength Year\	10	Total	Avg. Str
1996	0	**0**	
1997	0	**0**	
1998	0	**0**	
1999	0	**0**	
2000	0	**0**	
2001	0	**0**	
2002	0	**0**	
2003	0	**0**	
2004	0	**0**	
2005	0	**0**	
2006	0	**0**	
2007	0	**0**	
2008	0	**0**	
2009	0	**0**	
2010	0	**0**	
2011	0	**0**	
2012	0	**0**	
2013	0	**0**	
2014	3,027	**3,027**	10.00
2015	0	**0**	
2016	0	**0**	
2017	0	**0**	
2018	0	**0**	
2019	0	**0**	
Total	**3,027**	**3,027**	10.00

Data source: ARCOS (2006-2014) and Defendant Distribution Data (Anda 12/1996 - 1/2015)

Anda, Inc Hydrocodone Shipments to Walgreens # 04570, by Strength
(Total Drug Base Weight in Milligram)

Strength Year\	10	Total	Avg. Str
1996	0	**0**	
1997	0	**0**	
1998	0	**0**	
1999	0	**0**	
2000	0	**0**	
2001	0	**0**	
2002	0	**0**	
2003	0	**0**	
2004	0	**0**	
2005	0	**0**	
2006	0	**0**	
2007	0	**0**	
2008	0	**0**	
2009	0	**0**	
2010	0	**0**	
2011	0	**0**	
2012	0	**0**	
2013	0	**0**	
2014	3,027	**3,027**	10.00
2015	0	**0**	
2016	0	**0**	
2017	0	**0**	
2018	0	**0**	
2019	0	**0**	
Total	**3,027**	**3,027**	10.00

Data source: ARCOS (2006-2014) and Defendant Distribution Data (Anda 12/1996 - 1/2015)

Walgreens # 04570 (8/1998 to 12/2017)
DEA: BW5889401
3001 Taraval Street
San Francisco, CA 94116

Walgreen Co Hydrocodone Shipments to Walgreens # 04570

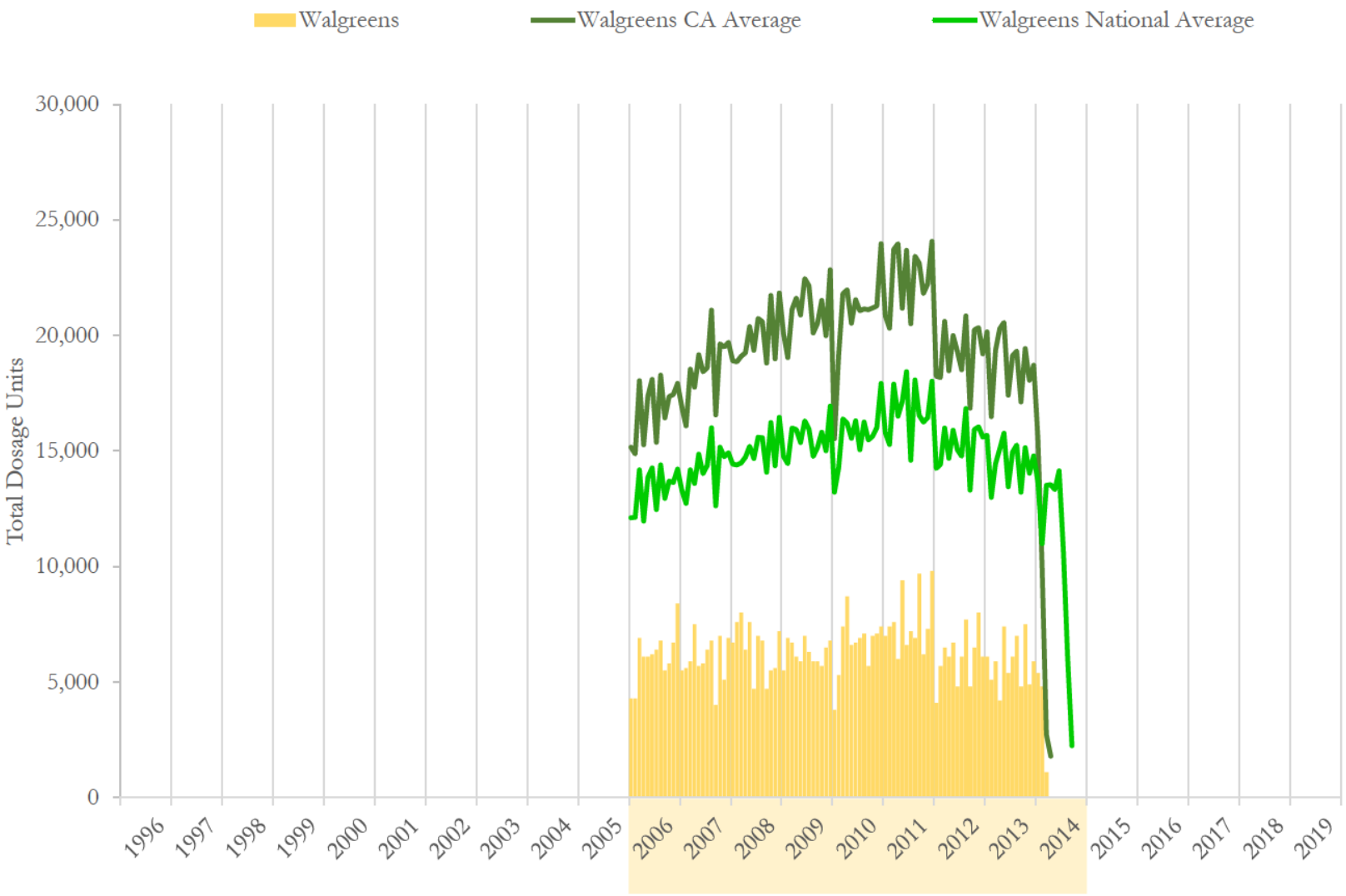

National and state averages reflect hydrocodone shipped from Walgreen Co to all active pharmacies each month.
Data source: ARCOS (2006-2014) and Defendant Distribution Data (Walgreens 1/2006 - 3/2014)

Walgreens # 04570 (8/1998 to 12/2017)
DEA: BW5889401
3001 Taraval Street
San Francisco, CA 94116

Walgreen Co Hydrocodone Shipments to Walgreens # 04570

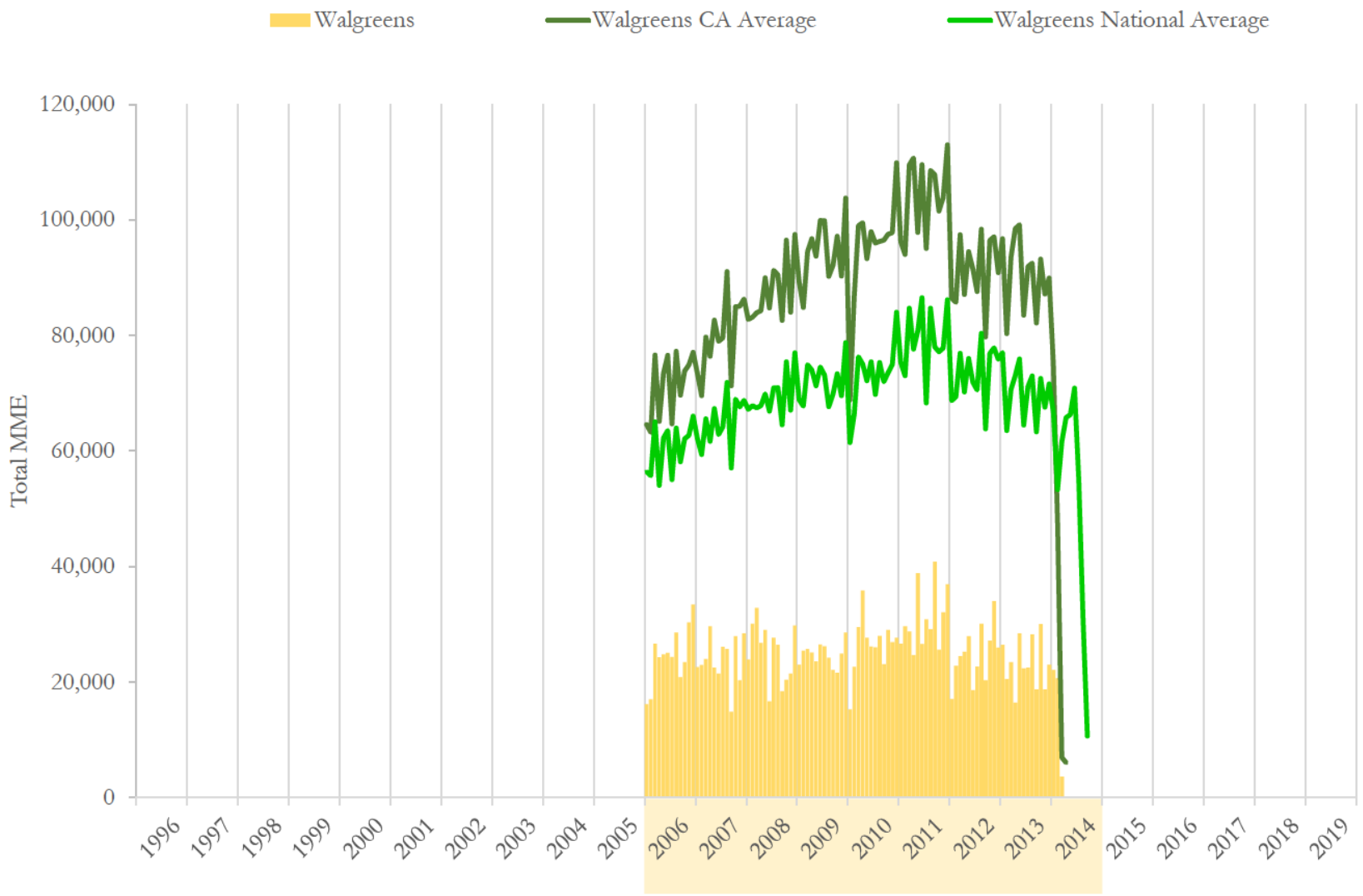

National and state averages reflect hydrocodone shipped from Walgreen Co to all active pharmacies each month.
Data source: ARCOS (2006-2014) and Defendant Distribution Data (Walgreens 1/2006 - 3/2014)

Walgreens # 04570 (8/1998 to 12/2017)
DEA: BW5889401
3001 Taraval Street
San Francisco, CA 94116

Walgreen Co Hydrocodone Shipments to Walgreens # 04570

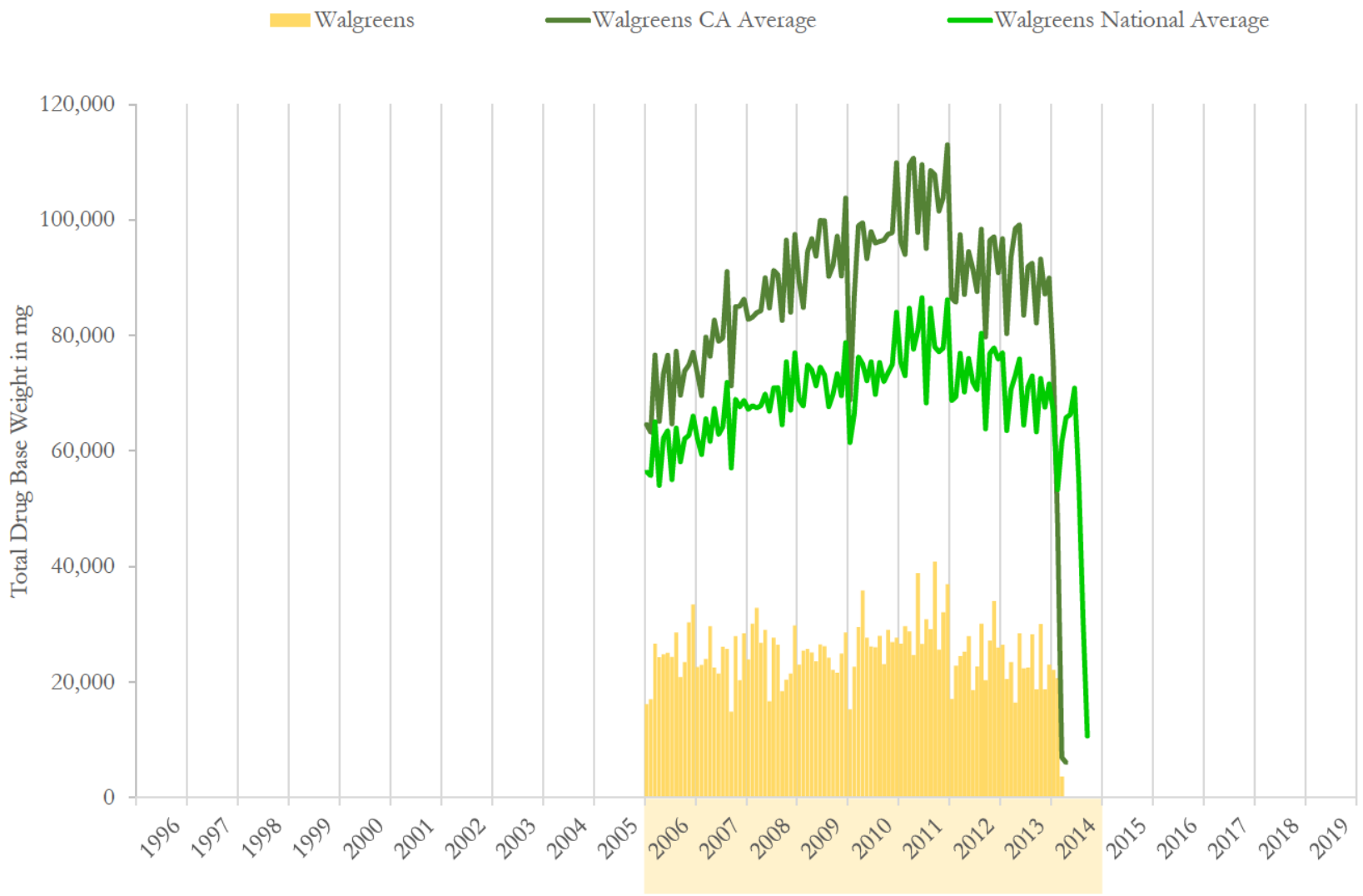

National and state averages reflect hydrocodone shipped from Walgreen Co to all active pharmacies each month.
Data source: ARCOS (2006-2014) and Defendant Distribution Data (Walgreens 1/2006 - 3/2014)

Walgreens # 04570 (8/1998 to 12/2017)
DEA: BW5889401
3001 Taraval Street
San Francisco, CA 94116

Walgreen Co Hydrocodone Shipments to Walgreens # 04570

	Dosage Units		MME		Drug Base Weight in mg	
Date	Walgreens	% Change	Walgreens	% Change	Walgreens	% Change
01/2006	4,300	n/a	16,170	n/a	16,170	n/a
02/2006	4,300	0.0%	17,021	5.3%	17,021	5.3%
03/2006	6,900	60.5%	26,621	56.4%	26,621	56.4%
04/2006	6,100	-11.6%	24,319	-8.6%	24,319	-8.6%
05/2006	6,100	0.0%	24,813	2.0%	24,813	2.0%
06/2006	6,200	1.6%	25,092	1.1%	25,092	1.1%
07/2006	6,400	3.2%	24,359	-2.9%	24,359	-2.9%
08/2006	6,800	6.3%	28,565	17.3%	28,565	17.3%
09/2006	5,500	-19.1%	20,846	-27.0%	20,846	-27.0%
10/2006	5,800	5.5%	23,443	12.5%	23,443	12.5%
11/2006	6,700	15.5%	30,348	29.5%	30,348	29.5%
12/2006	8,400	25.4%	33,448	10.2%	33,448	10.2%
01/2007	5,500	-34.5%	22,613	-32.4%	22,613	-32.4%
02/2007	5,600	1.8%	22,973	1.6%	22,973	1.6%
03/2007	5,900	5.4%	24,016	4.5%	24,016	4.5%
04/2007	7,500	27.1%	29,648	23.5%	29,648	23.5%
05/2007	5,700	-24.0%	22,535	-24.0%	22,535	-24.0%
06/2007	5,800	1.8%	21,492	-4.6%	21,492	-4.6%
07/2007	6,400	10.3%	26,094	21.4%	26,094	21.4%
08/2007	6,800	6.3%	25,721	-1.4%	25,721	-1.4%
09/2007	4,000	-41.2%	14,832	-42.3%	14,832	-42.3%
10/2007	7,000	75.0%	27,967	88.6%	27,967	88.6%
11/2007	5,100	-27.1%	20,281	-27.5%	20,281	-27.5%
12/2007	6,900	35.3%	28,421	40.1%	28,421	40.1%

Data source: ARCOS (2006-2014) and Defendant Distribution Data (Walgreens 1/2006 - 3/2014)

Walgreens # 04570 (8/1998 to 12/2017)
DEA: BW5889401
3001 Taraval Street
San Francisco, CA 94116

Walgreen Co Hydrocodone Shipments to Walgreens # 04570

	Dosage Units		MME		Drug Base Weight in mg	
Date	Walgreens	% Change	Walgreens	% Change	Walgreens	% Change
01/2008	6,700	-2.9%	23,897	-15.9%	23,897	-15.9%
02/2008	7,600	13.4%	30,111	26.0%	30,111	26.0%
03/2008	8,000	5.3%	32,835	9.0%	32,835	9.0%
04/2008	6,400	-20.0%	26,748	-18.5%	26,748	-18.5%
05/2008	7,600	18.8%	29,059	8.6%	29,059	8.6%
06/2008	4,700	-38.2%	16,649	-42.7%	16,649	-42.7%
07/2008	7,000	48.9%	27,648	66.1%	27,648	66.1%
08/2008	6,800	-2.9%	26,446	-4.3%	26,446	-4.3%
09/2008	4,700	-30.9%	18,448	-30.2%	18,448	-30.2%
10/2008	5,500	17.0%	20,432	10.8%	20,432	10.8%
11/2008	5,600	1.8%	21,492	5.2%	21,492	5.2%
12/2008	7,200	28.6%	29,767	38.5%	29,767	38.5%
01/2009	5,500	-23.6%	23,005	-22.7%	23,005	-22.7%
02/2009	6,900	25.5%	25,411	10.5%	25,411	10.5%
03/2009	6,700	-2.9%	25,713	1.2%	25,713	1.2%
04/2009	6,100	-9.0%	25,100	-2.4%	25,100	-2.4%
05/2009	5,900	-3.3%	23,594	-6.0%	23,594	-6.0%
06/2009	7,000	18.6%	26,486	12.3%	26,486	12.3%
07/2009	6,300	-10.0%	26,184	-1.1%	26,184	-1.1%
08/2009	5,900	-6.3%	24,192	-7.6%	24,192	-7.6%
09/2009	5,900	0.0%	22,097	-8.7%	22,097	-8.7%
10/2009	5,700	-3.4%	21,627	-2.1%	21,627	-2.1%
11/2009	6,500	14.0%	24,940	15.3%	24,940	15.3%
12/2009	6,800	4.6%	28,573	14.6%	28,573	14.6%

Data source: ARCOS (2006-2014) and Defendant Distribution Data (Walgreens 1/2006 - 3/2014)

Walgreens # 04570 (8/1998 to 12/2017)
DEA: BW5889401
3001 Taraval Street
San Francisco, CA 94116

Walgreen Co Hydrocodone Shipments to Walgreens # 04570

	Dosage Units		MME		Drug Base Weight in mg	
Date	Walgreens	% Change	Walgreens	% Change	Walgreens	% Change
01/2010	3,800	-44.1%	15,270	-46.6%	15,270	-46.6%
02/2010	5,300	39.5%	22,662	48.4%	22,662	48.4%
03/2010	7,400	39.6%	29,513	30.2%	29,513	30.2%
04/2010	8,700	17.6%	35,854	21.5%	35,854	21.5%
05/2010	6,600	-24.1%	27,665	-22.8%	27,665	-22.8%
06/2010	6,700	1.5%	26,167	-5.4%	26,167	-5.4%
07/2010	6,900	3.0%	26,016	-0.6%	26,016	-0.6%
08/2010	7,100	2.9%	28,000	7.6%	28,000	7.6%
09/2010	5,700	-19.7%	23,100	-17.5%	23,100	-17.5%
10/2010	7,000	22.8%	29,051	25.8%	29,051	25.8%
11/2010	7,100	1.4%	26,924	-7.3%	26,924	-7.3%
12/2010	7,400	4.2%	27,673	2.8%	27,673	2.8%
01/2011	7,000	-5.4%	26,605	-3.9%	26,605	-3.9%
02/2011	7,400	5.7%	29,640	11.4%	29,640	11.4%
03/2011	7,600	2.7%	28,757	-3.0%	28,757	-3.0%
04/2011	6,000	-21.1%	24,638	-14.3%	24,638	-14.3%
05/2011	9,400	56.7%	38,873	57.8%	38,873	57.8%
06/2011	6,600	-29.8%	26,597	-31.6%	26,597	-31.6%
07/2011	7,200	9.1%	30,859	16.0%	30,859	16.0%
08/2011	6,900	-4.2%	29,186	-5.4%	29,186	-5.4%
09/2011	9,700	40.6%	40,824	39.9%	40,824	39.9%
10/2011	6,200	-36.1%	25,578	-37.3%	25,578	-37.3%
11/2011	7,300	17.7%	32,070	25.4%	32,070	25.4%
12/2011	9,800	34.2%	36,929	15.2%	36,929	15.2%

Data source: ARCOS (2006-2014) and Defendant Distribution Data (Walgreens 1/2006 - 3/2014)

Walgreens # 04570 (8/1998 to 12/2017)
DEA: BW5889401
3001 Taraval Street
San Francisco, CA 94116

Walgreen Co Hydrocodone Shipments to Walgreens # 04570

	Dosage Units		MME		Drug Base Weight in mg	
Date	Walgreens	% Change	Walgreens	% Change	Walgreens	% Change
01/2012	4,100	-58.2%	17,054	-53.8%	17,054	-53.8%
02/2012	5,700	39.0%	22,838	33.9%	22,838	33.9%
03/2012	6,500	14.0%	24,486	7.2%	24,486	7.2%
04/2012	6,100	-6.2%	25,259	3.2%	25,259	3.2%
05/2012	6,700	9.8%	27,984	10.8%	27,984	10.8%
06/2012	4,800	-28.4%	18,600	-33.5%	18,600	-33.5%
07/2012	6,100	27.1%	22,703	22.1%	22,703	22.1%
08/2012	7,700	26.2%	30,119	32.7%	30,119	32.7%
09/2012	4,800	-37.7%	20,273	-32.7%	20,273	-32.7%
10/2012	6,500	35.4%	27,194	34.1%	27,194	34.1%
11/2012	8,000	23.1%	34,021	25.1%	34,021	25.1%
12/2012	6,100	-23.8%	25,983	-23.6%	25,983	-23.6%
01/2013	6,100	0.0%	26,454	1.8%	26,454	1.8%
02/2013	5,100	-16.4%	20,551	-22.3%	20,551	-22.3%
03/2013	5,900	15.7%	23,419	14.0%	23,419	14.0%
04/2013	4,200	-28.8%	16,465	-29.7%	16,465	-29.7%
05/2013	7,400	76.2%	28,454	72.8%	28,454	72.8%
06/2013	5,400	-27.0%	22,367	-21.4%	22,367	-21.4%
07/2013	6,100	13.0%	22,535	0.7%	22,535	0.7%
08/2013	7,000	14.8%	28,254	25.4%	28,254	25.4%
09/2013	4,800	-31.4%	18,735	-33.7%	18,735	-33.7%
10/2013	7,500	56.3%	30,078	60.5%	30,078	60.5%
11/2013	4,900	-34.7%	18,735	-37.7%	18,735	-37.7%
12/2013	5,900	20.4%	22,989	22.7%	22,989	22.7%

Data source: ARCOS (2006-2014) and Defendant Distribution Data (Walgreens 1/2006 - 3/2014)

Walgreen Co Hydrocodone Shipments to Walgreens # 04570

	Dosage Units		MME		Drug Base Weight in mg	
Date	Walgreens	% Change	Walgreens	% Change	Walgreens	% Change
01/2014	5,400	-8.5%	22,081	-4.0%	22,081	-4.0%
02/2014	4,800	-11.1%	20,694	-6.3%	20,694	-6.3%
03/2014	1,100	-77.1%	3,616	-82.5%	3,616	-82.5%
04/2014	0	-100.0%	0	-100.0%	0	-100.0%
05/2014	0	n/a	0	n/a	0	n/a
06/2014	0	n/a	0	n/a	0	n/a
07/2014	0	n/a	0	n/a	0	n/a
08/2014	0	n/a	0	n/a	0	n/a
09/2014	0	n/a	0	n/a	0	n/a
10/2014	0	n/a	0	n/a	0	n/a
11/2014	0	n/a	0	n/a	0	n/a
12/2014	0	n/a	0	n/a	0	n/a
01/2015	0	n/a	0	n/a	0	n/a
02/2015	0	n/a	0	n/a	0	n/a
03/2015	0	n/a	0	n/a	0	n/a
04/2015	0	n/a	0	n/a	0	n/a
05/2015	0	n/a	0	n/a	0	n/a
06/2015	0	n/a	0	n/a	0	n/a
07/2015	0	n/a	0	n/a	0	n/a
08/2015	0	n/a	0	n/a	0	n/a
09/2015	0	n/a	0	n/a	0	n/a
10/2015	0	n/a	0	n/a	0	n/a
11/2015	0	n/a	0	n/a	0	n/a
12/2015	0	n/a	0	n/a	0	n/a

Data source: ARCOS (2006-2014) and Defendant Distribution Data (Walgreens 1/2006 - 3/2014)

Walgreens # 04570 (8/1998 to 12/2017)
DEA: BW5889401
3001 Taraval Street
San Francisco, CA 94116

Walgreen Co Hydrocodone Shipments to Walgreens # 04570

	Dosage Units		MME		Drug Base Weight in mg	
Date	Walgreens	% Change	Walgreens	% Change	Walgreens	% Change
1996	0		0		0	
1997	0	n/a	0	n/a	0	n/a
1998	0	n/a	0	n/a	0	n/a
1999	0	n/a	0	n/a	0	n/a
2000	0	n/a	0	n/a	0	n/a
2001	0	n/a	0	n/a	0	n/a
2002	0	n/a	0	n/a	0	n/a
2003	0	n/a	0	n/a	0	n/a
2004	0	n/a	0	n/a	0	n/a
2005	0	n/a	0	n/a	0	n/a
2006	73,500	n/a	295,045	n/a	295,045	n/a
2007	72,200	-1.8%	286,594	-2.9%	286,594	-2.9%
2008	77,800	7.8%	303,532	5.9%	303,532	5.9%
2009	75,200	-3.3%	296,921	-2.2%	296,921	-2.2%
2010	79,700	6.0%	317,894	7.1%	317,894	7.1%
2011	91,100	14.3%	370,556	16.6%	370,556	16.6%
2012	73,100	-19.8%	296,513	-20.0%	296,513	-20.0%
2013	70,300	-3.8%	279,035	-5.9%	279,035	-5.9%
2014	11,300	-83.9%	46,391	-83.4%	46,391	-83.4%
2015	0	-100.0%	0	-100.0%	0	-100.0%
2016	0	n/a	0	n/a	0	n/a
2017	0	n/a	0	n/a	0	n/a
2018	0	n/a	0	n/a	0	n/a
2019	0	n/a	0	n/a	0	n/a
Total	**624,200**		**2,492,481**		**2,492,481**	

Data source: ARCOS (2006-2014) and Defendant Distribution Data (Walgreens 1/2006 - 3/2014)

Walgreens # 04570 (8/1998 to 12/2017)
DEA: BW5889401
3001 Taraval Street
San Francisco, CA 94116

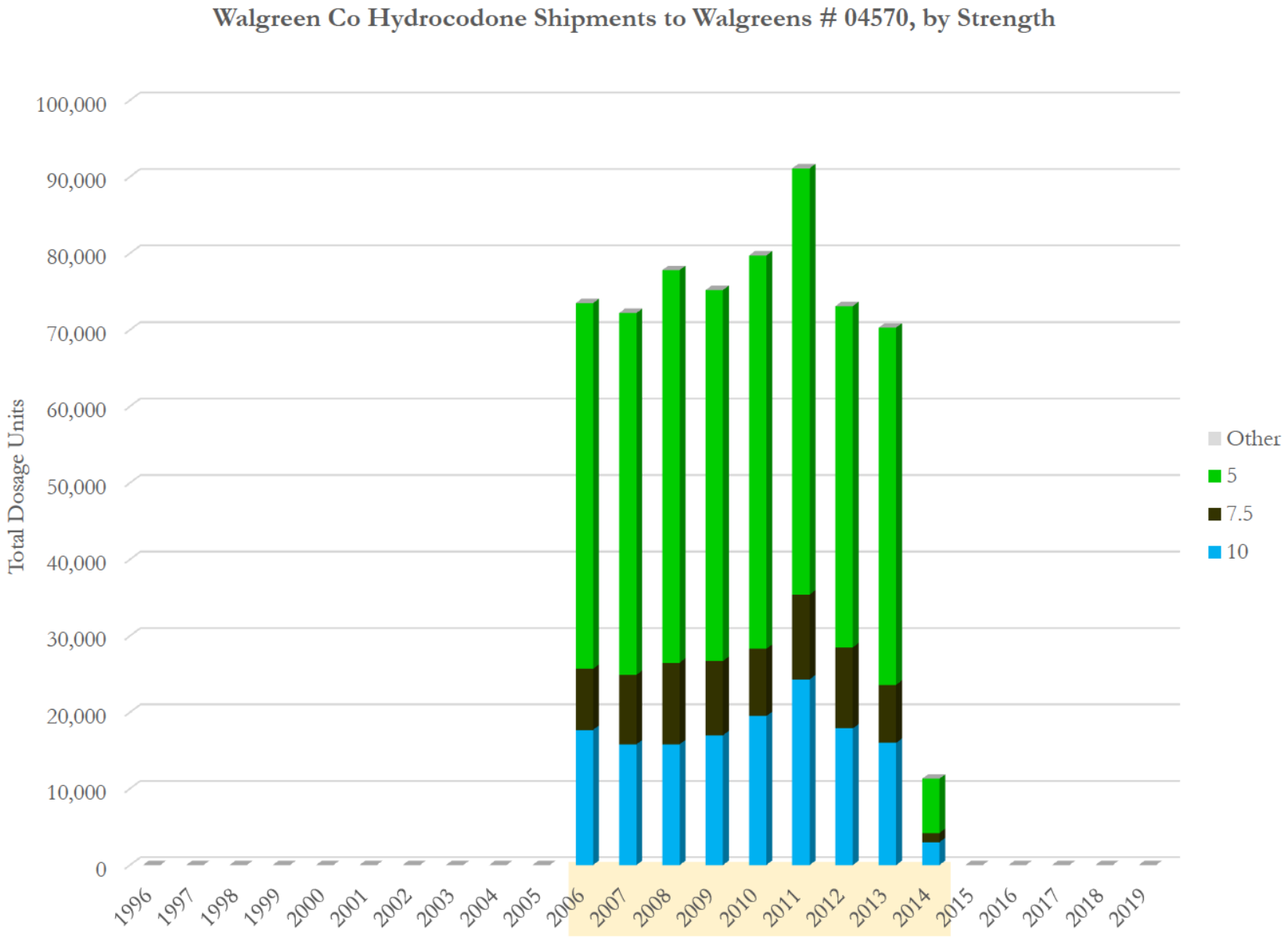

Data source: ARCOS (2006-2014) and Defendant Distribution Data (Walgreens 1/2006 - 3/2014)

Walgreens # 04570 (8/1998 to 12/2017)
DEA: BW5889401
3001 Taraval Street
San Francisco, CA 94116

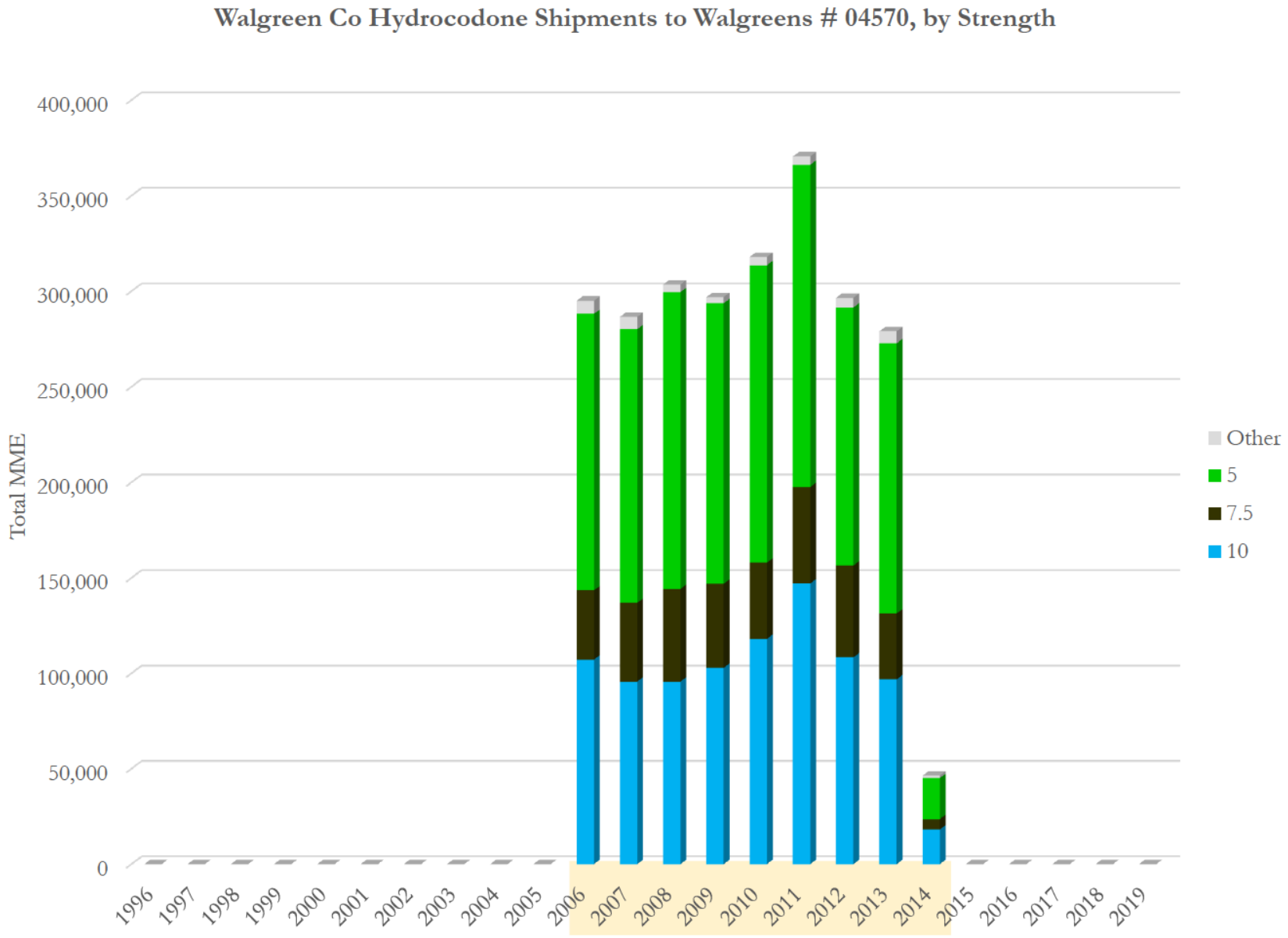

Data source: ARCOS (2006-2014) and Defendant Distribution Data (Walgreens 1/2006 - 3/2014)

Walgreens # 04570 (8/1998 to 12/2017)
DEA: BW5889401
3001 Taraval Street
San Francisco, CA 94116

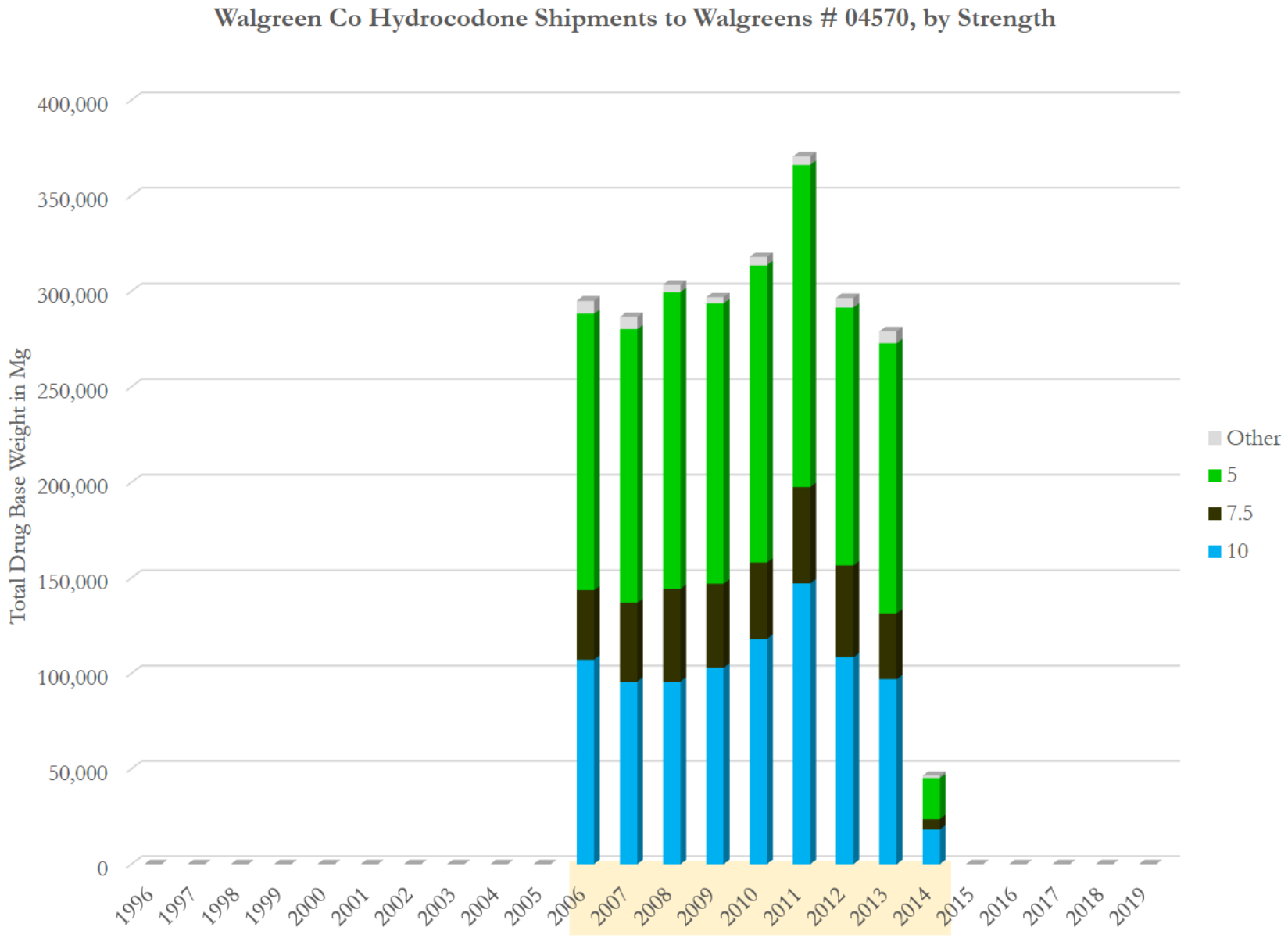

Data source: ARCOS (2006-2014) and Defendant Distribution Data (Walgreens 1/2006 - 3/2014)

Walgreens # 04570 (8/1998 to 12/2017)
DEA: BW5889401
3001 Taraval Street
San Francisco, CA 94116

Walgreen Co Hydrocodone Shipments to Walgreens # 04570, by Strength
(Total Dosage Units)

Strength Year\	10	7.5	5	Other	Total	Avg. Str
1996	0	0	0	0	**0**	
1997	0	0	0	0	**0**	
1998	0	0	0	0	**0**	
1999	0	0	0	0	**0**	
2000	0	0	0	0	**0**	
2001	0	0	0	0	**0**	
2002	0	0	0	0	**0**	
2003	0	0	0	0	**0**	
2004	0	0	0	0	**0**	
2005	0	0	0	0	**0**	
2006	17,700	8,000	47,800	0	**73,500**	6.48
2007	15,800	9,100	47,300	0	**72,200**	6.41
2008	15,800	10,700	51,300	0	**77,800**	6.36
2009	17,000	9,700	48,500	0	**75,200**	6.45
2010	19,500	8,800	51,400	0	**79,700**	6.50
2011	24,300	11,100	55,700	0	**91,100**	6.64
2012	17,900	10,600	44,600	0	**73,100**	6.59
2013	16,000	7,600	46,700	0	**70,300**	6.41
2014	3,000	1,200	7,100	0	**11,300**	6.59
2015	0	0	0	0	**0**	
2016	0	0	0	0	**0**	
2017	0	0	0	0	**0**	
2018	0	0	0	0	**0**	
2019	0	0	0	0	**0**	
Total	**147,000**	**76,800**	**400,400**	**0**	**624,200**	6.49

Data source: ARCOS (2006-2014) and Defendant Distribution Data (Walgreens 1/2006 - 3/2014)

Walgreens # 04570 (8/1998 to 12/2017)
DEA: BW5889401
3001 Taraval Street
San Francisco, CA 94116

Walgreen Co Hydrocodone Shipments to Walgreens # 04570, by Strength (Total MME)

Strength Year\	10	7.5	5	Other	Total	Avg. Str
1996	0	0	0	0	**0**	
1997	0	0	0	0	**0**	
1998	0	0	0	0	**0**	
1999	0	0	0	0	**0**	
2000	0	0	0	0	**0**	
2001	0	0	0	0	**0**	
2002	0	0	0	0	**0**	
2003	0	0	0	0	**0**	
2004	0	0	0	0	**0**	
2005	0	0	0	0	**0**	
2006	107,156	36,324	144,691	6,874	**295,045**	6.48
2007	95,653	41,319	143,177	6,445	**286,594**	6.41
2008	95,653	48,583	155,285	4,010	**303,532**	6.36
2009	102,918	44,043	146,810	3,151	**296,921**	6.45
2010	118,053	39,956	155,588	4,297	**317,894**	6.50
2011	147,112	50,400	168,604	4,440	**370,556**	6.64
2012	108,367	48,129	135,004	5,013	**296,513**	6.59
2013	96,864	34,508	141,361	6,302	**279,035**	6.41
2014	18,162	5,449	21,492	1,289	**46,391**	6.59
2015	0	0	0	0	**0**	
2016	0	0	0	0	**0**	
2017	0	0	0	0	**0**	
2018	0	0	0	0	**0**	
2019	0	0	0	0	**0**	
Total	**889,938**	**348,710**	**1,212,011**	**41,822**	**2,492,481**	6.49

Data source: ARCOS (2006-2014) and Defendant Distribution Data (Walgreens 1/2006 - 3/2014)

Walgreens # 04570 (8/1998 to 12/2017)
DEA: BW5889401
3001 Taraval Street
San Francisco, CA 94116

Walgreen Co Hydrocodone Shipments to Walgreens # 04570, by Strength
(Total Drug Base Weight in Milligram)

Strength Year\	10	7.5	5	Other	Total	Avg. Str
1996	0	0	0	0	**0**	
1997	0	0	0	0	**0**	
1998	0	0	0	0	**0**	
1999	0	0	0	0	**0**	
2000	0	0	0	0	**0**	
2001	0	0	0	0	**0**	
2002	0	0	0	0	**0**	
2003	0	0	0	0	**0**	
2004	0	0	0	0	**0**	
2005	0	0	0	0	**0**	
2006	107,156	36,324	144,691	6,874	**295,045**	6.48
2007	95,653	41,319	143,177	6,445	**286,594**	6.41
2008	95,653	48,583	155,285	4,010	**303,532**	6.36
2009	102,918	44,043	146,810	3,151	**296,921**	6.45
2010	118,053	39,956	155,588	4,297	**317,894**	6.50
2011	147,112	50,400	168,604	4,440	**370,556**	6.64
2012	108,367	48,129	135,004	5,013	**296,513**	6.59
2013	96,864	34,508	141,361	6,302	**279,035**	6.41
2014	18,162	5,449	21,492	1,289	**46,391**	6.59
2015	0	0	0	0	**0**	
2016	0	0	0	0	**0**	
2017	0	0	0	0	**0**	
2018	0	0	0	0	**0**	
2019	0	0	0	0	**0**	
Total	**889,938**	**348,710**	**1,212,011**	**41,822**	**2,492,481**	6.49

Data source: ARCOS (2006-2014) and Defendant Distribution Data (Walgreens 1/2006 - 3/2014)

Walgreens # 04275 (1/2000 to 12/2017)
DEA: BW6033079
456 Mission Street
San Francisco, CA 94105

Walgreen Co Oxycodone Shipments to Walgreens # 04275

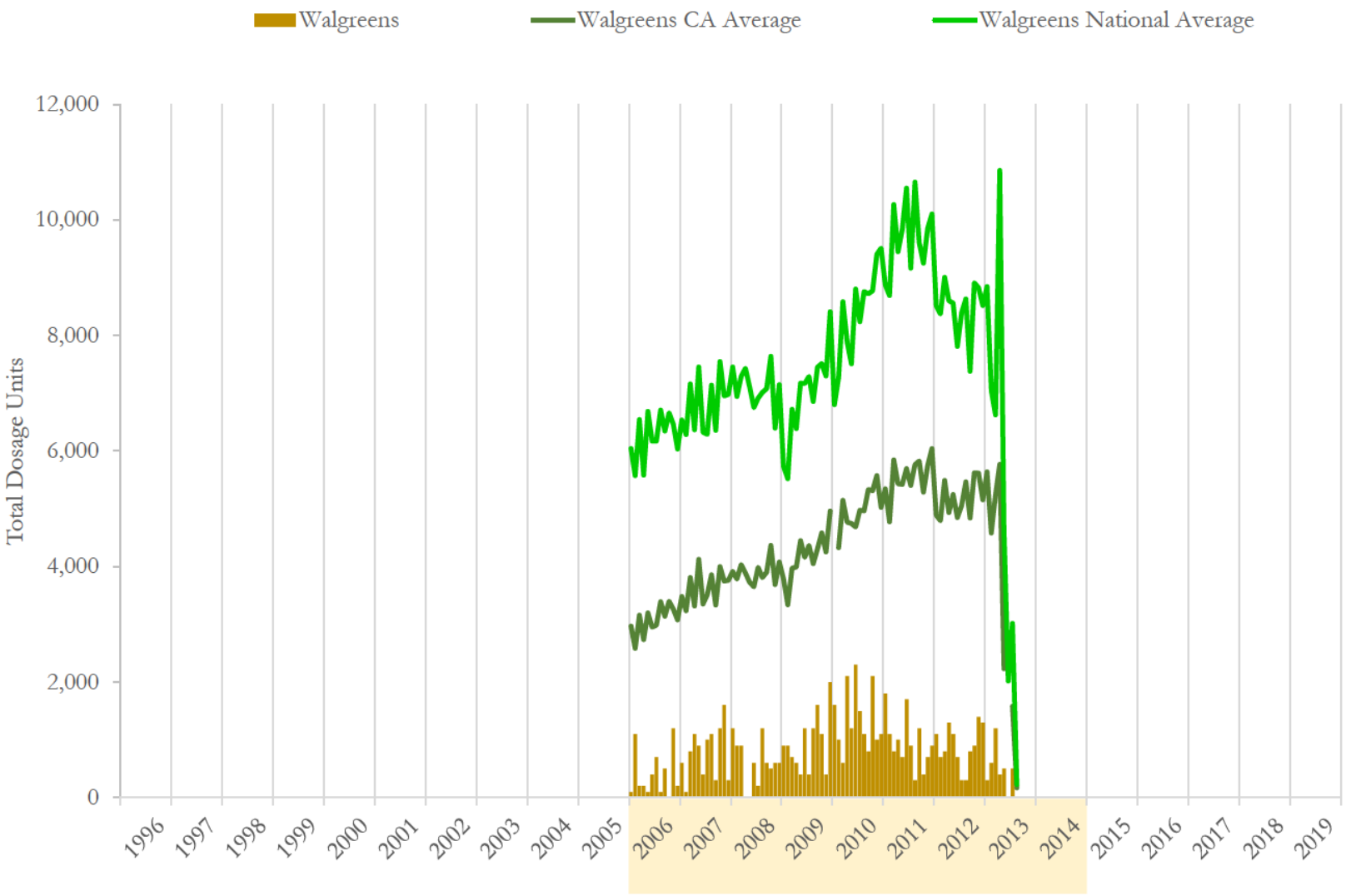

National and state averages reflect oxycodone shipped from Walgreen Co to all active pharmacies each month.
Data source: ARCOS (2006-2014) and Defendant Distribution Data (Walgreens 1/2006 - 3/2014)

Walgreens # 04275 (1/2000 to 12/2017)
DEA: BW6033079
456 Mission Street
San Francisco, CA 94105

Walgreen Co Oxycodone Shipments to Walgreens # 04275

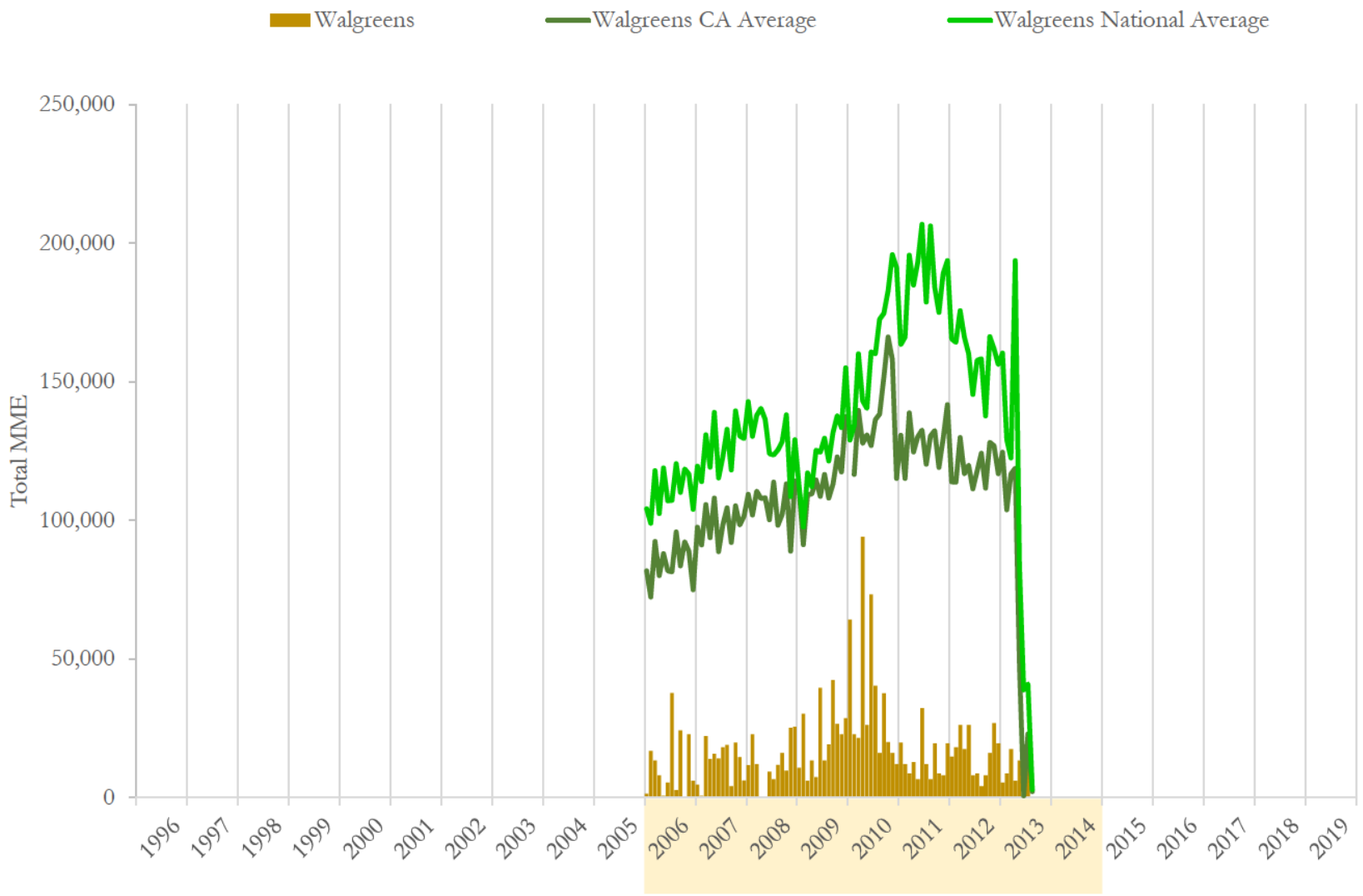

National and state averages reflect oxycodone shipped from Walgreen Co to all active pharmacies each month.
Data source: ARCOS (2006-2014) and Defendant Distribution Data (Walgreens 1/2006 - 3/2014)

Walgreens # 04275 (1/2000 to 12/2017)
DEA: BW6033079
456 Mission Street
San Francisco, CA 94105

Walgreen Co Oxycodone Shipments to Walgreens # 04275

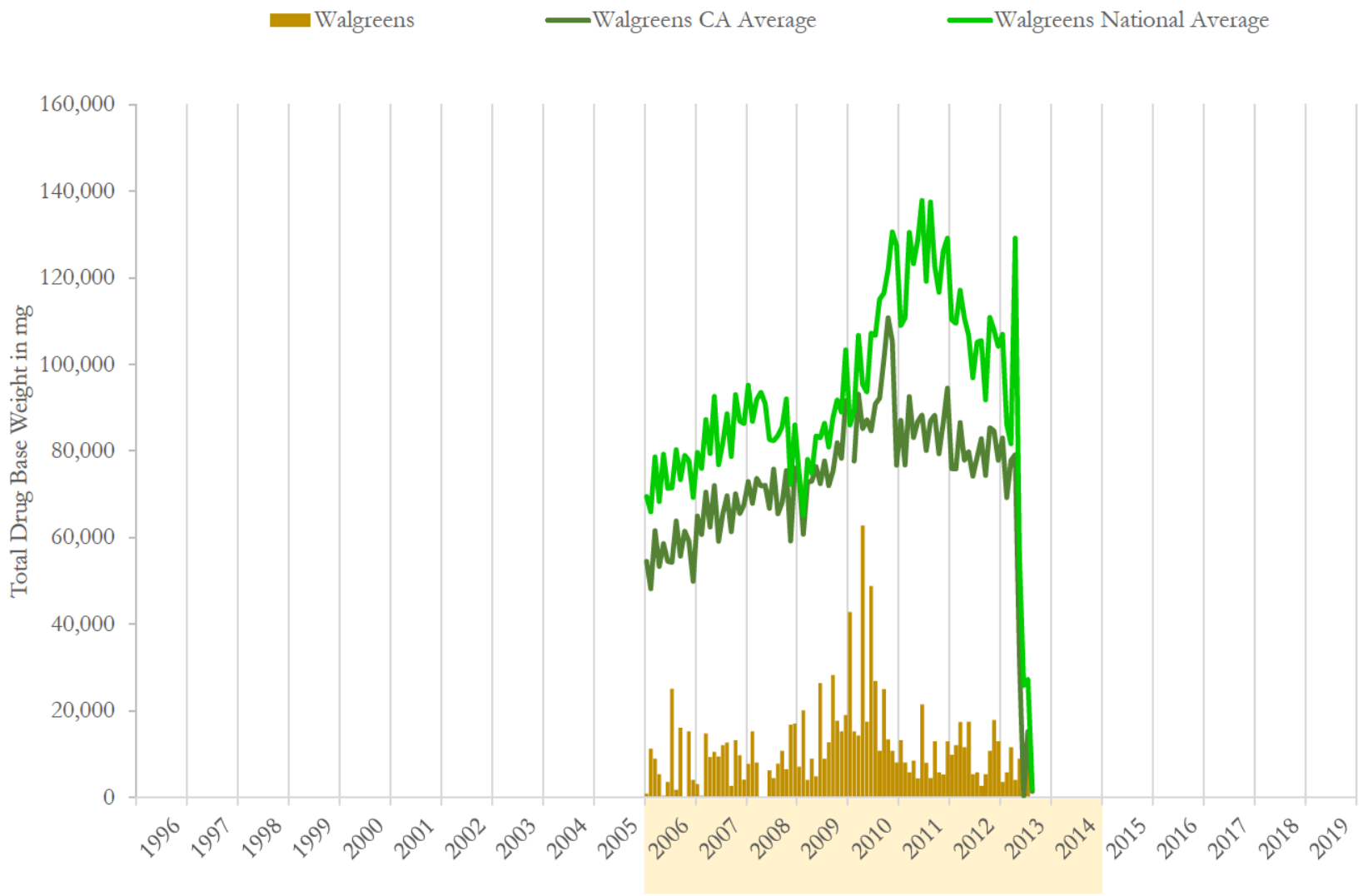

National and state averages reflect oxycodone shipped from Walgreen Co to all active pharmacies each month.
Data source: ARCOS (2006-2014) and Defendant Distribution Data (Walgreens 1/2006 - 3/2014)

Walgreens # 04275 (1/2000 to 12/2017)
DEA: BW6033079
456 Mission Street
San Francisco, CA 94105

Walgreen Co Oxycodone Shipments to Walgreens # 04275

	Dosage Units		MME		Drug Base Weight in mg	
Date	Walgreens	% Change	Walgreens	% Change	Walgreens	% Change
01/2006	100	n/a	1,345	n/a	897	n/a
02/2006	1,100	1000.0%	16,809	1150.0%	11,206	1150.0%
03/2006	200	-81.8%	13,448	-20.0%	8,965	-20.0%
04/2006	200	0.0%	8,069	-40.0%	5,379	-40.0%
05/2006	100	-50.0%	672	-91.7%	448	-91.7%
06/2006	400	300.0%	5,379	700.0%	3,586	700.0%
07/2006	700	75.0%	37,653	600.0%	25,102	600.0%
08/2006	100	-85.7%	2,690	-92.9%	1,793	-92.9%
09/2006	500	400.0%	24,206	800.0%	16,137	800.0%
10/2006	0	-100.0%	0	-100.0%	0	-100.0%
11/2006	1,200	n/a	22,861	n/a	15,241	n/a
12/2006	200	-83.3%	6,051	-73.5%	4,034	-73.5%
01/2007	600	200.0%	4,707	-22.2%	3,138	-22.2%
02/2007	100	-83.3%	672	-85.7%	448	-85.7%
03/2007	800	700.0%	22,235	3207.0%	14,824	3207.0%
04/2007	1,100	37.5%	13,985	-37.1%	9,324	-37.1%
05/2007	900	-18.2%	15,848	13.3%	10,565	13.3%
06/2007	400	-55.6%	14,167	-10.6%	9,445	-10.6%
07/2007	1,000	150.0%	18,154	28.1%	12,103	28.1%
08/2007	1,100	10.0%	19,014	4.7%	12,676	4.7%
09/2007	300	-72.7%	4,034	-78.8%	2,690	-78.8%
10/2007	1,200	300.0%	19,835	391.7%	13,223	391.7%
11/2007	1,600	33.3%	14,626	-26.3%	9,751	-26.3%
12/2007	300	-81.3%	6,174	-57.8%	4,116	-57.8%

Data source: ARCOS (2006-2014) and Defendant Distribution Data (Walgreens 1/2006 - 3/2014)

Walgreen Co Oxycodone Shipments to Walgreens # 04275

	Dosage Units		MME		Drug Base Weight in mg	
Date	Walgreens	% Change	Walgreens	% Change	Walgreens	% Change
01/2008	1,200	300.0%	11,694	89.4%	7,796	89.4%
02/2008	900	-25.0%	22,861	95.5%	15,240	95.5%
03/2008	900	0.0%	12,103	-47.1%	8,069	-47.1%
04/2008	0	-100.0%	0	-100.0%	0	-100.0%
05/2008	0	n/a	0	n/a	0	n/a
06/2008	600	n/a	9,413	n/a	6,276	n/a
07/2008	200	-66.7%	6,724	-28.6%	4,483	-28.6%
08/2008	1,200	500.0%	11,767	75.0%	7,844	75.0%
09/2008	600	-50.0%	16,137	37.1%	10,758	37.1%
10/2008	500	-16.7%	9,749	-39.6%	6,500	-39.6%
11/2008	600	20.0%	25,214	158.6%	16,809	158.6%
12/2008	600	0.0%	25,550	1.3%	17,034	1.3%
01/2009	900	50.0%	10,758	-57.9%	7,172	-57.9%
02/2009	900	0.0%	30,257	181.3%	20,171	181.3%
03/2009	700	-22.2%	6,051	-80.0%	4,034	-80.0%
04/2009	600	-14.3%	13,448	122.2%	8,965	122.2%
05/2009	400	-33.3%	7,396	-45.0%	4,931	-45.0%
06/2009	1,200	200.0%	39,603	435.5%	26,402	435.5%
07/2009	400	-66.7%	13,448	-66.0%	8,965	-66.0%
08/2009	1,200	200.0%	19,163	42.5%	12,775	42.5%
09/2009	1,600	33.3%	42,360	121.1%	28,240	121.1%
10/2009	1,100	-31.3%	26,559	-37.3%	17,706	-37.3%
11/2009	400	-63.6%	22,861	-13.9%	15,241	-13.9%
12/2009	2,000	400.0%	28,576	25.0%	19,051	25.0%

Data source: ARCOS (2006-2014) and Defendant Distribution Data (Walgreens 1/2006 - 3/2014)

Walgreens # 04275 (1/2000 to 12/2017)
DEA: BW6033079
456 Mission Street
San Francisco, CA 94105

Walgreen Co Oxycodone Shipments to Walgreens # 04275

	Dosage Units		MME		Drug Base Weight in mg	
Date	Walgreens	% Change	Walgreens	% Change	Walgreens	% Change
01/2010	1,600	-20.0%	64,212	124.7%	42,808	124.7%
02/2010	1,000	-37.5%	22,861	-64.4%	15,241	-64.4%
03/2010	600	-40.0%	21,516	-5.9%	14,344	-5.9%
04/2010	2,100	250.0%	94,133	337.5%	62,755	337.5%
05/2010	1,200	-42.9%	26,223	-72.1%	17,482	-72.1%
06/2010	2,300	91.7%	73,289	179.5%	48,859	179.5%
07/2010	1,500	-34.8%	40,343	-45.0%	26,895	-45.0%
08/2010	1,100	-26.7%	16,137	-60.0%	10,758	-60.0%
09/2010	800	-27.3%	37,586	132.9%	25,057	132.9%
10/2010	2,100	162.5%	20,104	-46.5%	13,403	-46.5%
11/2010	1,000	-52.4%	16,137	-19.7%	10,758	-19.7%
12/2010	1,100	10.0%	12,103	-25.0%	8,069	-25.0%
01/2011	1,800	63.6%	19,835	63.9%	13,223	63.9%
02/2011	1,100	-38.9%	12,103	-39.0%	8,069	-39.0%
03/2011	800	-27.3%	8,741	-27.8%	5,827	-27.8%
04/2011	1,000	25.0%	12,775	46.2%	8,517	46.2%
05/2011	700	-30.0%	6,657	-47.9%	4,438	-47.9%
06/2011	1,700	142.9%	32,274	384.8%	21,516	384.8%
07/2011	900	-47.1%	12,036	-62.7%	8,024	-62.7%
08/2011	300	-66.7%	6,724	-44.1%	4,483	-44.1%
09/2011	1,200	300.0%	19,499	190.0%	12,999	190.0%
10/2011	400	-66.7%	8,741	-55.2%	5,827	-55.2%
11/2011	700	75.0%	8,001	-8.5%	5,334	-8.5%
12/2011	900	28.6%	19,499	143.7%	12,999	143.7%

Data source: ARCOS (2006-2014) and Defendant Distribution Data (Walgreens 1/2006 - 3/2014)

Walgreen Co Oxycodone Shipments to Walgreens # 04275

	Dosage Units		MME		Drug Base Weight in mg	
Date	Walgreens	% Change	Walgreens	% Change	Walgreens	% Change
01/2012	1,100	22.2%	14,792	-24.1%	9,862	-24.1%
02/2012	700	-36.4%	18,154	22.7%	12,103	22.7%
03/2012	800	14.3%	26,201	44.3%	17,467	44.3%
04/2012	1,300	62.5%	17,482	-33.3%	11,655	-33.3%
05/2012	1,100	-15.4%	26,223	50.0%	17,482	50.0%
06/2012	700	-36.4%	8,069	-69.2%	5,379	-69.2%
07/2012	300	-57.1%	8,741	8.3%	5,827	8.3%
08/2012	300	0.0%	4,034	-53.8%	2,690	-53.8%
09/2012	800	166.7%	8,069	100.0%	5,379	100.0%
10/2012	900	12.5%	16,137	100.0%	10,758	100.0%
11/2012	1,400	55.6%	26,895	66.7%	17,930	66.7%
12/2012	1,300	-7.1%	19,499	-27.5%	12,999	-27.5%
01/2013	300	-76.9%	5,379	-72.4%	3,586	-72.4%
02/2013	600	100.0%	8,741	62.5%	5,827	62.5%
03/2013	1,200	100.0%	17,482	100.0%	11,655	100.0%
04/2013	400	-66.7%	6,051	-65.4%	4,034	-65.4%
05/2013	500	25.0%	13,448	122.2%	8,965	122.2%
06/2013	0	-100.0%	0	-100.0%	0	-100.0%
07/2013	500	n/a	12,103	n/a	8,069	n/a
08/2013	0	-100.0%	0	-100.0%	0	-100.0%
09/2013	0	n/a	0	n/a	0	n/a
10/2013	0	n/a	0	n/a	0	n/a
11/2013	0	n/a	0	n/a	0	n/a
12/2013	0	n/a	0	n/a	0	n/a

Data source: ARCOS (2006-2014) and Defendant Distribution Data (Walgreens 1/2006 - 3/2014)

Walgreens # 04275 (1/2000 to 12/2017)
DEA: BW6033079
456 Mission Street
San Francisco, CA 94105

Walgreen Co Oxycodone Shipments to Walgreens # 04275

	Dosage Units		MME		Drug Base Weight in mg	
Date	Walgreens	% Change	Walgreens	% Change	Walgreens	% Change
1996	0		0		0	
1997	0	n/a	0	n/a	0	n/a
1998	0	n/a	0	n/a	0	n/a
1999	0	n/a	0	n/a	0	n/a
2000	0	n/a	0	n/a	0	n/a
2001	0	n/a	0	n/a	0	n/a
2002	0	n/a	0	n/a	0	n/a
2003	0	n/a	0	n/a	0	n/a
2004	0	n/a	0	n/a	0	n/a
2005	0	n/a	0	n/a	0	n/a
2006	4,800	n/a	139,182	n/a	92,788	n/a
2007	9,400	95.8%	153,453	10.3%	102,302	10.3%
2008	7,300	-22.3%	151,212	-1.5%	100,808	-1.5%
2009	11,400	56.2%	260,478	72.3%	173,652	72.3%
2010	16,400	43.9%	444,642	70.7%	296,428	70.7%
2011	11,500	-29.9%	166,883	-62.5%	111,256	-62.5%
2012	10,700	-7.0%	194,294	16.4%	129,530	16.4%
2013	3,500	-67.3%	63,203	-67.5%	42,136	-67.5%
2014	0	-100.0%	0	-100.0%	0	-100.0%
2015	0	n/a	0	n/a	0	n/a
2016	0	n/a	0	n/a	0	n/a
2017	0	n/a	0	n/a	0	n/a
2018	0	n/a	0	n/a	0	n/a
2019	0	n/a	0	n/a	0	n/a
Total	**75,000**		**1,573,347**		**1,048,898**	

Data source: ARCOS (2006-2014) and Defendant Distribution Data (Walgreens 1/2006 - 3/2014)

Walgreens # 04275 (1/2000 to 12/2017)
DEA: BW6033079
456 Mission Street
San Francisco, CA 94105

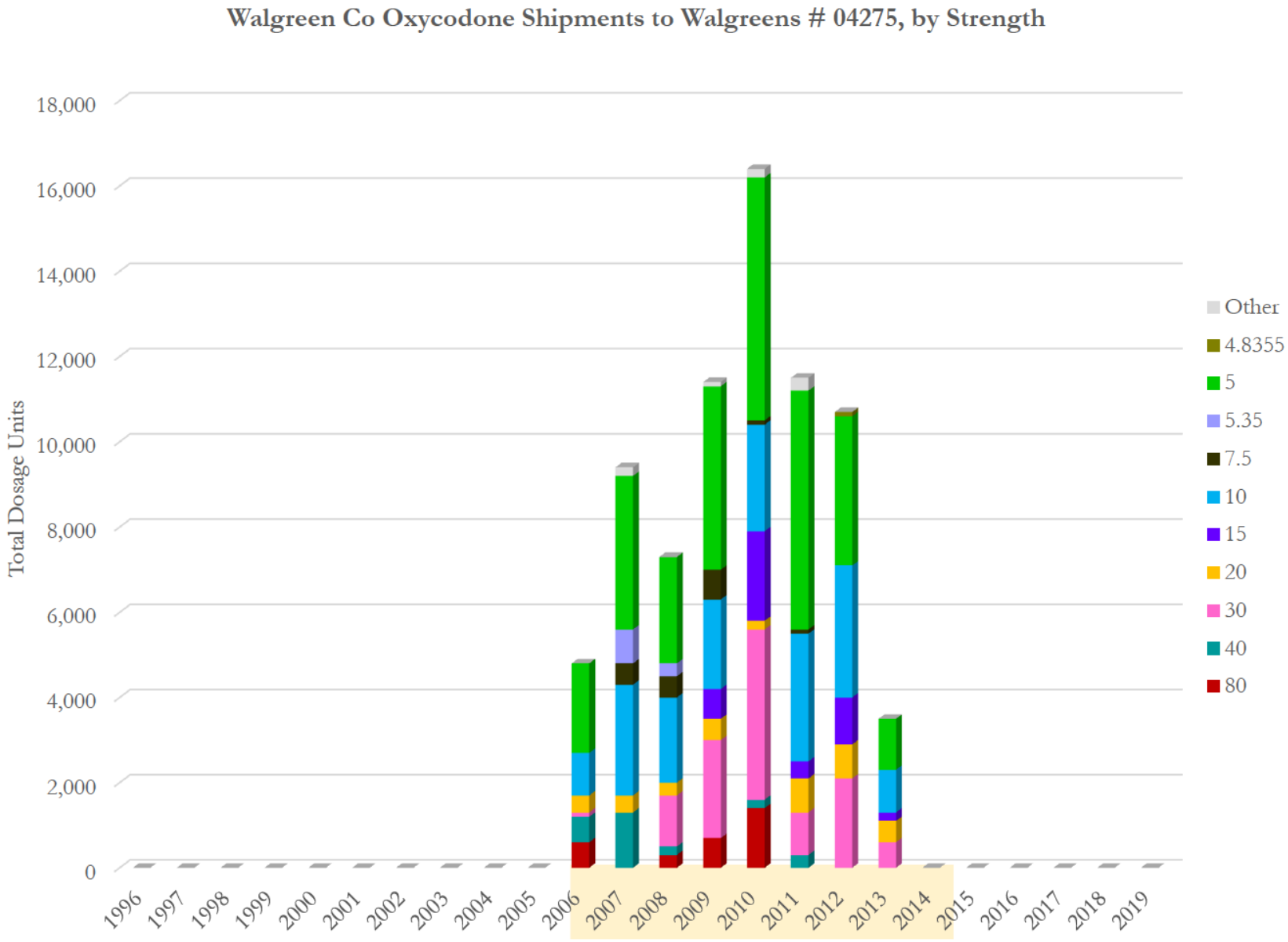

Data source: ARCOS (2006-2014) and Defendant Distribution Data (Walgreens 1/2006 - 3/2014)

Walgreens # 04275 (1/2000 to 12/2017)
DEA: BW6033079
456 Mission Street
San Francisco, CA 94105

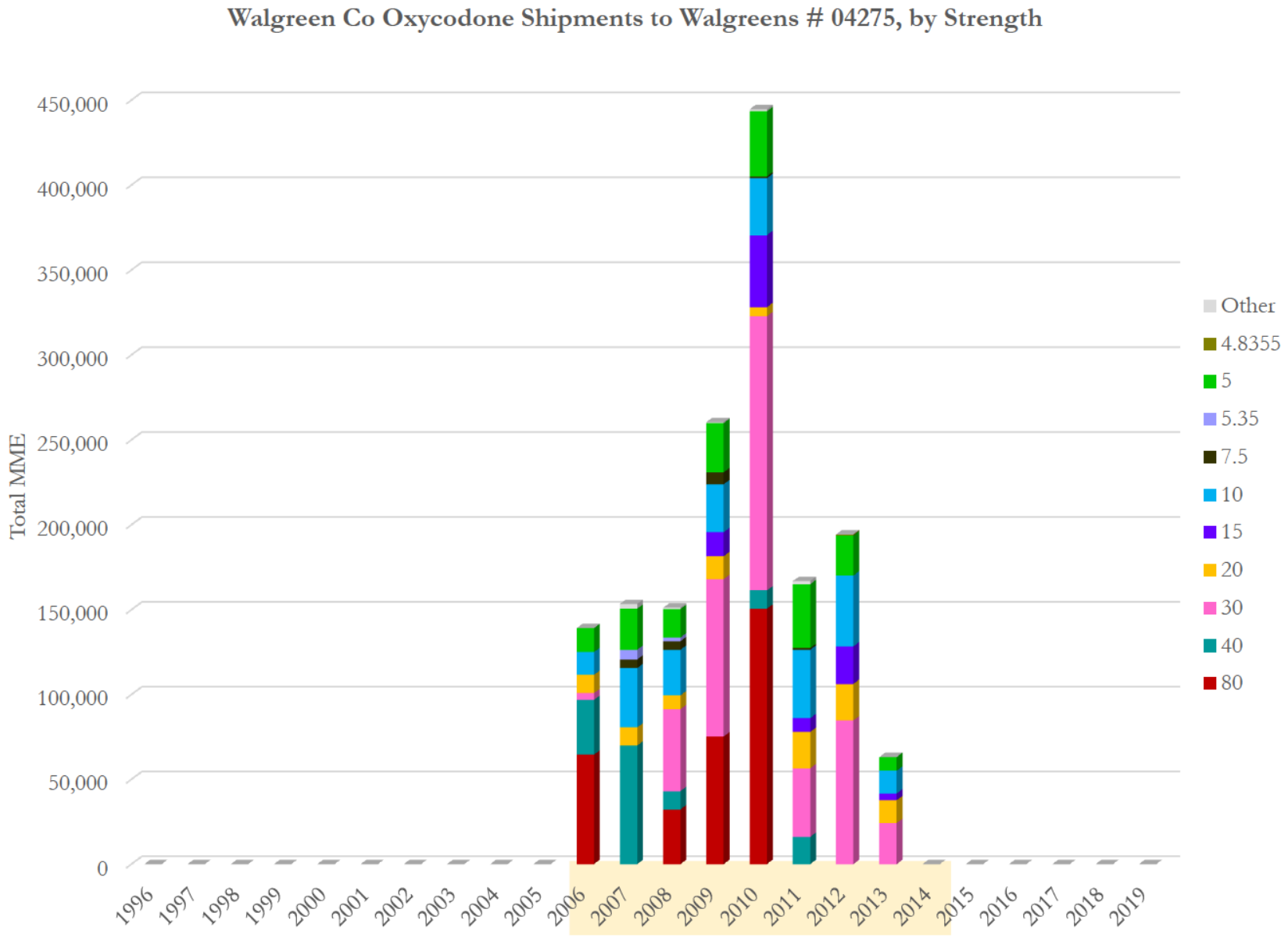

Data source: ARCOS (2006-2014) and Defendant Distribution Data (Walgreens 1/2006 - 3/2014)

Walgreens # 04275 (1/2000 to 12/2017)
DEA: BW6033079
456 Mission Street
San Francisco, CA 94105

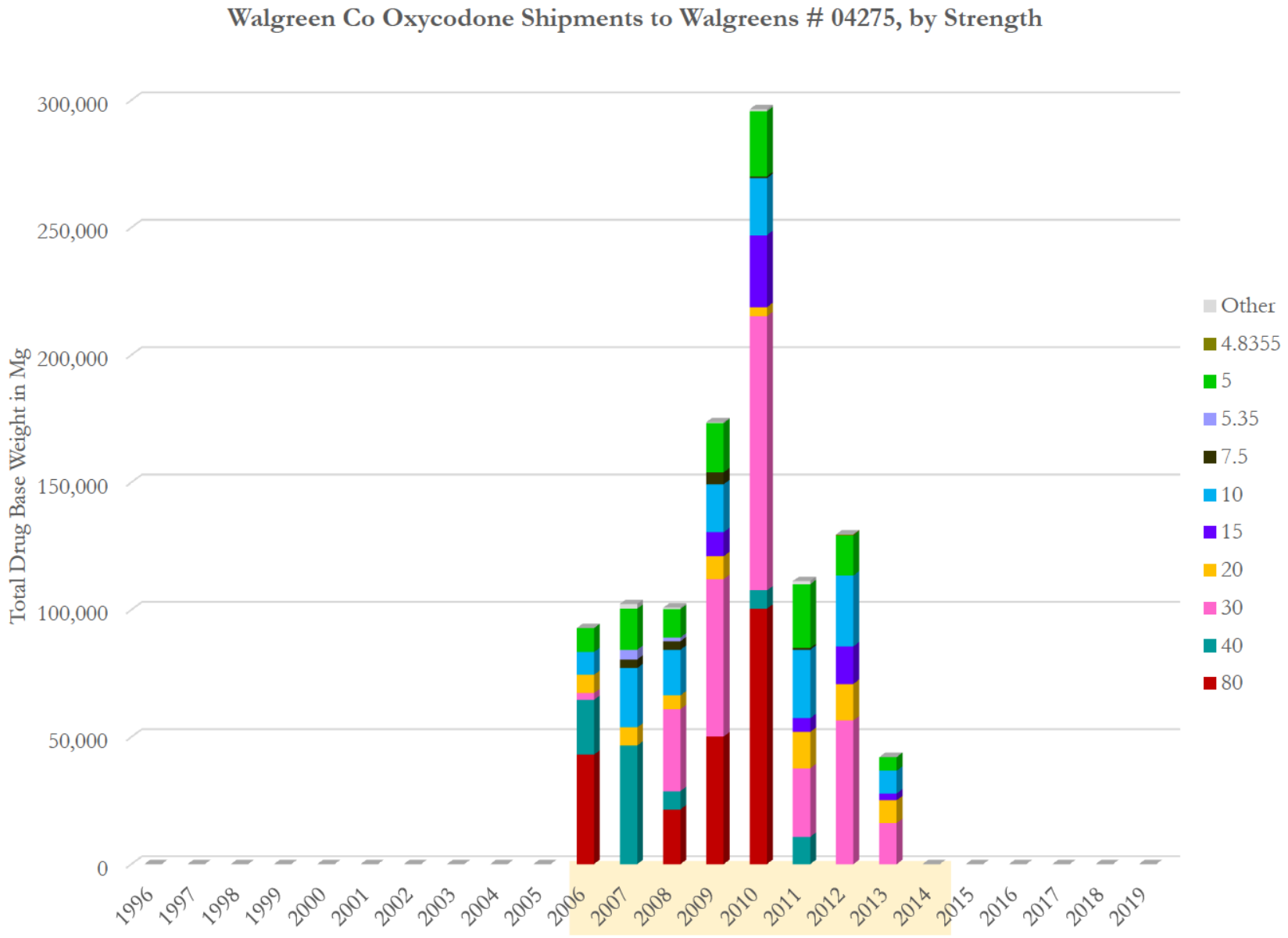

Data source: ARCOS (2006-2014) and Defendant Distribution Data (Walgreens 1/2006 - 3/2014)

Walgreens # 04275 (1/2000 to 12/2017)
DEA: BW6033079
456 Mission Street
San Francisco, CA 94105

Walgreen Co Oxycodone Shipments to Walgreens # 04275, by Strength
(Total Dosage Units)

Strength Year\	80	40	30	20	15	10	7.5	5.35	5	4.8355	Other	Total	Avg. Str
1996	0	0	0	0	0	0	0	0	0	0	0	**0**	
1997	0	0	0	0	0	0	0	0	0	0	0	**0**	
1998	0	0	0	0	0	0	0	0	0	0	0	**0**	
1999	0	0	0	0	0	0	0	0	0	0	0	**0**	
2000	0	0	0	0	0	0	0	0	0	0	0	**0**	
2001	0	0	0	0	0	0	0	0	0	0	0	**0**	
2002	0	0	0	0	0	0	0	0	0	0	0	**0**	
2003	0	0	0	0	0	0	0	0	0	0	0	**0**	
2004	0	0	0	0	0	0	0	0	0	0	0	**0**	
2005	0	0	0	0	0	0	0	0	0	0	0	**0**	
2006	600	600	100	400	0	1,000	0	0	2,100	0	0	**4,800**	21.56
2007	0	1,300	0	400	0	2,600	500	800	3,600	0	200	**9,400**	12.18
2008	300	200	1,200	300	0	2,000	500	300	2,500	0	0	**7,300**	15.32
2009	700	0	2,300	500	700	2,100	700	0	4,300	0	100	**11,400**	17.10
2010	1,400	200	4,000	200	2,100	2,500	100	0	5,700	0	200	**16,400**	20.35
2011	0	300	1,000	800	400	3,000	100	0	5,600	0	300	**11,500**	10.96
2012	0	0	2,100	800	1,100	3,100	0	0	3,500	100	0	**10,700**	13.50
2013	0	0	600	500	200	1,000	0	0	1,200	0	0	**3,500**	13.43
2014	0	0	0	0	0	0	0	0	0	0	0	**0**	
2015	0	0	0	0	0	0	0	0	0	0	0	**0**	
2016	0	0	0	0	0	0	0	0	0	0	0	**0**	
2017	0	0	0	0	0	0	0	0	0	0	0	**0**	
2018	0	0	0	0	0	0	0	0	0	0	0	**0**	
2019	0	0	0	0	0	0	0	0	0	0	0	**0**	
Total	**3,000**	**2,600**	**11,300**	**3,900**	**4,500**	**17,300**	**1,900**	**1,100**	**28,500**	**100**	**800**	**75,000**	15.70

Data source: ARCOS (2006-2014) and Defendant Distribution Data (Walgreens 1/2006 - 3/2014)

Walgreens # 04275 (1/2000 to 12/2017)
DEA: BW6033079
456 Mission Street
San Francisco, CA 94105

Walgreen Co Oxycodone Shipments to Walgreens # 04275, by Strength
(Total MME)

Strength Year\	80	40	30	20	15	10	7.5	5.35	5	4.8355	Other	Total	Avg. Str
1996	0	0	0	0	0	0	0	0	0	0	0	**0**	
1997	0	0	0	0	0	0	0	0	0	0	0	**0**	
1998	0	0	0	0	0	0	0	0	0	0	0	**0**	
1999	0	0	0	0	0	0	0	0	0	0	0	**0**	
2000	0	0	0	0	0	0	0	0	0	0	0	**0**	
2001	0	0	0	0	0	0	0	0	0	0	0	**0**	
2002	0	0	0	0	0	0	0	0	0	0	0	**0**	
2003	0	0	0	0	0	0	0	0	0	0	0	**0**	
2004	0	0	0	0	0	0	0	0	0	0	0	**0**	
2005	0	0	0	0	0	0	0	0	0	0	0	**0**	
2006	64,548	32,274	4,034	10,758	0	13,448	0	0	14,120	0	0	**139,182**	21.56
2007	0	69,927	0	10,758	0	34,964	5,043	5,755	24,206	0	2,801	**153,453**	12.18
2008	32,274	10,758	48,411	8,069	0	26,895	5,043	2,158	16,809	0	795	**151,212**	15.32
2009	75,306	0	92,788	13,448	14,120	28,240	7,060	0	28,912	0	605	**260,478**	17.10
2010	150,612	10,758	161,370	5,379	42,360	33,619	1,009	0	38,325	0	1,210	**444,642**	20.35
2011	0	16,137	40,343	21,516	8,069	40,343	1,009	0	37,653	0	1,815	**166,883**	10.96
2012	0	0	84,719	21,516	22,188	41,687	0	0	23,533	650	0	**194,294**	13.50
2013	0	0	24,206	13,448	4,034	13,448	0	0	8,069	0	0	**63,203**	13.43
2014	0	0	0	0	0	0	0	0	0	0	0	**0**	
2015	0	0	0	0	0	0	0	0	0	0	0	**0**	
2016	0	0	0	0	0	0	0	0	0	0	0	**0**	
2017	0	0	0	0	0	0	0	0	0	0	0	**0**	
2018	0	0	0	0	0	0	0	0	0	0	0	**0**	
2019	0	0	0	0	0	0	0	0	0	0	0	**0**	
Total	**322,740**	**139,854**	**455,870**	**104,891**	**90,771**	**232,642**	**19,163**	**7,913**	**191,627**	**650**	**7,227**	**1,573,347**	15.70

Data source: ARCOS (2006-2014) and Defendant Distribution Data (Walgreens 1/2006 - 3/2014)

Walgreens # 04275 (1/2000 to 12/2017)
DEA: BW6033079
456 Mission Street
San Francisco, CA 94105

Walgreen Co Oxycodone Shipments to Walgreens # 04275, by Strength
(Total Drug Base Weight in Milligram)

Strength Year\	80	40	30	20	15	10	7.5	5.35	5	4.8355	Other	Total	Avg. Str
1996	0	0	0	0	0	0	0	0	0	0	0	**0**	
1997	0	0	0	0	0	0	0	0	0	0	0	**0**	
1998	0	0	0	0	0	0	0	0	0	0	0	**0**	
1999	0	0	0	0	0	0	0	0	0	0	0	**0**	
2000	0	0	0	0	0	0	0	0	0	0	0	**0**	
2001	0	0	0	0	0	0	0	0	0	0	0	**0**	
2002	0	0	0	0	0	0	0	0	0	0	0	**0**	
2003	0	0	0	0	0	0	0	0	0	0	0	**0**	
2004	0	0	0	0	0	0	0	0	0	0	0	**0**	
2005	0	0	0	0	0	0	0	0	0	0	0	**0**	
2006	43,032	21,516	2,690	7,172	0	8,965	0	0	9,413	0	0	**92,788**	21.56
2007	0	46,618	0	7,172	0	23,309	3,362	3,837	16,137	0	1,867	**102,302**	12.18
2008	21,516	7,172	32,274	5,379	0	17,930	3,362	1,439	11,206	0	530	**100,808**	15.32
2009	50,204	0	61,859	8,965	9,413	18,827	4,707	0	19,275	0	403	**173,652**	17.10
2010	100,408	7,172	107,580	3,586	28,240	22,413	672	0	25,550	0	807	**296,428**	20.35
2011	0	10,758	26,895	14,344	5,379	26,895	672	0	25,102	0	1,210	**111,256**	10.96
2012	0	0	56,480	14,344	14,792	27,792	0	0	15,689	434	0	**129,530**	13.50
2013	0	0	16,137	8,965	2,690	8,965	0	0	5,379	0	0	**42,136**	13.43
2014	0	0	0	0	0	0	0	0	0	0	0	**0**	
2015	0	0	0	0	0	0	0	0	0	0	0	**0**	
2016	0	0	0	0	0	0	0	0	0	0	0	**0**	
2017	0	0	0	0	0	0	0	0	0	0	0	**0**	
2018	0	0	0	0	0	0	0	0	0	0	0	**0**	
2019	0	0	0	0	0	0	0	0	0	0	0	**0**	
Total	**215,160**	**93,236**	**303,914**	**69,927**	**60,514**	**155,095**	**12,775**	**5,275**	**127,751**	**434**	**4,818**	**1,048,898**	15.70

Data source: ARCOS (2006-2014) and Defendant Distribution Data (Walgreens 1/2006 - 3/2014)

Walgreens # 04275 (1/2000 to 12/2017)
DEA: BW6033079
456 Mission Street
San Francisco, CA 94105

Anda, Inc Hydrocodone Shipments to Walgreens # 04275

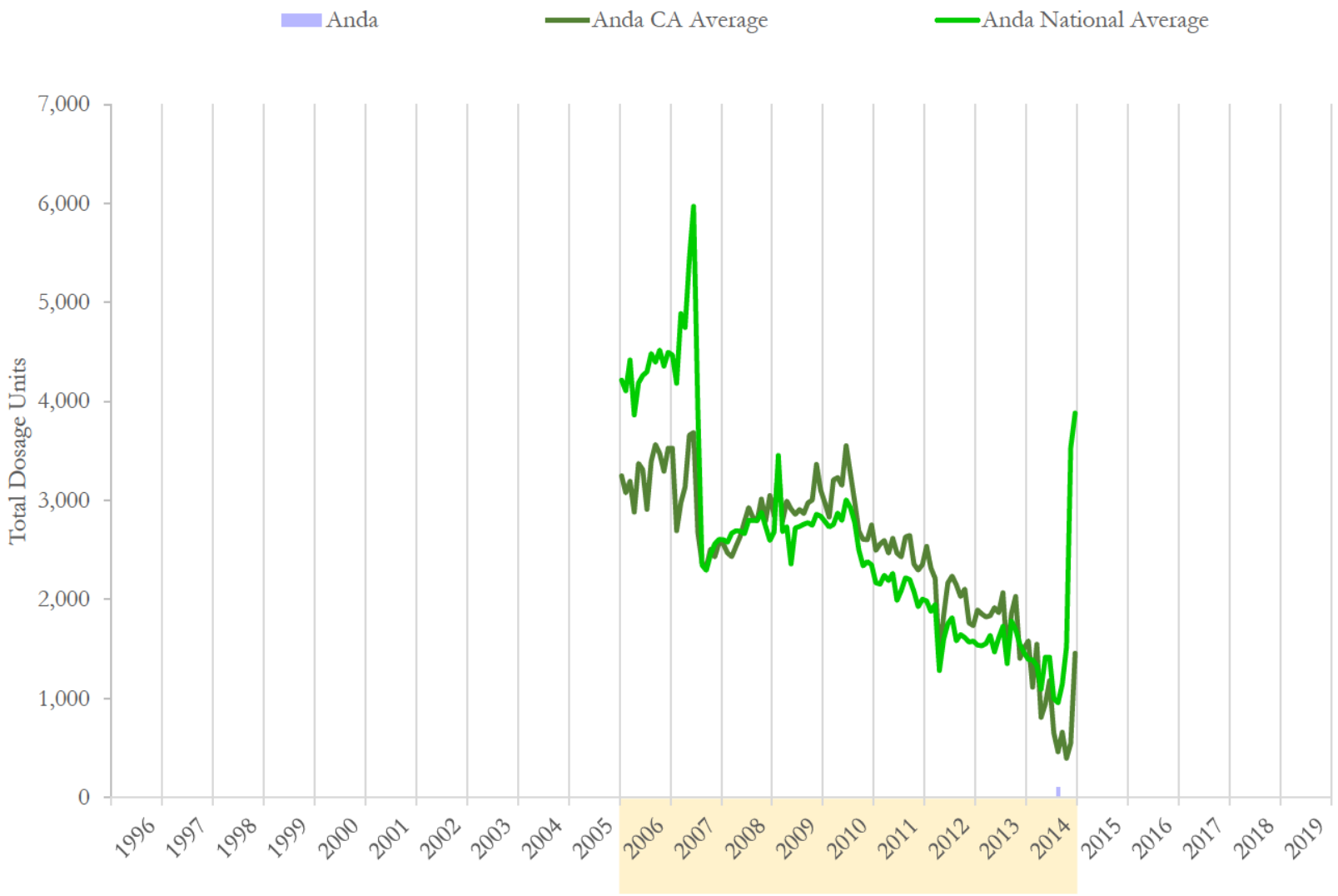

National and state averages reflect hydrocodone shipped from Anda, Inc to all active pharmacies each month.
Data source: ARCOS (2006-2014) and Defendant Distribution Data (Anda 12/1996 - 1/2015)

Walgreens # 04275 (1/2000 to 12/2017)
DEA: BW6033079
456 Mission Street
San Francisco, CA 94105

Anda, Inc Hydrocodone Shipments to Walgreens # 04275

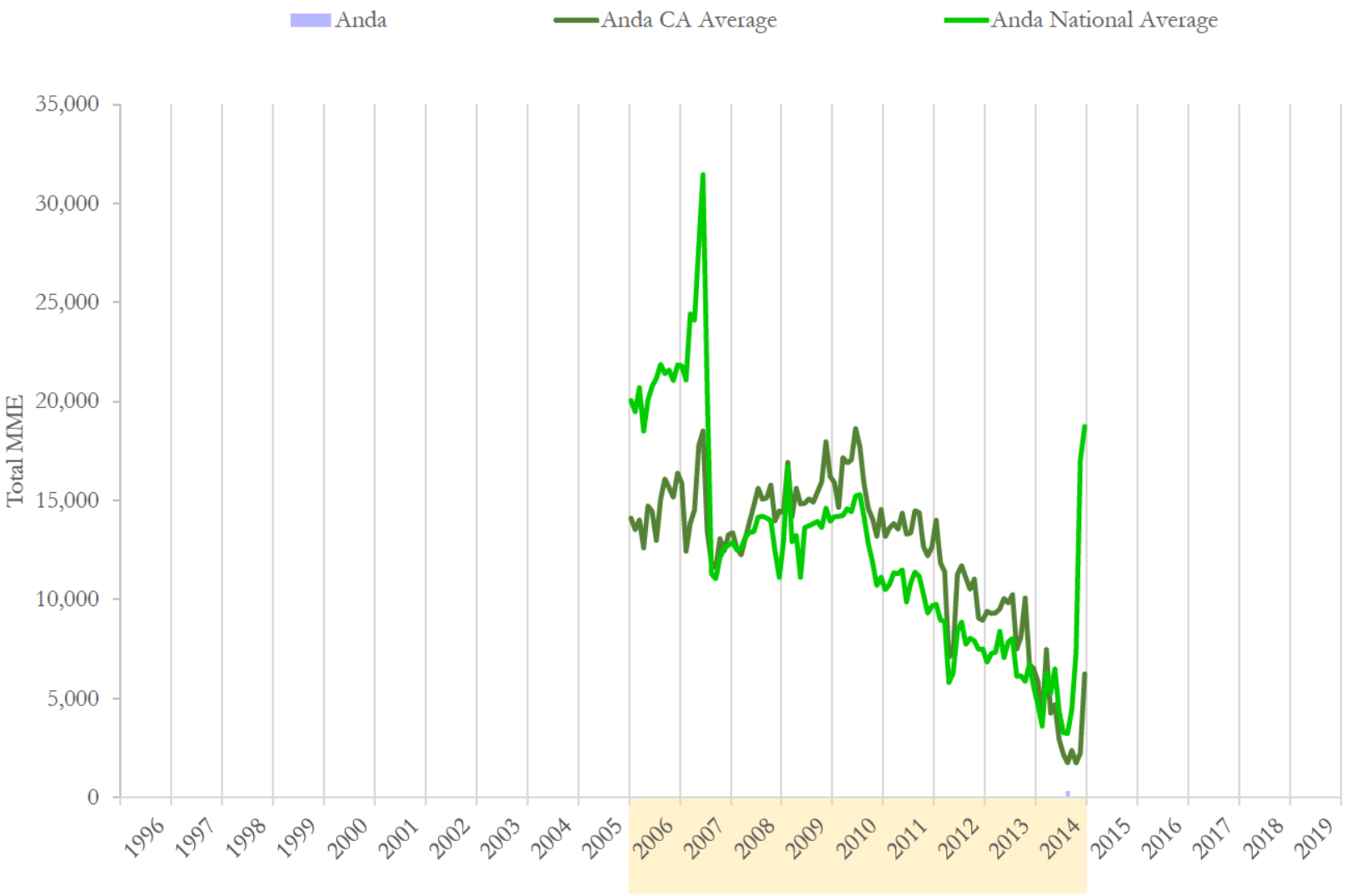

National and state averages reflect hydrocodone shipped from Anda, Inc to all active pharmacies each month.
Data source: ARCOS (2006-2014) and Defendant Distribution Data (Anda 12/1996 - 1/2015)

Walgreens # 04275 (1/2000 to 12/2017)
DEA: BW6033079
456 Mission Street
San Francisco, CA 94105

Anda, Inc Hydrocodone Shipments to Walgreens # 04275

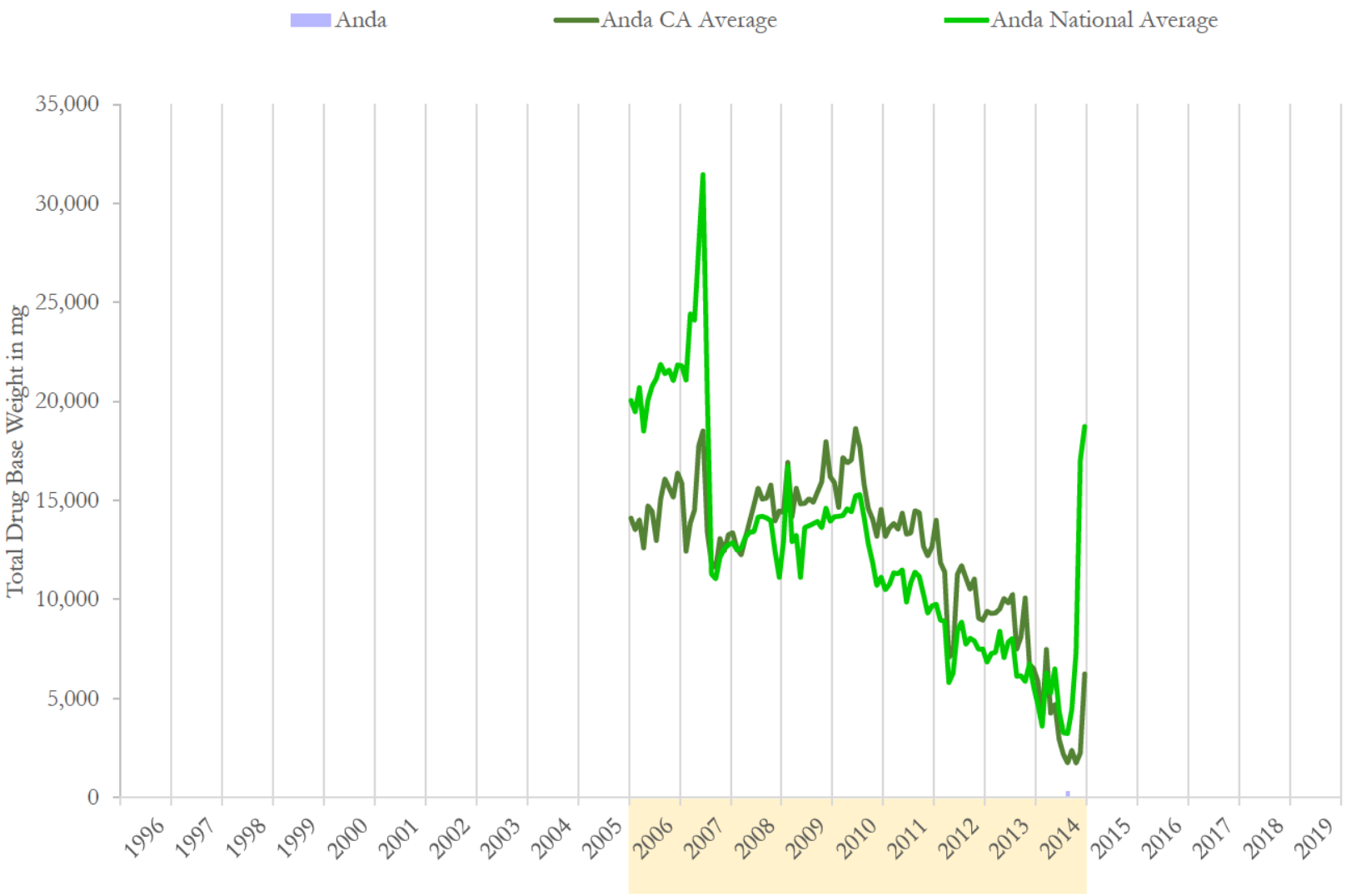

National and state averages reflect hydrocodone shipped from Anda, Inc to all active pharmacies each month.
Data source: ARCOS (2006-2014) and Defendant Distribution Data (Anda 12/1996 - 1/2015)

Anda, Inc Hydrocodone Shipments to Walgreens # 04275

	Dosage Units		MME		Drug Base Weight in mg	
Date	Anda	% Change	Anda	% Change	Anda	% Change
01/2014	0	n/a	0	n/a	0	n/a
02/2014	0	n/a	0	n/a	0	n/a
03/2014	0	n/a	0	n/a	0	n/a
04/2014	0	n/a	0	n/a	0	n/a
05/2014	0	n/a	0	n/a	0	n/a
06/2014	0	n/a	0	n/a	0	n/a
07/2014	0	n/a	0	n/a	0	n/a
08/2014	100	n/a	303	n/a	303	n/a
09/2014	0	-100.0%	0	-100.0%	0	-100.0%
10/2014	0	n/a	0	n/a	0	n/a
11/2014	0	n/a	0	n/a	0	n/a
12/2014	0	n/a	0	n/a	0	n/a
01/2015	0	n/a	0	n/a	0	n/a
02/2015	0	n/a	0	n/a	0	n/a
03/2015	0	n/a	0	n/a	0	n/a
04/2015	0	n/a	0	n/a	0	n/a
05/2015	0	n/a	0	n/a	0	n/a
06/2015	0	n/a	0	n/a	0	n/a
07/2015	0	n/a	0	n/a	0	n/a
08/2015	0	n/a	0	n/a	0	n/a
09/2015	0	n/a	0	n/a	0	n/a
10/2015	0	n/a	0	n/a	0	n/a
11/2015	0	n/a	0	n/a	0	n/a
12/2015	0	n/a	0	n/a	0	n/a

Data source: ARCOS (2006-2014) and Defendant Distribution Data (Anda 12/1996 - 1/2015)

Walgreens # 04275 (1/2000 to 12/2017)
DEA: BW6033079
456 Mission Street
San Francisco, CA 94105

Anda, Inc Hydrocodone Shipments to Walgreens # 04275

	Dosage Units		MME		Drug Base Weight in mg	
Date	**Anda**	**% Change**	**Anda**	**% Change**	**Anda**	**% Change**
1996	0		0		0	
1997	0	n/a	0	n/a	0	n/a
1998	0	n/a	0	n/a	0	n/a
1999	0	n/a	0	n/a	0	n/a
2000	0	n/a	0	n/a	0	n/a
2001	0	n/a	0	n/a	0	n/a
2002	0	n/a	0	n/a	0	n/a
2003	0	n/a	0	n/a	0	n/a
2004	0	n/a	0	n/a	0	n/a
2005	0	n/a	0	n/a	0	n/a
2006	0	n/a	0	n/a	0	n/a
2007	0	n/a	0	n/a	0	n/a
2008	0	n/a	0	n/a	0	n/a
2009	0	n/a	0	n/a	0	n/a
2010	0	n/a	0	n/a	0	n/a
2011	0	n/a	0	n/a	0	n/a
2012	0	n/a	0	n/a	0	n/a
2013	0	n/a	0	n/a	0	n/a
2014	100	n/a	303	n/a	303	n/a
2015	0	-100.0%	0	-100.0%	0	-100.0%
2016	0	n/a	0	n/a	0	n/a
2017	0	n/a	0	n/a	0	n/a
2018	0	n/a	0	n/a	0	n/a
2019	0	n/a	0	n/a	0	n/a
Total	**100**		**303**		**303**	

Data source: ARCOS (2006-2014) and Defendant Distribution Data (Anda 12/1996 - 1/2015)

Walgreens # 04275 (1/2000 to 12/2017)
DEA: BW6033079
456 Mission Street
San Francisco, CA 94105

Anda, Inc Hydrocodone Shipments to Walgreens # 04275, by Strength

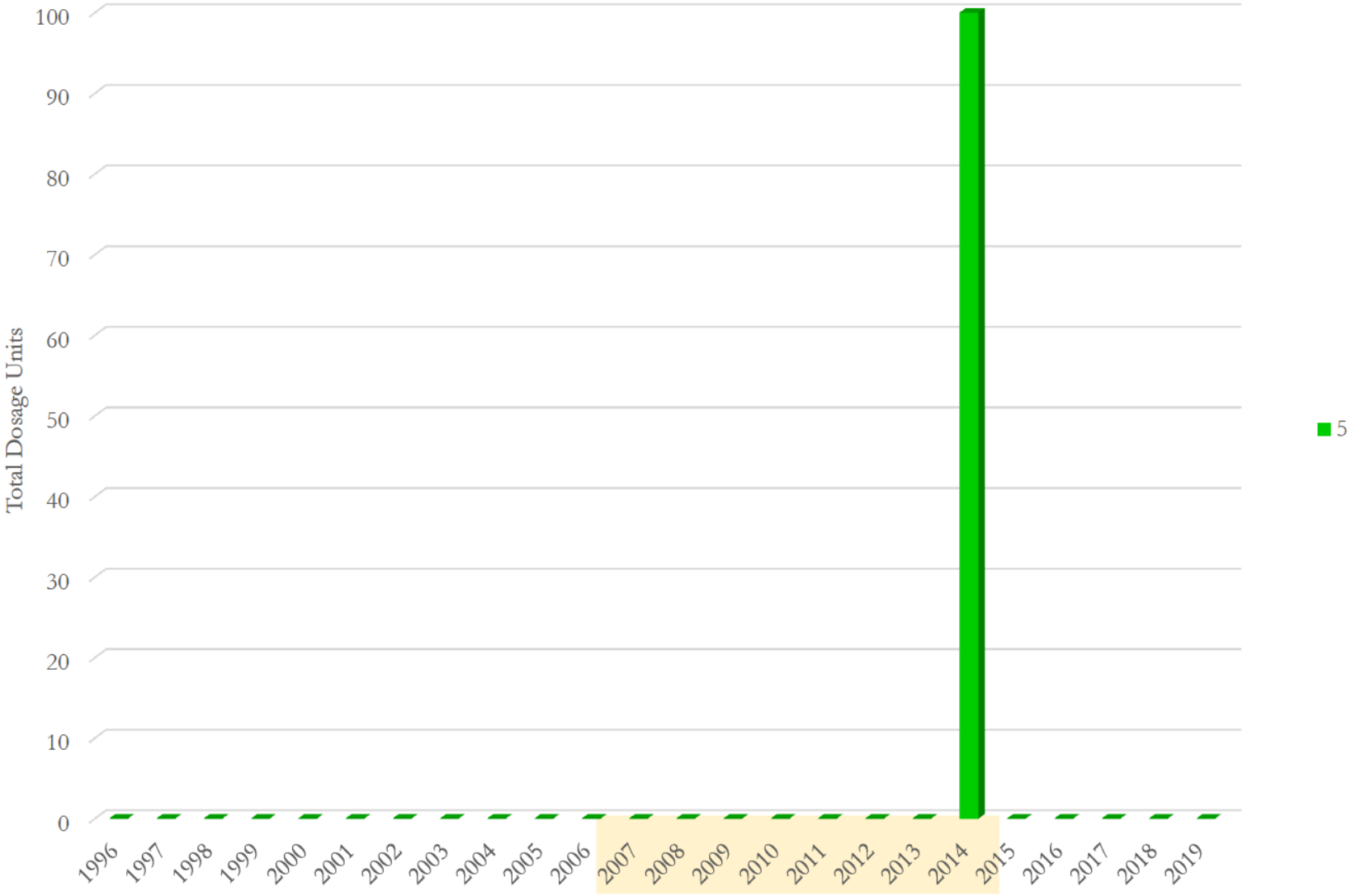

Data source: ARCOS (2006-2014) and Defendant Distribution Data (Anda 12/1996 - 1/2015)

Walgreens # 04275 (1/2000 to 12/2017)
DEA: BW6033079
456 Mission Street
San Francisco, CA 94105

Anda, Inc Hydrocodone Shipments to Walgreens # 04275, by Strength

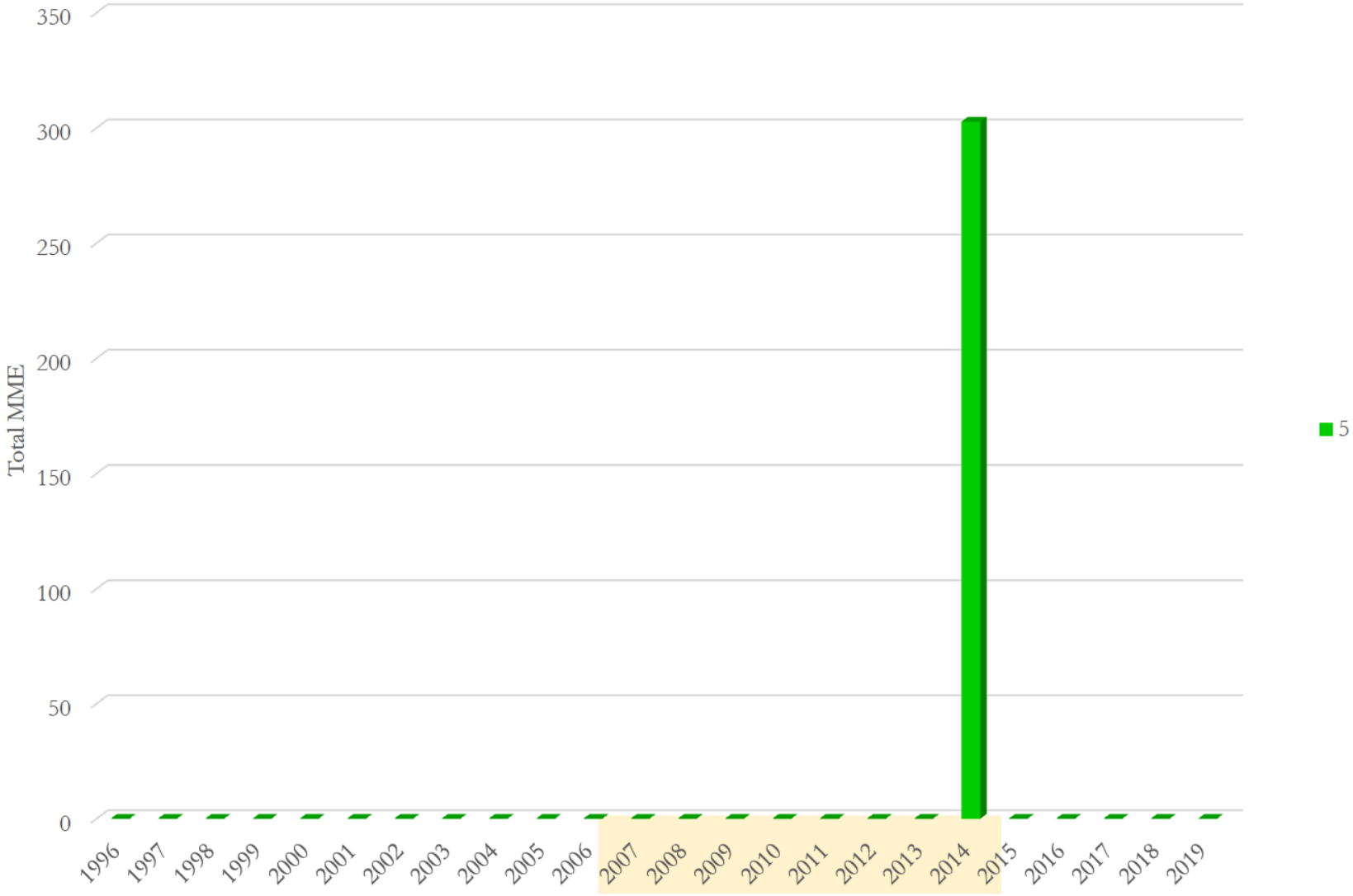

Data source: ARCOS (2006-2014) and Defendant Distribution Data (Anda 12/1996 - 1/2015)

Walgreens # 04275 (1/2000 to 12/2017)
DEA: BW6033079
456 Mission Street
San Francisco, CA 94105

Anda, Inc Hydrocodone Shipments to Walgreens # 04275, by Strength

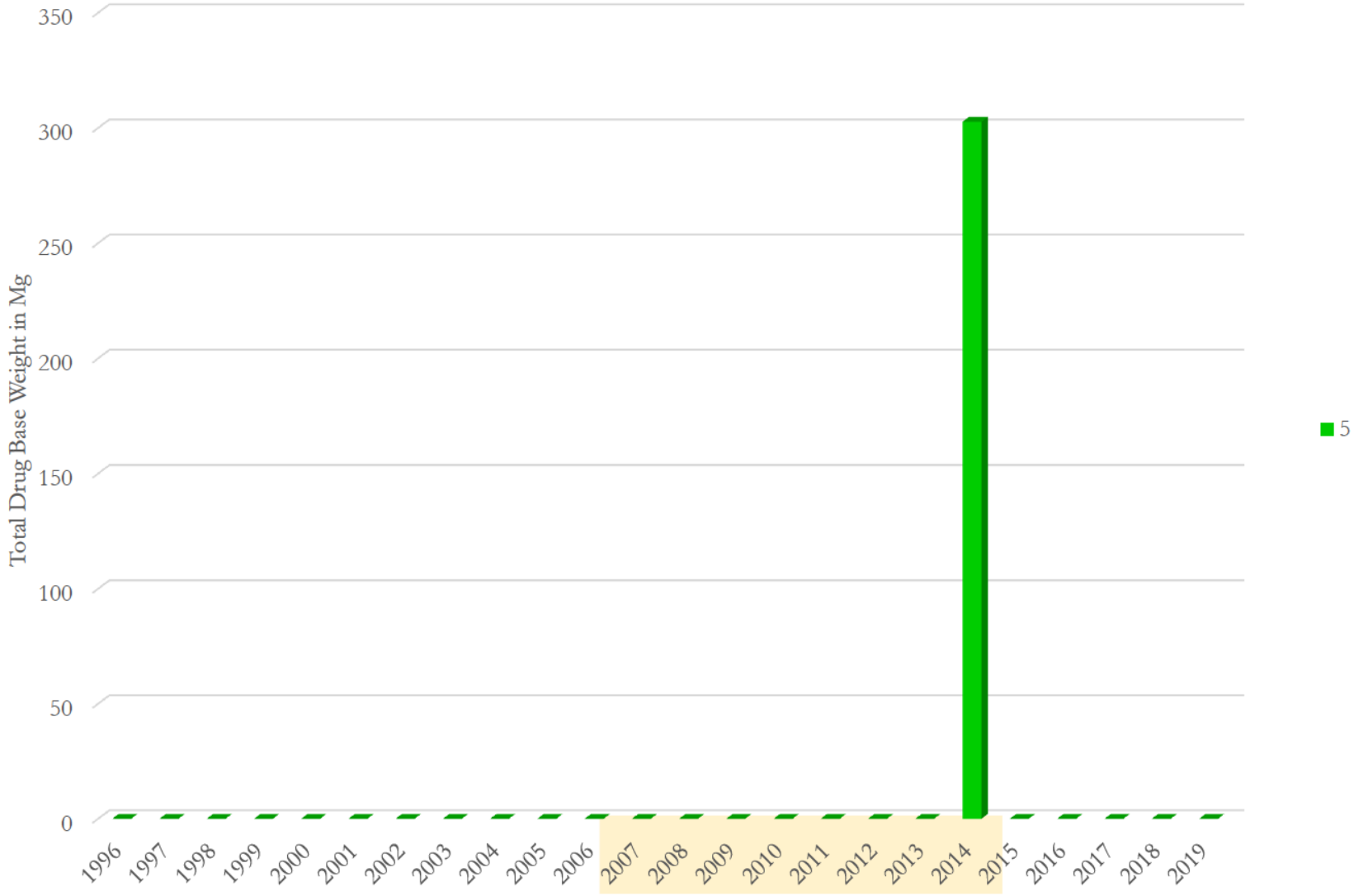

Data source: ARCOS (2006-2014) and Defendant Distribution Data (Anda 12/1996 - 1/2015)

Anda, Inc Hydrocodone Shipments to Walgreens # 04275, by Strength
(Total Dosage Units)

Strength Year\	5	Total	Avg. Str
1996	0	**0**	
1997	0	**0**	
1998	0	**0**	
1999	0	**0**	
2000	0	**0**	
2001	0	**0**	
2002	0	**0**	
2003	0	**0**	
2004	0	**0**	
2005	0	**0**	
2006	0	**0**	
2007	0	**0**	
2008	0	**0**	
2009	0	**0**	
2010	0	**0**	
2011	0	**0**	
2012	0	**0**	
2013	0	**0**	
2014	100	**100**	5.00
2015	0	**0**	
2016	0	**0**	
2017	0	**0**	
2018	0	**0**	
2019	0	**0**	
Total	**100**	**100**	5.00

Data source: ARCOS (2006-2014) and Defendant Distribution Data (Anda 12/1996 - 1/2015)

Anda, Inc Hydrocodone Shipments to Walgreens # 04275, by Strength
(Total MME)

Strength Year\	5	Total	Avg. Str
1996	0	**0**	
1997	0	**0**	
1998	0	**0**	
1999	0	**0**	
2000	0	**0**	
2001	0	**0**	
2002	0	**0**	
2003	0	**0**	
2004	0	**0**	
2005	0	**0**	
2006	0	**0**	
2007	0	**0**	
2008	0	**0**	
2009	0	**0**	
2010	0	**0**	
2011	0	**0**	
2012	0	**0**	
2013	0	**0**	
2014	303	**303**	5.00
2015	0	**0**	
2016	0	**0**	
2017	0	**0**	
2018	0	**0**	
2019	0	**0**	
Total	**303**	**303**	5.00

Data source: ARCOS (2006-2014) and Defendant Distribution Data (Anda 12/1996 - 1/2015)

Anda, Inc Hydrocodone Shipments to Walgreens # 04275, by Strength
(Total Drug Base Weight in Milligram)

Strength Year\	5	Total	Avg. Str
1996	0	**0**	
1997	0	**0**	
1998	0	**0**	
1999	0	**0**	
2000	0	**0**	
2001	0	**0**	
2002	0	**0**	
2003	0	**0**	
2004	0	**0**	
2005	0	**0**	
2006	0	**0**	
2007	0	**0**	
2008	0	**0**	
2009	0	**0**	
2010	0	**0**	
2011	0	**0**	
2012	0	**0**	
2013	0	**0**	
2014	303	**303**	5.00
2015	0	**0**	
2016	0	**0**	
2017	0	**0**	
2018	0	**0**	
2019	0	**0**	
Total	**303**	**303**	5.00

Data source: ARCOS (2006-2014) and Defendant Distribution Data (Anda 12/1996 - 1/2015)

Walgreens # 04275 (1/2000 to 12/2017)
DEA: BW6033079
456 Mission Street
San Francisco, CA 94105

Walgreen Co Hydrocodone Shipments to Walgreens # 04275

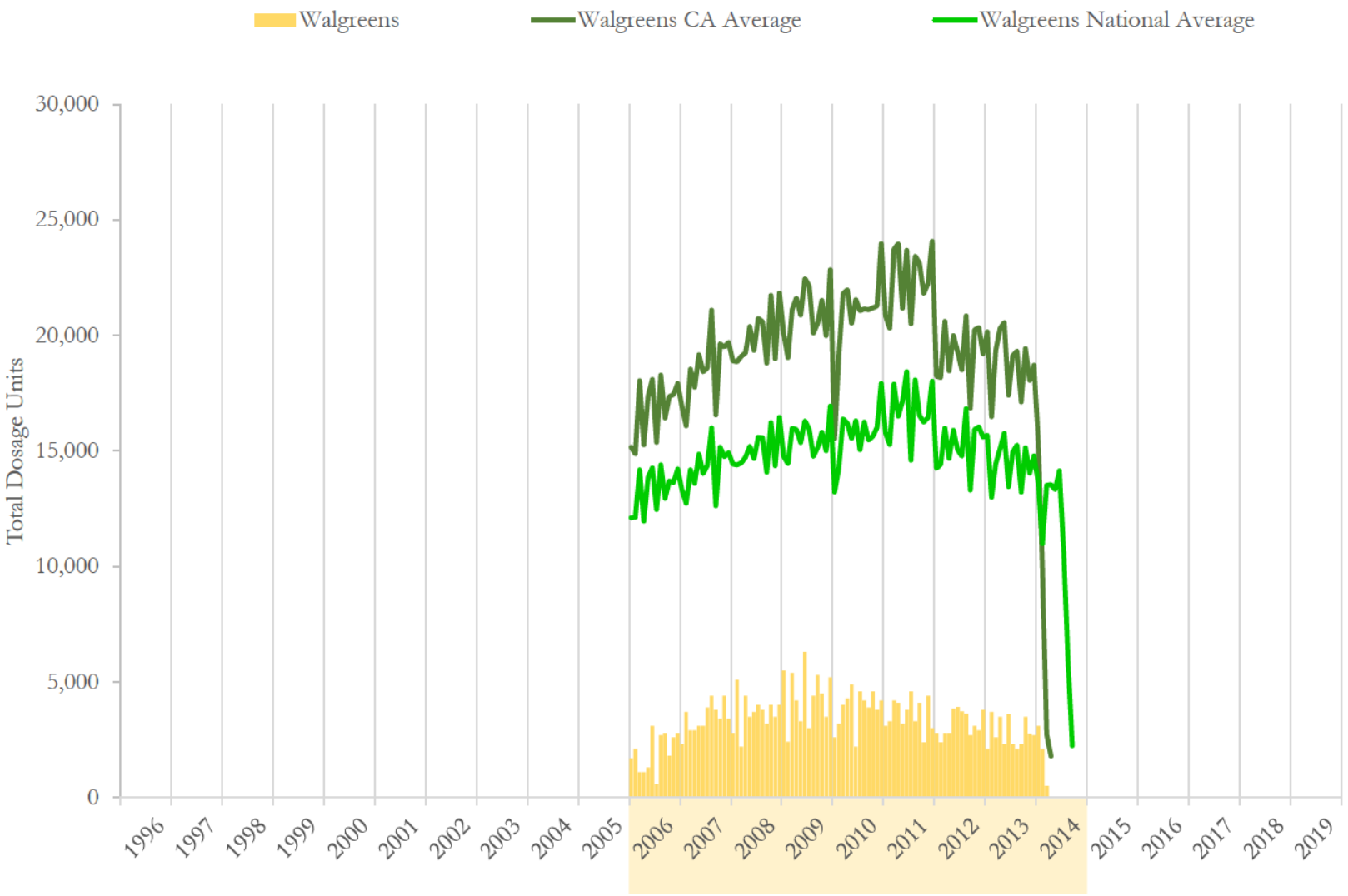

National and state averages reflect hydrocodone shipped from Walgreen Co to all active pharmacies each month.
Data source: ARCOS (2006-2014) and Defendant Distribution Data (Walgreens 1/2006 - 3/2014)

Walgreens # 04275 (1/2000 to 12/2017)
DEA: BW6033079
456 Mission Street
San Francisco, CA 94105

Walgreen Co Hydrocodone Shipments to Walgreens # 04275

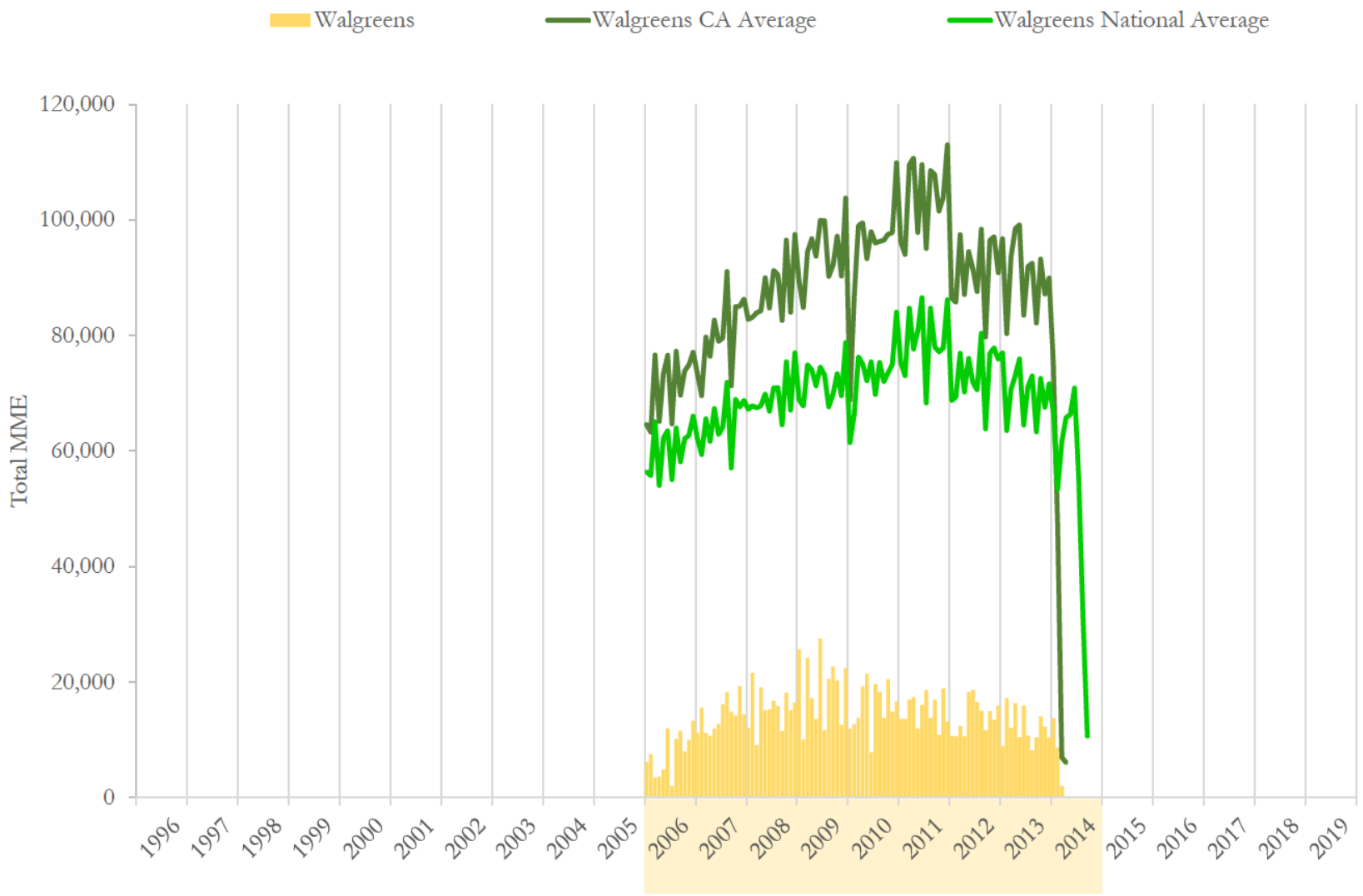

National and state averages reflect hydrocodone shipped from Walgreen Co to all active pharmacies each month.
Data source: ARCOS (2006-2014) and Defendant Distribution Data (Walgreens 1/2006 - 3/2014)

Walgreens # 04275 (1/2000 to 12/2017)
DEA: BW6033079
456 Mission Street
San Francisco, CA 94105

Walgreen Co Hydrocodone Shipments to Walgreens # 04275

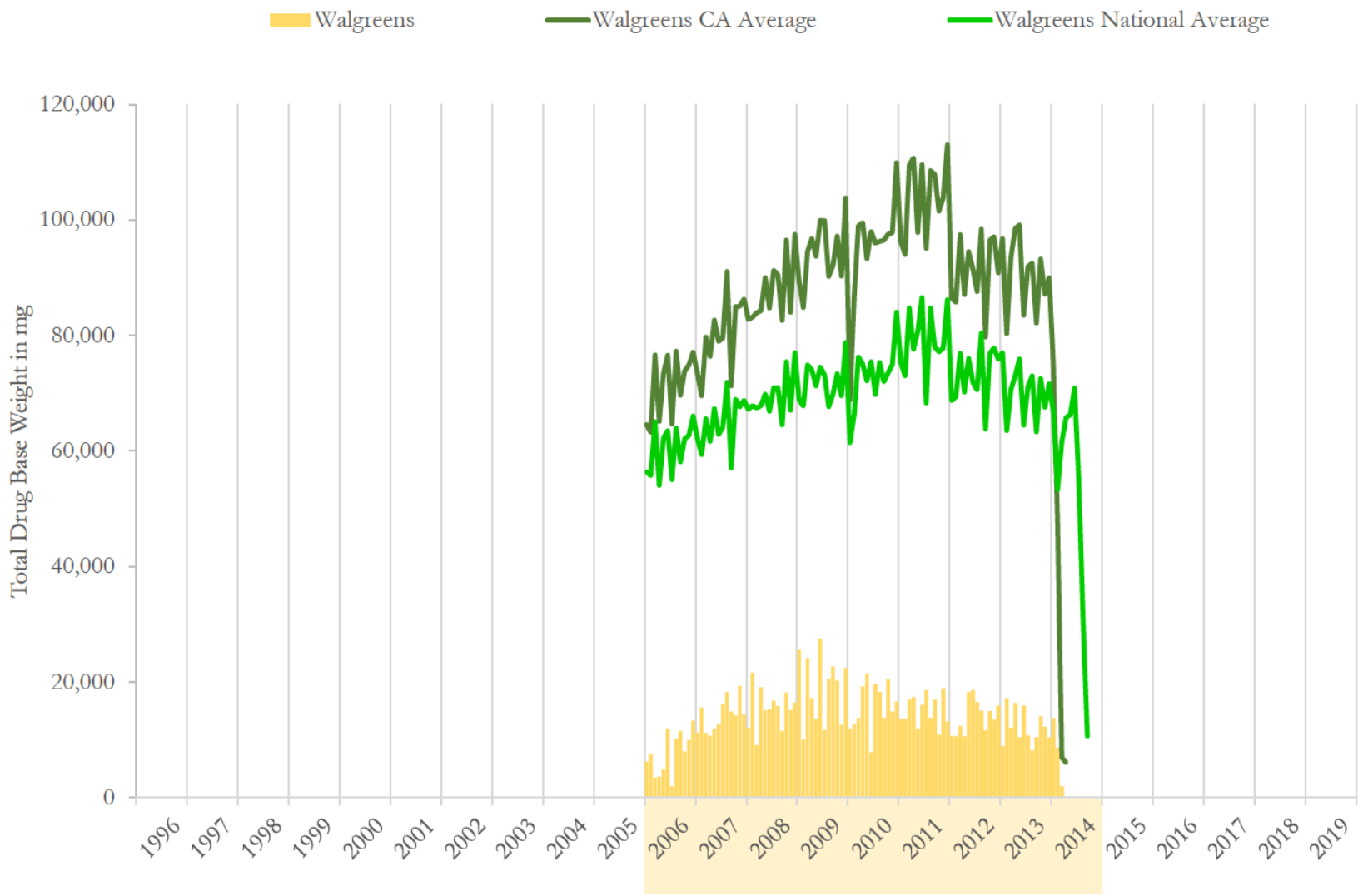

National and state averages reflect hydrocodone shipped from Walgreen Co to all active pharmacies each month.
Data source: ARCOS (2006-2014) and Defendant Distribution Data (Walgreens 1/2006 - 3/2014)

Walgreens # 04275 (1/2000 to 12/2017)
DEA: BW6033079
456 Mission Street
San Francisco, CA 94105

Walgreen Co Hydrocodone Shipments to Walgreens # 04275

	Dosage Units		MME		Drug Base Weight in mg	
Date	Walgreens	% Change	Walgreens	% Change	Walgreens	% Change
01/2006	1,700	n/a	6,173	n/a	6,173	n/a
02/2006	2,100	23.5%	7,559	22.5%	7,559	22.5%
03/2006	1,100	-47.6%	3,481	-54.0%	3,481	-54.0%
04/2006	1,100	0.0%	3,632	4.3%	3,632	4.3%
05/2006	1,300	18.2%	4,843	33.3%	4,843	33.3%
06/2006	3,100	138.5%	11,957	146.9%	11,957	146.9%
07/2006	600	-80.6%	1,968	-83.5%	1,968	-83.5%
08/2006	2,700	350.0%	10,140	415.4%	10,140	415.4%
09/2006	2,800	3.7%	11,503	13.4%	11,503	13.4%
10/2006	1,800	-35.7%	8,005	-30.4%	8,005	-30.4%
11/2006	2,600	44.4%	9,973	24.6%	9,973	24.6%
12/2006	2,800	7.7%	13,303	33.4%	13,303	33.4%
01/2007	2,300	-17.9%	11,229	-15.6%	11,229	-15.6%
02/2007	3,700	60.9%	15,581	38.8%	15,581	38.8%
03/2007	2,900	-21.6%	11,184	-28.2%	11,184	-28.2%
04/2007	2,900	0.0%	10,730	-4.1%	10,730	-4.1%
05/2007	3,100	6.9%	11,940	11.3%	11,940	11.3%
06/2007	3,100	0.0%	12,705	6.4%	12,705	6.4%
07/2007	3,900	25.8%	16,194	27.5%	16,194	27.5%
08/2007	4,400	12.8%	18,313	13.1%	18,313	13.1%
09/2007	3,800	-13.6%	14,832	-19.0%	14,832	-19.0%
10/2007	3,400	-10.5%	14,211	-4.2%	14,211	-4.2%
11/2007	4,400	29.4%	19,324	36.0%	19,324	36.0%
12/2007	3,400	-22.7%	14,362	-25.7%	14,362	-25.7%

Data source: ARCOS (2006-2014) and Defendant Distribution Data (Walgreens 1/2006 - 3/2014)

Walgreens # 04275 (1/2000 to 12/2017)
DEA: BW6033079
456 Mission Street
San Francisco, CA 94105

Walgreen Co Hydrocodone Shipments to Walgreens # 04275

	Dosage Units		MME		Drug Base Weight in mg	
Date	Walgreens	% Change	Walgreens	% Change	Walgreens	% Change
01/2008	2,800	-17.6%	12,075	-15.9%	12,075	-15.9%
02/2008	5,100	82.1%	21,602	78.9%	21,602	78.9%
03/2008	2,200	-56.9%	9,065	-58.0%	9,065	-58.0%
04/2008	4,400	100.0%	19,070	110.4%	19,070	110.4%
05/2008	3,500	-20.5%	15,119	-20.7%	15,119	-20.7%
06/2008	3,700	5.7%	15,270	1.0%	15,270	1.0%
07/2008	4,000	8.1%	16,751	9.7%	16,751	9.7%
08/2008	3,800	-5.0%	15,835	-5.5%	15,835	-5.5%
09/2008	3,200	-15.8%	11,503	-27.4%	11,503	-27.4%
10/2008	4,000	25.0%	18,129	57.6%	18,129	57.6%
11/2008	3,500	-12.5%	15,135	-16.5%	15,135	-16.5%
12/2008	4,000	14.3%	16,465	8.8%	16,465	8.8%
01/2009	5,500	37.5%	25,624	55.6%	25,624	55.6%
02/2009	2,420	-56.0%	10,078	-60.7%	10,078	-60.7%
03/2009	5,400	123.1%	24,183	140.0%	24,183	140.0%
04/2009	4,200	-22.2%	17,221	-28.8%	17,221	-28.8%
05/2009	3,300	-21.4%	13,589	-21.1%	13,589	-21.1%
06/2009	6,300	90.9%	27,546	102.7%	27,546	102.7%
07/2009	3,000	-52.4%	11,654	-57.7%	11,654	-57.7%
08/2009	4,400	46.7%	20,567	76.5%	20,567	76.5%
09/2009	5,300	20.5%	22,703	10.4%	22,703	10.4%
10/2009	4,500	-15.1%	20,265	-10.7%	20,265	-10.7%
11/2009	3,500	-22.2%	12,562	-38.0%	12,562	-38.0%
12/2009	5,200	48.6%	22,400	78.3%	22,400	78.3%

Data source: ARCOS (2006-2014) and Defendant Distribution Data (Walgreens 1/2006 - 3/2014)

Walgreens # 04275 (1/2000 to 12/2017)
DEA: BW6033079
456 Mission Street
San Francisco, CA 94105

Walgreen Co Hydrocodone Shipments to Walgreens # 04275

	Dosage Units		MME		Drug Base Weight in mg	
Date	Walgreens	% Change	Walgreens	% Change	Walgreens	% Change
01/2010	2,600	-50.0%	11,949	-46.7%	11,949	-46.7%
02/2010	3,200	23.1%	12,697	6.3%	12,697	6.3%
03/2010	4,000	25.0%	13,773	8.5%	13,773	8.5%
04/2010	4,300	7.5%	19,205	39.4%	19,205	39.4%
05/2010	4,900	14.0%	21,492	11.9%	21,492	11.9%
06/2010	2,200	-55.1%	7,854	-63.5%	7,854	-63.5%
07/2010	4,600	109.1%	19,676	150.5%	19,676	150.5%
08/2010	4,200	-8.7%	18,313	-6.9%	18,313	-6.9%
09/2010	3,900	-7.1%	13,773	-24.8%	13,773	-24.8%
10/2010	4,600	17.9%	20,502	48.9%	20,502	48.9%
11/2010	3,800	-17.4%	14,832	-27.7%	14,832	-27.7%
12/2010	4,200	10.5%	16,640	12.2%	16,640	12.2%
01/2011	3,100	-26.2%	13,597	-18.3%	13,597	-18.3%
02/2011	3,300	6.5%	13,613	0.1%	13,613	0.1%
03/2011	4,200	27.3%	16,951	24.5%	16,951	24.5%
04/2011	4,100	-2.4%	17,389	2.6%	17,389	2.6%
05/2011	3,200	-22.0%	11,949	-31.3%	11,949	-31.3%
06/2011	3,800	18.8%	16,043	34.3%	16,043	34.3%
07/2011	4,600	21.1%	18,616	16.0%	18,616	16.0%
08/2011	3,300	-28.3%	13,773	-26.0%	13,773	-26.0%
09/2011	4,100	24.2%	16,919	22.8%	16,919	22.8%
10/2011	2,400	-41.5%	10,889	-35.6%	10,889	-35.6%
11/2011	4,400	83.3%	18,894	73.5%	18,894	73.5%
12/2011	3,000	-31.8%	13,167	-30.3%	13,167	-30.3%

Data source: ARCOS (2006-2014) and Defendant Distribution Data (Walgreens 1/2006 - 3/2014)

Walgreens # 04275 (1/2000 to 12/2017)
DEA: BW6033079
456 Mission Street
San Francisco, CA 94105

Walgreen Co Hydrocodone Shipments to Walgreens # 04275

	Dosage Units		MME		Drug Base Weight in mg	
Date	Walgreens	% Change	Walgreens	% Change	Walgreens	% Change
01/2012	2,800	-6.7%	10,713	-18.6%	10,713	-18.6%
02/2012	2,400	-14.3%	10,595	-1.1%	10,595	-1.1%
03/2012	2,800	16.7%	12,403	17.1%	12,403	17.1%
04/2012	2,800	0.0%	10,595	-14.6%	10,595	-14.6%
05/2012	3,840	37.1%	18,283	72.6%	18,283	72.6%
06/2012	3,920	2.1%	18,660	2.1%	18,660	2.1%
07/2012	3,720	-5.1%	16,541	-11.4%	16,541	-11.4%
08/2012	3,620	-2.7%	15,036	-9.1%	15,036	-9.1%
09/2012	2,700	-25.4%	11,621	-22.7%	11,621	-22.7%
10/2012	3,100	14.8%	14,967	28.8%	14,967	28.8%
11/2012	2,900	-6.5%	13,470	-10.0%	13,470	-10.0%
12/2012	3,800	31.0%	15,892	18.0%	15,892	18.0%
01/2013	2,100	-44.7%	8,913	-43.9%	8,913	-43.9%
02/2013	3,700	76.2%	17,238	93.4%	17,238	93.4%
03/2013	2,600	-29.7%	12,084	-29.9%	12,084	-29.9%
04/2013	3,500	34.6%	16,346	35.3%	16,346	35.3%
05/2013	2,300	-34.3%	10,443	-36.1%	10,443	-36.1%
06/2013	3,600	56.5%	15,892	52.2%	15,892	52.2%
07/2013	2,300	-36.1%	10,746	-32.4%	10,746	-32.4%
08/2013	2,100	-8.7%	8,173	-23.9%	8,173	-23.9%
09/2013	2,300	9.5%	10,443	27.8%	10,443	27.8%
10/2013	3,500	52.2%	14,076	34.8%	14,076	34.8%
11/2013	2,760	-21.1%	12,273	-12.8%	12,273	-12.8%
12/2013	2,700	-2.2%	10,427	-15.0%	10,427	-15.0%

Data source: ARCOS (2006-2014) and Defendant Distribution Data (Walgreens 1/2006 - 3/2014)

Walgreen Co Hydrocodone Shipments to Walgreens # 04275

	Dosage Units		MME		Drug Base Weight in mg	
Date	Walgreens	% Change	Walgreens	% Change	Walgreens	% Change
01/2014	3,100	14.8%	13,732	31.7%	13,732	31.7%
02/2014	2,100	-32.3%	8,627	-37.2%	8,627	-37.2%
03/2014	500	-76.2%	1,968	-77.2%	1,968	-77.2%
04/2014	0	-100.0%	0	-100.0%	0	-100.0%
05/2014	0	n/a	0	n/a	0	n/a
06/2014	0	n/a	0	n/a	0	n/a
07/2014	0	n/a	0	n/a	0	n/a
08/2014	0	n/a	0	n/a	0	n/a
09/2014	0	n/a	0	n/a	0	n/a
10/2014	0	n/a	0	n/a	0	n/a
11/2014	0	n/a	0	n/a	0	n/a
12/2014	0	n/a	0	n/a	0	n/a
01/2015	0	n/a	0	n/a	0	n/a
02/2015	0	n/a	0	n/a	0	n/a
03/2015	0	n/a	0	n/a	0	n/a
04/2015	0	n/a	0	n/a	0	n/a
05/2015	0	n/a	0	n/a	0	n/a
06/2015	0	n/a	0	n/a	0	n/a
07/2015	0	n/a	0	n/a	0	n/a
08/2015	0	n/a	0	n/a	0	n/a
09/2015	0	n/a	0	n/a	0	n/a
10/2015	0	n/a	0	n/a	0	n/a
11/2015	0	n/a	0	n/a	0	n/a
12/2015	0	n/a	0	n/a	0	n/a

Data source: ARCOS (2006-2014) and Defendant Distribution Data (Walgreens 1/2006 - 3/2014)

Walgreens # 04275 (1/2000 to 12/2017)
DEA: BW6033079
456 Mission Street
San Francisco, CA 94105

Walgreen Co Hydrocodone Shipments to Walgreens # 04275

	Dosage Units		MME		Drug Base Weight in mg	
Date	Walgreens	% Change	Walgreens	% Change	Walgreens	% Change
1996	0		0		0	
1997	0	n/a	0	n/a	0	n/a
1998	0	n/a	0	n/a	0	n/a
1999	0	n/a	0	n/a	0	n/a
2000	0	n/a	0	n/a	0	n/a
2001	0	n/a	0	n/a	0	n/a
2002	0	n/a	0	n/a	0	n/a
2003	0	n/a	0	n/a	0	n/a
2004	0	n/a	0	n/a	0	n/a
2005	0	n/a	0	n/a	0	n/a
2006	23,700	n/a	92,537	n/a	92,537	n/a
2007	41,300	74.3%	170,606	84.4%	170,606	84.4%
2008	44,200	7.0%	186,019	9.0%	186,019	9.0%
2009	53,020	20.0%	228,391	22.8%	228,391	22.8%
2010	46,500	-12.3%	190,706	-16.5%	190,706	-16.5%
2011	43,500	-6.5%	181,801	-4.7%	181,801	-4.7%
2012	38,400	-11.7%	168,777	-7.2%	168,777	-7.2%
2013	33,460	-12.9%	147,053	-12.9%	147,053	-12.9%
2014	5,700	-83.0%	24,327	-83.5%	24,327	-83.5%
2015	0	-100.0%	0	-100.0%	0	-100.0%
2016	0	n/a	0	n/a	0	n/a
2017	0	n/a	0	n/a	0	n/a
2018	0	n/a	0	n/a	0	n/a
2019	0	n/a	0	n/a	0	n/a
Total	**329,780**		**1,390,215**		**1,390,215**	

Data source: ARCOS (2006-2014) and Defendant Distribution Data (Walgreens 1/2006 - 3/2014)

Walgreens # 04275 (1/2000 to 12/2017)
DEA: BW6033079
456 Mission Street
San Francisco, CA 94105

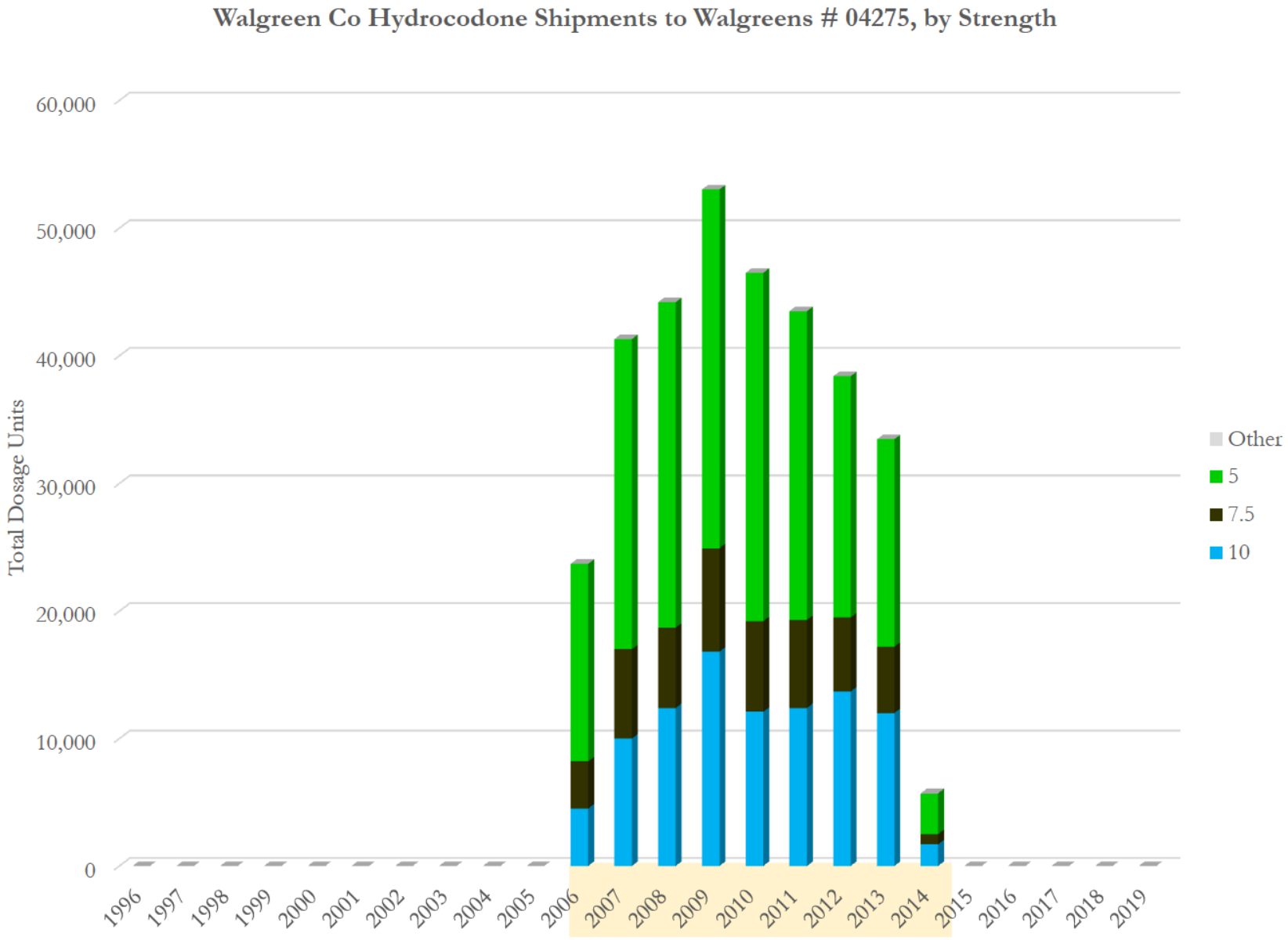

Data source: ARCOS (2006-2014) and Defendant Distribution Data (Walgreens 1/2006 - 3/2014)

Walgreens # 04275 (1/2000 to 12/2017)
DEA: BW6033079
456 Mission Street
San Francisco, CA 94105

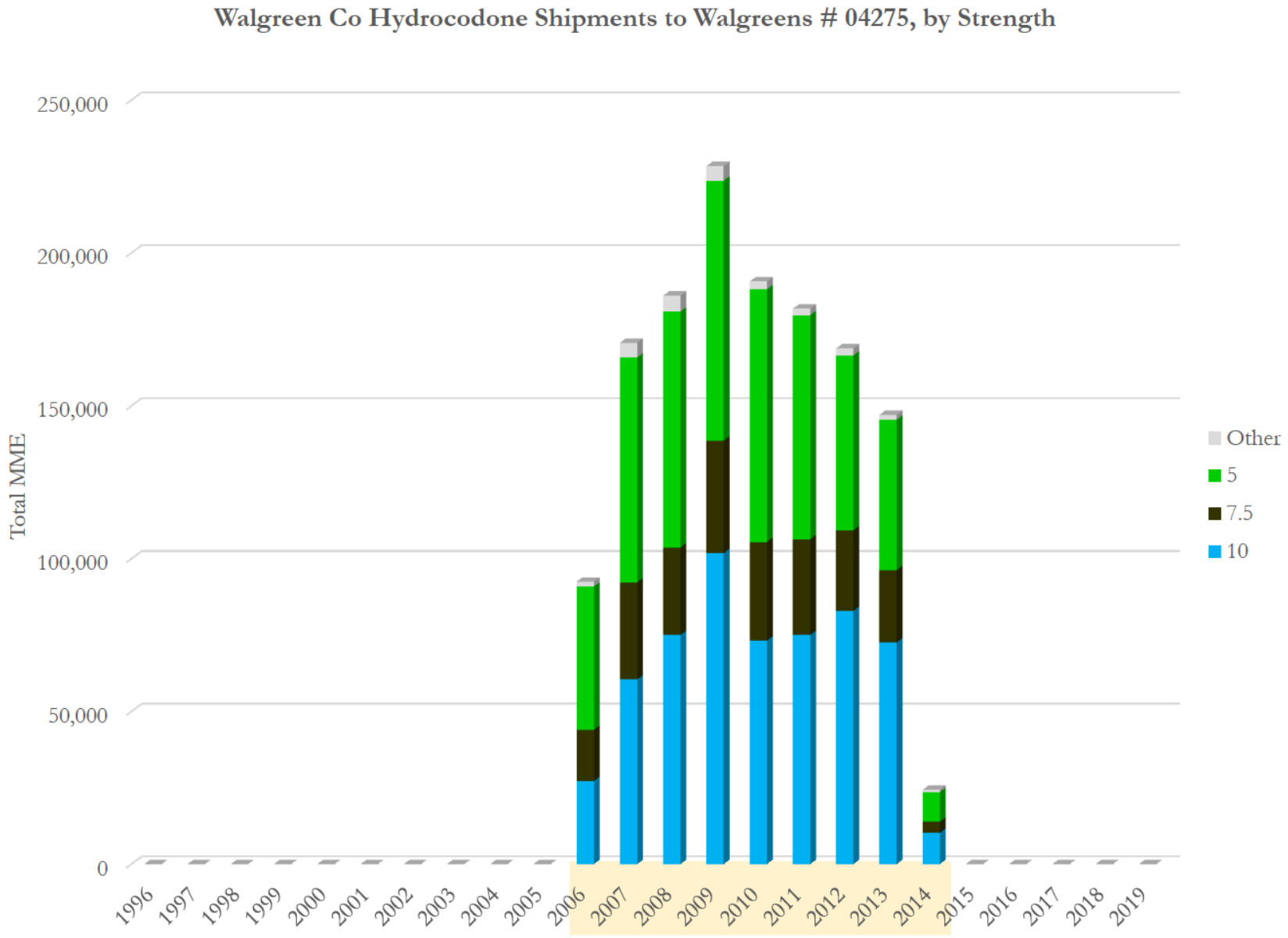

Data source: ARCOS (2006-2014) and Defendant Distribution Data (Walgreens 1/2006 - 3/2014)

Walgreens # 04275 (1/2000 to 12/2017)
DEA: BW6033079
456 Mission Street
San Francisco, CA 94105

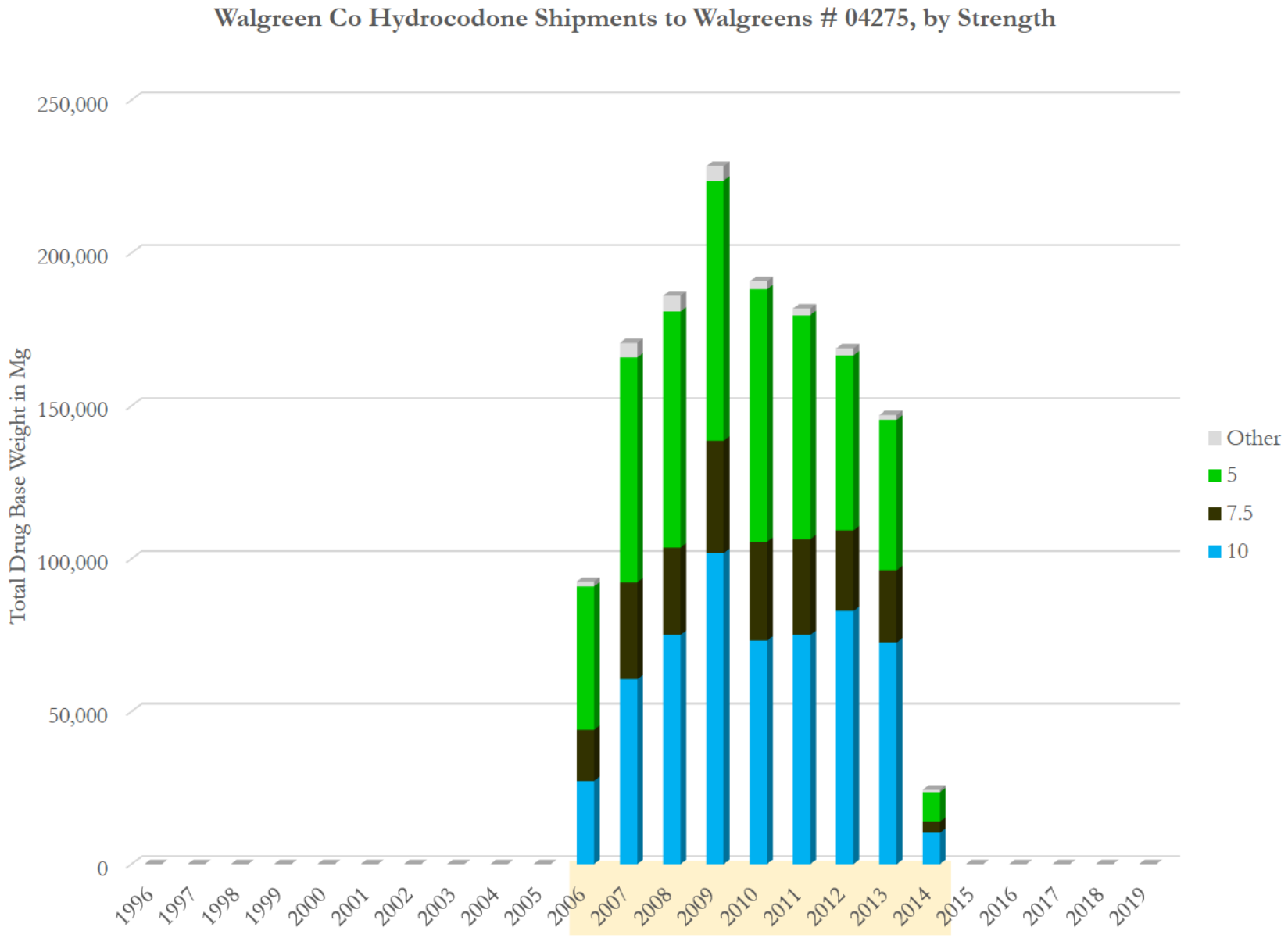

Data source: ARCOS (2006-2014) and Defendant Distribution Data (Walgreens 1/2006 - 3/2014)

Walgreens # 04275 (1/2000 to 12/2017)
DEA: BW6033079
456 Mission Street
San Francisco, CA 94105

Walgreen Co Hydrocodone Shipments to Walgreens # 04275, by Strength
(Total Dosage Units)

Strength Year\	10	7.5	5	Other	Total	Avg. Str
1996	0	0	0	0	**0**	
1997	0	0	0	0	**0**	
1998	0	0	0	0	**0**	
1999	0	0	0	0	**0**	
2000	0	0	0	0	**0**	
2001	0	0	0	0	**0**	
2002	0	0	0	0	**0**	
2003	0	0	0	0	**0**	
2004	0	0	0	0	**0**	
2005	0	0	0	0	**0**	
2006	4,500	3,700	15,500	0	**23,700**	6.34
2007	10,000	7,000	24,300	0	**41,300**	6.63
2008	12,400	6,300	25,500	0	**44,200**	6.76
2009	16,820	8,100	28,100	0	**53,020**	6.97
2010	12,100	7,100	27,300	0	**46,500**	6.68
2011	12,400	6,900	24,200	0	**43,500**	6.82
2012	13,700	5,800	18,900	0	**38,400**	7.16
2013	12,000	5,200	16,260	0	**33,460**	7.18
2014	1,700	800	3,200	0	**5,700**	6.84
2015	0	0	0	0	**0**	
2016	0	0	0	0	**0**	
2017	0	0	0	0	**0**	
2018	0	0	0	0	**0**	
2019	0	0	0	0	**0**	
Total	**95,620**	**50,900**	**183,260**	**0**	**329,780**	6.84

Data source: ARCOS (2006-2014) and Defendant Distribution Data (Walgreens 1/2006 - 3/2014)

Walgreens # 04275 (1/2000 to 12/2017)
DEA: BW6033079
456 Mission Street
San Francisco, CA 94105

Walgreen Co Hydrocodone Shipments to Walgreens # 04275, by Strength (Total MME)

Strength Year\	10	7.5	5	Other	Total	Avg. Str
1996	0	0	0	0	**0**	
1997	0	0	0	0	**0**	
1998	0	0	0	0	**0**	
1999	0	0	0	0	**0**	
2000	0	0	0	0	**0**	
2001	0	0	0	0	**0**	
2002	0	0	0	0	**0**	
2003	0	0	0	0	**0**	
2004	0	0	0	0	**0**	
2005	0	0	0	0	**0**	
2006	27,243	16,800	46,919	1,575	**92,537**	6.34
2007	60,540	31,784	73,556	4,726	**170,606**	6.63
2008	75,070	28,605	77,189	5,155	**186,019**	6.76
2009	101,828	36,778	85,059	4,726	**228,391**	6.97
2010	73,253	32,238	82,637	2,578	**190,706**	6.68
2011	75,070	31,329	73,253	2,148	**181,801**	6.82
2012	82,940	26,335	57,210	2,292	**168,777**	7.16
2013	72,648	23,611	49,219	1,576	**147,053**	7.18
2014	10,292	3,632	9,686	716	**24,327**	6.84
2015	0	0	0	0	**0**	
2016	0	0	0	0	**0**	
2017	0	0	0	0	**0**	
2018	0	0	0	0	**0**	
2019	0	0	0	0	**0**	
Total	**578,883**	**231,111**	**554,728**	**25,492**	**1,390,215**	6.84

Data source: ARCOS (2006-2014) and Defendant Distribution Data (Walgreens 1/2006 - 3/2014)

Walgreens # 04275 (1/2000 to 12/2017)
DEA: BW6033079
456 Mission Street
San Francisco, CA 94105

Walgreen Co Hydrocodone Shipments to Walgreens # 04275, by Strength
(Total Drug Base Weight in Milligram)

Strength Year\	10	7.5	5	Other	Total	Avg. Str
1996	0	0	0	0	**0**	
1997	0	0	0	0	**0**	
1998	0	0	0	0	**0**	
1999	0	0	0	0	**0**	
2000	0	0	0	0	**0**	
2001	0	0	0	0	**0**	
2002	0	0	0	0	**0**	
2003	0	0	0	0	**0**	
2004	0	0	0	0	**0**	
2005	0	0	0	0	**0**	
2006	27,243	16,800	46,919	1,575	**92,537**	6.34
2007	60,540	31,784	73,556	4,726	**170,606**	6.63
2008	75,070	28,605	77,189	5,155	**186,019**	6.76
2009	101,828	36,778	85,059	4,726	**228,391**	6.97
2010	73,253	32,238	82,637	2,578	**190,706**	6.68
2011	75,070	31,329	73,253	2,148	**181,801**	6.82
2012	82,940	26,335	57,210	2,292	**168,777**	7.16
2013	72,648	23,611	49,219	1,576	**147,053**	7.18
2014	10,292	3,632	9,686	716	**24,327**	6.84
2015	0	0	0	0	**0**	
2016	0	0	0	0	**0**	
2017	0	0	0	0	**0**	
2018	0	0	0	0	**0**	
2019	0	0	0	0	**0**	
Total	**578,883**	**231,111**	**554,728**	**25,492**	**1,390,215**	6.84

Data source: ARCOS (2006-2014) and Defendant Distribution Data (Walgreens 1/2006 - 3/2014)

Walgreens # 07044 (8/2004 to 12/2017)
DEA: BW8853283
88 Spear Street
San Francisco, CA 94105

Walgreen Co Oxycodone Shipments to Walgreens # 07044

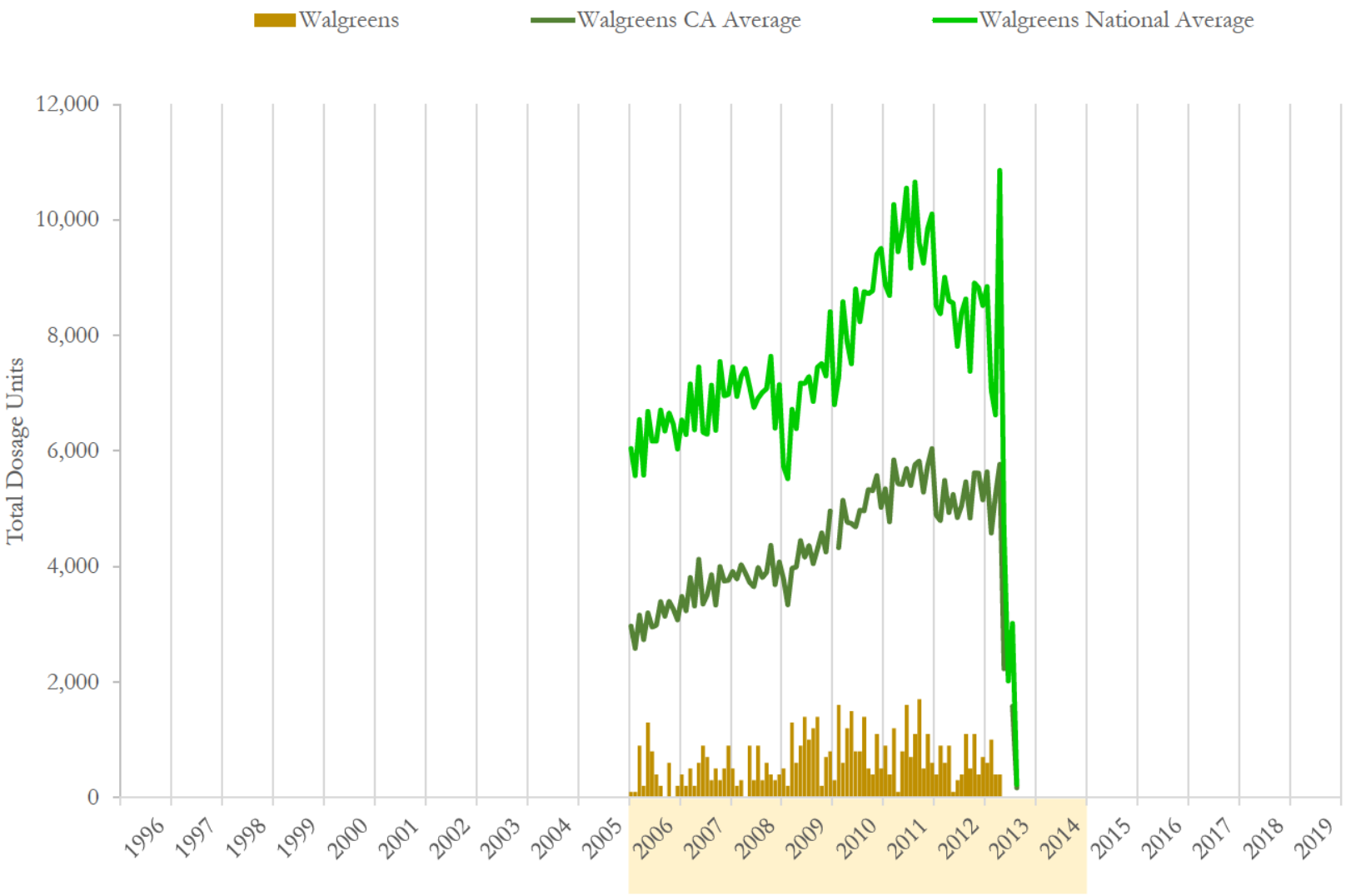

National and state averages reflect oxycodone shipped from Walgreen Co to all active pharmacies each month.
Data source: ARCOS (2006-2014) and Defendant Distribution Data (Walgreens 1/2006 - 3/2014)

Walgreens # 07044 (8/2004 to 12/2017)
DEA: BW8853283
88 Spear Street
San Francisco, CA 94105

Walgreen Co Oxycodone Shipments to Walgreens # 07044

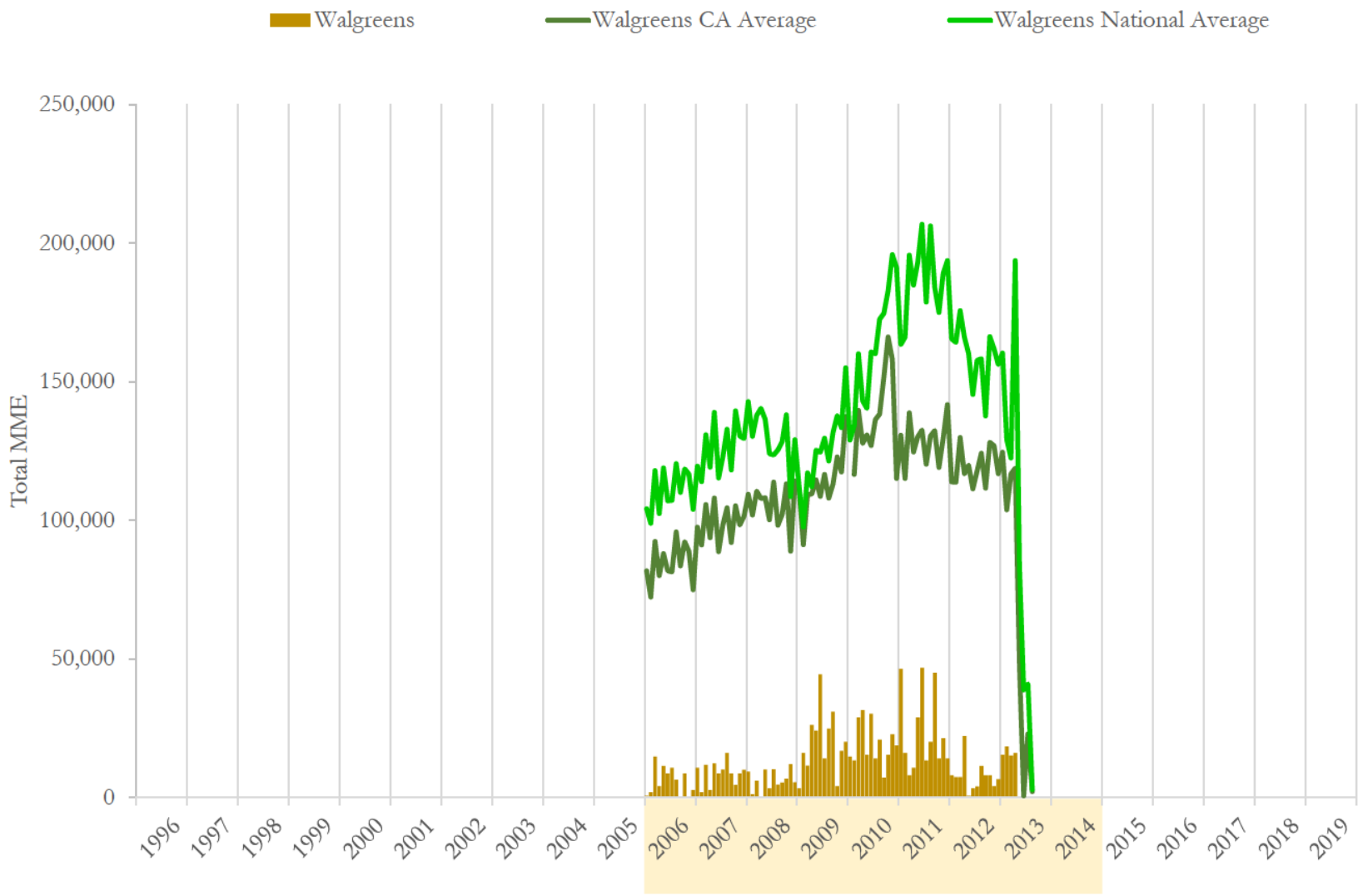

National and state averages reflect oxycodone shipped from Walgreen Co to all active pharmacies each month.
Data source: ARCOS (2006-2014) and Defendant Distribution Data (Walgreens 1/2006 - 3/2014)

Walgreens # 07044 (8/2004 to 12/2017)
DEA: BW8853283
88 Spear Street
San Francisco, CA 94105

Walgreen Co Oxycodone Shipments to Walgreens # 07044

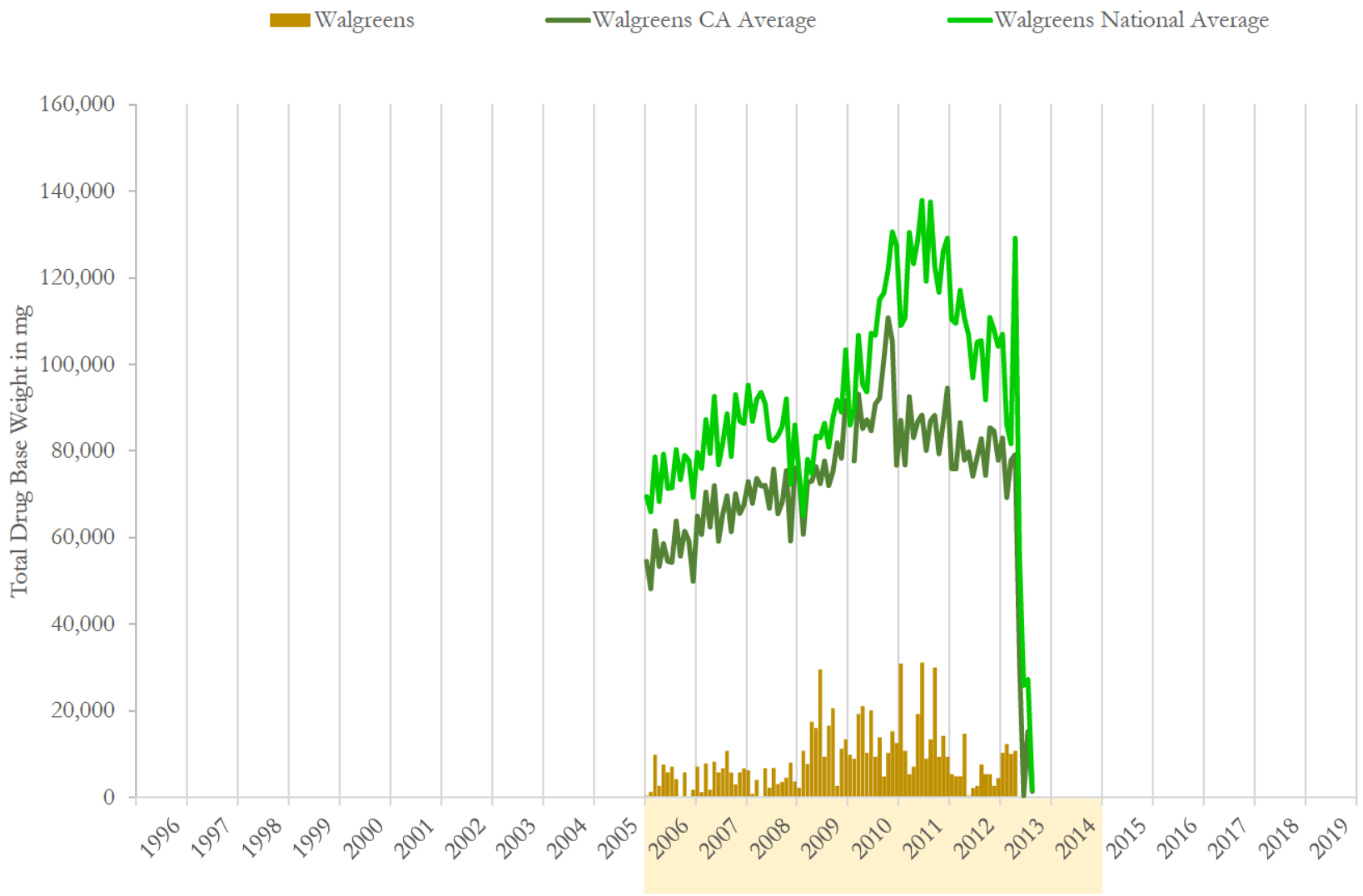

National and state averages reflect oxycodone shipped from Walgreen Co to all active pharmacies each month.
Data source: ARCOS (2006-2014) and Defendant Distribution Data (Walgreens 1/2006 - 3/2014)

Walgreens # 07044 (8/2004 to 12/2017)
DEA: BW8853283
88 Spear Street
San Francisco, CA 94105

Walgreen Co Oxycodone Shipments to Walgreens # 07044

	Dosage Units		MME		Drug Base Weight in mg	
Date	Walgreens	% Change	Walgreens	% Change	Walgreens	% Change
01/2006	100	n/a	672	n/a	448	n/a
02/2006	100	0.0%	2,017	200.0%	1,345	200.0%
03/2006	900	800.0%	14,792	633.3%	9,862	633.3%
04/2006	200	-77.8%	4,034	-72.7%	2,690	-72.7%
05/2006	1,300	550.0%	11,430	183.3%	7,620	183.3%
06/2006	800	-38.5%	8,741	-23.5%	5,827	-23.5%
07/2006	400	-50.0%	10,758	23.1%	7,172	23.1%
08/2006	200	-50.0%	6,388	-40.6%	4,258	-40.6%
09/2006	0	-100.0%	0	-100.0%	0	-100.0%
10/2006	600	n/a	8,741	n/a	5,827	n/a
11/2006	0	-100.0%	0	-100.0%	0	-100.0%
12/2006	200	n/a	2,690	n/a	1,793	n/a
01/2007	400	100.0%	10,758	300.0%	7,172	300.0%
02/2007	200	-50.0%	1,950	-81.9%	1,300	-81.9%
03/2007	500	150.0%	11,767	503.4%	7,844	503.4%
04/2007	200	-60.0%	2,690	-77.1%	1,793	-77.1%
05/2007	600	200.0%	12,372	360.0%	8,248	360.0%
06/2007	900	50.0%	8,741	-29.3%	5,827	-29.3%
07/2007	700	-22.2%	10,086	15.4%	6,724	15.4%
08/2007	300	-57.1%	16,137	60.0%	10,758	60.0%
09/2007	500	66.7%	8,674	-46.3%	5,782	-46.3%
10/2007	300	-40.0%	4,639	-46.5%	3,093	-46.5%
11/2007	500	66.7%	8,741	88.4%	5,827	88.4%
12/2007	900	80.0%	10,018	14.6%	6,679	14.6%

Data source: ARCOS (2006-2014) and Defendant Distribution Data (Walgreens 1/2006 - 3/2014)

Walgreen Co Oxycodone Shipments to Walgreens # 07044

	Dosage Units		MME		Drug Base Weight in mg	
Date	Walgreens	% Change	Walgreens	% Change	Walgreens	% Change
01/2008	500	-44.4%	9,413	-6.0%	6,276	-6.0%
02/2008	200	-60.0%	1,210	-87.1%	807	-87.1%
03/2008	300	50.0%	6,051	400.0%	4,034	400.0%
04/2008	0	-100.0%	0	-100.0%	0	-100.0%
05/2008	900	n/a	10,086	n/a	6,724	n/a
06/2008	300	-66.7%	3,362	-66.7%	2,241	-66.7%
07/2008	900	200.0%	10,220	204.0%	6,813	204.0%
08/2008	300	-66.7%	4,707	-53.9%	3,138	-53.9%
09/2008	600	100.0%	5,379	14.3%	3,586	14.3%
10/2008	400	-33.3%	6,858	27.5%	4,572	27.5%
11/2008	300	-25.0%	12,103	76.5%	8,069	76.5%
12/2008	400	33.3%	5,513	-54.4%	3,676	-54.4%
01/2009	500	25.0%	3,362	-39.0%	2,241	-39.0%
02/2009	200	-60.0%	16,137	380.0%	10,758	380.0%
03/2009	1,300	550.0%	11,565	-28.3%	7,710	-28.3%
04/2009	600	-53.8%	26,223	126.7%	17,482	126.7%
05/2009	900	50.0%	24,138	-7.9%	16,092	-7.9%
06/2009	1,400	55.6%	44,377	83.8%	29,585	83.8%
07/2009	1,000	-28.6%	14,120	-68.2%	9,413	-68.2%
08/2009	1,200	20.0%	24,878	76.2%	16,585	76.2%
09/2009	1,400	16.7%	30,929	24.3%	20,620	24.3%
10/2009	200	-85.7%	4,034	-87.0%	2,690	-87.0%
11/2009	700	250.0%	16,809	316.7%	11,206	316.7%
12/2009	800	14.3%	20,171	20.0%	13,448	20.0%

Data source: ARCOS (2006-2014) and Defendant Distribution Data (Walgreens 1/2006 - 3/2014)

Walgreens # 07044 (8/2004 to 12/2017)
DEA: BW8853283
88 Spear Street
San Francisco, CA 94105

Walgreen Co Oxycodone Shipments to Walgreens # 07044

	Dosage Units		MME		Drug Base Weight in mg	
Date	Walgreens	% Change	Walgreens	% Change	Walgreens	% Change
01/2010	300	-62.5%	14,792	-26.7%	9,862	-26.7%
02/2010	1,600	433.3%	13,448	-9.1%	8,965	-9.1%
03/2010	600	-62.5%	28,912	115.0%	19,275	115.0%
04/2010	1,200	100.0%	31,602	9.3%	21,068	9.3%
05/2010	1,500	25.0%	15,465	-51.1%	10,310	-51.1%
06/2010	800	-46.7%	30,257	95.7%	20,171	95.7%
07/2010	800	0.0%	14,120	-53.3%	9,413	-53.3%
08/2010	1,400	75.0%	20,844	47.6%	13,896	47.6%
09/2010	500	-64.3%	7,262	-65.2%	4,841	-65.2%
10/2010	400	-20.0%	15,465	113.0%	10,310	113.0%
11/2010	1,100	175.0%	22,861	47.8%	15,241	47.8%
12/2010	500	-54.5%	18,827	-17.6%	12,551	-17.6%
01/2011	900	80.0%	46,394	146.4%	30,929	146.4%
02/2011	400	-55.6%	16,137	-65.2%	10,758	-65.2%
03/2011	1,200	200.0%	8,069	-50.0%	5,379	-50.0%
04/2011	100	-91.7%	10,758	33.3%	7,172	33.3%
05/2011	800	700.0%	28,912	168.8%	19,275	168.8%
06/2011	1,600	100.0%	46,730	61.6%	31,153	61.6%
07/2011	700	-56.3%	13,448	-71.2%	8,965	-71.2%
08/2011	1,100	57.1%	20,171	50.0%	13,448	50.0%
09/2011	1,700	54.5%	45,049	123.3%	30,033	123.3%
10/2011	500	-70.6%	14,120	-68.7%	9,413	-68.7%
11/2011	1,100	120.0%	21,449	51.9%	14,299	51.9%
12/2011	600	-45.5%	14,120	-34.2%	9,413	-34.2%

Data source: ARCOS (2006-2014) and Defendant Distribution Data (Walgreens 1/2006 - 3/2014)

Walgreen Co Oxycodone Shipments to Walgreens # 07044

	Dosage Units		MME		Drug Base Weight in mg	
Date	Walgreens	% Change	Walgreens	% Change	Walgreens	% Change
01/2012	400	-33.3%	8,069	-42.9%	5,379	-42.9%
02/2012	900	125.0%	7,374	-8.6%	4,916	-8.6%
03/2012	600	-33.3%	7,374	0.0%	4,916	0.0%
04/2012	900	50.0%	22,144	200.3%	14,763	200.3%
05/2012	100	-88.9%	672	-97.0%	448	-97.0%
06/2012	300	200.0%	3,340	396.7%	2,227	396.7%
07/2012	400	33.3%	4,012	20.1%	2,675	20.1%
08/2012	1,100	175.0%	11,430	184.9%	7,620	184.9%
09/2012	500	-54.5%	8,069	-29.4%	5,379	-29.4%
10/2012	1,100	120.0%	8,069	0.0%	5,379	0.0%
11/2012	400	-63.6%	4,034	-50.0%	2,690	-50.0%
12/2012	700	75.0%	6,724	66.7%	4,483	66.7%
01/2013	600	-14.3%	15,465	130.0%	10,310	130.0%
02/2013	1,000	66.7%	18,490	19.6%	12,327	19.6%
03/2013	400	-60.0%	15,128	-18.2%	10,086	-18.2%
04/2013	400	0.0%	16,137	6.7%	10,758	6.7%
05/2013	0	-100.0%	0	-100.0%	0	-100.0%
06/2013	0	n/a	0	n/a	0	n/a
07/2013	0	n/a	0	n/a	0	n/a
08/2013	0	n/a	0	n/a	0	n/a
09/2013	0	n/a	0	n/a	0	n/a
10/2013	0	n/a	0	n/a	0	n/a
11/2013	0	n/a	0	n/a	0	n/a
12/2013	0	n/a	0	n/a	0	n/a

Data source: ARCOS (2006-2014) and Defendant Distribution Data (Walgreens 1/2006 - 3/2014)

Walgreens # 07044 (8/2004 to 12/2017)
DEA: BW8853283
88 Spear Street
San Francisco, CA 94105

Walgreen Co Oxycodone Shipments to Walgreens # 07044

	Dosage Units		MME		Drug Base Weight in mg	
Date	Walgreens	% Change	Walgreens	% Change	Walgreens	% Change
1996	0		0		0	
1997	0	n/a	0	n/a	0	n/a
1998	0	n/a	0	n/a	0	n/a
1999	0	n/a	0	n/a	0	n/a
2000	0	n/a	0	n/a	0	n/a
2001	0	n/a	0	n/a	0	n/a
2002	0	n/a	0	n/a	0	n/a
2003	0	n/a	0	n/a	0	n/a
2004	0	n/a	0	n/a	0	n/a
2005	0	n/a	0	n/a	0	n/a
2006	4,800	n/a	70,263	n/a	46,842	n/a
2007	6,000	25.0%	106,571	51.7%	71,048	51.7%
2008	5,100	-15.0%	74,902	-29.7%	49,935	-29.7%
2009	10,200	100.0%	236,743	216.1%	157,829	216.1%
2010	10,700	4.9%	233,852	-1.2%	155,901	-1.2%
2011	10,700	0.0%	285,356	22.0%	190,237	22.0%
2012	7,400	-30.8%	91,310	-68.0%	60,874	-68.0%
2013	2,400	-67.6%	65,220	-28.6%	43,480	-28.6%
2014	0	-100.0%	0	-100.0%	0	-100.0%
2015	0	n/a	0	n/a	0	n/a
2016	0	n/a	0	n/a	0	n/a
2017	0	n/a	0	n/a	0	n/a
2018	0	n/a	0	n/a	0	n/a
2019	0	n/a	0	n/a	0	n/a
Total	**57,300**		**1,164,219**		**776,146**	

Data source: ARCOS (2006-2014) and Defendant Distribution Data (Walgreens 1/2006 - 3/2014)

Walgreens # 07044 (8/2004 to 12/2017)
DEA: BW8853283
88 Spear Street
San Francisco, CA 94105

Walgreen Co Oxycodone Shipments to Walgreens # 07044, by Strength

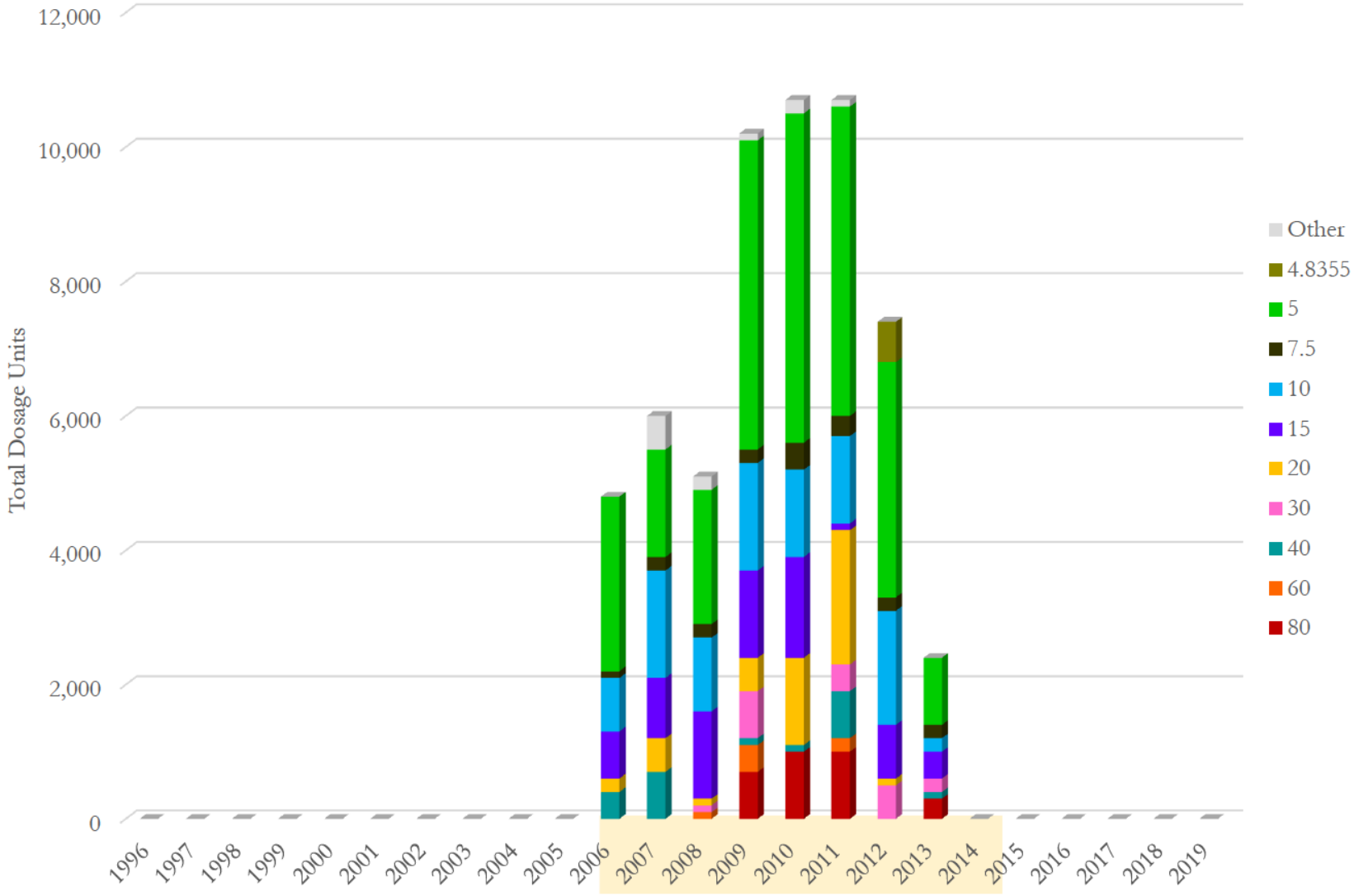

Data source: ARCOS (2006-2014) and Defendant Distribution Data (Walgreens 1/2006 - 3/2014)

Walgreens # 07044 (8/2004 to 12/2017)
DEA: BW8853283
88 Spear Street
San Francisco, CA 94105

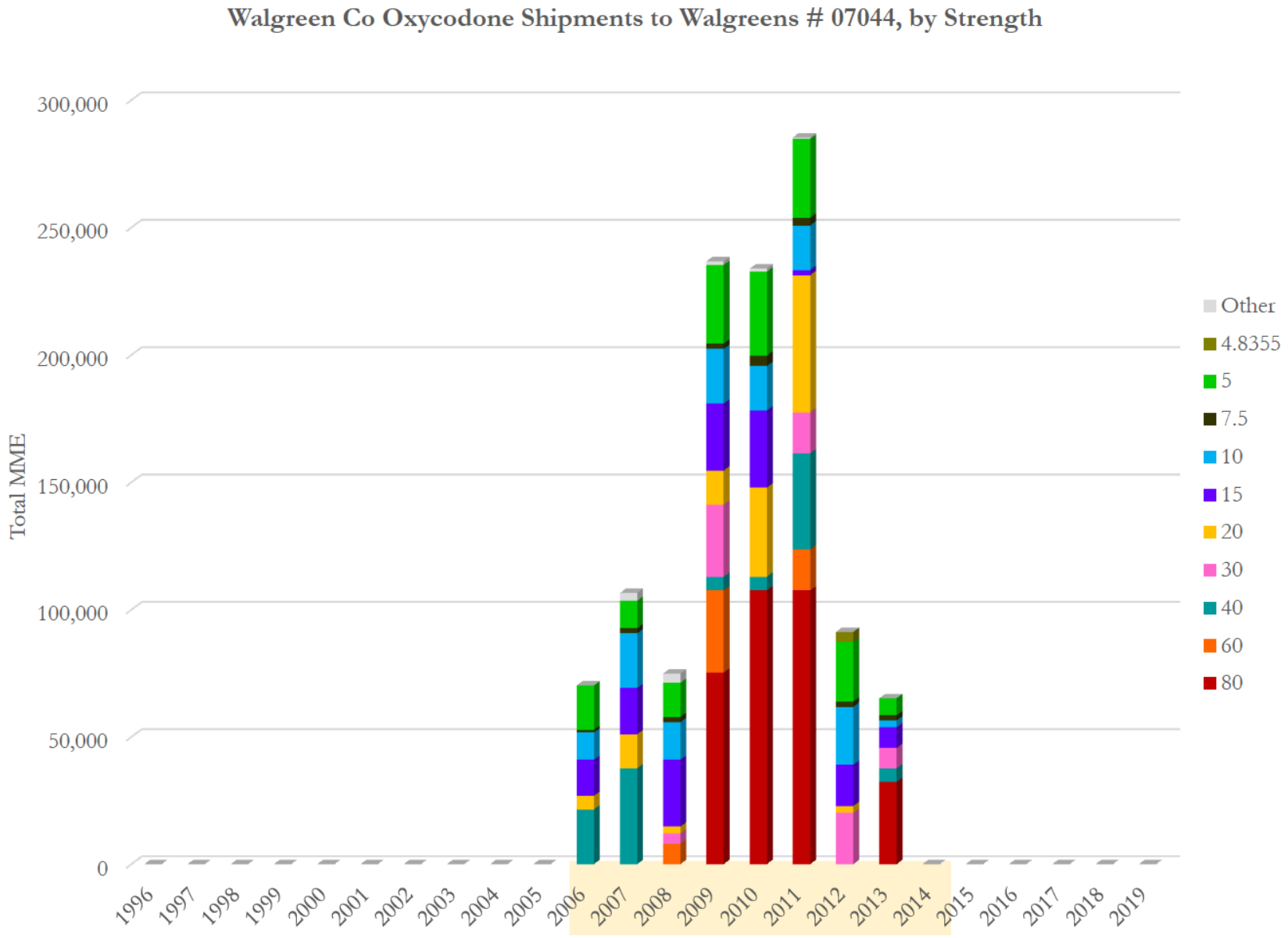

Data source: ARCOS (2006-2014) and Defendant Distribution Data (Walgreens 1/2006 - 3/2014)

Walgreens # 07044 (8/2004 to 12/2017)
DEA: BW8853283
88 Spear Street
San Francisco, CA 94105

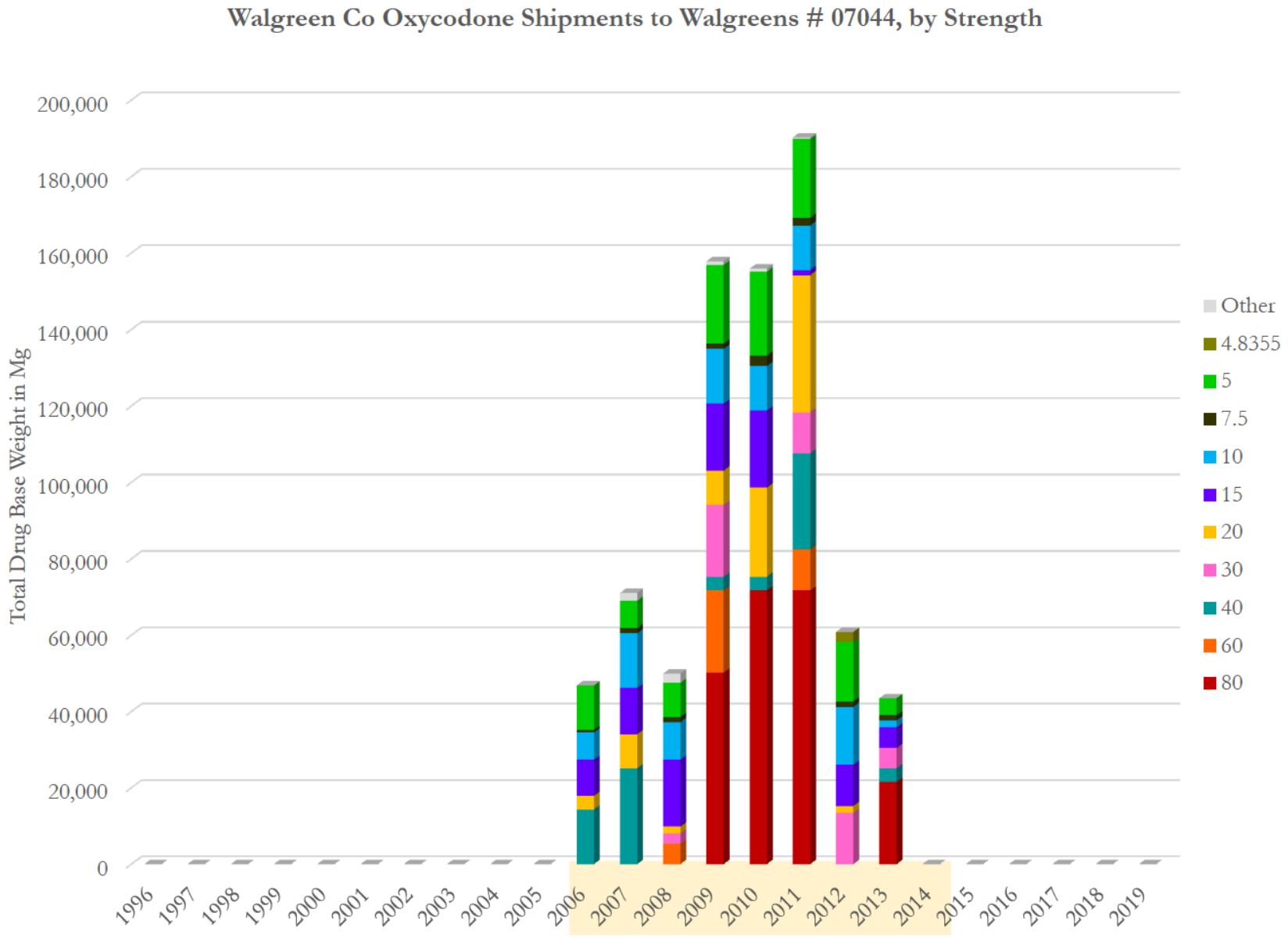

Data source: ARCOS (2006-2014) and Defendant Distribution Data (Walgreens 1/2006 - 3/2014)

Walgreens # 07044 (8/2004 to 12/2017)
DEA: BW8853283
88 Spear Street
San Francisco, CA 94105

Walgreen Co Oxycodone Shipments to Walgreens # 07044, by Strength
(Total Dosage Units)

Strength Year\	80	60	40	30	20	15	10	7.5	5	4.8355	Other	Total	Avg. Str
1996	0	0	0	0	0	0	0	0	0	0	0	**0**	
1997	0	0	0	0	0	0	0	0	0	0	0	**0**	
1998	0	0	0	0	0	0	0	0	0	0	0	**0**	
1999	0	0	0	0	0	0	0	0	0	0	0	**0**	
2000	0	0	0	0	0	0	0	0	0	0	0	**0**	
2001	0	0	0	0	0	0	0	0	0	0	0	**0**	
2002	0	0	0	0	0	0	0	0	0	0	0	**0**	
2003	0	0	0	0	0	0	0	0	0	0	0	**0**	
2004	0	0	0	0	0	0	0	0	0	0	0	**0**	
2005	0	0	0	0	0	0	0	0	0	0	0	**0**	
2006	0	0	400	0	200	700	800	100	2,600	0	0	**4,800**	10.89
2007	0	0	700	0	500	900	1,600	200	1,600	0	500	**6,000**	14.00
2008	0	100	0	100	100	1,300	1,100	200	2,000	0	200	**5,100**	10.82
2009	700	400	100	700	500	1,300	1,600	200	4,600	0	100	**10,200**	17.33
2010	1,000	0	100	0	1,300	1,500	1,300	400	4,900	0	200	**10,700**	16.48
2011	1,000	200	700	400	2,000	100	1,300	300	4,600	0	100	**10,700**	19.98
2012	0	0	0	500	100	800	1,700	200	3,500	600	0	**7,400**	9.18
2013	300	0	100	200	0	400	200	200	1,000	0	0	**2,400**	20.21
2014	0	0	0	0	0	0	0	0	0	0	0	**0**	
2015	0	0	0	0	0	0	0	0	0	0	0	**0**	
2016	0	0	0	0	0	0	0	0	0	0	0	**0**	
2017	0	0	0	0	0	0	0	0	0	0	0	**0**	
2018	0	0	0	0	0	0	0	0	0	0	0	**0**	
2019	0	0	0	0	0	0	0	0	0	0	0	**0**	
Total	**3,000**	**700**	**2,100**	**1,900**	**4,700**	**7,000**	**9,600**	**1,800**	**24,800**	**600**	**1,100**	**57,300**	15.27

Data source: ARCOS (2006-2014) and Defendant Distribution Data (Walgreens 1/2006 - 3/2014)

Walgreens # 07044 (8/2004 to 12/2017)
DEA: BW8853283
88 Spear Street
San Francisco, CA 94105

Walgreen Co Oxycodone Shipments to Walgreens # 07044, by Strength
(Total MME)

Strength Year\	80	60	40	30	20	15	10	7.5	5	4.8355	Other	Total	Avg. Str
1996	0	0	0	0	0	0	0	0	0	0	0	**0**	
1997	0	0	0	0	0	0	0	0	0	0	0	**0**	
1998	0	0	0	0	0	0	0	0	0	0	0	**0**	
1999	0	0	0	0	0	0	0	0	0	0	0	**0**	
2000	0	0	0	0	0	0	0	0	0	0	0	**0**	
2001	0	0	0	0	0	0	0	0	0	0	0	**0**	
2002	0	0	0	0	0	0	0	0	0	0	0	**0**	
2003	0	0	0	0	0	0	0	0	0	0	0	**0**	
2004	0	0	0	0	0	0	0	0	0	0	0	**0**	
2005	0	0	0	0	0	0	0	0	0	0	0	**0**	
2006	0	0	21,516	0	5,379	14,120	10,758	1,009	17,482	0	0	**70,263**	10.89
2007	0	0	37,653	0	13,448	18,154	21,516	2,017	10,758	0	3,026	**106,571**	14.00
2008	0	8,069	0	4,034	2,690	26,223	14,792	2,017	13,447	0	3,631	**74,902**	10.82
2009	75,306	32,274	5,379	28,240	13,448	26,223	21,516	2,017	30,929	0	1,412	**236,743**	17.33
2010	107,580	0	5,379	0	34,964	30,257	17,482	4,034	32,946	0	1,210	**233,852**	16.48
2011	107,580	16,137	37,653	16,137	53,790	2,017	17,482	3,026	30,929	0	605	**285,356**	19.98
2012	0	0	0	20,171	2,690	16,137	22,861	2,017	23,533	3,902	0	**91,310**	9.18
2013	32,274	0	5,379	8,069	0	8,069	2,690	2,017	6,724	0	0	**65,220**	20.21
2014	0	0	0	0	0	0	0	0	0	0	0	**0**	
2015	0	0	0	0	0	0	0	0	0	0	0	**0**	
2016	0	0	0	0	0	0	0	0	0	0	0	**0**	
2017	0	0	0	0	0	0	0	0	0	0	0	**0**	
2018	0	0	0	0	0	0	0	0	0	0	0	**0**	
2019	0	0	0	0	0	0	0	0	0	0	0	**0**	
Total	**322,740**	**56,480**	**112,959**	**76,651**	**126,407**	**141,199**	**129,096**	**18,154**	**166,749**	**3,902**	**9,884**	**1,164,219**	15.27

Data source: ARCOS (2006-2014) and Defendant Distribution Data (Walgreens 1/2006 - 3/2014)

Walgreens # 07044 (8/2004 to 12/2017)
DEA: BW8853283
88 Spear Street
San Francisco, CA 94105

Walgreen Co Oxycodone Shipments to Walgreens # 07044, by Strength
(Total Drug Base Weight in Milligram)

Strength Year\	80	60	40	30	20	15	10	7.5	5	4.8355	Other	Total	Avg. Str
1996	0	0	0	0	0	0	0	0	0	0	0	**0**	
1997	0	0	0	0	0	0	0	0	0	0	0	**0**	
1998	0	0	0	0	0	0	0	0	0	0	0	**0**	
1999	0	0	0	0	0	0	0	0	0	0	0	**0**	
2000	0	0	0	0	0	0	0	0	0	0	0	**0**	
2001	0	0	0	0	0	0	0	0	0	0	0	**0**	
2002	0	0	0	0	0	0	0	0	0	0	0	**0**	
2003	0	0	0	0	0	0	0	0	0	0	0	**0**	
2004	0	0	0	0	0	0	0	0	0	0	0	**0**	
2005	0	0	0	0	0	0	0	0	0	0	0	**0**	
2006	0	0	14,344	0	3,586	9,413	7,172	672	11,654	0	0	**46,842**	10.89
2007	0	0	25,102	0	8,965	12,103	14,344	1,345	7,172	0	2,017	**71,048**	14.00
2008	0	5,379	0	2,690	1,793	17,482	9,862	1,345	8,965	0	2,421	**49,935**	10.82
2009	50,204	21,516	3,586	18,827	8,965	17,482	14,344	1,345	20,620	0	941	**157,829**	17.33
2010	71,720	0	3,586	0	23,309	20,171	11,655	2,690	21,964	0	807	**155,901**	16.48
2011	71,720	10,758	25,102	10,758	35,860	1,345	11,655	2,017	20,620	0	403	**190,237**	19.98
2012	0	0	0	13,448	1,793	10,758	15,241	1,345	15,689	2,601	0	**60,874**	9.18
2013	21,516	0	3,586	5,379	0	5,379	1,793	1,345	4,483	0	0	**43,480**	20.21
2014	0	0	0	0	0	0	0	0	0	0	0	**0**	
2015	0	0	0	0	0	0	0	0	0	0	0	**0**	
2016	0	0	0	0	0	0	0	0	0	0	0	**0**	
2017	0	0	0	0	0	0	0	0	0	0	0	**0**	
2018	0	0	0	0	0	0	0	0	0	0	0	**0**	
2019	0	0	0	0	0	0	0	0	0	0	0	**0**	
Total	**215,160**	**37,653**	**75,306**	**51,101**	**84,271**	**94,133**	**86,064**	**12,103**	**111,166**	**2,601**	**6,589**	**776,146**	15.27

Data source: ARCOS (2006-2014) and Defendant Distribution Data (Walgreens 1/2006 - 3/2014)

Walgreens # 07044 (8/2004 to 12/2017)
DEA: BW8853283
88 Spear Street
San Francisco, CA 94105

Walgreen Co Hydrocodone Shipments to Walgreens # 07044

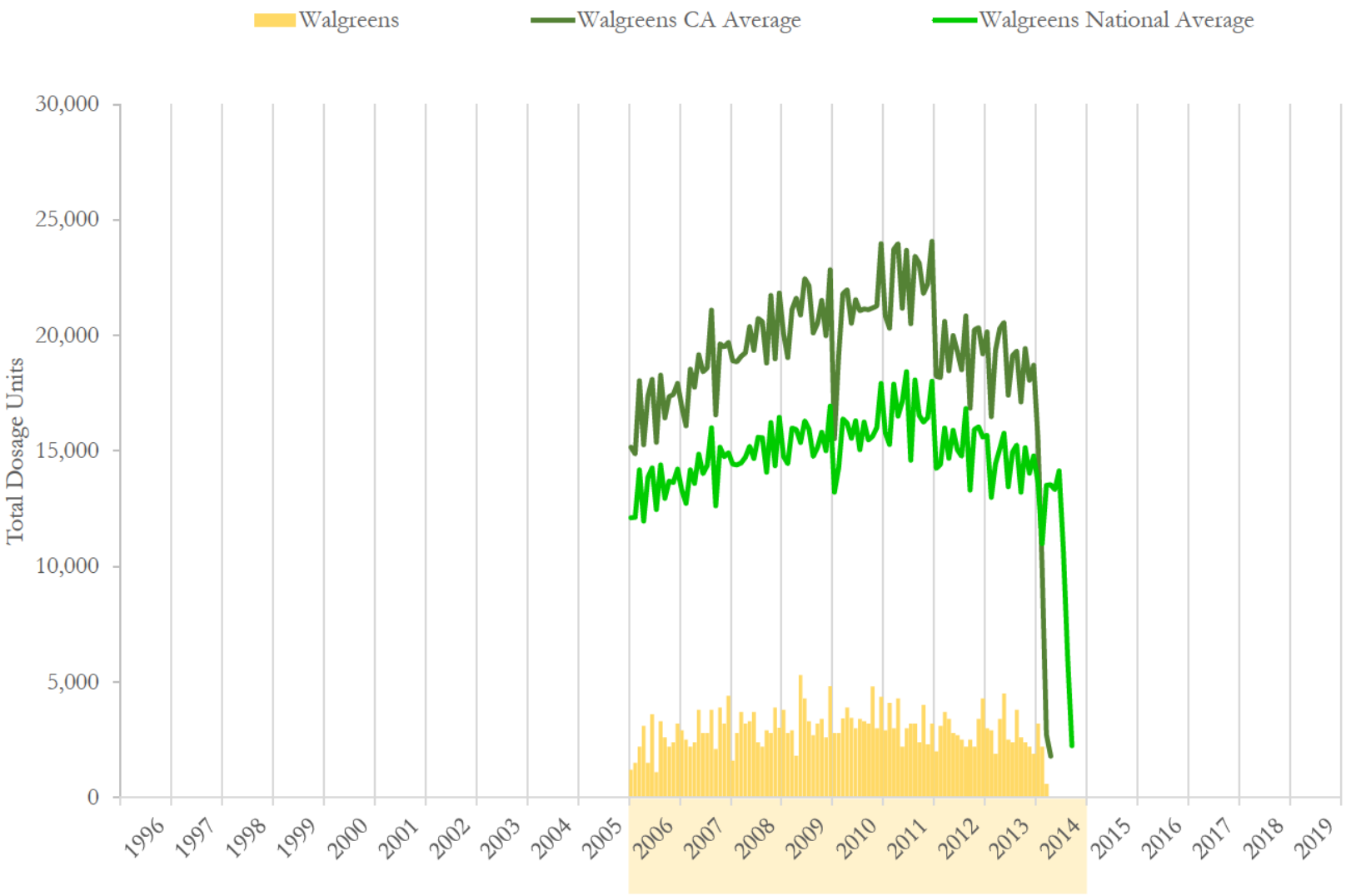

National and state averages reflect hydrocodone shipped from Walgreen Co to all active pharmacies each month.
Data source: ARCOS (2006-2014) and Defendant Distribution Data (Walgreens 1/2006 - 3/2014)

Walgreens # 07044 (8/2004 to 12/2017)
DEA: BW8853283
88 Spear Street
San Francisco, CA 94105

Walgreen Co Hydrocodone Shipments to Walgreens # 07044

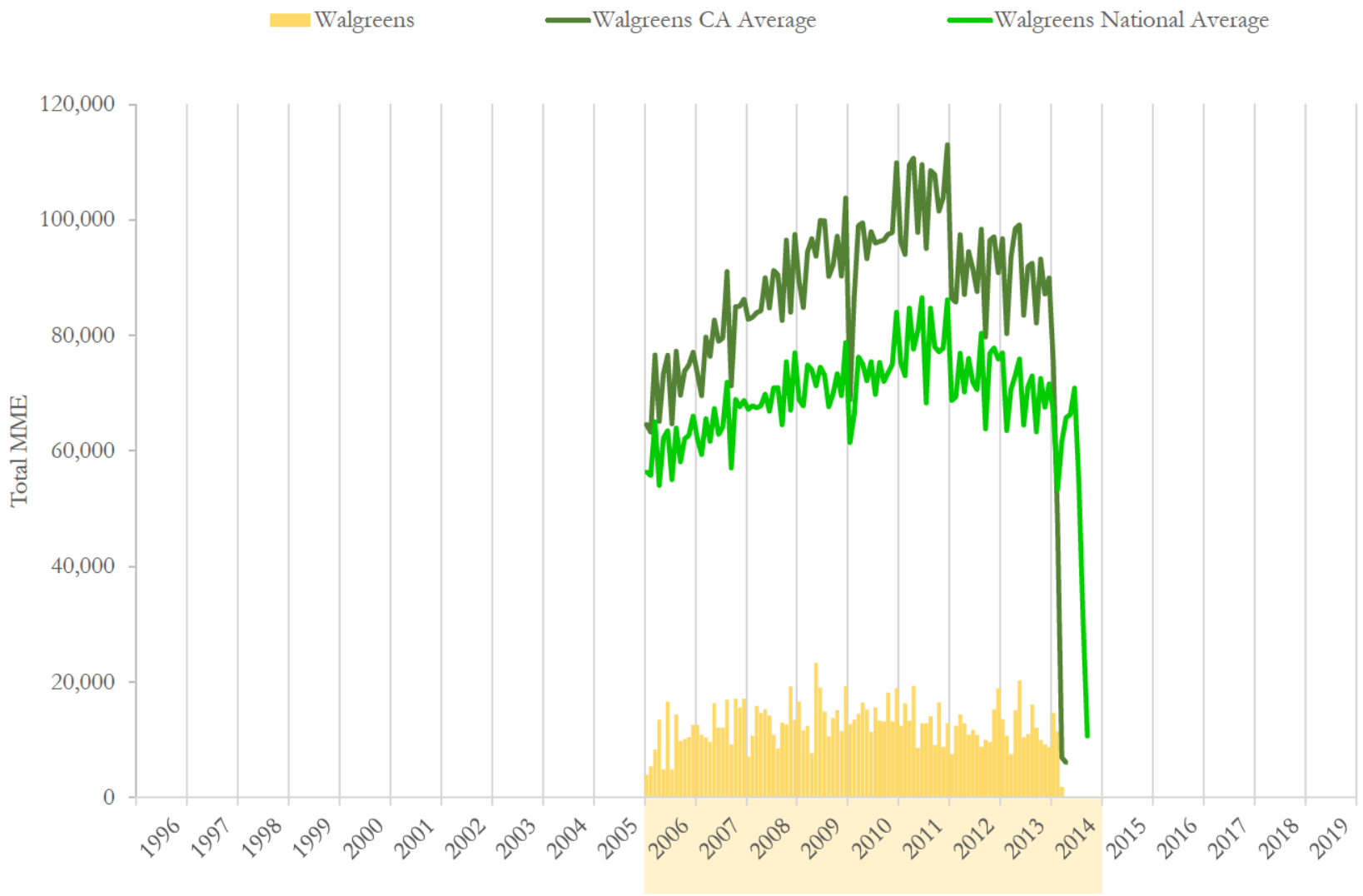

National and state averages reflect hydrocodone shipped from Walgreen Co to all active pharmacies each month.
Data source: ARCOS (2006-2014) and Defendant Distribution Data (Walgreens 1/2006 - 3/2014)

Walgreens # 07044 (8/2004 to 12/2017)
DEA: BW8853283
88 Spear Street
San Francisco, CA 94105

Walgreen Co Hydrocodone Shipments to Walgreens # 07044

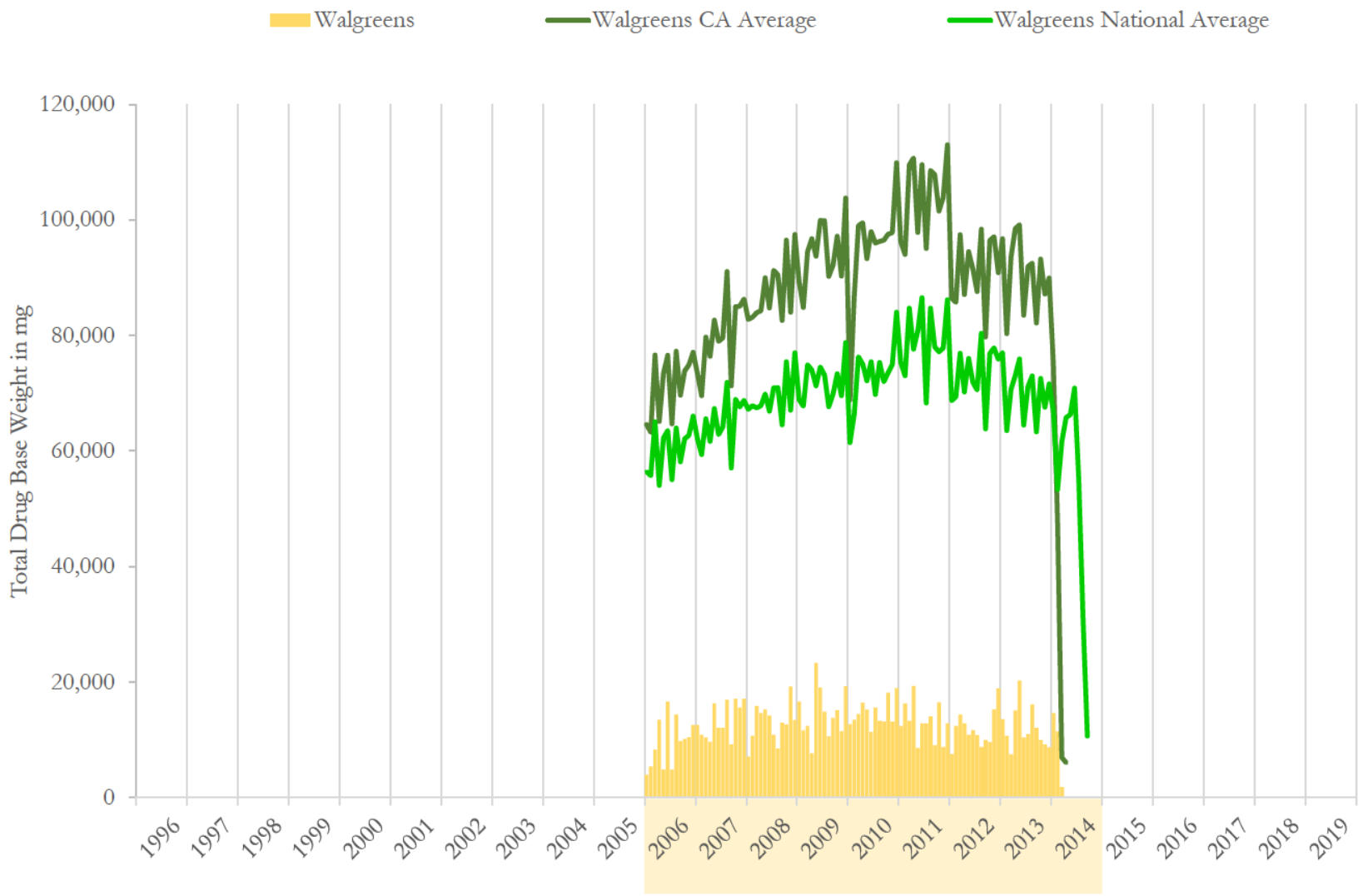

National and state averages reflect hydrocodone shipped from Walgreen Co to all active pharmacies each month.
Data source: ARCOS (2006-2014) and Defendant Distribution Data (Walgreens 1/2006 - 3/2014)

Walgreens # 07044 (8/2004 to 12/2017)
DEA: BW8853283
88 Spear Street
San Francisco, CA 94105

Walgreen Co Hydrocodone Shipments to Walgreens # 07044

	Dosage Units		MME		Drug Base Weight in mg	
Date	Walgreens	% Change	Walgreens	% Change	Walgreens	% Change
01/2006	1,200	n/a	3,935	n/a	3,935	n/a
02/2006	1,500	25.0%	5,400	37.2%	5,400	37.2%
03/2006	2,200	46.7%	8,292	53.6%	8,292	53.6%
04/2006	3,100	40.9%	13,454	62.3%	13,454	62.3%
05/2006	1,500	-51.6%	4,827	-64.1%	4,827	-64.1%
06/2006	3,600	140.0%	16,632	244.6%	16,632	244.6%
07/2006	1,100	-69.4%	4,843	-70.9%	4,843	-70.9%
08/2006	3,300	200.0%	14,378	196.9%	14,378	196.9%
09/2006	2,600	-21.2%	9,822	-31.7%	9,822	-31.7%
10/2006	2,200	-15.4%	10,140	3.2%	10,140	3.2%
11/2006	2,400	9.1%	10,443	3.0%	10,443	3.0%
12/2006	3,200	33.3%	12,546	20.1%	12,546	20.1%
01/2007	2,900	-9.4%	12,562	0.1%	12,562	0.1%
02/2007	2,500	-13.8%	10,897	-13.3%	10,897	-13.3%
03/2007	2,200	-12.0%	10,427	-4.3%	10,427	-4.3%
04/2007	2,400	9.1%	9,686	-7.1%	9,686	-7.1%
05/2007	3,800	58.3%	16,330	68.6%	16,330	68.6%
06/2007	2,800	-26.3%	12,092	-26.0%	12,092	-26.0%
07/2007	2,800	0.0%	12,092	0.0%	12,092	0.0%
08/2007	3,800	35.7%	16,927	40.0%	16,927	40.0%
09/2007	2,100	-44.7%	9,208	-45.6%	9,208	-45.6%
10/2007	3,900	85.7%	17,103	85.7%	17,103	85.7%
11/2007	3,200	-17.9%	15,573	-8.9%	15,573	-8.9%
12/2007	4,400	37.5%	17,086	9.7%	17,086	9.7%

Data source: ARCOS (2006-2014) and Defendant Distribution Data (Walgreens 1/2006 - 3/2014)

Walgreens # 07044 (8/2004 to 12/2017)
DEA: BW8853283
88 Spear Street
San Francisco, CA 94105

Walgreen Co Hydrocodone Shipments to Walgreens # 07044

	Dosage Units		MME		Drug Base Weight in mg	
Date	Walgreens	% Change	Walgreens	% Change	Walgreens	% Change
01/2008	1,600	-63.6%	7,081	-58.6%	7,081	-58.6%
02/2008	2,800	75.0%	10,730	51.5%	10,730	51.5%
03/2008	3,700	32.1%	15,859	47.8%	15,859	47.8%
04/2008	3,200	-13.5%	14,632	-7.7%	14,632	-7.7%
05/2008	3,300	3.1%	15,270	4.4%	15,270	4.4%
06/2008	3,700	12.1%	14,211	-6.9%	14,211	-6.9%
07/2008	2,400	-35.1%	10,897	-23.3%	10,897	-23.3%
08/2008	2,200	-8.3%	8,476	-22.2%	8,476	-22.2%
09/2008	2,900	31.8%	13,016	53.6%	13,016	53.6%
10/2008	2,800	-3.4%	12,673	-2.6%	12,673	-2.6%
11/2008	3,900	39.3%	19,205	51.5%	19,205	51.5%
12/2008	3,020	-22.6%	13,440	-30.0%	13,440	-30.0%
01/2009	3,800	25.8%	16,632	23.8%	16,632	23.8%
02/2009	2,800	-26.3%	11,630	-30.1%	11,630	-30.1%
03/2009	2,900	3.6%	12,394	6.6%	12,394	6.6%
04/2009	1,800	-37.9%	7,703	-37.9%	7,703	-37.9%
05/2009	5,300	194.4%	23,308	202.6%	23,308	202.6%
06/2009	4,300	-18.9%	19,046	-18.3%	19,046	-18.3%
07/2009	3,300	-23.3%	14,832	-22.1%	14,832	-22.1%
08/2009	2,700	-18.2%	10,578	-28.7%	10,578	-28.7%
09/2009	3,200	18.5%	13,773	30.2%	13,773	30.2%
10/2009	3,400	6.3%	15,135	9.9%	15,135	9.9%
11/2009	2,600	-23.5%	11,503	-24.0%	11,503	-24.0%
12/2009	4,820	85.4%	19,310	67.9%	19,310	67.9%

Data source: ARCOS (2006-2014) and Defendant Distribution Data (Walgreens 1/2006 - 3/2014)

Walgreens # 07044 (8/2004 to 12/2017)
DEA: BW8853283
88 Spear Street
San Francisco, CA 94105

Walgreen Co Hydrocodone Shipments to Walgreens # 07044

	Dosage Units		MME		Drug Base Weight in mg	
Date	Walgreens	% Change	Walgreens	% Change	Walgreens	% Change
01/2010	2,800	-41.9%	12,713	-34.2%	12,713	-34.2%
02/2010	2,800	0.0%	13,470	6.0%	13,470	6.0%
03/2010	3,420	22.1%	14,483	7.5%	14,483	7.5%
04/2010	3,900	14.0%	16,465	13.7%	16,465	13.7%
05/2010	3,440	-11.8%	15,226	-7.5%	15,226	-7.5%
06/2010	3,000	-12.8%	11,351	-25.4%	11,351	-25.4%
07/2010	3,400	13.3%	15,589	37.3%	15,589	37.3%
08/2010	3,300	-2.9%	13,319	-14.6%	13,319	-14.6%
09/2010	3,200	-3.0%	13,167	-1.1%	13,167	-1.1%
10/2010	4,800	50.0%	18,146	37.8%	18,146	37.8%
11/2010	3,000	-37.5%	13,151	-27.5%	13,151	-27.5%
12/2010	4,360	45.3%	18,963	44.2%	18,963	44.2%
01/2011	2,900	-33.5%	12,411	-34.6%	12,411	-34.6%
02/2011	4,100	41.4%	16,297	31.3%	16,297	31.3%
03/2011	3,000	-26.8%	13,286	-18.5%	13,286	-18.5%
04/2011	4,300	43.3%	19,348	45.6%	19,348	45.6%
05/2011	2,200	-48.8%	8,611	-55.5%	8,611	-55.5%
06/2011	3,000	36.4%	12,865	49.4%	12,865	49.4%
07/2011	3,200	6.7%	12,865	0.0%	12,865	0.0%
08/2011	3,200	0.0%	14,059	9.3%	14,059	9.3%
09/2011	2,400	-25.0%	9,081	-35.4%	9,081	-35.4%
10/2011	4,000	66.7%	16,489	81.6%	16,489	81.6%
11/2011	2,300	-42.5%	8,762	-46.9%	8,762	-46.9%
12/2011	3,200	39.1%	12,865	46.8%	12,865	46.8%

Data source: ARCOS (2006-2014) and Defendant Distribution Data (Walgreens 1/2006 - 3/2014)

Walgreens # 07044 (8/2004 to 12/2017)
DEA: BW8853283
88 Spear Street
San Francisco, CA 94105

Walgreen Co Hydrocodone Shipments to Walgreens # 07044

	Dosage Units		MME		Drug Base Weight in mg	
Date	Walgreens	% Change	Walgreens	% Change	Walgreens	% Change
01/2012	2,000	-37.5%	7,568	-41.2%	7,568	-41.2%
02/2012	3,100	55.0%	12,394	63.8%	12,394	63.8%
03/2012	3,700	19.4%	14,378	16.0%	14,378	16.0%
04/2012	3,400	-8.1%	12,865	-10.5%	12,865	-10.5%
05/2012	2,800	-17.6%	10,873	-15.5%	10,873	-15.5%
06/2012	2,700	-3.6%	11,646	7.1%	11,646	7.1%
07/2012	2,500	-7.4%	10,857	-6.8%	10,857	-6.8%
08/2012	2,200	-12.0%	8,778	-19.1%	8,778	-19.1%
09/2012	2,500	13.6%	9,965	13.5%	9,965	13.5%
10/2012	2,200	-12.0%	9,646	-3.2%	9,646	-3.2%
11/2012	3,400	54.5%	15,270	58.3%	15,270	58.3%
12/2012	4,300	26.5%	18,886	23.7%	18,886	23.7%
01/2013	3,000	-30.2%	13,565	-28.2%	13,565	-28.2%
02/2013	2,900	-3.3%	10,730	-20.9%	10,730	-20.9%
03/2013	1,900	-34.5%	7,535	-29.8%	7,535	-29.8%
04/2013	3,400	78.9%	15,103	100.4%	15,103	100.4%
05/2013	4,500	32.4%	20,248	34.1%	20,248	34.1%
06/2013	2,500	-44.4%	10,419	-48.5%	10,419	-48.5%
07/2013	2,400	-4.0%	11,016	5.7%	11,016	5.7%
08/2013	3,800	58.3%	16,162	46.7%	16,162	46.7%
09/2013	2,600	-31.6%	12,084	-25.2%	12,084	-25.2%
10/2013	2,400	-7.7%	9,957	-17.6%	9,957	-17.6%
11/2013	2,200	-8.3%	9,200	-7.6%	9,200	-7.6%
12/2013	1,900	-13.6%	8,721	-5.2%	8,721	-5.2%

Data source: ARCOS (2006-2014) and Defendant Distribution Data (Walgreens 1/2006 - 3/2014)

Walgreen Co Hydrocodone Shipments to Walgreens # 07044

	Dosage Units		MME		Drug Base Weight in mg	
Date	Walgreens	% Change	Walgreens	% Change	Walgreens	% Change
01/2014	3,200	68.4%	14,624	67.7%	14,624	67.7%
02/2014	2,200	-31.3%	11,454	-21.7%	11,454	-21.7%
03/2014	600	-72.7%	1,816	-84.1%	1,816	-84.1%
04/2014	0	-100.0%	0	-100.0%	0	-100.0%
05/2014	0	n/a	0	n/a	0	n/a
06/2014	0	n/a	0	n/a	0	n/a
07/2014	0	n/a	0	n/a	0	n/a
08/2014	0	n/a	0	n/a	0	n/a
09/2014	0	n/a	0	n/a	0	n/a
10/2014	0	n/a	0	n/a	0	n/a
11/2014	0	n/a	0	n/a	0	n/a
12/2014	0	n/a	0	n/a	0	n/a
01/2015	0	n/a	0	n/a	0	n/a
02/2015	0	n/a	0	n/a	0	n/a
03/2015	0	n/a	0	n/a	0	n/a
04/2015	0	n/a	0	n/a	0	n/a
05/2015	0	n/a	0	n/a	0	n/a
06/2015	0	n/a	0	n/a	0	n/a
07/2015	0	n/a	0	n/a	0	n/a
08/2015	0	n/a	0	n/a	0	n/a
09/2015	0	n/a	0	n/a	0	n/a
10/2015	0	n/a	0	n/a	0	n/a
11/2015	0	n/a	0	n/a	0	n/a
12/2015	0	n/a	0	n/a	0	n/a

Data source: ARCOS (2006-2014) and Defendant Distribution Data (Walgreens 1/2006 - 3/2014)

Walgreens # 07044 (8/2004 to 12/2017)
DEA: BW8853283
88 Spear Street
San Francisco, CA 94105

Walgreen Co Hydrocodone Shipments to Walgreens # 07044

	Dosage Units		MME		Drug Base Weight in mg	
Date	Walgreens	% Change	Walgreens	% Change	Walgreens	% Change
1996	0		0		0	
1997	0	n/a	0	n/a	0	n/a
1998	0	n/a	0	n/a	0	n/a
1999	0	n/a	0	n/a	0	n/a
2000	0	n/a	0	n/a	0	n/a
2001	0	n/a	0	n/a	0	n/a
2002	0	n/a	0	n/a	0	n/a
2003	0	n/a	0	n/a	0	n/a
2004	0	n/a	0	n/a	0	n/a
2005	0	n/a	0	n/a	0	n/a
2006	27,900	n/a	114,712	n/a	114,712	n/a
2007	36,800	31.9%	159,982	39.5%	159,982	39.5%
2008	35,520	-3.5%	155,489	-2.8%	155,489	-2.8%
2009	40,920	15.2%	175,844	13.1%	175,844	13.1%
2010	41,420	1.2%	176,044	0.1%	176,044	0.1%
2011	37,800	-8.7%	156,939	-10.9%	156,939	-10.9%
2012	34,800	-7.9%	143,125	-8.8%	143,125	-8.8%
2013	33,500	-3.7%	144,739	1.1%	144,739	1.1%
2014	6,000	-82.1%	27,894	-80.7%	27,894	-80.7%
2015	0	-100.0%	0	-100.0%	0	-100.0%
2016	0	n/a	0	n/a	0	n/a
2017	0	n/a	0	n/a	0	n/a
2018	0	n/a	0	n/a	0	n/a
2019	0	n/a	0	n/a	0	n/a
Total	**294,660**		**1,254,768**		**1,254,768**	

Data source: ARCOS (2006-2014) and Defendant Distribution Data (Walgreens 1/2006 - 3/2014)

Walgreens # 07044 (8/2004 to 12/2017)
DEA: BW8853283
88 Spear Street
San Francisco, CA 94105

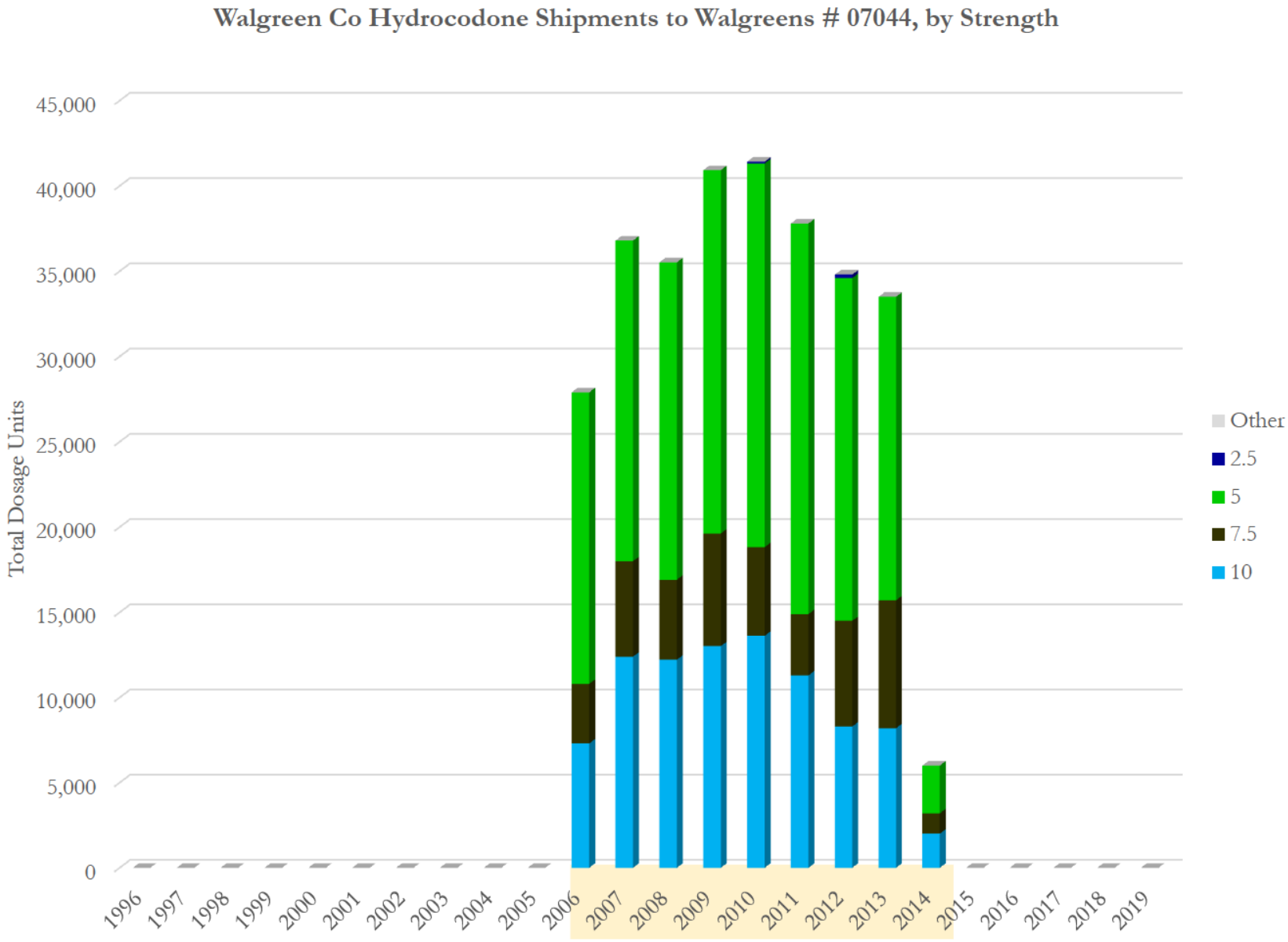

Data source: ARCOS (2006-2014) and Defendant Distribution Data (Walgreens 1/2006 - 3/2014)

Walgreens # 07044 (8/2004 to 12/2017)
DEA: BW8853283
88 Spear Street
San Francisco, CA 94105

Walgreen Co Hydrocodone Shipments to Walgreens # 07044, by Strength

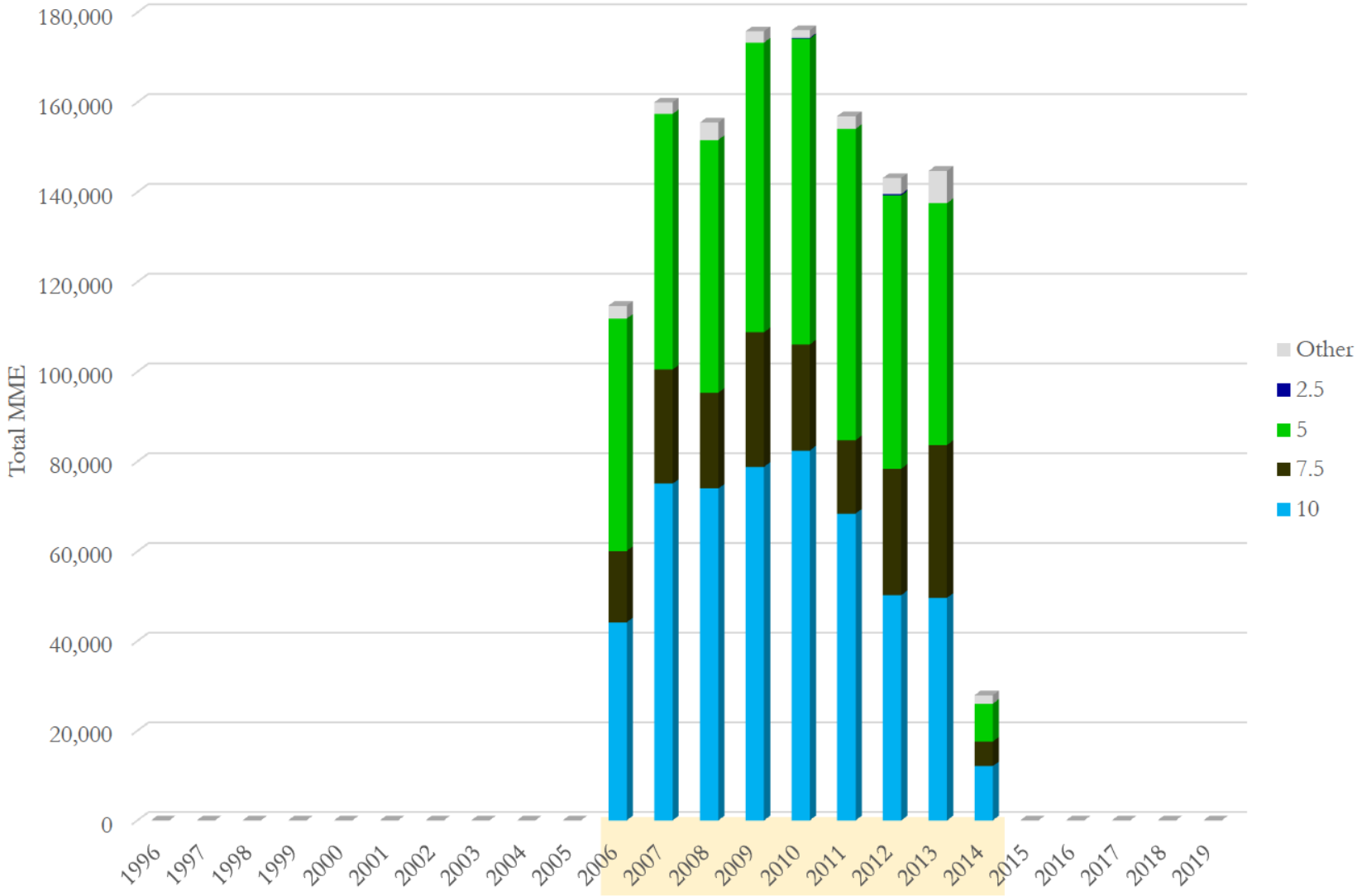

Data source: ARCOS (2006-2014) and Defendant Distribution Data (Walgreens 1/2006 - 3/2014)

Walgreens # 07044 (8/2004 to 12/2017)
DEA: BW8853283
88 Spear Street
San Francisco, CA 94105

Walgreen Co Hydrocodone Shipments to Walgreens # 07044, by Strength

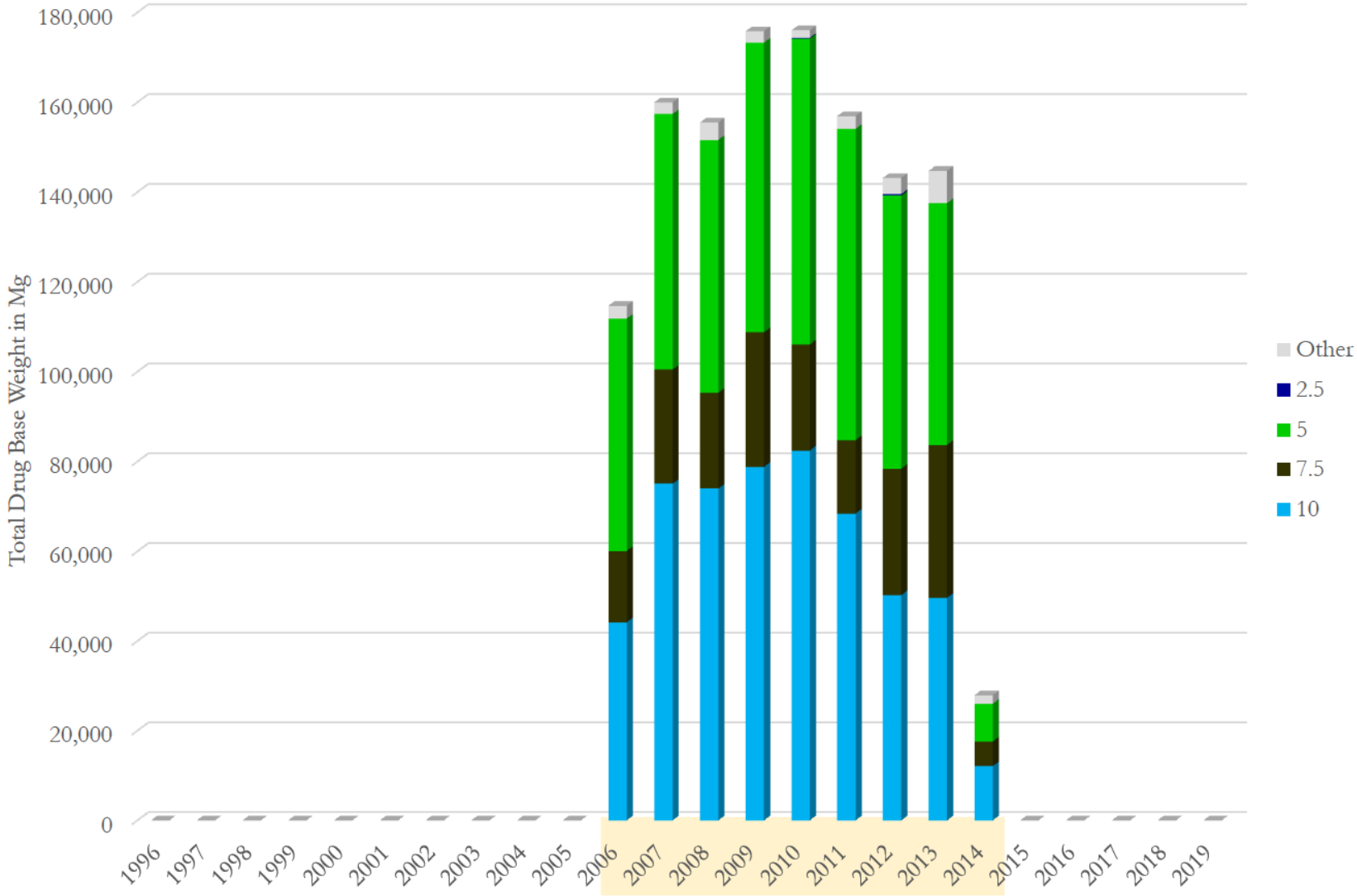

Data source: ARCOS (2006-2014) and Defendant Distribution Data (Walgreens 1/2006 - 3/2014)

Walgreens # 07044 (8/2004 to 12/2017)
DEA: BW8853283
88 Spear Street
San Francisco, CA 94105

Walgreen Co Hydrocodone Shipments to Walgreens # 07044, by Strength
(Total Dosage Units)

Strength Year\	10	7.5	5	2.5	Other	Total	Avg. Str
1996	0	0	0	0	0	**0**	
1997	0	0	0	0	0	**0**	
1998	0	0	0	0	0	**0**	
1999	0	0	0	0	0	**0**	
2000	0	0	0	0	0	**0**	
2001	0	0	0	0	0	**0**	
2002	0	0	0	0	0	**0**	
2003	0	0	0	0	0	**0**	
2004	0	0	0	0	0	**0**	
2005	0	0	0	0	0	**0**	
2006	7,300	3,500	17,100	0	0	**27,900**	6.62
2007	12,400	5,600	18,800	0	0	**36,800**	7.07
2008	12,220	4,700	18,600	0	0	**35,520**	7.05
2009	13,020	6,600	21,300	0	0	**40,920**	6.99
2010	13,620	5,200	22,500	100	0	**41,420**	6.95
2011	11,300	3,600	22,900	0	0	**37,800**	6.73
2012	8,300	6,200	20,100	200	0	**34,800**	6.62
2013	8,200	7,500	17,800	0	0	**33,500**	6.78
2014	2,000	1,200	2,800	0	0	**6,000**	7.17
2015	0	0	0	0	0	**0**	
2016	0	0	0	0	0	**0**	
2017	0	0	0	0	0	**0**	
2018	0	0	0	0	0	**0**	
2019	0	0	0	0	0	**0**	
Total	**88,360**	**44,100**	**161,900**	**300**	**0**	**294,660**	6.87

Data source: ARCOS (2006-2014) and Defendant Distribution Data (Walgreens 1/2006 - 3/2014)

Walgreens # 07044 (8/2004 to 12/2017)
DEA: BW8853283
88 Spear Street
San Francisco, CA 94105

Walgreen Co Hydrocodone Shipments to Walgreens # 07044, by Strength (Total MME)

Strength Year\	10	7.5	5	2.5	Other	Total	Avg. Str
1996	0	0	0	0	0	**0**	
1997	0	0	0	0	0	**0**	
1998	0	0	0	0	0	**0**	
1999	0	0	0	0	0	**0**	
2000	0	0	0	0	0	**0**	
2001	0	0	0	0	0	**0**	
2002	0	0	0	0	0	**0**	
2003	0	0	0	0	0	**0**	
2004	0	0	0	0	0	**0**	
2005	0	0	0	0	0	**0**	
2006	44,194	15,892	51,762	0	2,865	**114,712**	6.62
2007	75,070	25,427	56,908	0	2,578	**159,982**	7.07
2008	73,980	21,340	56,302	0	3,867	**155,489**	7.05
2009	78,823	29,967	64,475	0	2,578	**175,844**	6.99
2010	82,455	23,611	68,108	151	1,719	**176,044**	6.95
2011	68,410	16,346	69,318	0	2,865	**156,939**	6.73
2012	50,248	28,151	60,843	303	3,581	**143,125**	6.62
2013	49,643	34,054	53,881	0	7,162	**144,739**	6.78
2014	12,108	5,449	8,476	0	1,862	**27,894**	7.17
2015	0	0	0	0	0	**0**	
2016	0	0	0	0	0	**0**	
2017	0	0	0	0	0	**0**	
2018	0	0	0	0	0	**0**	
2019	0	0	0	0	0	**0**	
Total	**534,931**	**200,236**	**490,071**	**454**	**29,076**	**1,254,768**	6.87

Data source: ARCOS (2006-2014) and Defendant Distribution Data (Walgreens 1/2006 - 3/2014)

Walgreens # 07044 (8/2004 to 12/2017)
DEA: BW8853283
88 Spear Street
San Francisco, CA 94105

Walgreen Co Hydrocodone Shipments to Walgreens # 07044, by Strength
(Total Drug Base Weight in Milligram)

Strength Year\	10	7.5	5	2.5	Other	Total	Avg. Str
1996	0	0	0	0	0	**0**	
1997	0	0	0	0	0	**0**	
1998	0	0	0	0	0	**0**	
1999	0	0	0	0	0	**0**	
2000	0	0	0	0	0	**0**	
2001	0	0	0	0	0	**0**	
2002	0	0	0	0	0	**0**	
2003	0	0	0	0	0	**0**	
2004	0	0	0	0	0	**0**	
2005	0	0	0	0	0	**0**	
2006	44,194	15,892	51,762	0	2,865	**114,712**	6.62
2007	75,070	25,427	56,908	0	2,578	**159,982**	7.07
2008	73,980	21,340	56,302	0	3,867	**155,489**	7.05
2009	78,823	29,967	64,475	0	2,578	**175,844**	6.99
2010	82,455	23,611	68,108	151	1,719	**176,044**	6.95
2011	68,410	16,346	69,318	0	2,865	**156,939**	6.73
2012	50,248	28,151	60,843	303	3,581	**143,125**	6.62
2013	49,643	34,054	53,881	0	7,162	**144,739**	6.78
2014	12,108	5,449	8,476	0	1,862	**27,894**	7.17
2015	0	0	0	0	0	**0**	
2016	0	0	0	0	0	**0**	
2017	0	0	0	0	0	**0**	
2018	0	0	0	0	0	**0**	
2019	0	0	0	0	0	**0**	
Total	**534,931**	**200,236**	**490,071**	**454**	**29,076**	**1,254,768**	6.87

Data source: ARCOS (2006-2014) and Defendant Distribution Data (Walgreens 1/2006 - 3/2014)

Walgreens # 05618 (10/2001 to 2/2017)
DEA: BW7244053
100 Sansome St
San Francisco, CA 94104

Walgreen Co Oxycodone Shipments to Walgreens # 05618

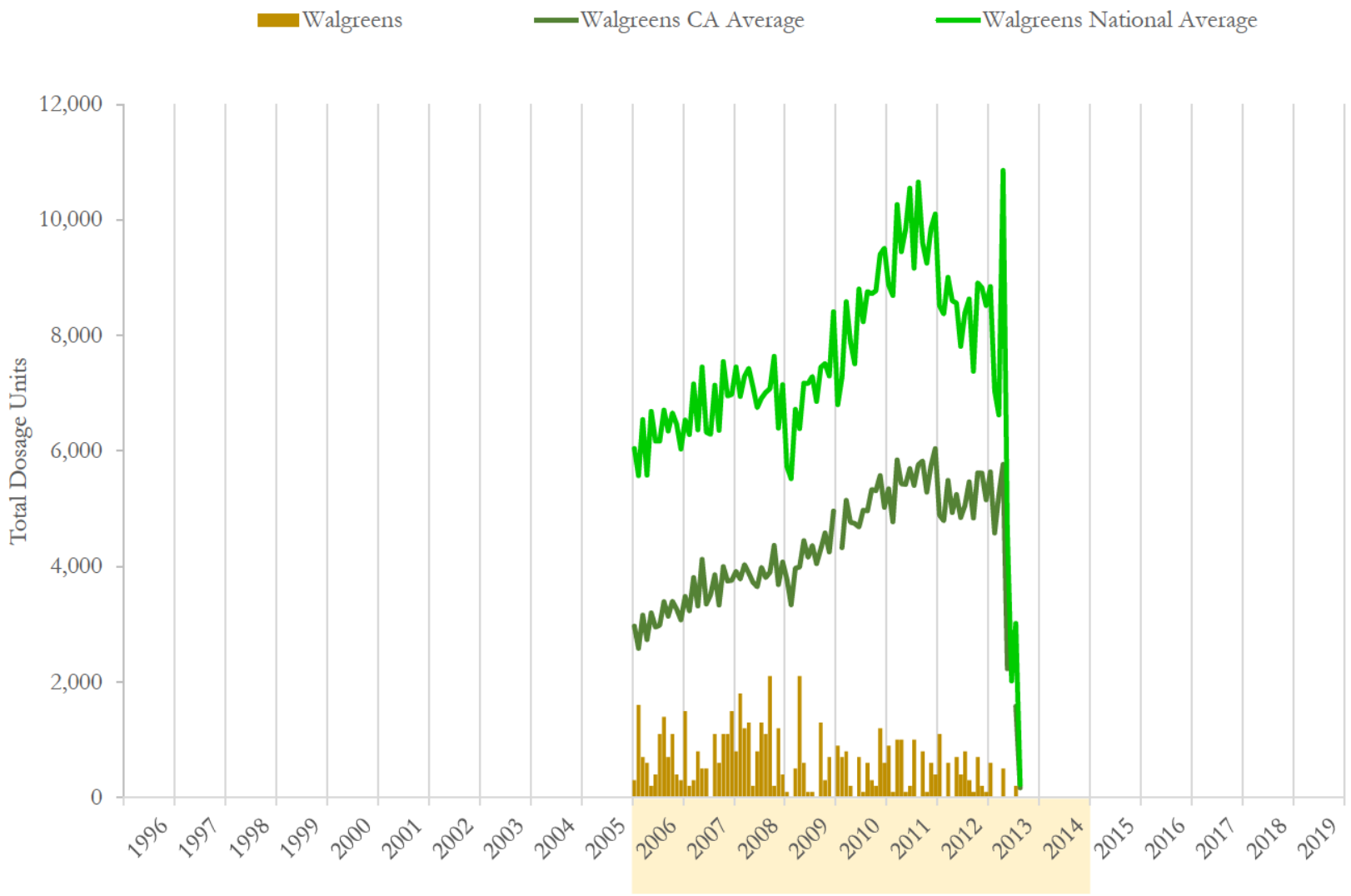

National and state averages reflect oxycodone shipped from Walgreen Co to all active pharmacies each month.
Data source: ARCOS (2006-2014) and Defendant Distribution Data (Walgreens 1/2006 - 3/2014)

Walgreens # 05618 (10/2001 to 2/2017)
DEA: BW7244053
100 Sansome St
San Francisco, CA 94104

Walgreen Co Oxycodone Shipments to Walgreens # 05618

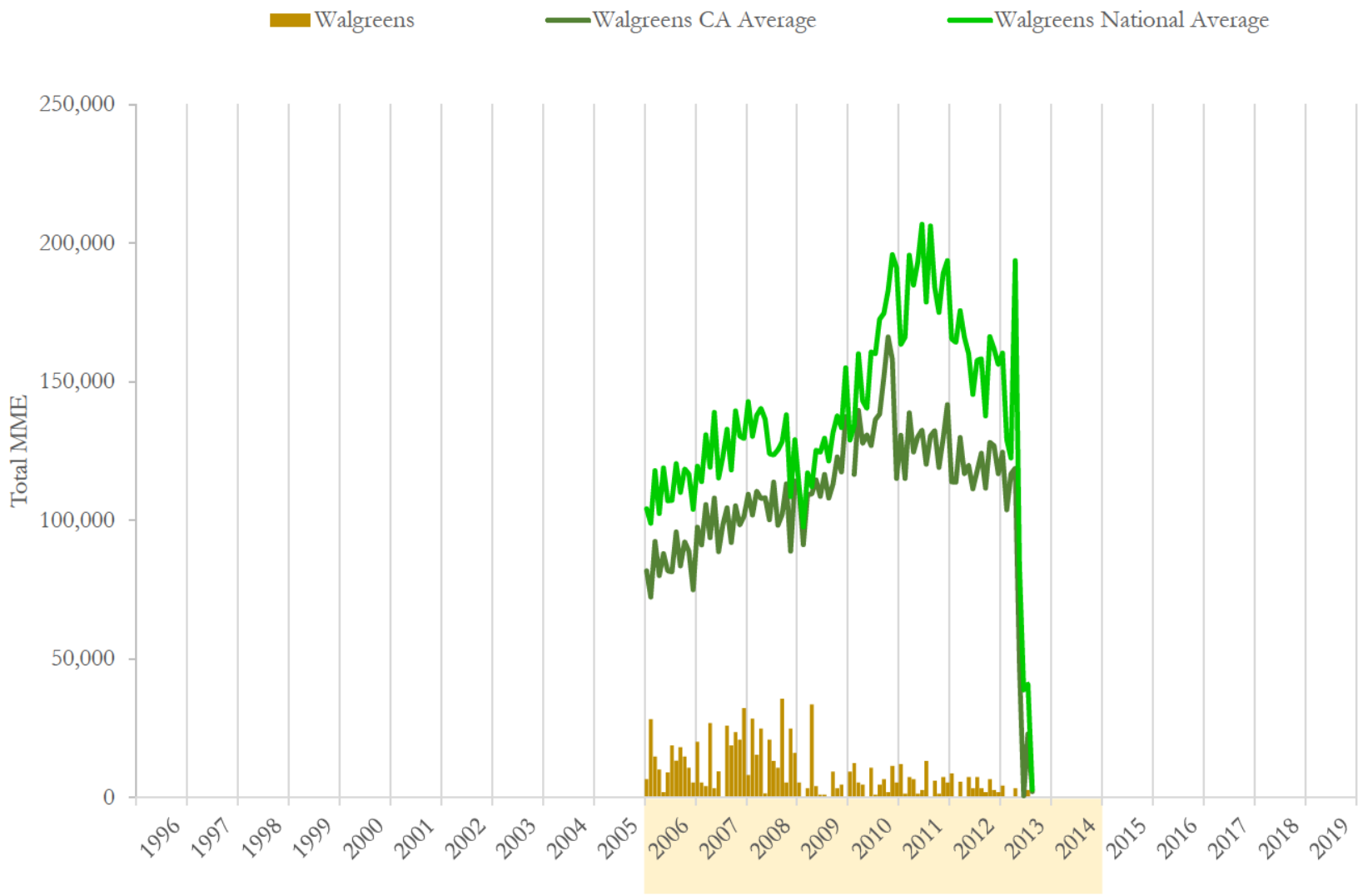

National and state averages reflect oxycodone shipped from Walgreen Co to all active pharmacies each month.
Data source: ARCOS (2006-2014) and Defendant Distribution Data (Walgreens 1/2006 - 3/2014)

Walgreens # 05618 (10/2001 to 2/2017)
DEA: BW7244053
100 Sansome St
San Francisco, CA 94104

Walgreen Co Oxycodone Shipments to Walgreens # 05618

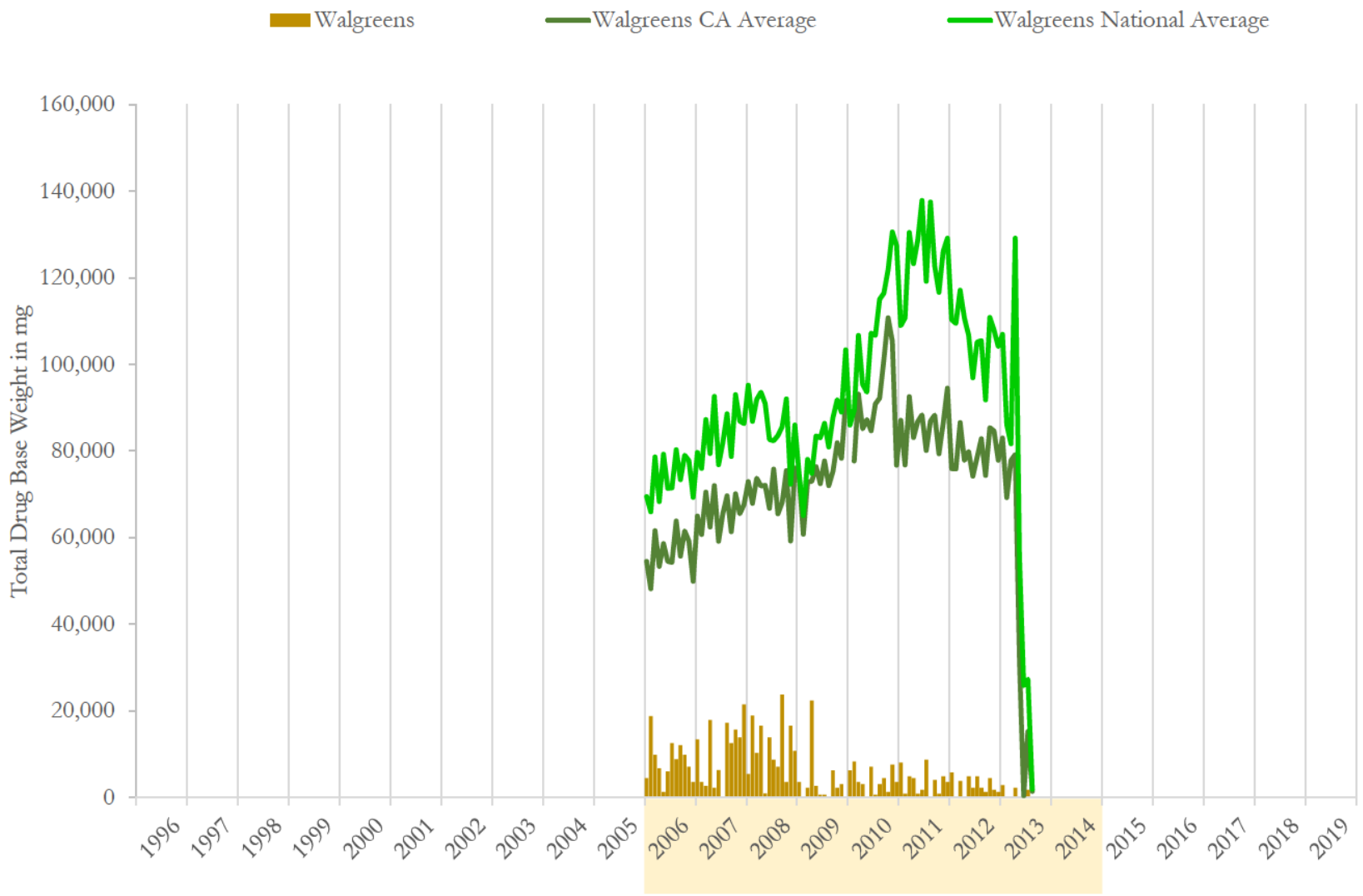

National and state averages reflect oxycodone shipped from Walgreen Co to all active pharmacies each month.
Data source: ARCOS (2006-2014) and Defendant Distribution Data (Walgreens 1/2006 - 3/2014)

Walgreen Co Oxycodone Shipments to Walgreens # 05618

	Dosage Units		MME		Drug Base Weight in mg	
Date	Walgreens	% Change	Walgreens	% Change	Walgreens	% Change
01/2006	300	n/a	6,724	n/a	4,483	n/a
02/2006	1,600	433.3%	28,240	320.0%	18,827	320.0%
03/2006	700	-56.3%	14,792	-47.6%	9,862	-47.6%
04/2006	600	-14.3%	10,086	-31.8%	6,724	-31.8%
05/2006	200	-66.7%	2,017	-80.0%	1,345	-80.0%
06/2006	400	100.0%	9,077	350.0%	6,051	350.0%
07/2006	1,100	175.0%	18,827	107.4%	12,551	107.4%
08/2006	1,400	27.3%	13,313	-29.3%	8,875	-29.3%
09/2006	700	-50.0%	18,154	36.4%	12,103	36.4%
10/2006	1,100	57.1%	14,792	-18.5%	9,862	-18.5%
11/2006	400	-63.6%	10,758	-27.3%	7,172	-27.3%
12/2006	300	-25.0%	5,379	-50.0%	3,586	-50.0%
01/2007	1,500	400.0%	20,171	275.0%	13,448	275.0%
02/2007	200	-86.7%	5,379	-73.3%	3,586	-73.3%
03/2007	300	50.0%	4,081	-24.1%	2,721	-24.1%
04/2007	800	166.7%	26,895	559.0%	17,930	559.0%
05/2007	500	-37.5%	3,362	-87.5%	2,241	-87.5%
06/2007	500	0.0%	9,507	182.8%	6,338	182.8%
07/2007	0	-100.0%	0	-100.0%	0	-100.0%
08/2007	1,100	n/a	25,886	n/a	17,258	n/a
09/2007	600	-45.5%	18,827	-27.3%	12,551	-27.3%
10/2007	1,100	83.3%	23,580	25.2%	15,720	25.2%
11/2007	1,100	0.0%	20,844	-11.6%	13,896	-11.6%
12/2007	1,500	36.4%	32,321	55.1%	21,547	55.1%

Data source: ARCOS (2006-2014) and Defendant Distribution Data (Walgreens 1/2006 - 3/2014)

Walgreens # 05618 (10/2001 to 2/2017)
DEA: BW7244053
100 Sansome St
San Francisco, CA 94104

Walgreen Co Oxycodone Shipments to Walgreens # 05618

	Dosage Units		MME		Drug Base Weight in mg	
Date	Walgreens	% Change	Walgreens	% Change	Walgreens	% Change
01/2008	800	-46.7%	8,115	-74.9%	5,410	-74.9%
02/2008	1,800	125.0%	28,428	250.3%	18,952	250.3%
03/2008	1,200	-33.3%	15,465	-45.6%	10,310	-45.6%
04/2008	1,300	8.3%	24,878	60.9%	16,585	60.9%
05/2008	200	-84.6%	1,439	-94.2%	959	-94.2%
06/2008	800	300.0%	20,844	1348.8%	13,896	1348.8%
07/2008	1,300	62.5%	13,111	-37.1%	8,741	-37.1%
08/2008	1,100	-15.4%	10,758	-17.9%	7,172	-17.9%
09/2008	2,100	90.9%	35,636	231.3%	23,757	231.3%
10/2008	200	-90.5%	5,379	-84.9%	3,586	-84.9%
11/2008	1,200	500.0%	24,878	362.5%	16,585	362.5%
12/2008	400	-66.7%	16,137	-35.1%	10,758	-35.1%
01/2009	100	-75.0%	5,379	-66.7%	3,586	-66.7%
02/2009	0	-100.0%	0	-100.0%	0	-100.0%
03/2009	500	n/a	3,362	n/a	2,241	n/a
04/2009	2,100	320.0%	33,619	900.0%	22,413	900.0%
05/2009	600	-71.4%	4,034	-88.0%	2,690	-88.0%
06/2009	100	-83.3%	1,009	-75.0%	672	-75.0%
07/2009	100	0.0%	1,009	0.0%	672	0.0%
08/2009	0	-100.0%	0	-100.0%	0	-100.0%
09/2009	1,300	n/a	9,413	n/a	6,276	n/a
10/2009	300	-76.9%	3,362	-64.3%	2,241	-64.3%
11/2009	700	133.3%	4,707	40.0%	3,138	40.0%
12/2009	0	-100.0%	0	-100.0%	0	-100.0%

Data source: ARCOS (2006-2014) and Defendant Distribution Data (Walgreens 1/2006 - 3/2014)

Walgreens # 05618 (10/2001 to 2/2017)
DEA: BW7244053
100 Sansome St
San Francisco, CA 94104

Walgreen Co Oxycodone Shipments to Walgreens # 05618

	Dosage Units		MME		Drug Base Weight in mg	
Date	Walgreens	% Change	Walgreens	% Change	Walgreens	% Change
01/2010	900	n/a	9,413	n/a	6,276	n/a
02/2010	700	-22.2%	12,439	32.1%	8,293	32.1%
03/2010	800	14.3%	5,379	-56.8%	3,586	-56.8%
04/2010	200	-75.0%	4,707	-12.5%	3,138	-12.5%
05/2010	0	-100.0%	0	-100.0%	0	-100.0%
06/2010	700	n/a	10,758	n/a	7,172	n/a
07/2010	100	-85.7%	1,009	-90.6%	672	-90.6%
08/2010	600	500.0%	4,707	366.7%	3,138	366.7%
09/2010	300	-50.0%	6,724	42.9%	4,483	42.9%
10/2010	200	-33.3%	2,017	-70.0%	1,345	-70.0%
11/2010	1,200	500.0%	11,430	466.7%	7,620	466.7%
12/2010	600	-50.0%	5,379	-52.9%	3,586	-52.9%
01/2011	900	50.0%	12,103	125.0%	8,069	125.0%
02/2011	100	-88.9%	1,345	-88.9%	897	-88.9%
03/2011	1,000	900.0%	7,396	450.0%	4,931	450.0%
04/2011	1,000	0.0%	6,724	-9.1%	4,483	-9.1%
05/2011	100	-90.0%	1,345	-80.0%	897	-80.0%
06/2011	200	100.0%	2,690	100.0%	1,793	100.0%
07/2011	1,000	400.0%	13,111	387.5%	8,741	387.5%
08/2011	0	-100.0%	0	-100.0%	0	-100.0%
09/2011	800	n/a	6,051	n/a	4,034	n/a
10/2011	100	-87.5%	1,345	-77.8%	897	-77.8%
11/2011	600	500.0%	7,396	450.0%	4,931	450.0%
12/2011	400	-33.3%	5,379	-27.3%	3,586	-27.3%

Data source: ARCOS (2006-2014) and Defendant Distribution Data (Walgreens 1/2006 - 3/2014)

Walgreen Co Oxycodone Shipments to Walgreens # 05618

	Dosage Units		MME		Drug Base Weight in mg	
Date	Walgreens	% Change	Walgreens	% Change	Walgreens	% Change
01/2012	1,100	175.0%	8,741	62.5%	5,827	62.5%
02/2012	0	-100.0%	0	-100.0%	0	-100.0%
03/2012	600	n/a	5,715	n/a	3,810	n/a
04/2012	0	-100.0%	0	-100.0%	0	-100.0%
05/2012	700	n/a	7,396	n/a	4,931	n/a
06/2012	400	-42.9%	3,362	-54.5%	2,241	-54.5%
07/2012	800	100.0%	7,396	120.0%	4,931	120.0%
08/2012	300	-62.5%	3,362	-54.5%	2,241	-54.5%
09/2012	100	-66.7%	2,017	-40.0%	1,345	-40.0%
10/2012	700	600.0%	6,724	233.3%	4,483	233.3%
11/2012	200	-71.4%	2,690	-60.0%	1,793	-60.0%
12/2012	100	-50.0%	2,017	-25.0%	1,345	-25.0%
01/2013	600	500.0%	4,370	116.7%	2,914	116.7%
02/2013	0	-100.0%	0	-100.0%	0	-100.0%
03/2013	0	n/a	0	n/a	0	n/a
04/2013	500	n/a	3,362	n/a	2,241	n/a
05/2013	0	-100.0%	0	-100.0%	0	-100.0%
06/2013	0	n/a	0	n/a	0	n/a
07/2013	200	n/a	2,690	n/a	1,793	n/a
08/2013	0	-100.0%	0	-100.0%	0	-100.0%
09/2013	0	n/a	0	n/a	0	n/a
10/2013	0	n/a	0	n/a	0	n/a
11/2013	0	n/a	0	n/a	0	n/a
12/2013	0	n/a	0	n/a	0	n/a

Data source: ARCOS (2006-2014) and Defendant Distribution Data (Walgreens 1/2006 - 3/2014)

Walgreens # 05618 (10/2001 to 2/2017)
DEA: BW7244053
100 Sansome St
San Francisco, CA 94104

Walgreen Co Oxycodone Shipments to Walgreens # 05618

	Dosage Units		MME		Drug Base Weight in mg	
Date	Walgreens	% Change	Walgreens	% Change	Walgreens	% Change
1996	0		0		0	
1997	0	n/a	0	n/a	0	n/a
1998	0	n/a	0	n/a	0	n/a
1999	0	n/a	0	n/a	0	n/a
2000	0	n/a	0	n/a	0	n/a
2001	0	n/a	0	n/a	0	n/a
2002	0	n/a	0	n/a	0	n/a
2003	0	n/a	0	n/a	0	n/a
2004	0	n/a	0	n/a	0	n/a
2005	0	n/a	0	n/a	0	n/a
2006	8,800	n/a	152,158	n/a	101,439	n/a
2007	9,200	4.5%	190,853	25.4%	127,235	25.4%
2008	12,400	34.8%	205,067	7.4%	136,711	7.4%
2009	5,800	-53.2%	65,893	-67.9%	43,929	-67.9%
2010	6,300	8.6%	73,961	12.2%	49,308	12.2%
2011	6,200	-1.6%	64,884	-12.3%	43,256	-12.3%
2012	5,000	-19.4%	49,420	-23.8%	32,946	-23.8%
2013	1,300	-74.0%	10,422	-78.9%	6,948	-78.9%
2014	0	-100.0%	0	-100.0%	0	-100.0%
2015	0	n/a	0	n/a	0	n/a
2016	0	n/a	0	n/a	0	n/a
2017	0	n/a	0	n/a	0	n/a
2018	0	n/a	0	n/a	0	n/a
2019	0	n/a	0	n/a	0	n/a
Total	**55,000**		**812,658**		**541,772**	

Data source: ARCOS (2006-2014) and Defendant Distribution Data (Walgreens 1/2006 - 3/2014)

Walgreens # 05618 (10/2001 to 2/2017)
DEA: BW7244053
100 Sansome St
San Francisco, CA 94104

Walgreen Co Oxycodone Shipments to Walgreens # 05618, by Strength

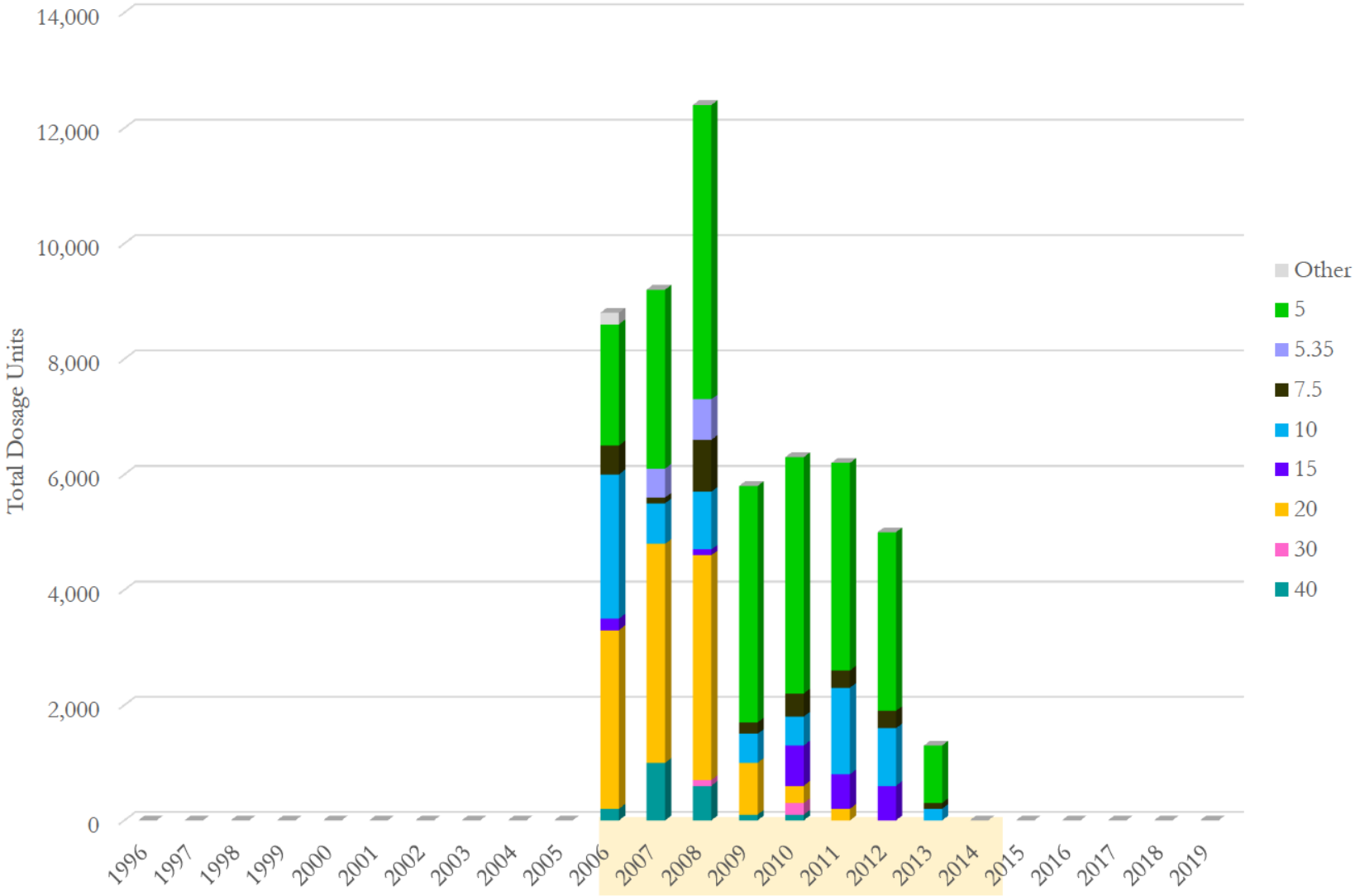

Data source: ARCOS (2006-2014) and Defendant Distribution Data (Walgreens 1/2006 - 3/2014)

Walgreens # 05618 (10/2001 to 2/2017)
DEA: BW7244053
100 Sansome St
San Francisco, CA 94104

Walgreen Co Oxycodone Shipments to Walgreens # 05618, by Strength

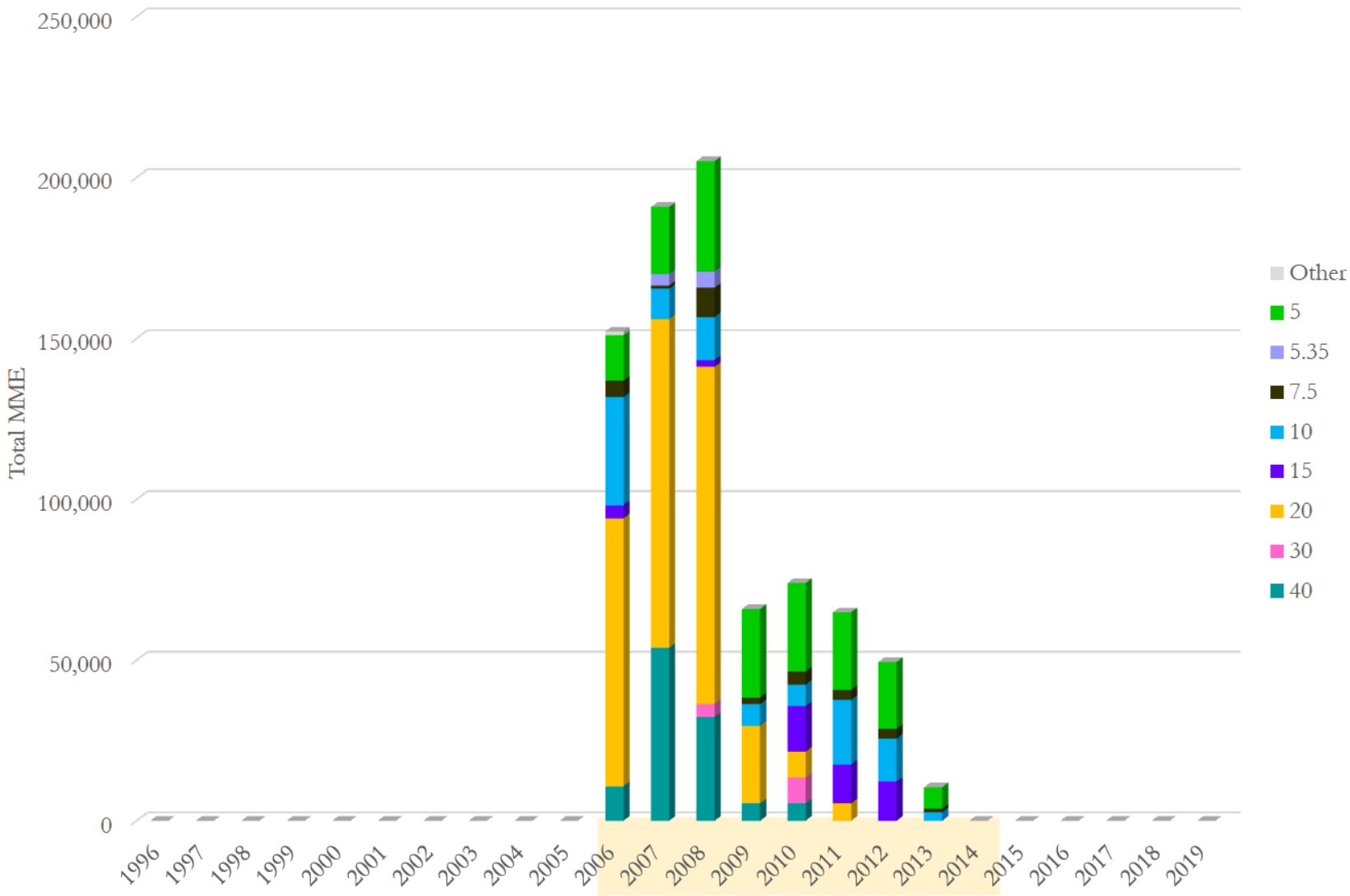

Data source: ARCOS (2006-2014) and Defendant Distribution Data (Walgreens 1/2006 - 3/2014)

Walgreens # 05618 (10/2001 to 2/2017)
DEA: BW7244053
100 Sansome St
San Francisco, CA 94104

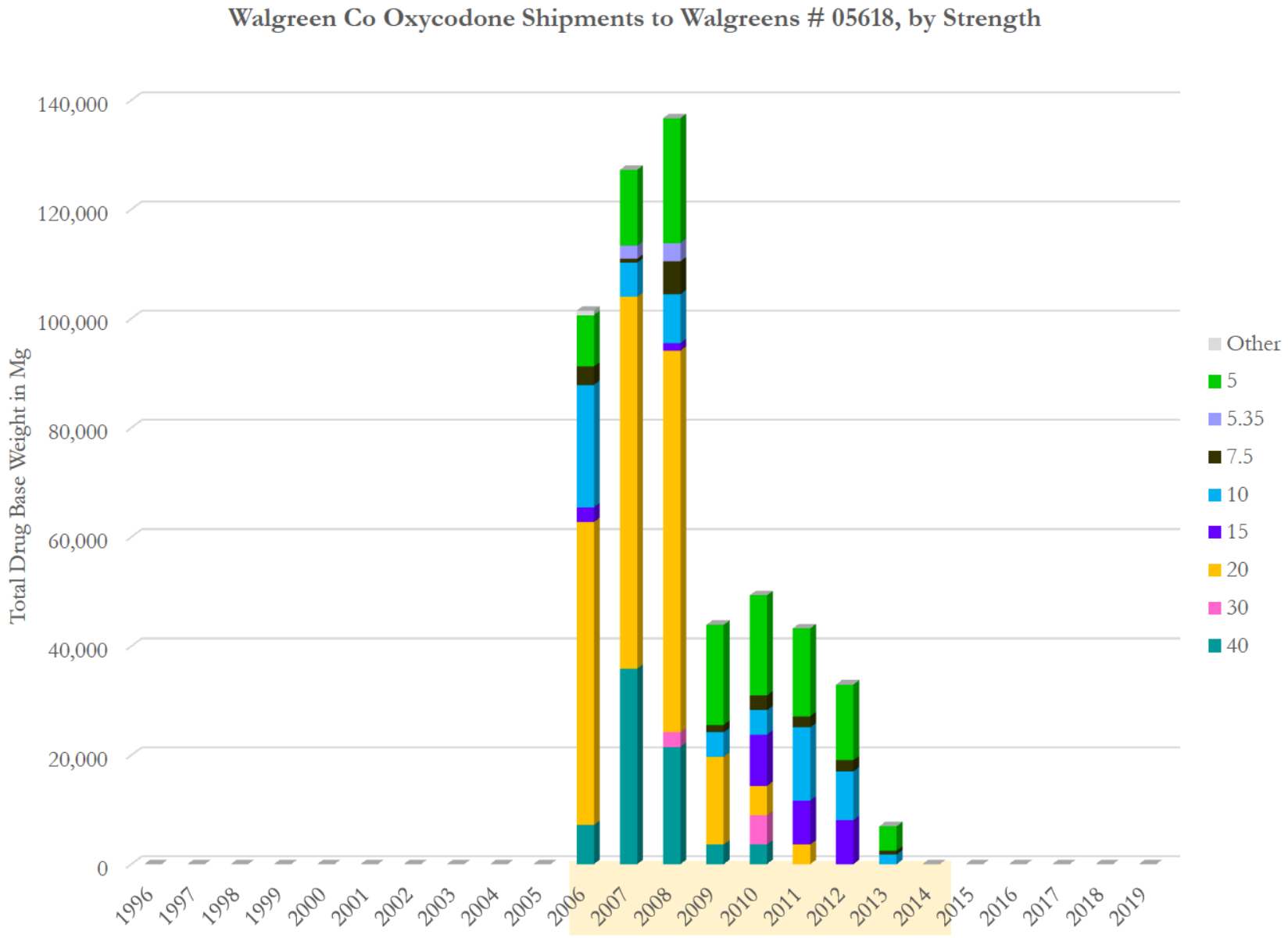

Data source: ARCOS (2006-2014) and Defendant Distribution Data (Walgreens 1/2006 - 3/2014)

Walgreens # 05618 (10/2001 to 2/2017)
DEA: BW7244053
100 Sansome St
San Francisco, CA 94104

Walgreen Co Oxycodone Shipments to Walgreens # 05618, by Strength
(Total Dosage Units)

Strength Year\	40	30	20	15	10	7.5	5.35	5	Other	Total	Avg. Str
1996	0	0	0	0	0	0	0	0	0	**0**	
1997	0	0	0	0	0	0	0	0	0	**0**	
1998	0	0	0	0	0	0	0	0	0	**0**	
1999	0	0	0	0	0	0	0	0	0	**0**	
2000	0	0	0	0	0	0	0	0	0	**0**	
2001	0	0	0	0	0	0	0	0	0	**0**	
2002	0	0	0	0	0	0	0	0	0	**0**	
2003	0	0	0	0	0	0	0	0	0	**0**	
2004	0	0	0	0	0	0	0	0	0	**0**	
2005	0	0	0	0	0	0	0	0	0	**0**	
2006	200	0	3,100	200	2,500	500	0	2,100	200	**8,800**	13.05
2007	1,000	0	3,800	0	700	100	500	3,100	0	**9,200**	15.43
2008	600	100	3,900	100	1,000	900	700	5,100	0	**12,400**	12.30
2009	100	0	900	0	500	200	0	4,100	0	**5,800**	8.45
2010	100	200	300	700	500	400	0	4,100	0	**6,300**	8.73
2011	0	0	200	600	1,500	300	0	3,600	0	**6,200**	7.78
2012	0	0	0	600	1,000	300	0	3,100	0	**5,000**	7.35
2013	0	0	0	0	200	100	0	1,000	0	**1,300**	5.96
2014	0	0	0	0	0	0	0	0	0	**0**	
2015	0	0	0	0	0	0	0	0	0	**0**	
2016	0	0	0	0	0	0	0	0	0	**0**	
2017	0	0	0	0	0	0	0	0	0	**0**	
2018	0	0	0	0	0	0	0	0	0	**0**	
2019	0	0	0	0	0	0	0	0	0	**0**	
Total	**2,000**	**300**	**12,200**	**2,200**	**7,900**	**2,800**	**1,200**	**26,200**	**200**	**55,000**	11.01

Data source: ARCOS (2006-2014) and Defendant Distribution Data (Walgreens 1/2006 - 3/2014)

Walgreens # 05618 (10/2001 to 2/2017)
DEA: BW7244053
100 Sansome St
San Francisco, CA 94104

Walgreen Co Oxycodone Shipments to Walgreens # 05618, by Strength (Total MME)

Strength / Year\	40	30	20	15	10	7.5	5.35	5	Other	Total	Avg. Str
1996	0	0	0	0	0	0	0	0	0	**0**	
1997	0	0	0	0	0	0	0	0	0	**0**	
1998	0	0	0	0	0	0	0	0	0	**0**	
1999	0	0	0	0	0	0	0	0	0	**0**	
2000	0	0	0	0	0	0	0	0	0	**0**	
2001	0	0	0	0	0	0	0	0	0	**0**	
2002	0	0	0	0	0	0	0	0	0	**0**	
2003	0	0	0	0	0	0	0	0	0	**0**	
2004	0	0	0	0	0	0	0	0	0	**0**	
2005	0	0	0	0	0	0	0	0	0	**0**	
2006	10,758	0	83,375	4,034	33,619	5,043	0	14,120	1,210	**152,158**	13.05
2007	53,790	0	102,201	0	9,413	1,009	3,597	20,844	0	**190,853**	15.43
2008	32,274	4,034	104,891	2,017	13,448	9,077	5,036	34,291	0	**205,067**	12.30
2009	5,379	0	24,206	0	6,724	2,017	0	27,567	0	**65,893**	8.45
2010	5,379	8,069	8,069	14,120	6,724	4,034	0	27,567	0	**73,961**	8.73
2011	0	0	5,379	12,103	20,171	3,026	0	24,206	0	**64,884**	7.78
2012	0	0	0	12,103	13,448	3,026	0	20,844	0	**49,420**	7.35
2013	0	0	0	0	2,690	1,009	0	6,724	0	**10,422**	5.96
2014	0	0	0	0	0	0	0	0	0	**0**	
2015	0	0	0	0	0	0	0	0	0	**0**	
2016	0	0	0	0	0	0	0	0	0	**0**	
2017	0	0	0	0	0	0	0	0	0	**0**	
2018	0	0	0	0	0	0	0	0	0	**0**	
2019	0	0	0	0	0	0	0	0	0	**0**	
Total	**107,580**	**12,103**	**328,119**	**44,377**	**106,235**	**28,240**	**8,632**	**176,162**	**1,210**	**812,658**	11.01

Data source: ARCOS (2006-2014) and Defendant Distribution Data (Walgreens 1/2006 - 3/2014)

Walgreens # 05618 (10/2001 to 2/2017)
DEA: BW7244053
100 Sansome St
San Francisco, CA 94104

Walgreen Co Oxycodone Shipments to Walgreens # 05618, by Strength
(Total Drug Base Weight in Milligram)

Strength Year\	40	30	20	15	10	7.5	5.35	5	Other	Total	Avg. Str
1996	0	0	0	0	0	0	0	0	0	**0**	
1997	0	0	0	0	0	0	0	0	0	**0**	
1998	0	0	0	0	0	0	0	0	0	**0**	
1999	0	0	0	0	0	0	0	0	0	**0**	
2000	0	0	0	0	0	0	0	0	0	**0**	
2001	0	0	0	0	0	0	0	0	0	**0**	
2002	0	0	0	0	0	0	0	0	0	**0**	
2003	0	0	0	0	0	0	0	0	0	**0**	
2004	0	0	0	0	0	0	0	0	0	**0**	
2005	0	0	0	0	0	0	0	0	0	**0**	
2006	7,172	0	55,583	2,690	22,413	3,362	0	9,413	807	**101,439**	13.05
2007	35,860	0	68,134	0	6,276	672	2,398	13,896	0	**127,235**	15.43
2008	21,516	2,690	69,927	1,345	8,965	6,051	3,357	22,861	0	**136,711**	12.30
2009	3,586	0	16,137	0	4,483	1,345	0	18,378	0	**43,929**	8.45
2010	3,586	5,379	5,379	9,413	4,483	2,690	0	18,378	0	**49,308**	8.73
2011	0	0	3,586	8,069	13,448	2,017	0	16,137	0	**43,256**	7.78
2012	0	0	0	8,069	8,965	2,017	0	13,896	0	**32,946**	7.35
2013	0	0	0	0	1,793	672	0	4,483	0	**6,948**	5.96
2014	0	0	0	0	0	0	0	0	0	**0**	
2015	0	0	0	0	0	0	0	0	0	**0**	
2016	0	0	0	0	0	0	0	0	0	**0**	
2017	0	0	0	0	0	0	0	0	0	**0**	
2018	0	0	0	0	0	0	0	0	0	**0**	
2019	0	0	0	0	0	0	0	0	0	**0**	
Total	**71,720**	**8,069**	**218,746**	**29,585**	**70,824**	**18,827**	**5,755**	**117,442**	**807**	**541,772**	11.01

Data source: ARCOS (2006-2014) and Defendant Distribution Data (Walgreens 1/2006 - 3/2014)

Walgreens # 05618 (10/2001 to 2/2017)
DEA: BW7244053
100 Sansome St
San Francisco, CA 94104

Anda, Inc Hydrocodone Shipments to Walgreens # 05618

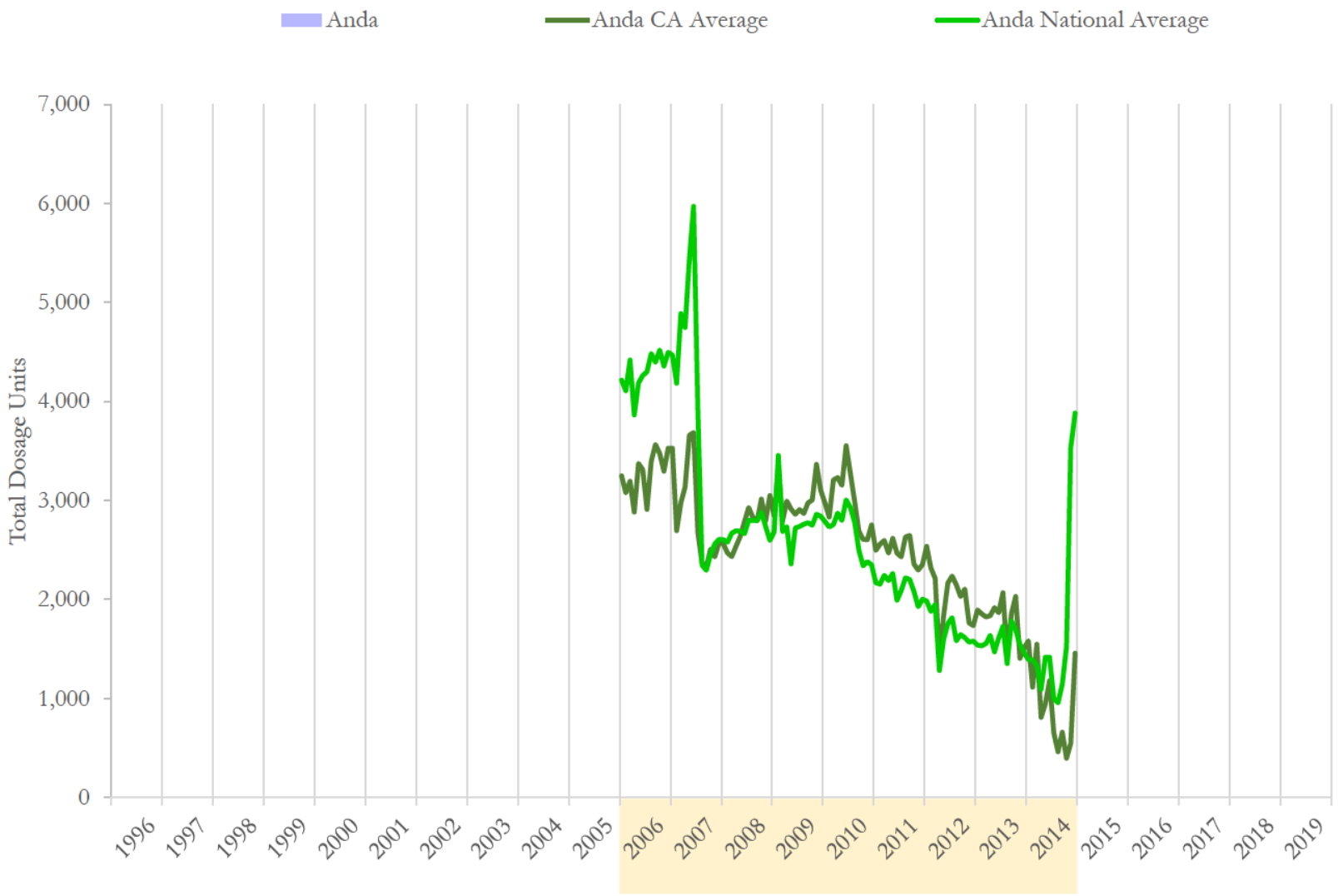

National and state averages reflect hydrocodone shipped from Anda, Inc to all active pharmacies each month.
Data source: ARCOS (2006-2014) and Defendant Distribution Data (Anda 12/1996 - 1/2015)

Walgreens # 05618 (10/2001 to 2/2017)
DEA: BW7244053
100 Sansome St
San Francisco, CA 94104

Anda, Inc Hydrocodone Shipments to Walgreens # 05618

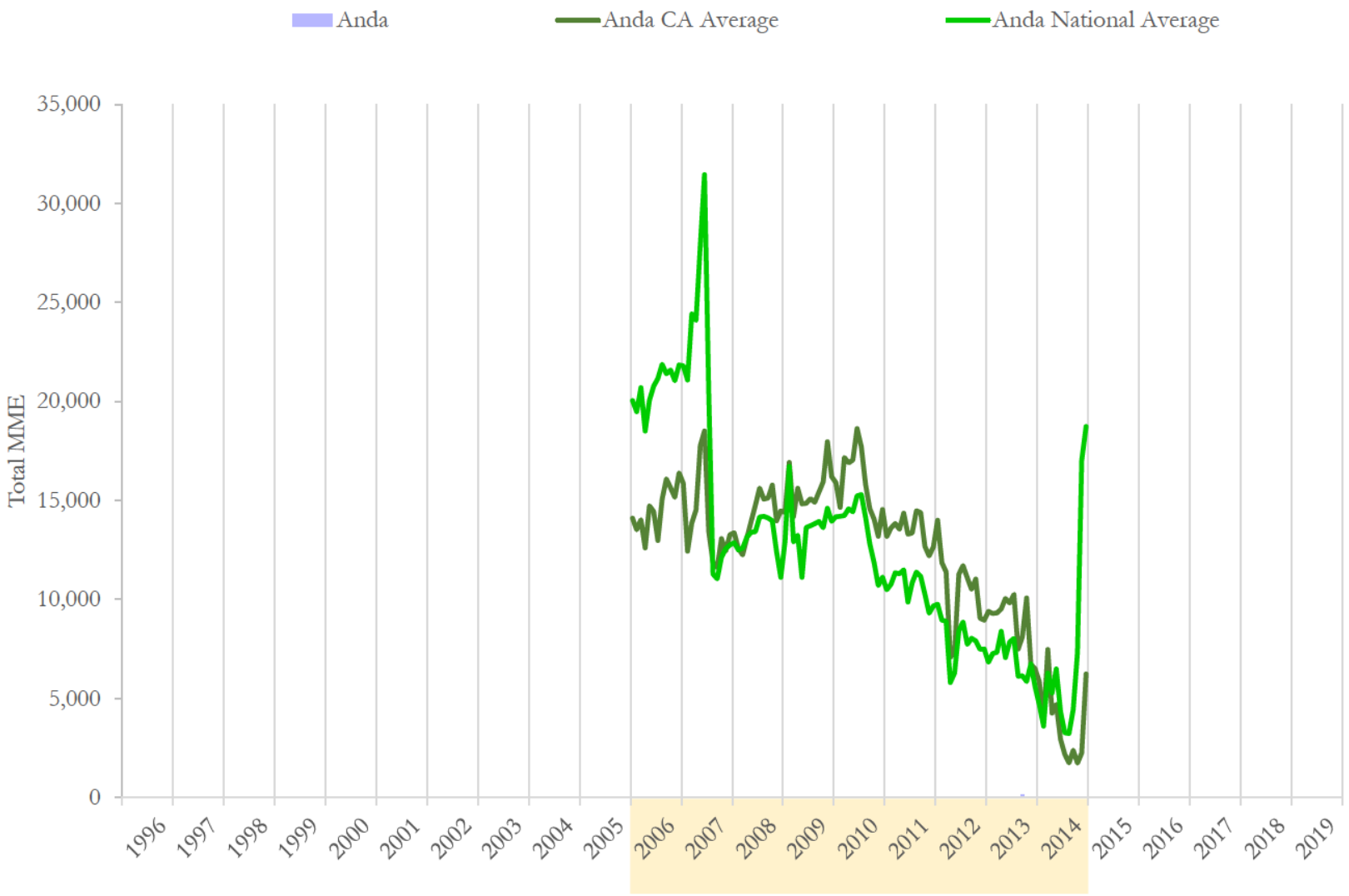

National and state averages reflect hydrocodone shipped from Anda, Inc to all active pharmacies each month.
Data source: ARCOS (2006-2014) and Defendant Distribution Data (Anda 12/1996 - 1/2015)

Walgreens # 05618 (10/2001 to 2/2017)
DEA: BW7244053
100 Sansome St
San Francisco, CA 94104

Anda, Inc Hydrocodone Shipments to Walgreens # 05618

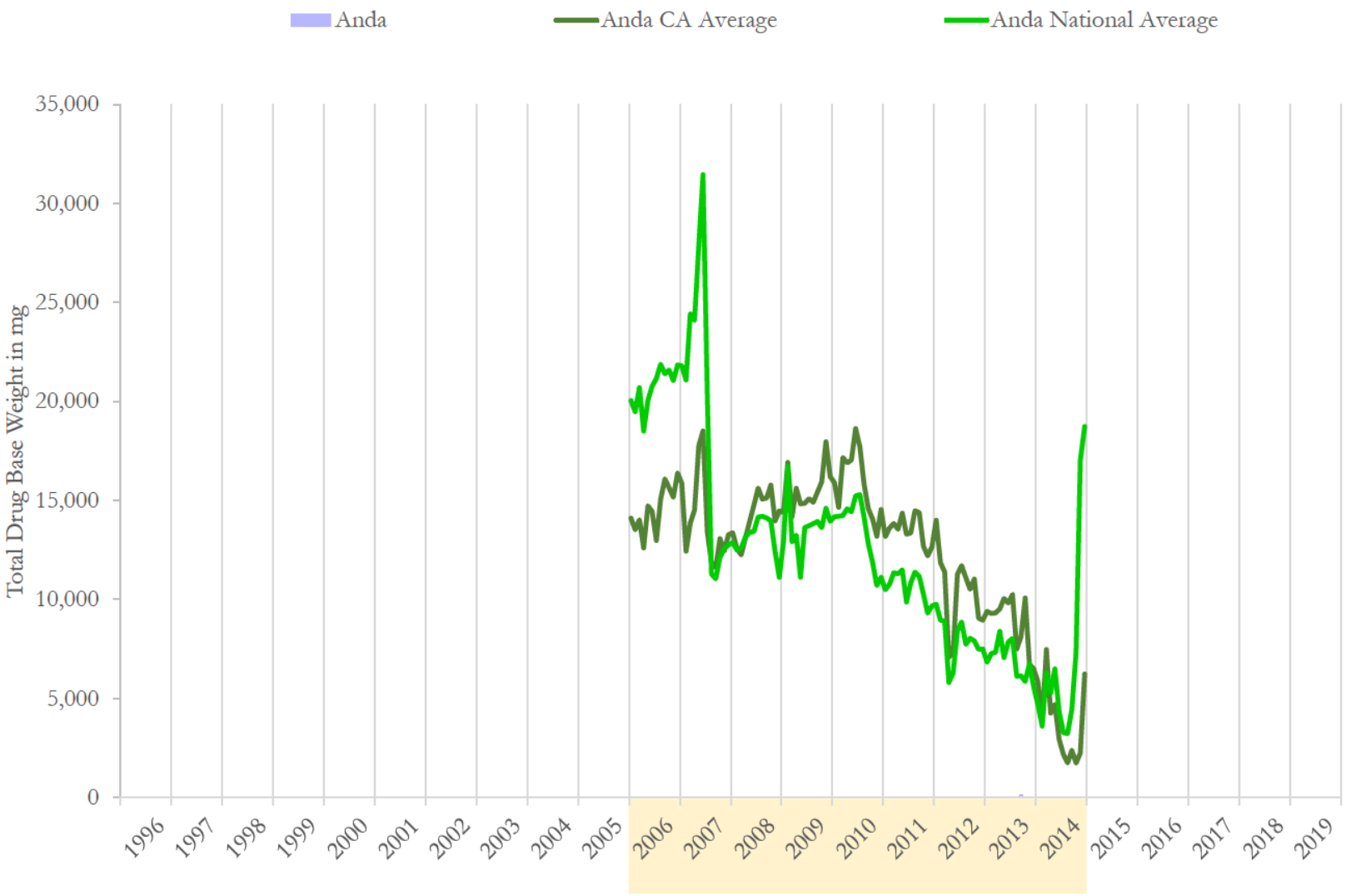

National and state averages reflect hydrocodone shipped from Anda, Inc to all active pharmacies each month.
Data source: ARCOS (2006-2014) and Defendant Distribution Data (Anda 12/1996 - 1/2015)

Walgreens # 05618 (10/2001 to 2/2017)
DEA: BW7244053
100 Sansome St
San Francisco, CA 94104

Anda, Inc Hydrocodone Shipments to Walgreens # 05618

	Dosage Units		MME		Drug Base Weight in mg	
Date	Anda	% Change	Anda	% Change	Anda	% Change
01/2012	0	n/a	0	n/a	0	n/a
02/2012	0	n/a	0	n/a	0	n/a
03/2012	0	n/a	0	n/a	0	n/a
04/2012	0	n/a	0	n/a	0	n/a
05/2012	0	n/a	0	n/a	0	n/a
06/2012	0	n/a	0	n/a	0	n/a
07/2012	0	n/a	0	n/a	0	n/a
08/2012	0	n/a	0	n/a	0	n/a
09/2012	0	n/a	0	n/a	0	n/a
10/2012	0	n/a	0	n/a	0	n/a
11/2012	0	n/a	0	n/a	0	n/a
12/2012	0	n/a	0	n/a	0	n/a
01/2013	0	n/a	0	n/a	0	n/a
02/2013	0	n/a	0	n/a	0	n/a
03/2013	0	n/a	0	n/a	0	n/a
04/2013	0	n/a	0	n/a	0	n/a
05/2013	0	n/a	0	n/a	0	n/a
06/2013	0	n/a	0	n/a	0	n/a
07/2013	0	n/a	0	n/a	0	n/a
08/2013	0	n/a	0	n/a	0	n/a
09/2013	0	n/a	143	n/a	143	n/a
10/2013	0	n/a	0	-100.0%	0	-100.0%
11/2013	0	n/a	0	n/a	0	n/a
12/2013	0	n/a	0	n/a	0	n/a

Data source: ARCOS (2006-2014) and Defendant Distribution Data (Anda 12/1996 - 1/2015)

Walgreens # 05618 (10/2001 to 2/2017)
DEA: BW7244053
100 Sansome St
San Francisco, CA 94104

Anda, Inc Hydrocodone Shipments to Walgreens # 05618

	Dosage Units		MME		Drug Base Weight in mg	
Date	**Anda**	**% Change**	**Anda**	**% Change**	**Anda**	**% Change**
1996	0		0		0	
1997	0	n/a	0	n/a	0	n/a
1998	0	n/a	0	n/a	0	n/a
1999	0	n/a	0	n/a	0	n/a
2000	0	n/a	0	n/a	0	n/a
2001	0	n/a	0	n/a	0	n/a
2002	0	n/a	0	n/a	0	n/a
2003	0	n/a	0	n/a	0	n/a
2004	0	n/a	0	n/a	0	n/a
2005	0	n/a	0	n/a	0	n/a
2006	0	n/a	0	n/a	0	n/a
2007	0	n/a	0	n/a	0	n/a
2008	0	n/a	0	n/a	0	n/a
2009	0	n/a	0	n/a	0	n/a
2010	0	n/a	0	n/a	0	n/a
2011	0	n/a	0	n/a	0	n/a
2012	0	n/a	0	n/a	0	n/a
2013	0	n/a	143	n/a	143	n/a
2014	0	n/a	0	-100.0%	0	-100.0%
2015	0	n/a	0	n/a	0	n/a
2016	0	n/a	0	n/a	0	n/a
2017	0	n/a	0	n/a	0	n/a
2018	0	n/a	0	n/a	0	n/a
2019	0	n/a	0	n/a	0	n/a
Total	**0**		**143**		**143**	

Data source: ARCOS (2006-2014) and Defendant Distribution Data (Anda 12/1996 - 1/2015)

Walgreens # 05618 (10/2001 to 2/2017)
DEA: BW7244053
100 Sansome St
San Francisco, CA 94104

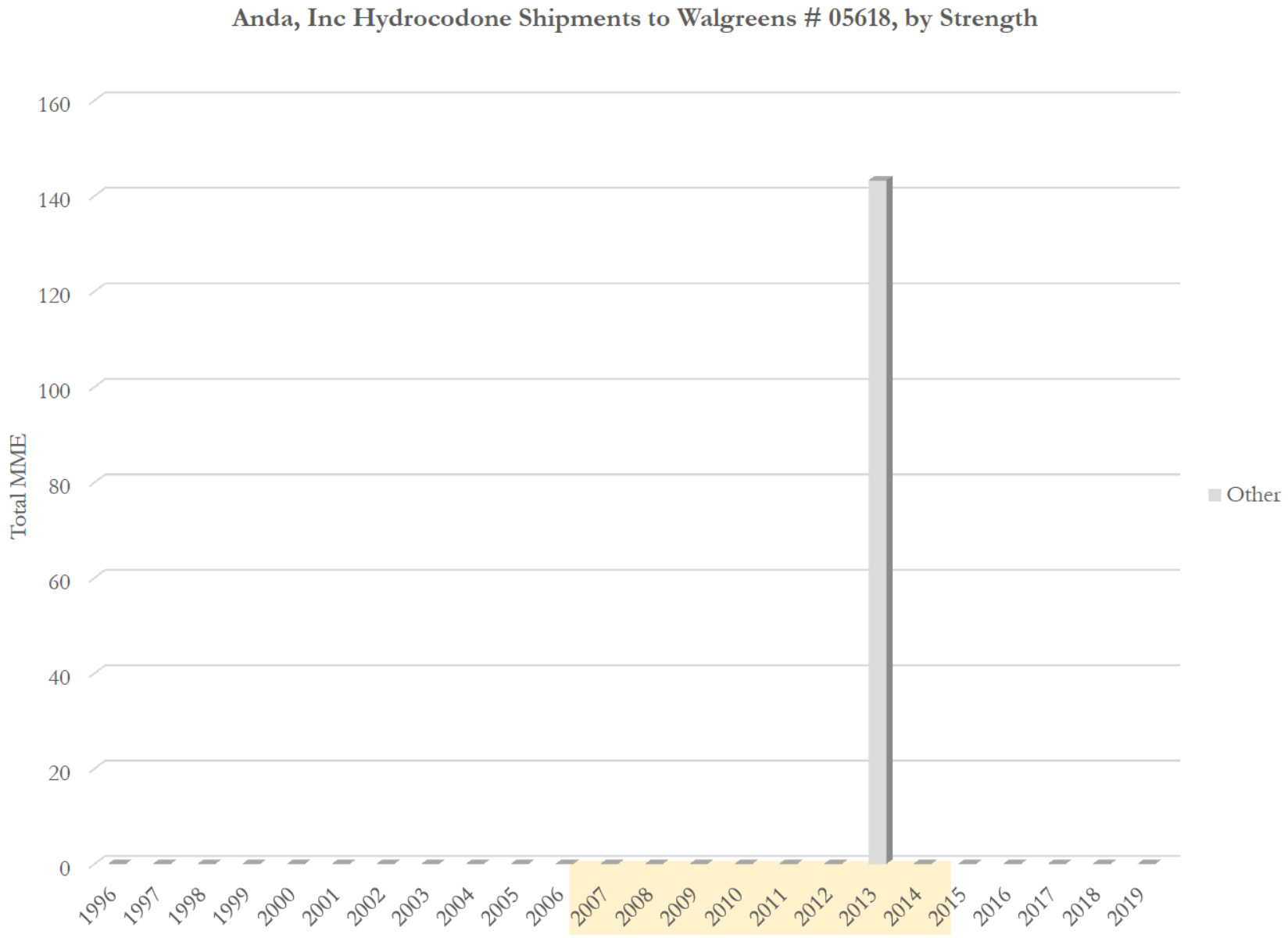

Data source: ARCOS (2006-2014) and Defendant Distribution Data (Anda 12/1996 - 1/2015)

Walgreens # 05618 (10/2001 to 2/2017)
DEA: BW7244053
100 Sansome St
San Francisco, CA 94104

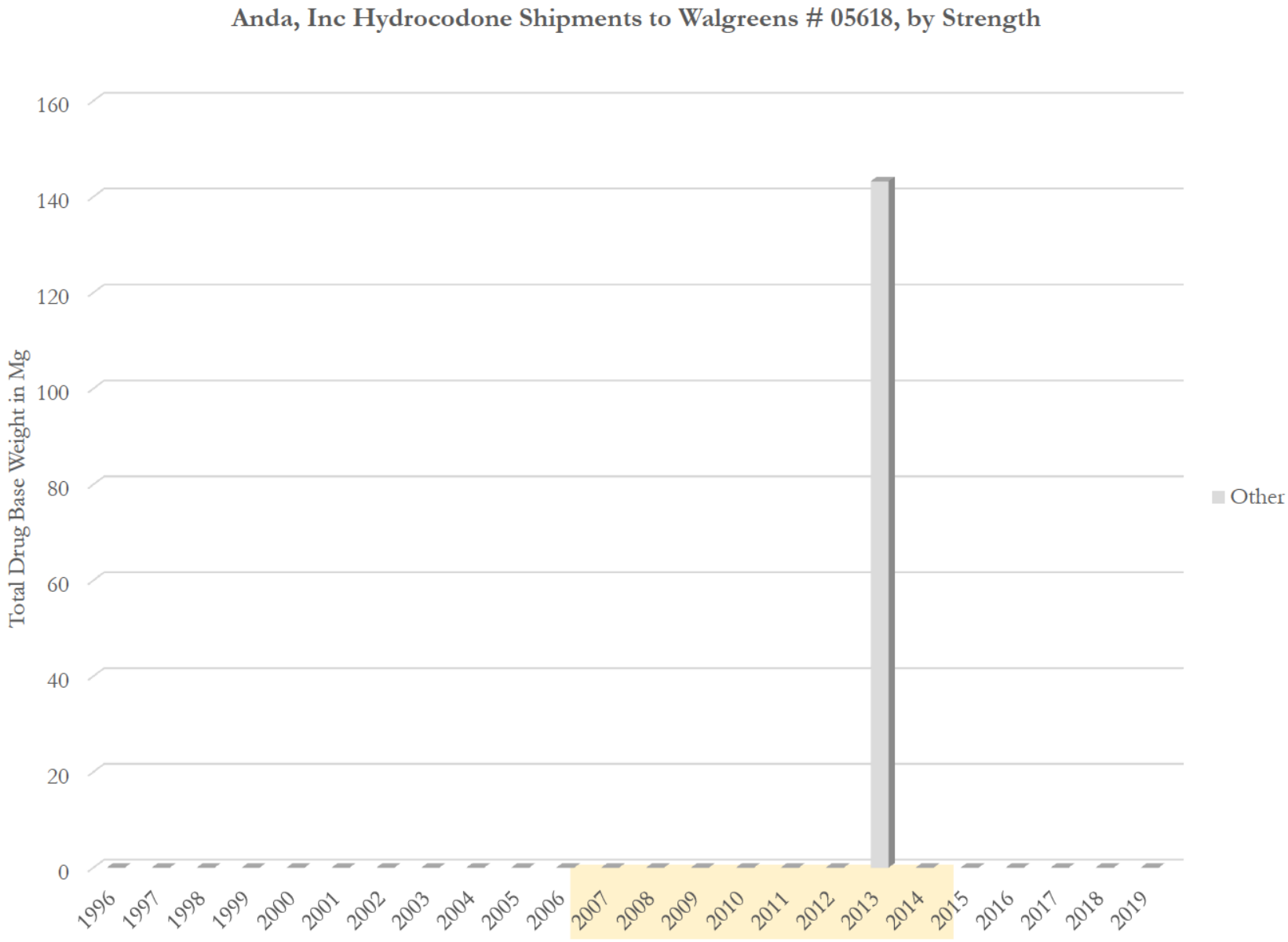

Data source: ARCOS (2006-2014) and Defendant Distribution Data (Anda 12/1996 - 1/2015)

Anda, Inc Hydrocodone Shipments to Walgreens # 05618, by Strength
(Total Dosage Units)

Strength Year\	Other	Total	Avg. Str
1996	0	**0**	
1997	0	**0**	
1998	0	**0**	
1999	0	**0**	
2000	0	**0**	
2001	0	**0**	
2002	0	**0**	
2003	0	**0**	
2004	0	**0**	
2005	0	**0**	
2006	0	**0**	
2007	0	**0**	
2008	0	**0**	
2009	0	**0**	
2010	0	**0**	
2011	0	**0**	
2012	0	**0**	
2013	0	**0**	
2014	0	**0**	
2015	0	**0**	
2016	0	**0**	
2017	0	**0**	
2018	0	**0**	
2019	0	**0**	
Total	**0**	**0**	

Data source: ARCOS (2006-2014) and Defendant Distribution Data (Anda 12/1996 - 1/2015)

Anda, Inc Hydrocodone Shipments to Walgreens # 05618, by Strength
(Total MME)

Strength Year\	Other	Total	Avg. Str
1996	0	**0**	
1997	0	**0**	
1998	0	**0**	
1999	0	**0**	
2000	0	**0**	
2001	0	**0**	
2002	0	**0**	
2003	0	**0**	
2004	0	**0**	
2005	0	**0**	
2006	0	**0**	
2007	0	**0**	
2008	0	**0**	
2009	0	**0**	
2010	0	**0**	
2011	0	**0**	
2012	0	**0**	
2013	143	**143**	
2014	0	**0**	
2015	0	**0**	
2016	0	**0**	
2017	0	**0**	
2018	0	**0**	
2019	0	**0**	
Total	**143**	**143**	

Data source: ARCOS (2006-2014) and Defendant Distribution Data (Anda 12/1996 - 1/2015)

Anda, Inc Hydrocodone Shipments to Walgreens # 05618, by Strength
(Total Drug Base Weight in Milligram)

Strength Year\	Other	Total	Avg. Str
1996	0	**0**	
1997	0	**0**	
1998	0	**0**	
1999	0	**0**	
2000	0	**0**	
2001	0	**0**	
2002	0	**0**	
2003	0	**0**	
2004	0	**0**	
2005	0	**0**	
2006	0	**0**	
2007	0	**0**	
2008	0	**0**	
2009	0	**0**	
2010	0	**0**	
2011	0	**0**	
2012	0	**0**	
2013	143	**143**	
2014	0	**0**	
2015	0	**0**	
2016	0	**0**	
2017	0	**0**	
2018	0	**0**	
2019	0	**0**	
Total	**143**	**143**	

Data source: ARCOS (2006-2014) and Defendant Distribution Data (Anda 12/1996 - 1/2015)

Walgreens # 05618 (10/2001 to 2/2017)
DEA: BW7244053
100 Sansome St
San Francisco, CA 94104

Walgreen Co Hydrocodone Shipments to Walgreens # 05618

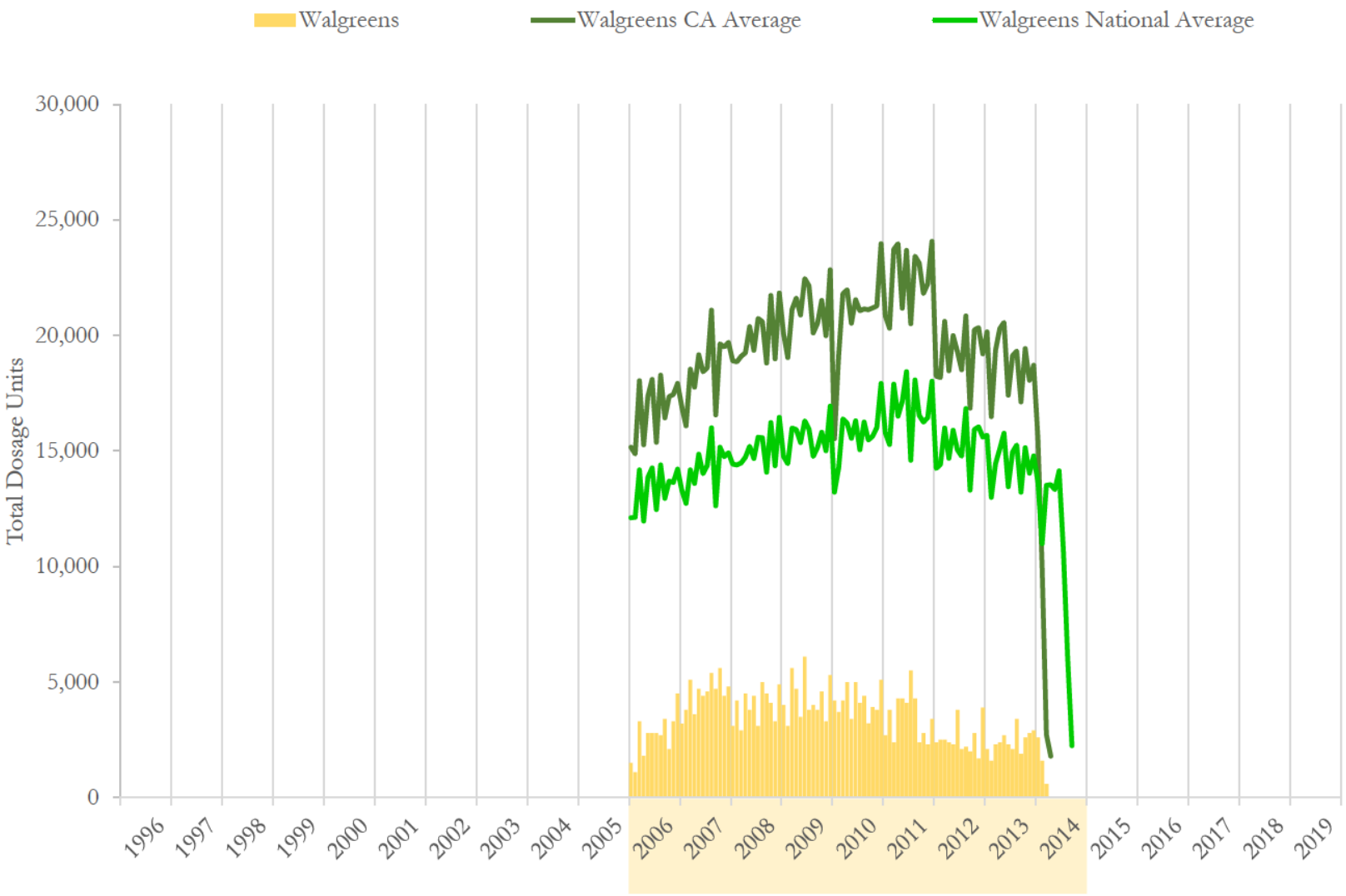

National and state averages reflect hydrocodone shipped from Walgreen Co to all active pharmacies each month.
Data source: ARCOS (2006-2014) and Defendant Distribution Data (Walgreens 1/2006 - 3/2014)

Walgreens # 05618 (10/2001 to 2/2017)
DEA: BW7244053
100 Sansome St
San Francisco, CA 94104

Walgreen Co Hydrocodone Shipments to Walgreens # 05618

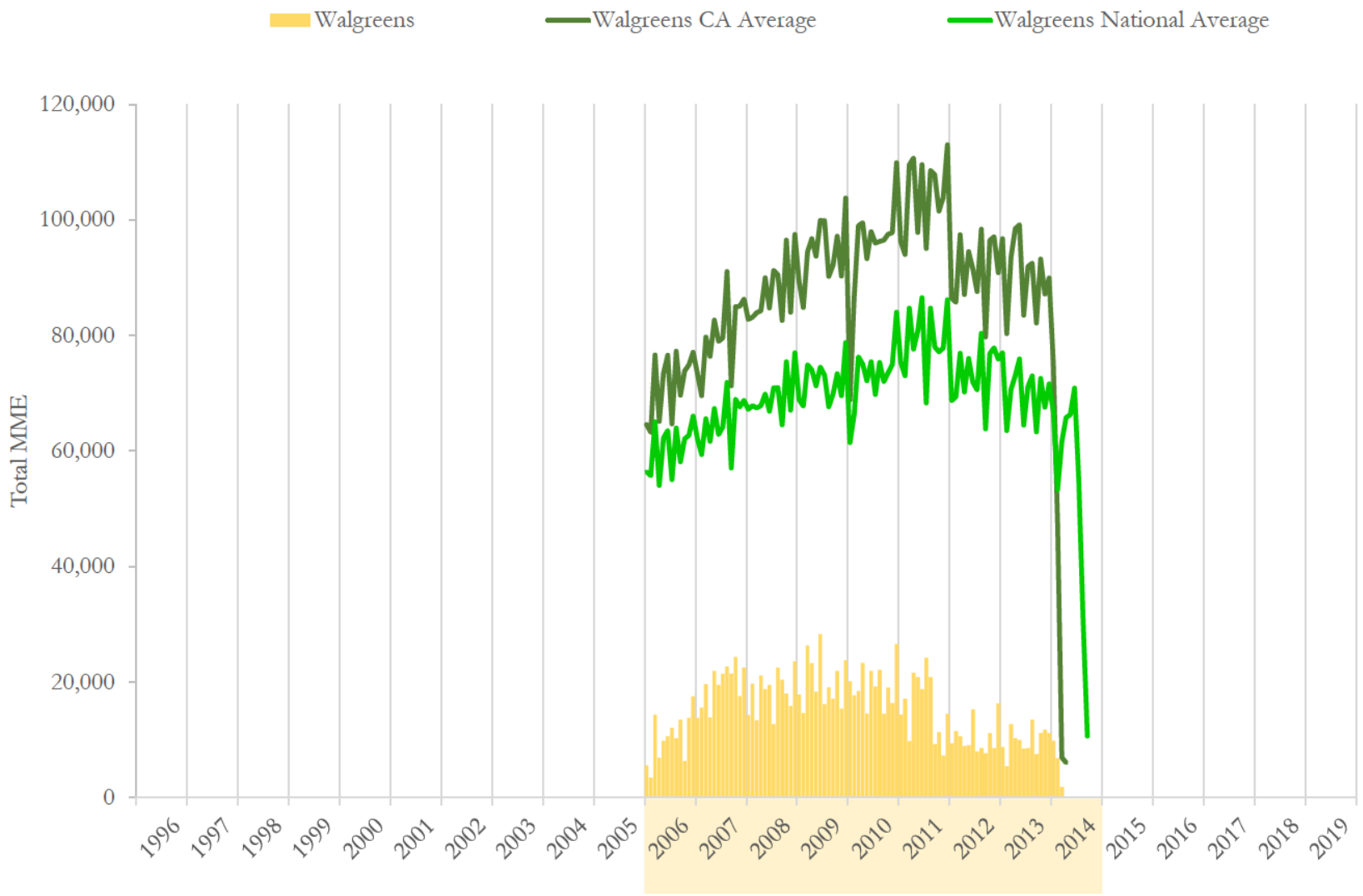

National and state averages reflect hydrocodone shipped from Walgreen Co to all active pharmacies each month.
Data source: ARCOS (2006-2014) and Defendant Distribution Data (Walgreens 1/2006 - 3/2014)

Walgreens # 05618 (10/2001 to 2/2017)
DEA: BW7244053
100 Sansome St
San Francisco, CA 94104

Walgreen Co Hydrocodone Shipments to Walgreens # 05618

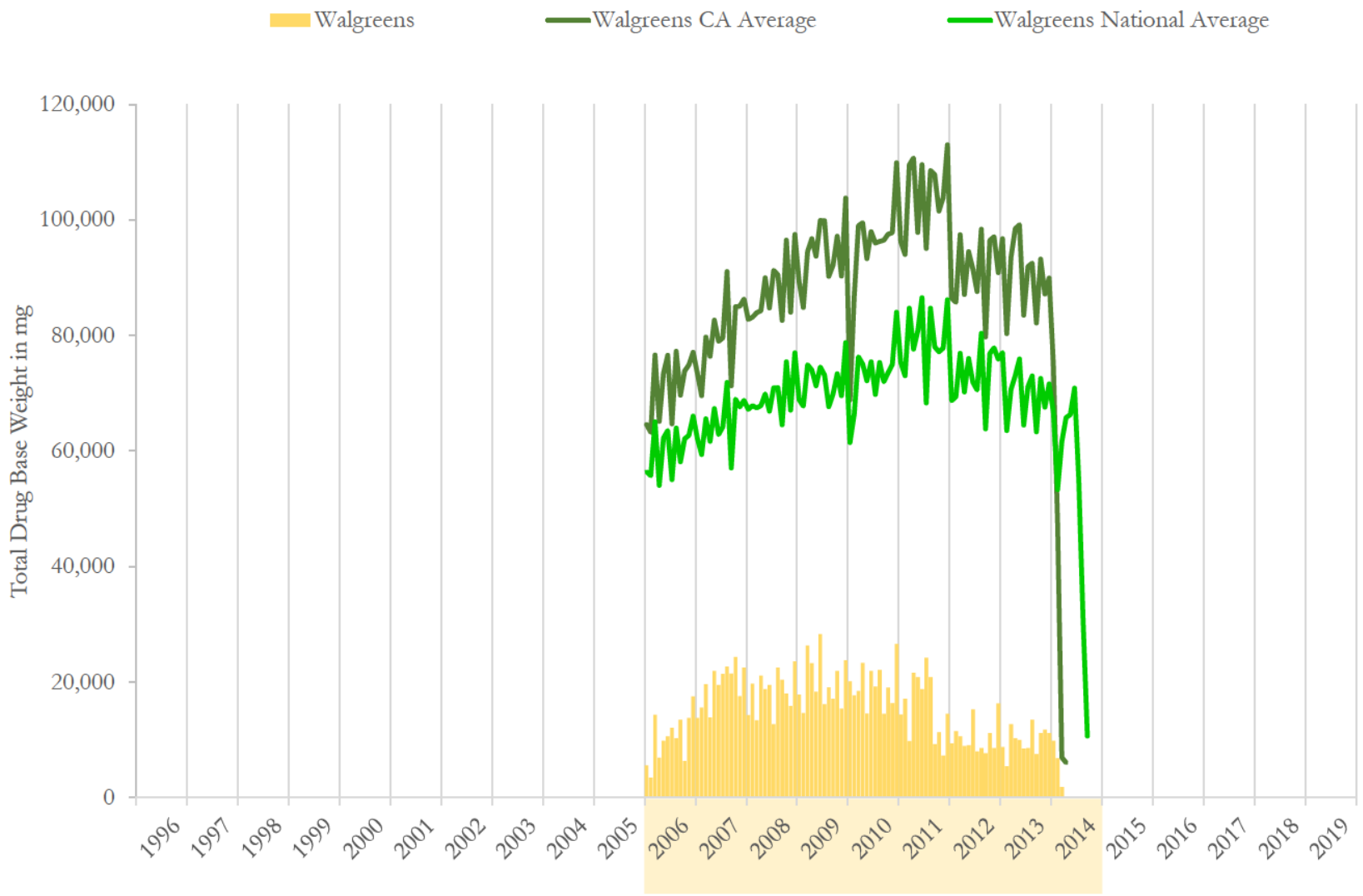

National and state averages reflect hydrocodone shipped from Walgreen Co to all active pharmacies each month.
Data source: ARCOS (2006-2014) and Defendant Distribution Data (Walgreens 1/2006 - 3/2014)

Walgreens # 05618 (10/2001 to 2/2017)
DEA: BW7244053
100 Sansome St
San Francisco, CA 94104

Walgreen Co Hydrocodone Shipments to Walgreens # 05618

	Dosage Units		MME		Drug Base Weight in mg	
Date	Walgreens	% Change	Walgreens	% Change	Walgreens	% Change
01/2006	1,500	n/a	5,584	n/a	5,584	n/a
02/2006	1,100	-26.7%	3,473	-37.8%	3,473	-37.8%
03/2006	3,300	200.0%	14,338	312.8%	14,338	312.8%
04/2006	1,800	-45.5%	6,897	-51.9%	6,897	-51.9%
05/2006	2,800	55.6%	9,838	42.6%	9,838	42.6%
06/2006	2,800	0.0%	10,578	7.5%	10,578	7.5%
07/2006	2,800	0.0%	12,108	14.5%	12,108	14.5%
08/2006	2,700	-3.6%	10,276	-15.1%	10,276	-15.1%
09/2006	3,400	25.9%	13,454	30.9%	13,454	30.9%
10/2006	2,100	-38.2%	6,357	-52.8%	6,357	-52.8%
11/2006	3,300	57.1%	13,757	116.4%	13,757	116.4%
12/2006	4,500	36.4%	17,540	27.5%	17,540	27.5%
01/2007	3,200	-28.9%	13,773	-21.5%	13,773	-21.5%
02/2007	3,800	18.8%	15,589	13.2%	15,589	13.2%
03/2007	5,100	34.2%	19,643	26.0%	19,643	26.0%
04/2007	3,600	-29.4%	13,892	-29.3%	13,892	-29.3%
05/2007	4,700	30.6%	21,946	58.0%	21,946	58.0%
06/2007	4,400	-6.4%	19,508	-11.1%	19,508	-11.1%
07/2007	4,600	4.5%	21,459	10.0%	21,459	10.0%
08/2007	5,400	17.4%	22,703	5.8%	22,703	5.8%
09/2007	4,700	-13.0%	21,475	-5.4%	21,475	-5.4%
10/2007	5,600	19.1%	24,343	13.4%	24,343	13.4%
11/2007	4,400	-21.4%	17,557	-27.9%	17,557	-27.9%
12/2007	4,800	9.1%	22,502	28.2%	22,502	28.2%

Data source: ARCOS (2006-2014) and Defendant Distribution Data (Walgreens 1/2006 - 3/2014)

Walgreens # 05618 (10/2001 to 2/2017)
DEA: BW7244053
100 Sansome St
San Francisco, CA 94104

Walgreen Co Hydrocodone Shipments to Walgreens # 05618

	Dosage Units		MME		Drug Base Weight in mg	
Date	Walgreens	% Change	Walgreens	% Change	Walgreens	% Change
01/2008	3,100	-35.4%	14,272	-36.6%	14,272	-36.6%
02/2008	4,200	35.5%	19,705	38.1%	19,705	38.1%
03/2008	2,900	-31.0%	13,405	-32.0%	13,405	-32.0%
04/2008	4,500	55.2%	21,108	57.5%	21,108	57.5%
05/2008	3,800	-15.6%	18,788	-11.0%	18,788	-11.0%
06/2008	4,400	15.8%	19,508	3.8%	19,508	3.8%
07/2008	3,100	-29.5%	12,697	-34.9%	12,697	-34.9%
08/2008	5,000	61.3%	22,510	77.3%	22,510	77.3%
09/2008	4,500	-10.0%	20,432	-9.2%	20,432	-9.2%
10/2008	4,100	-8.9%	18,011	-11.9%	18,011	-11.9%
11/2008	3,300	-19.5%	15,843	-12.0%	15,843	-12.0%
12/2008	4,900	48.5%	23,611	49.0%	23,611	49.0%
01/2009	4,000	-18.4%	17,827	-24.5%	17,827	-24.5%
02/2009	3,100	-22.5%	14,648	-17.8%	14,648	-17.8%
03/2009	5,600	80.6%	26,319	79.7%	26,319	79.7%
04/2009	4,700	-16.1%	23,275	-11.6%	23,275	-11.6%
05/2009	3,500	-25.5%	18,367	-21.1%	18,367	-21.1%
06/2009	6,100	74.3%	28,294	54.1%	28,294	54.1%
07/2009	3,800	-37.7%	16,194	-42.8%	16,194	-42.8%
08/2009	4,000	5.3%	19,062	17.7%	19,062	17.7%
09/2009	3,800	-5.0%	17,103	-10.3%	17,103	-10.3%
10/2009	4,600	21.1%	21,930	28.2%	21,930	28.2%
11/2009	3,300	-28.3%	15,405	-29.8%	15,405	-29.8%
12/2009	5,300	60.6%	23,762	54.2%	23,762	54.2%

Data source: ARCOS (2006-2014) and Defendant Distribution Data (Walgreens 1/2006 - 3/2014)

Walgreens # 05618 (10/2001 to 2/2017)
DEA: BW7244053
100 Sansome St
San Francisco, CA 94104

Walgreen Co Hydrocodone Shipments to Walgreens # 05618

	Dosage Units		MME		Drug Base Weight in mg	
Date	Walgreens	% Change	Walgreens	% Change	Walgreens	% Change
01/2010	4,200	-20.8%	20,113	-15.4%	20,113	-15.4%
02/2010	3,700	-11.9%	17,692	-12.0%	17,692	-12.0%
03/2010	4,200	13.5%	18,465	4.4%	18,465	4.4%
04/2010	5,000	19.0%	23,292	26.1%	23,292	26.1%
05/2010	3,400	-32.0%	14,530	-37.6%	14,530	-37.6%
06/2010	5,000	47.1%	21,946	51.0%	21,946	51.0%
07/2010	4,100	-18.0%	19,221	-12.4%	19,221	-12.4%
08/2010	4,400	7.3%	22,097	15.0%	22,097	15.0%
09/2010	3,220	-26.8%	14,499	-34.4%	14,499	-34.4%
10/2010	3,920	21.7%	19,040	31.3%	19,040	31.3%
11/2010	3,800	-3.1%	16,346	-14.1%	16,346	-14.1%
12/2010	5,100	34.2%	26,605	62.8%	26,605	62.8%
01/2011	2,700	-47.1%	14,378	-46.0%	14,378	-46.0%
02/2011	3,800	40.7%	17,103	18.9%	17,103	18.9%
03/2011	2,400	-36.8%	9,822	-42.6%	9,822	-42.6%
04/2011	4,300	79.2%	21,602	120.0%	21,602	120.0%
05/2011	4,300	0.0%	20,838	-3.5%	20,838	-3.5%
06/2011	4,100	-4.7%	18,767	-9.9%	18,767	-9.9%
07/2011	5,500	34.1%	24,216	29.0%	24,216	29.0%
08/2011	4,300	-21.8%	20,837	-14.0%	20,837	-14.0%
09/2011	2,400	-44.2%	9,232	-55.7%	9,232	-55.7%
10/2011	2,800	16.7%	11,335	22.8%	11,335	22.8%
11/2011	2,300	-17.9%	7,249	-36.1%	7,249	-36.1%
12/2011	3,400	47.8%	14,513	100.2%	14,513	100.2%

Data source: ARCOS (2006-2014) and Defendant Distribution Data (Walgreens 1/2006 - 3/2014)

Walgreens # 05618 (10/2001 to 2/2017)
DEA: BW7244053
100 Sansome St
San Francisco, CA 94104

Walgreen Co Hydrocodone Shipments to Walgreens # 05618

	Dosage Units		MME		Drug Base Weight in mg	
Date	Walgreens	% Change	Walgreens	% Change	Walgreens	% Change
01/2012	2,400	-29.4%	9,384	-35.3%	9,384	-35.3%
02/2012	2,500	4.2%	11,470	22.2%	11,470	22.2%
03/2012	2,500	0.0%	10,570	-7.8%	10,570	-7.8%
04/2012	2,400	-4.0%	8,922	-15.6%	8,922	-15.6%
05/2012	2,300	-4.2%	9,057	1.5%	9,057	1.5%
06/2012	3,800	65.2%	15,286	68.8%	15,286	68.8%
07/2012	2,100	-44.7%	8,013	-47.6%	8,013	-47.6%
08/2012	2,200	4.8%	8,619	7.6%	8,619	7.6%
09/2012	2,000	-9.1%	7,711	-10.5%	7,711	-10.5%
10/2012	2,800	40.0%	11,192	45.1%	11,192	45.1%
11/2012	1,700	-39.3%	8,611	-23.1%	8,611	-23.1%
12/2012	3,900	129.4%	16,330	89.6%	16,330	89.6%
01/2013	2,100	-46.2%	8,778	-46.2%	8,778	-46.2%
02/2013	1,600	-23.8%	5,432	-38.1%	5,432	-38.1%
03/2013	2,300	43.8%	12,705	133.9%	12,705	133.9%
04/2013	2,400	4.3%	10,292	-19.0%	10,292	-19.0%
05/2013	2,700	12.5%	9,989	-2.9%	9,989	-2.9%
06/2013	2,300	-14.8%	8,476	-15.2%	8,476	-15.2%
07/2013	2,100	-8.7%	8,611	1.6%	8,611	1.6%
08/2013	3,400	61.9%	13,470	56.4%	13,470	56.4%
09/2013	1,900	-44.1%	7,568	-43.8%	7,568	-43.8%
10/2013	2,600	36.8%	11,184	47.8%	11,184	47.8%
11/2013	2,800	7.7%	11,805	5.6%	11,805	5.6%
12/2013	2,900	3.6%	11,176	-5.3%	11,176	-5.3%

Data source: ARCOS (2006-2014) and Defendant Distribution Data (Walgreens 1/2006 - 3/2014)

Walgreen Co Hydrocodone Shipments to Walgreens # 05618

	Dosage Units		MME		Drug Base Weight in mg	
Date	Walgreens	% Change	Walgreens	% Change	Walgreens	% Change
01/2014	2,600	-10.3%	9,838	-12.0%	9,838	-12.0%
02/2014	1,600	-38.5%	6,811	-30.8%	6,811	-30.8%
03/2014	600	-62.5%	1,816	-73.3%	1,816	-73.3%
04/2014	0	-100.0%	0	-100.0%	0	-100.0%
05/2014	0	n/a	0	n/a	0	n/a
06/2014	0	n/a	0	n/a	0	n/a
07/2014	0	n/a	0	n/a	0	n/a
08/2014	0	n/a	0	n/a	0	n/a
09/2014	0	n/a	0	n/a	0	n/a
10/2014	0	n/a	0	n/a	0	n/a
11/2014	0	n/a	0	n/a	0	n/a
12/2014	0	n/a	0	n/a	0	n/a
01/2015	0	n/a	0	n/a	0	n/a
02/2015	0	n/a	0	n/a	0	n/a
03/2015	0	n/a	0	n/a	0	n/a
04/2015	0	n/a	0	n/a	0	n/a
05/2015	0	n/a	0	n/a	0	n/a
06/2015	0	n/a	0	n/a	0	n/a
07/2015	0	n/a	0	n/a	0	n/a
08/2015	0	n/a	0	n/a	0	n/a
09/2015	0	n/a	0	n/a	0	n/a
10/2015	0	n/a	0	n/a	0	n/a
11/2015	0	n/a	0	n/a	0	n/a
12/2015	0	n/a	0	n/a	0	n/a

Data source: ARCOS (2006-2014) and Defendant Distribution Data (Walgreens 1/2006 - 3/2014)

Walgreens # 05618 (10/2001 to 2/2017)
DEA: BW7244053
100 Sansome St
San Francisco, CA 94104

Walgreen Co Hydrocodone Shipments to Walgreens # 05618

	Dosage Units		MME		Drug Base Weight in mg	
Date	Walgreens	% Change	Walgreens	% Change	Walgreens	% Change
1996	0		0		0	
1997	0	n/a	0	n/a	0	n/a
1998	0	n/a	0	n/a	0	n/a
1999	0	n/a	0	n/a	0	n/a
2000	0	n/a	0	n/a	0	n/a
2001	0	n/a	0	n/a	0	n/a
2002	0	n/a	0	n/a	0	n/a
2003	0	n/a	0	n/a	0	n/a
2004	0	n/a	0	n/a	0	n/a
2005	0	n/a	0	n/a	0	n/a
2006	32,100	n/a	124,199	n/a	124,199	n/a
2007	54,300	69.2%	234,389	88.7%	234,389	88.7%
2008	47,800	-12.0%	219,890	-6.2%	219,890	-6.2%
2009	51,800	8.4%	242,186	10.1%	242,186	10.1%
2010	50,040	-3.4%	233,845	-3.4%	233,845	-3.4%
2011	42,300	-15.5%	189,892	-18.8%	189,892	-18.8%
2012	30,600	-27.7%	125,164	-34.1%	125,164	-34.1%
2013	29,100	-4.9%	119,485	-4.5%	119,485	-4.5%
2014	4,800	-83.5%	18,465	-84.5%	18,465	-84.5%
2015	0	-100.0%	0	-100.0%	0	-100.0%
2016	0	n/a	0	n/a	0	n/a
2017	0	n/a	0	n/a	0	n/a
2018	0	n/a	0	n/a	0	n/a
2019	0	n/a	0	n/a	0	n/a
Total	**342,840**		**1,507,514**		**1,507,514**	

Data source: ARCOS (2006-2014) and Defendant Distribution Data (Walgreens 1/2006 - 3/2014)

Walgreens # 05618 (10/2001 to 2/2017)
DEA: BW7244053
100 Sansome St
San Francisco, CA 94104

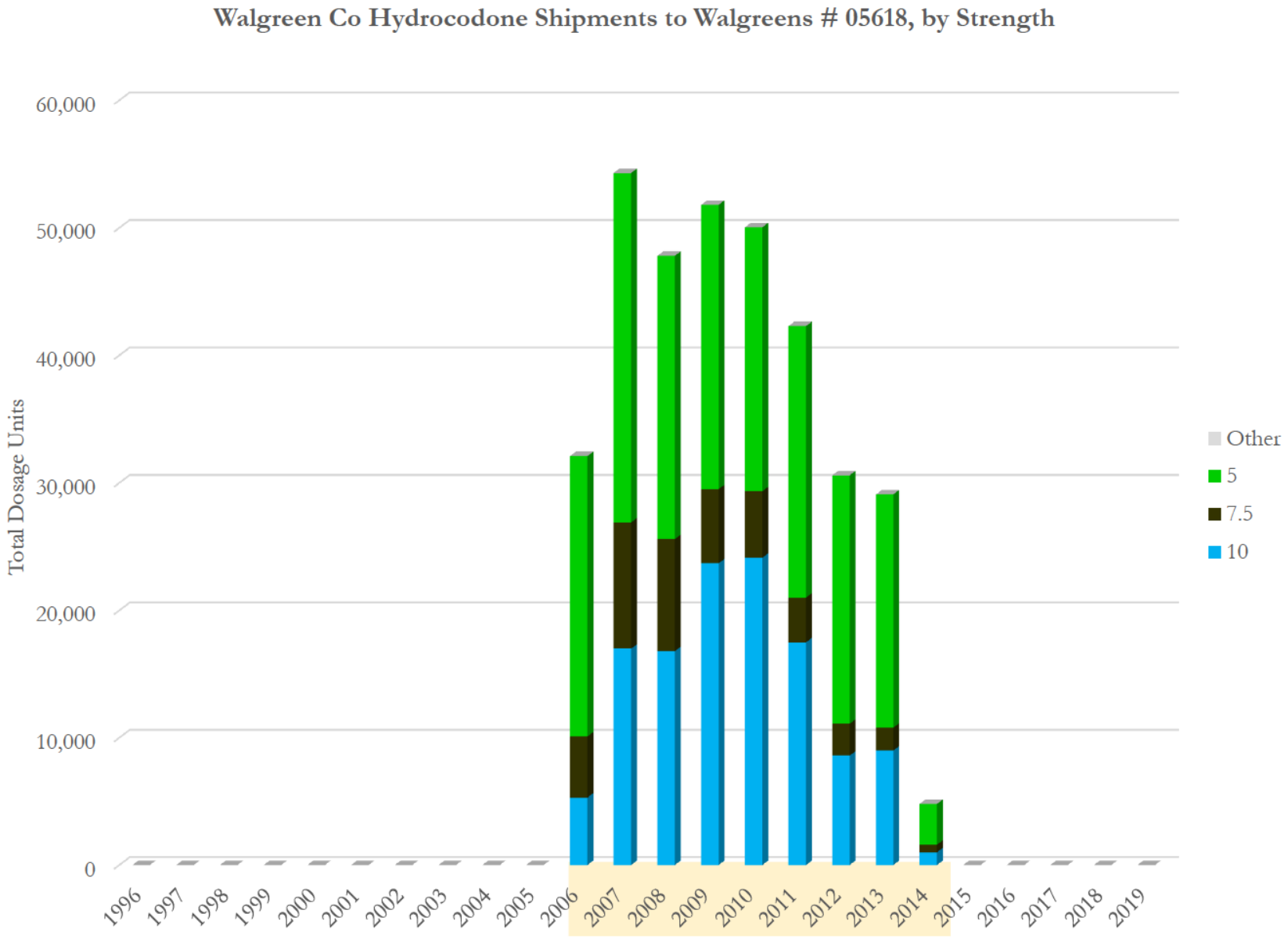

Data source: ARCOS (2006-2014) and Defendant Distribution Data (Walgreens 1/2006 - 3/2014)

Walgreens # 05618 (10/2001 to 2/2017)
DEA: BW7244053
100 Sansome St
San Francisco, CA 94104

Walgreen Co Hydrocodone Shipments to Walgreens # 05618, by Strength

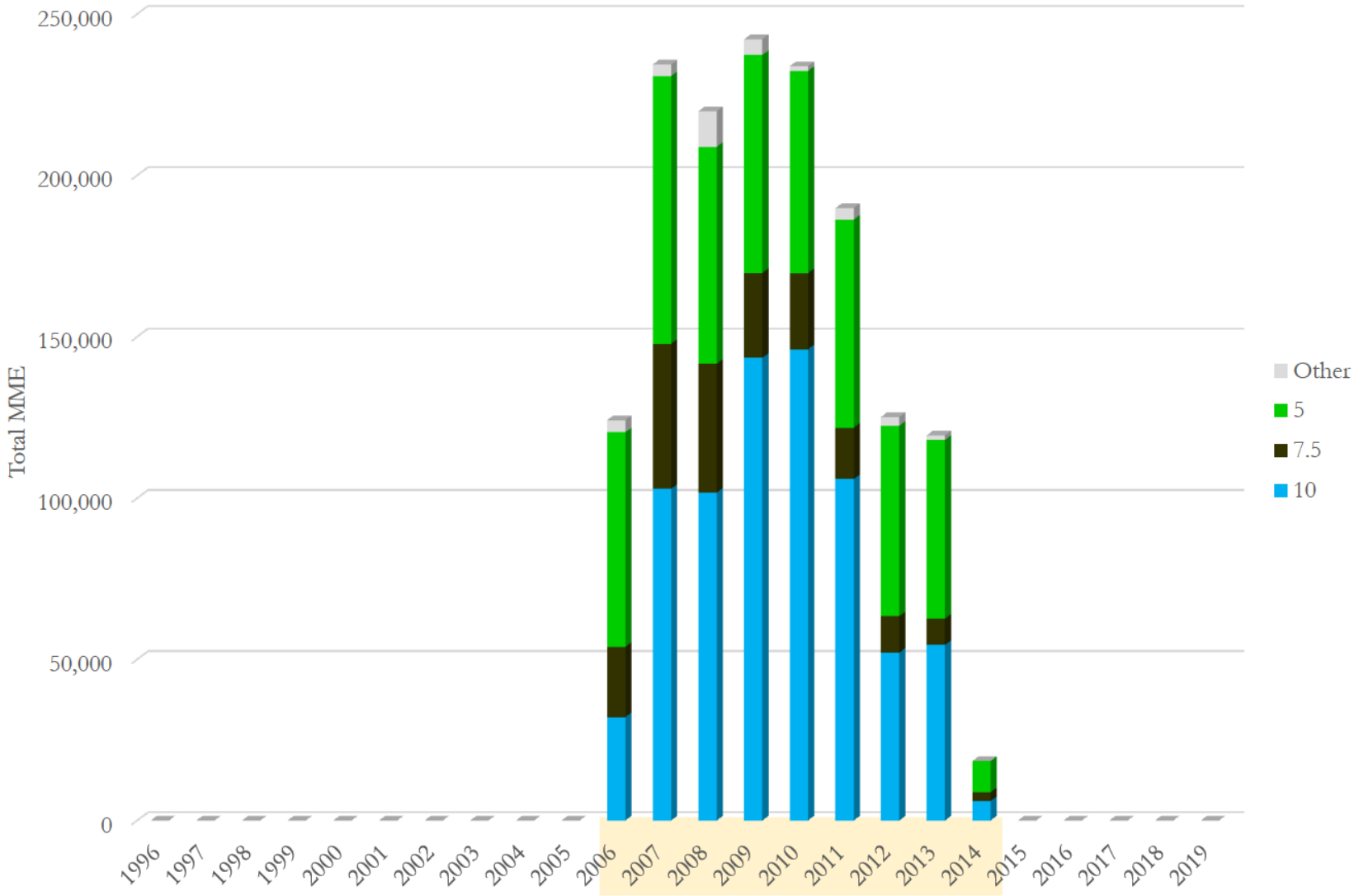

Data source: ARCOS (2006-2014) and Defendant Distribution Data (Walgreens 1/2006 - 3/2014)

Walgreens # 05618 (10/2001 to 2/2017)
DEA: BW7244053
100 Sansome St
San Francisco, CA 94104

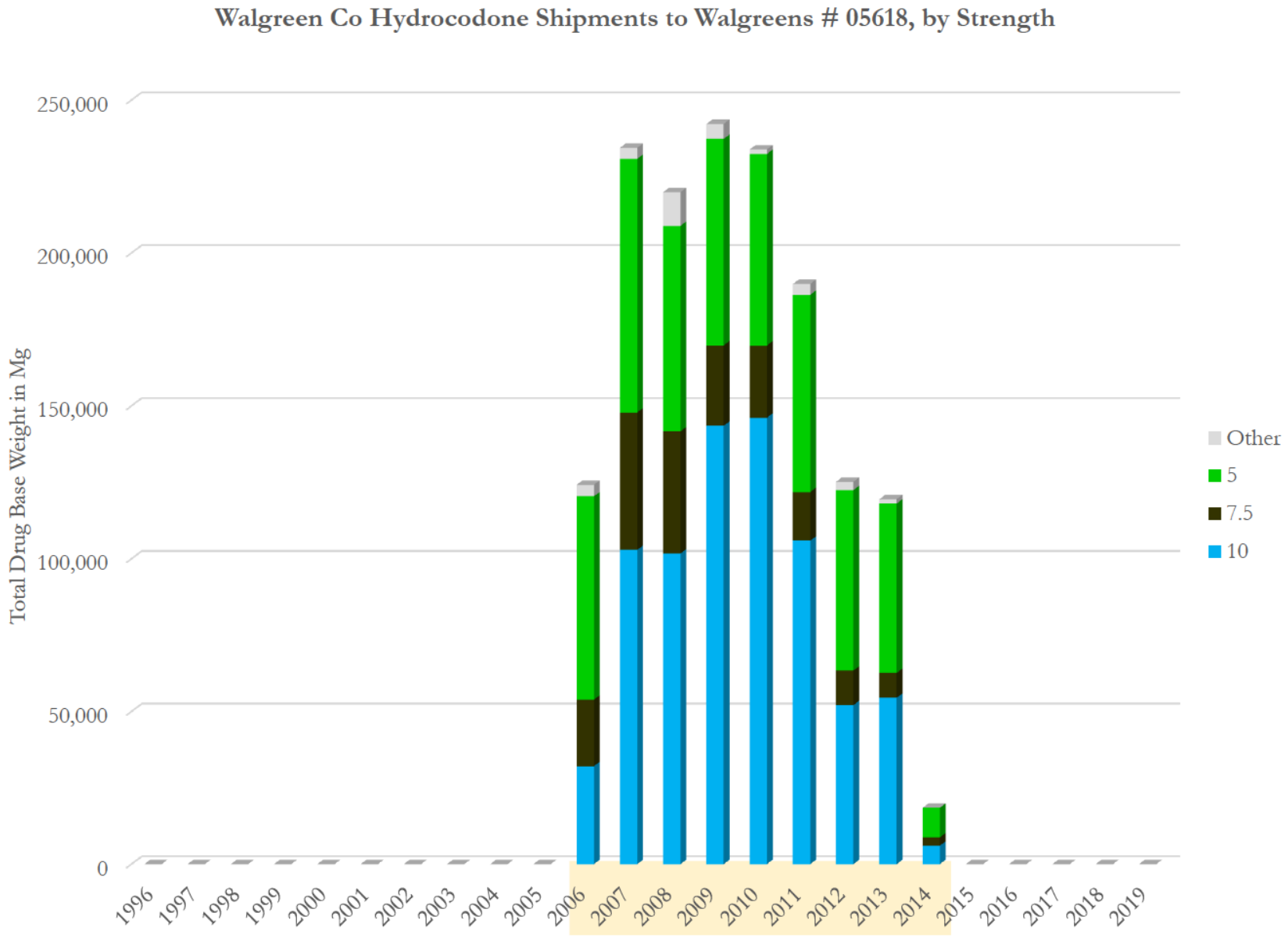

Data source: ARCOS (2006-2014) and Defendant Distribution Data (Walgreens 1/2006 - 3/2014)

Walgreens # 05618 (10/2001 to 2/2017)
DEA: BW7244053
100 Sansome St
San Francisco, CA 94104

Walgreen Co Hydrocodone Shipments to Walgreens # 05618, by Strength
(Total Dosage Units)

Strength Year\	10	7.5	5	Other	Total	Avg. Str
1996	0	0	0	0	**0**	
1997	0	0	0	0	**0**	
1998	0	0	0	0	**0**	
1999	0	0	0	0	**0**	
2000	0	0	0	0	**0**	
2001	0	0	0	0	**0**	
2002	0	0	0	0	**0**	
2003	0	0	0	0	**0**	
2004	0	0	0	0	**0**	
2005	0	0	0	0	**0**	
2006	5,300	4,800	22,000	0	**32,100**	6.20
2007	17,000	9,900	27,400	0	**54,300**	7.02
2008	16,800	8,800	22,200	0	**47,800**	7.22
2009	23,700	5,800	22,300	0	**51,800**	7.57
2010	24,140	5,200	20,700	0	**50,040**	7.67
2011	17,500	3,500	21,300	0	**42,300**	7.28
2012	8,600	2,500	19,500	0	**30,600**	6.61
2013	9,000	1,800	18,300	0	**29,100**	6.70
2014	1,000	600	3,200	0	**4,800**	6.35
2015	0	0	0	0	**0**	
2016	0	0	0	0	**0**	
2017	0	0	0	0	**0**	
2018	0	0	0	0	**0**	
2019	0	0	0	0	**0**	
Total	**123,040**	**42,900**	**176,900**	**0**	**342,840**	7.11

Data source: ARCOS (2006-2014) and Defendant Distribution Data (Walgreens 1/2006 - 3/2014)

Walgreens # 05618 (10/2001 to 2/2017)
DEA: BW7244053
100 Sansome St
San Francisco, CA 94104

Walgreen Co Hydrocodone Shipments to Walgreens # 05618, by Strength (Total MME)

Strength Year\	10	7.5	5	Other	Total	Avg. Str
1996	0	0	0	0	**0**	
1997	0	0	0	0	**0**	
1998	0	0	0	0	**0**	
1999	0	0	0	0	**0**	
2000	0	0	0	0	**0**	
2001	0	0	0	0	**0**	
2002	0	0	0	0	**0**	
2003	0	0	0	0	**0**	
2004	0	0	0	0	**0**	
2005	0	0	0	0	**0**	
2006	32,086	21,794	66,594	3,724	**124,199**	6.20
2007	102,918	44,951	82,940	3,581	**234,389**	7.02
2008	101,707	39,956	67,199	11,027	**219,890**	7.22
2009	143,480	26,335	67,502	4,869	**242,186**	7.57
2010	146,144	23,611	62,659	1,432	**233,845**	7.67
2011	105,945	15,892	64,475	3,581	**189,892**	7.28
2012	52,064	11,351	59,027	2,721	**125,164**	6.61
2013	54,486	8,173	55,394	1,432	**119,485**	6.70
2014	6,054	2,724	9,686	0	**18,465**	6.35
2015	0	0	0	0	**0**	
2016	0	0	0	0	**0**	
2017	0	0	0	0	**0**	
2018	0	0	0	0	**0**	
2019	0	0	0	0	**0**	
Total	**744,884**	**194,787**	**535,476**	**32,366**	**1,507,514**	7.11

Data source: ARCOS (2006-2014) and Defendant Distribution Data (Walgreens 1/2006 - 3/2014)

Walgreens # 05618 (10/2001 to 2/2017)
DEA: BW7244053
100 Sansome St
San Francisco, CA 94104

Walgreen Co Hydrocodone Shipments to Walgreens # 05618, by Strength
(Total Drug Base Weight in Milligram)

Strength Year\	10	7.5	5	Other	Total	Avg. Str
1996	0	0	0	0	**0**	
1997	0	0	0	0	**0**	
1998	0	0	0	0	**0**	
1999	0	0	0	0	**0**	
2000	0	0	0	0	**0**	
2001	0	0	0	0	**0**	
2002	0	0	0	0	**0**	
2003	0	0	0	0	**0**	
2004	0	0	0	0	**0**	
2005	0	0	0	0	**0**	
2006	32,086	21,794	66,594	3,724	**124,199**	6.20
2007	102,918	44,951	82,940	3,581	**234,389**	7.02
2008	101,707	39,956	67,199	11,027	**219,890**	7.22
2009	143,480	26,335	67,502	4,869	**242,186**	7.57
2010	146,144	23,611	62,659	1,432	**233,845**	7.67
2011	105,945	15,892	64,475	3,581	**189,892**	7.28
2012	52,064	11,351	59,027	2,721	**125,164**	6.61
2013	54,486	8,173	55,394	1,432	**119,485**	6.70
2014	6,054	2,724	9,686	0	**18,465**	6.35
2015	0	0	0	0	**0**	
2016	0	0	0	0	**0**	
2017	0	0	0	0	**0**	
2018	0	0	0	0	**0**	
2019	0	0	0	0	**0**	
Total	**744,884**	**194,787**	**535,476**	**32,366**	**1,507,514**	7.11

Data source: ARCOS (2006-2014) and Defendant Distribution Data (Walgreens 1/2006 - 3/2014)

Walgreens # 03383 (8/1996 to 12/2017)
DEA: BW4946969
141 Kearny St
San Francisco, CA 94108

Walgreen Co Oxycodone Shipments to Walgreens # 03383

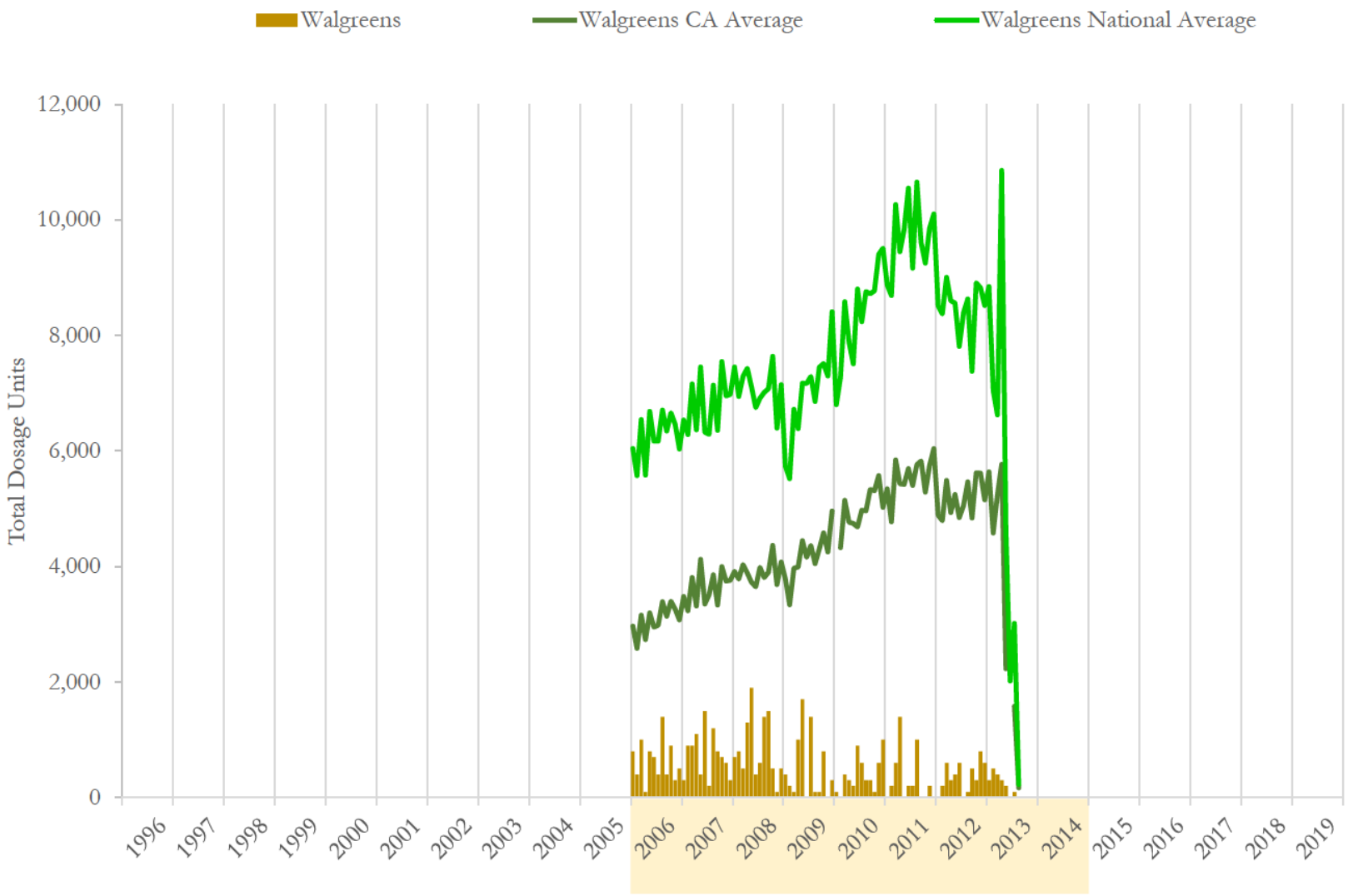

National and state averages reflect oxycodone shipped from Walgreen Co to all active pharmacies each month.
Data source: ARCOS (2006-2014) and Defendant Distribution Data (Walgreens 1/2006 - 3/2014)

Walgreens # 03383 (8/1996 to 12/2017)
DEA: BW4946969
141 Kearny St
San Francisco, CA 94108

Walgreen Co Oxycodone Shipments to Walgreens # 03383

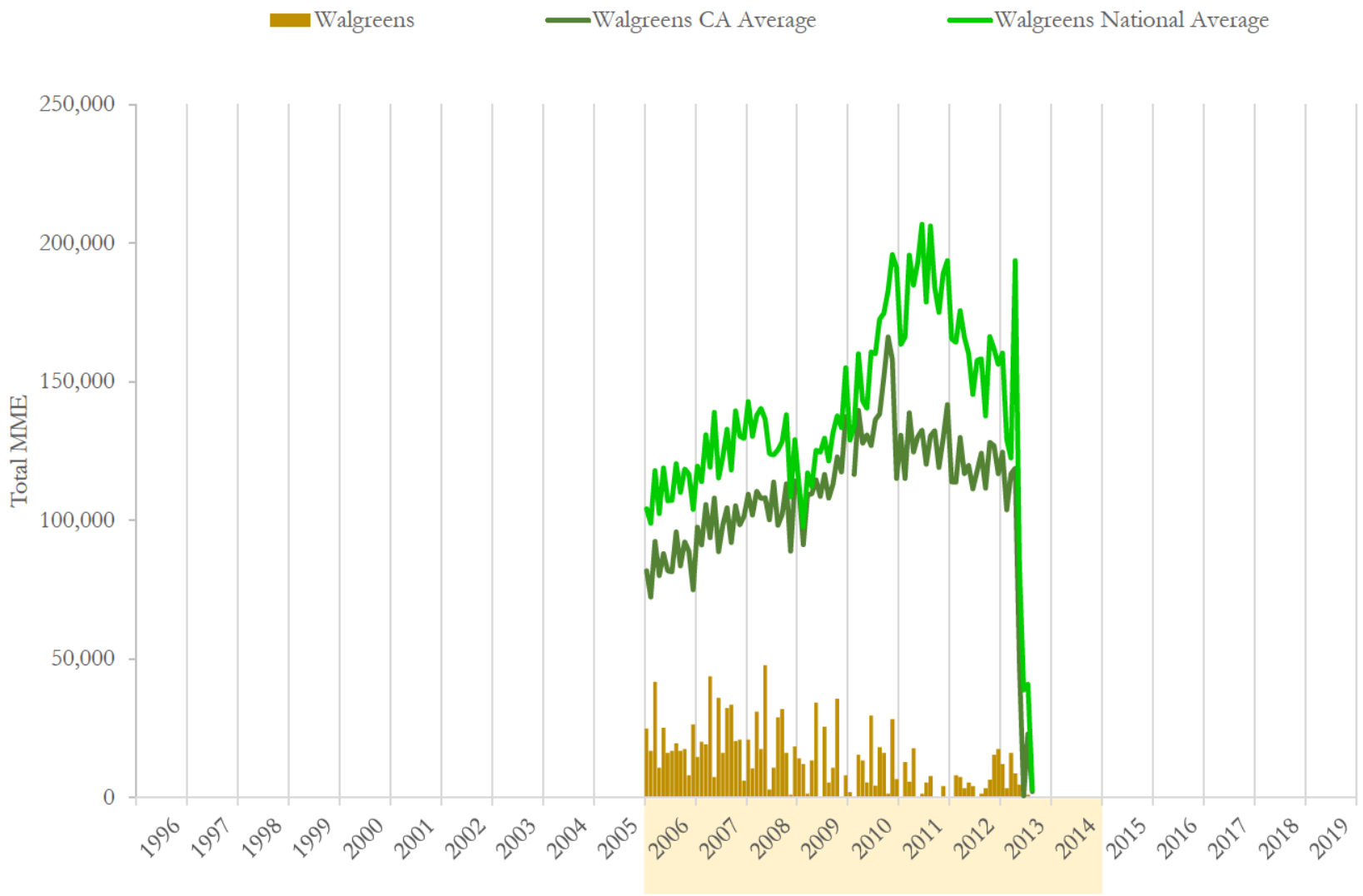

National and state averages reflect oxycodone shipped from Walgreen Co to all active pharmacies each month.
Data source: ARCOS (2006-2014) and Defendant Distribution Data (Walgreens 1/2006 - 3/2014)

Walgreens # 03383 (8/1996 to 12/2017)
DEA: BW4946969
141 Kearny St
San Francisco, CA 94108

Walgreen Co Oxycodone Shipments to Walgreens # 03383

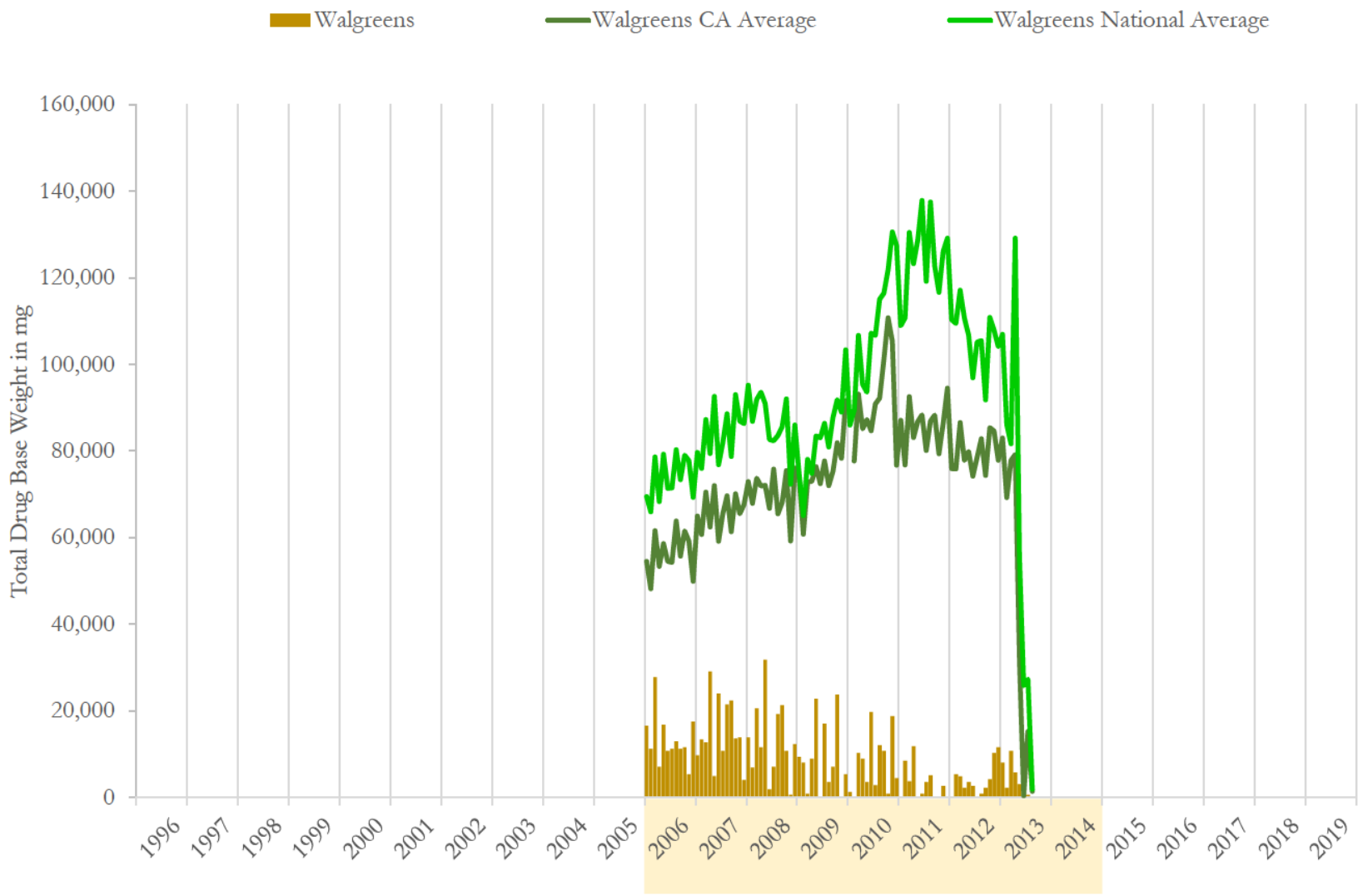

National and state averages reflect oxycodone shipped from Walgreen Co to all active pharmacies each month.
Data source: ARCOS (2006-2014) and Defendant Distribution Data (Walgreens 1/2006 - 3/2014)

Walgreens # 03383 (8/1996 to 12/2017)
DEA: BW4946969
141 Kearny St
San Francisco, CA 94108

Walgreen Co Oxycodone Shipments to Walgreens # 03383

	Dosage Units		MME		Drug Base Weight in mg	
Date	Walgreens	% Change	Walgreens	% Change	Walgreens	% Change
01/2006	800	n/a	24,878	n/a	16,585	n/a
02/2006	400	-50.0%	16,809	-32.4%	11,206	-32.4%
03/2006	1,000	150.0%	41,687	148.0%	27,792	148.0%
04/2006	100	-90.0%	10,758	-74.2%	7,172	-74.2%
05/2006	800	700.0%	25,214	134.4%	16,809	134.4%
06/2006	700	-12.5%	16,137	-36.0%	10,758	-36.0%
07/2006	400	-42.9%	16,809	4.2%	11,206	4.2%
08/2006	1,400	250.0%	19,499	16.0%	12,999	16.0%
09/2006	400	-71.4%	16,809	-13.8%	11,206	-13.8%
10/2006	900	125.0%	17,482	4.0%	11,655	4.0%
11/2006	300	-66.7%	8,069	-53.8%	5,379	-53.8%
12/2006	500	66.7%	26,346	226.5%	17,564	226.5%
01/2007	300	-40.0%	14,612	-44.5%	9,741	-44.5%
02/2007	900	200.0%	20,171	38.0%	13,448	38.0%
03/2007	900	0.0%	19,163	-5.0%	12,775	-5.0%
04/2007	1,100	22.2%	43,704	128.1%	29,136	128.1%
05/2007	400	-63.6%	7,443	-83.0%	4,962	-83.0%
06/2007	1,500	275.0%	35,972	383.3%	23,981	383.3%
07/2007	200	-86.7%	16,137	-55.1%	10,758	-55.1%
08/2007	1,200	500.0%	32,321	100.3%	21,547	100.3%
09/2007	800	-33.3%	33,552	3.8%	22,368	3.8%
10/2007	700	-12.5%	20,440	-39.1%	13,627	-39.1%
11/2007	600	-14.3%	20,844	2.0%	13,896	2.0%
12/2007	300	-50.0%	6,051	-71.0%	4,034	-71.0%

Data source: ARCOS (2006-2014) and Defendant Distribution Data (Walgreens 1/2006 - 3/2014)

Walgreens # 03383 (8/1996 to 12/2017)
DEA: BW4946969
141 Kearny St
San Francisco, CA 94108

Walgreen Co Oxycodone Shipments to Walgreens # 03383

	Dosage Units		MME		Drug Base Weight in mg	
Date	Walgreens	% Change	Walgreens	% Change	Walgreens	% Change
01/2008	700	133.3%	20,844	244.4%	13,896	244.4%
02/2008	800	14.3%	10,422	-50.0%	6,948	-50.0%
03/2008	500	-37.5%	30,929	196.8%	20,620	196.8%
04/2008	1,300	160.0%	17,482	-43.5%	11,655	-43.5%
05/2008	1,900	46.2%	47,738	173.1%	31,826	173.1%
06/2008	400	-78.9%	2,891	-93.9%	1,927	-93.9%
07/2008	600	50.0%	10,758	272.1%	7,172	272.1%
08/2008	1,400	133.3%	28,912	168.8%	19,275	168.8%
09/2008	1,500	7.1%	31,938	10.5%	21,292	10.5%
10/2008	500	-66.7%	16,137	-49.5%	10,758	-49.5%
11/2008	100	-80.0%	1,009	-93.8%	672	-93.8%
12/2008	500	400.0%	18,490	1733.3%	12,327	1733.3%
01/2009	400	-20.0%	14,120	-23.6%	9,413	-23.6%
02/2009	200	-50.0%	12,103	-14.3%	8,069	-14.3%
03/2009	100	-50.0%	1,345	-88.9%	897	-88.9%
04/2009	1,000	900.0%	13,448	900.0%	8,965	900.0%
05/2009	1,700	70.0%	34,291	155.0%	22,861	155.0%
06/2009	0	-100.0%	0	-100.0%	0	-100.0%
07/2009	1,400	n/a	25,550	n/a	17,034	n/a
08/2009	100	-92.9%	5,379	-78.9%	3,586	-78.9%
09/2009	100	0.0%	10,758	100.0%	7,172	100.0%
10/2009	800	700.0%	35,636	231.3%	23,757	231.3%
11/2009	0	-100.0%	0	-100.0%	0	-100.0%
12/2009	300	n/a	8,069	n/a	5,379	n/a

Data source: ARCOS (2006-2014) and Defendant Distribution Data (Walgreens 1/2006 - 3/2014)

Walgreen Co Oxycodone Shipments to Walgreens # 03383

	Dosage Units		MME		Drug Base Weight in mg	
Date	Walgreens	% Change	Walgreens	% Change	Walgreens	% Change
01/2010	100	-66.7%	2,017	-75.0%	1,345	-75.0%
02/2010	0	-100.0%	0	-100.0%	0	-100.0%
03/2010	400	n/a	15,465	n/a	10,310	n/a
04/2010	300	-25.0%	13,448	-13.0%	8,965	-13.0%
05/2010	200	-33.3%	5,379	-60.0%	3,586	-60.0%
06/2010	900	350.0%	29,585	450.0%	19,723	450.0%
07/2010	600	-33.3%	4,370	-85.2%	2,914	-85.2%
08/2010	300	-50.0%	18,154	315.4%	12,103	315.4%
09/2010	300	0.0%	16,137	-11.1%	10,758	-11.1%
10/2010	100	-66.7%	1,345	-91.7%	897	-91.7%
11/2010	600	500.0%	28,240	2000.0%	18,827	2000.0%
12/2010	1,000	66.7%	6,724	-76.2%	4,483	-76.2%
01/2011	0	-100.0%	0	-100.0%	0	-100.0%
02/2011	200	n/a	12,775	n/a	8,517	n/a
03/2011	600	200.0%	5,648	-55.8%	3,765	-55.8%
04/2011	1,400	133.3%	17,818	215.5%	11,879	215.5%
05/2011	0	-100.0%	0	-100.0%	0	-100.0%
06/2011	200	n/a	1,345	n/a	897	n/a
07/2011	200	0.0%	5,379	300.0%	3,586	300.0%
08/2011	1,000	400.0%	7,732	43.8%	5,155	43.8%
09/2011	0	-100.0%	0	-100.0%	0	-100.0%
10/2011	0	n/a	0	n/a	0	n/a
11/2011	200	n/a	4,034	n/a	2,690	n/a
12/2011	0	-100.0%	0	-100.0%	0	-100.0%

Data source: ARCOS (2006-2014) and Defendant Distribution Data (Walgreens 1/2006 - 3/2014)

Walgreens # 03383 (8/1996 to 12/2017)
DEA: BW4946969
141 Kearny St
San Francisco, CA 94108

Walgreen Co Oxycodone Shipments to Walgreens # 03383

	Dosage Units		MME		Drug Base Weight in mg	
Date	Walgreens	% Change	Walgreens	% Change	Walgreens	% Change
01/2012	0	n/a	0	n/a	0	n/a
02/2012	200	n/a	8,069	n/a	5,379	n/a
03/2012	600	200.0%	7,396	-8.3%	4,931	-8.3%
04/2012	300	-50.0%	3,362	-54.5%	2,241	-54.5%
05/2012	400	33.3%	5,379	60.0%	3,586	60.0%
06/2012	600	50.0%	4,034	-25.0%	2,690	-25.0%
07/2012	0	-100.0%	0	-100.0%	0	-100.0%
08/2012	100	n/a	1,345	n/a	897	n/a
09/2012	500	400.0%	3,362	150.0%	2,241	150.0%
10/2012	300	-40.0%	6,388	90.0%	4,258	90.0%
11/2012	800	166.7%	15,465	142.1%	10,310	142.1%
12/2012	600	-25.0%	17,482	13.0%	11,655	13.0%
01/2013	300	-50.0%	12,103	-30.8%	8,069	-30.8%
02/2013	500	66.7%	3,362	-72.2%	2,241	-72.2%
03/2013	400	-20.0%	16,137	380.0%	10,758	380.0%
04/2013	300	-25.0%	8,741	-45.8%	5,827	-45.8%
05/2013	200	-33.3%	4,707	-46.2%	3,138	-46.2%
06/2013	0	-100.0%	0	-100.0%	0	-100.0%
07/2013	100	n/a	1,009	n/a	672	n/a
08/2013	0	-100.0%	0	-100.0%	0	-100.0%
09/2013	0	n/a	0	n/a	0	n/a
10/2013	0	n/a	0	n/a	0	n/a
11/2013	0	n/a	0	n/a	0	n/a
12/2013	0	n/a	0	n/a	0	n/a

Data source: ARCOS (2006-2014) and Defendant Distribution Data (Walgreens 1/2006 - 3/2014)

Walgreens # 03383 (8/1996 to 12/2017)
DEA: BW4946969
141 Kearny St
San Francisco, CA 94108

Walgreen Co Oxycodone Shipments to Walgreens # 03383

	Dosage Units		MME		Drug Base Weight in mg	
Date	Walgreens	% Change	Walgreens	% Change	Walgreens	% Change
1996	0		0		0	
1997	0	n/a	0	n/a	0	n/a
1998	0	n/a	0	n/a	0	n/a
1999	0	n/a	0	n/a	0	n/a
2000	0	n/a	0	n/a	0	n/a
2001	0	n/a	0	n/a	0	n/a
2002	0	n/a	0	n/a	0	n/a
2003	0	n/a	0	n/a	0	n/a
2004	0	n/a	0	n/a	0	n/a
2005	0	n/a	0	n/a	0	n/a
2006	7,700	n/a	240,497	n/a	160,331	n/a
2007	8,900	15.6%	270,410	12.4%	180,273	12.4%
2008	10,200	14.6%	237,550	-12.2%	158,366	-12.2%
2009	6,100	-40.2%	160,698	-32.4%	107,132	-32.4%
2010	4,800	-21.3%	140,863	-12.3%	93,908	-12.3%
2011	3,800	-20.8%	54,731	-61.1%	36,488	-61.1%
2012	4,400	15.8%	72,280	32.1%	48,187	32.1%
2013	1,800	-59.1%	46,058	-36.3%	30,705	-36.3%
2014	0	-100.0%	0	-100.0%	0	-100.0%
2015	0	n/a	0	n/a	0	n/a
2016	0	n/a	0	n/a	0	n/a
2017	0	n/a	0	n/a	0	n/a
2018	0	n/a	0	n/a	0	n/a
2019	0	n/a	0	n/a	0	n/a
Total	**47,700**		**1,223,086**		**815,391**	

Data source: ARCOS (2006-2014) and Defendant Distribution Data (Walgreens 1/2006 - 3/2014)

Walgreens # 03383 (8/1996 to 12/2017)
DEA: BW4946969
141 Kearny St
San Francisco, CA 94108

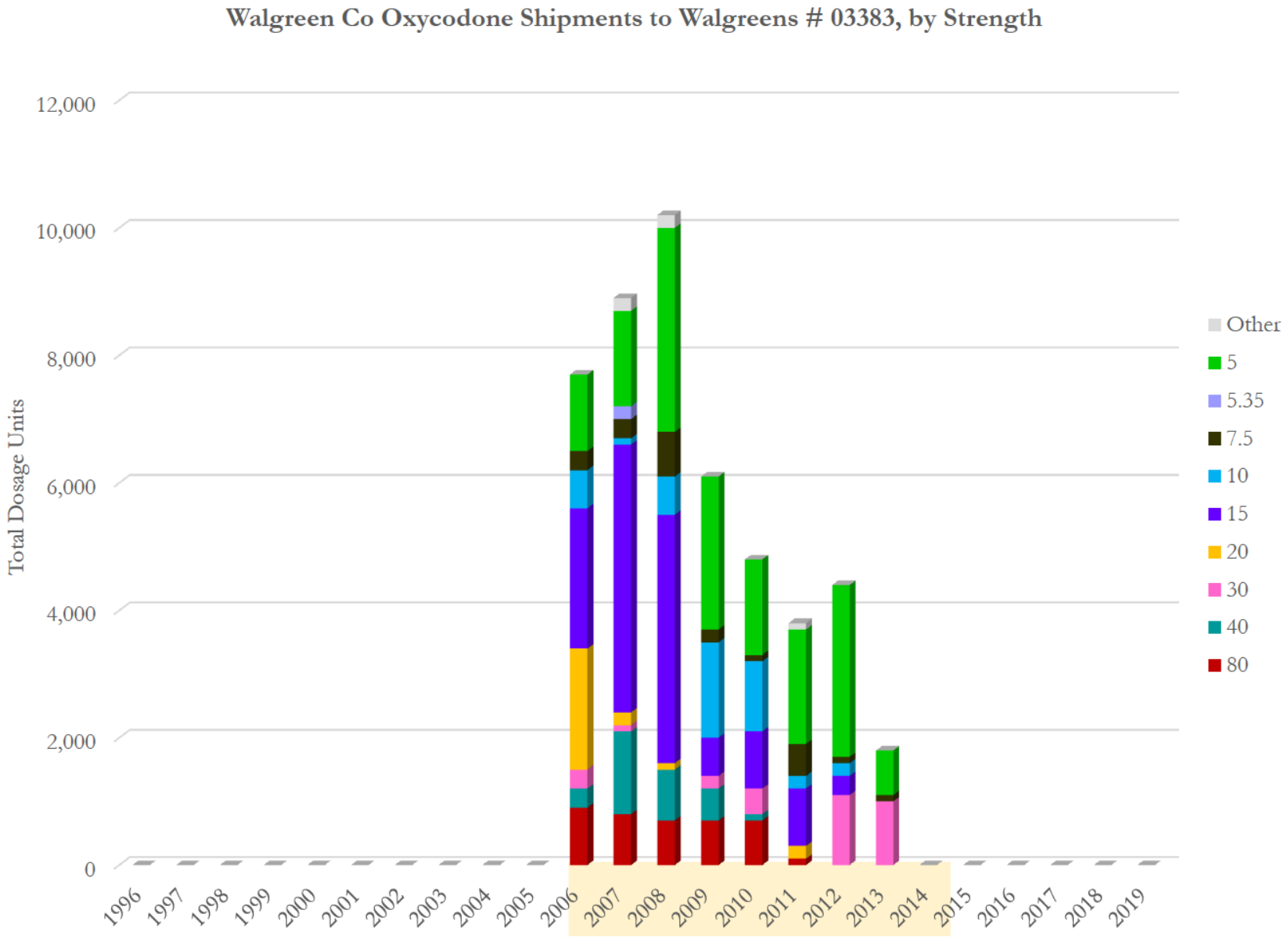

Data source: ARCOS (2006-2014) and Defendant Distribution Data (Walgreens 1/2006 - 3/2014)

Walgreens # 03383 (8/1996 to 12/2017)
DEA: BW4946969
141 Kearny St
San Francisco, CA 94108

Walgreen Co Oxycodone Shipments to Walgreens # 03383, by Strength

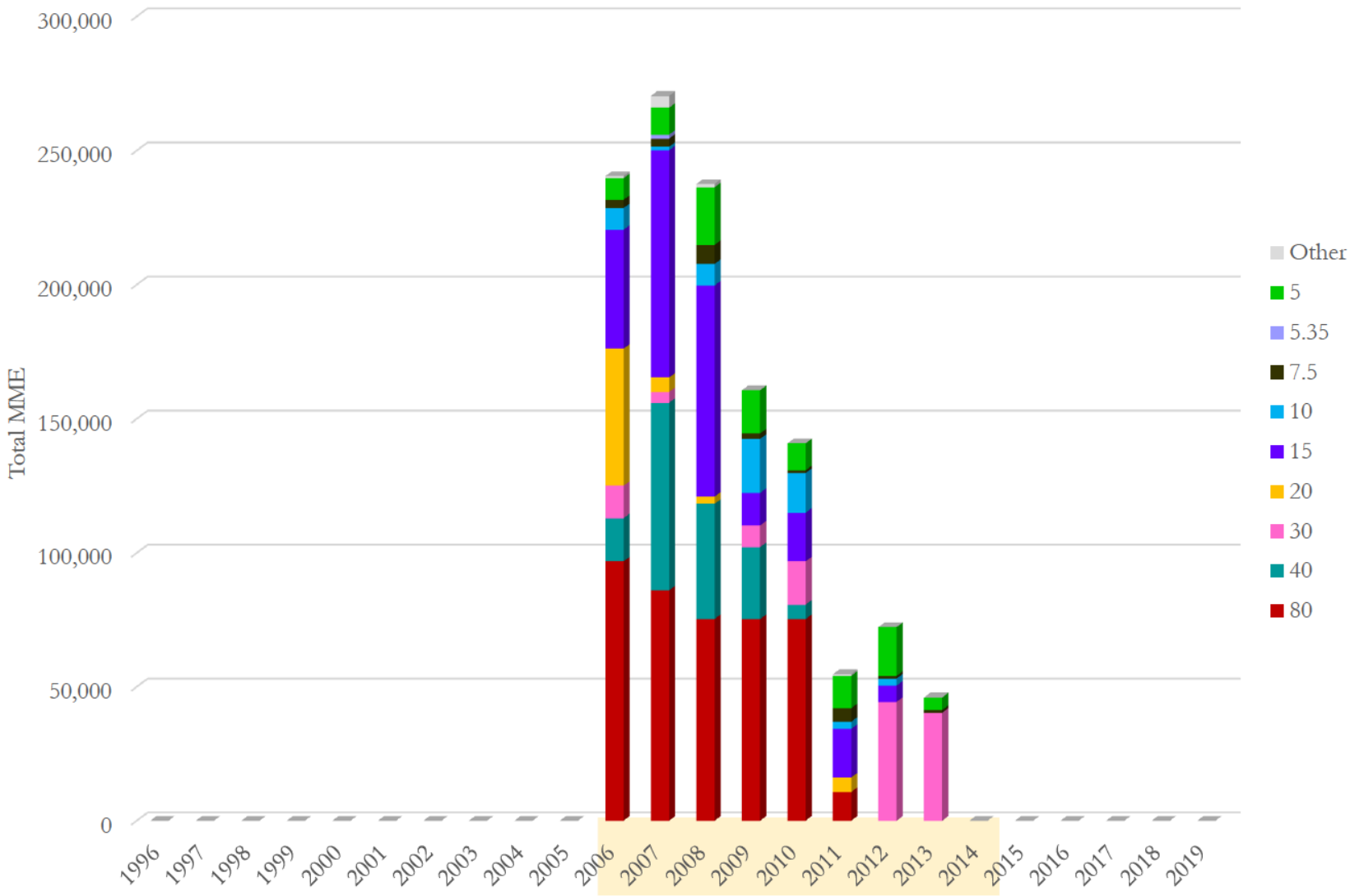

Data source: ARCOS (2006-2014) and Defendant Distribution Data (Walgreens 1/2006 - 3/2014)

Walgreens # 03383 (8/1996 to 12/2017)
DEA: BW4946969
141 Kearny St
San Francisco, CA 94108

Walgreen Co Oxycodone Shipments to Walgreens # 03383, by Strength

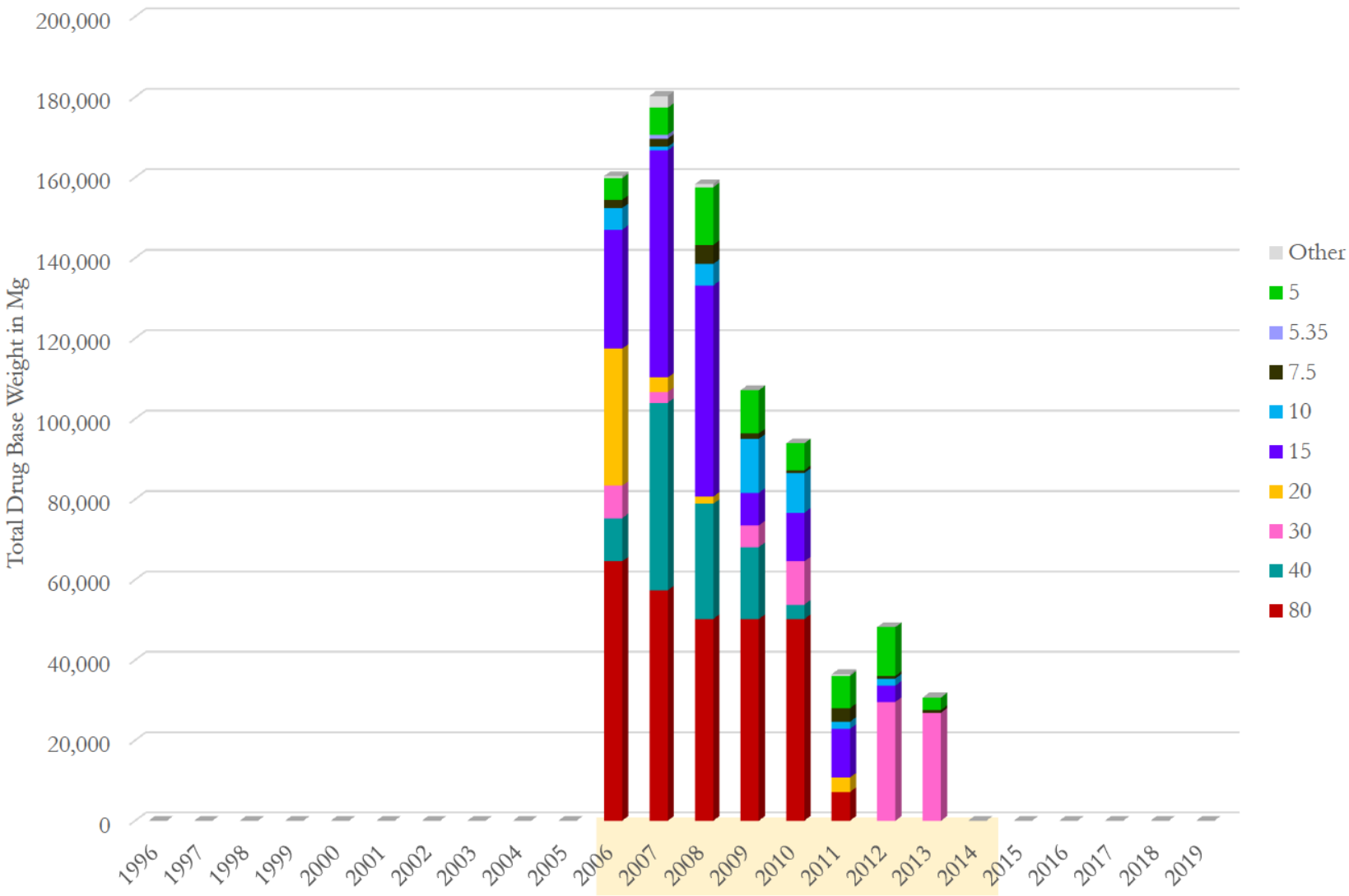

Data source: ARCOS (2006-2014) and Defendant Distribution Data (Walgreens 1/2006 - 3/2014)

Walgreens # 03383 (8/1996 to 12/2017)
DEA: BW4946969
141 Kearny St
San Francisco, CA 94108

Walgreen Co Oxycodone Shipments to Walgreens # 03383, by Strength
(Total Dosage Units)

Strength Year\	80	40	30	20	15	10	7.5	5.35	5	Other	Total	Avg. Str
1996	0	0	0	0	0	0	0	0	0	0	**0**	
1997	0	0	0	0	0	0	0	0	0	0	**0**	
1998	0	0	0	0	0	0	0	0	0	0	**0**	
1999	0	0	0	0	0	0	0	0	0	0	**0**	
2000	0	0	0	0	0	0	0	0	0	0	**0**	
2001	0	0	0	0	0	0	0	0	0	0	**0**	
2002	0	0	0	0	0	0	0	0	0	0	**0**	
2003	0	0	0	0	0	0	0	0	0	0	**0**	
2004	0	0	0	0	0	0	0	0	0	0	**0**	
2005	0	0	0	0	0	0	0	0	0	0	**0**	
2006	900	300	300	1,900	2,200	600	300	0	1,200	0	**7,700**	23.15
2007	800	1,300	100	200	4,200	100	300	200	1,500	200	**8,900**	22.74
2008	700	800	0	100	3,900	600	700	0	3,200	200	**10,200**	17.58
2009	700	500	200	0	600	1,500	200	0	2,400	0	**6,100**	19.59
2010	700	100	400	0	900	1,100	100	0	1,500	0	**4,800**	21.82
2011	100	0	0	200	900	200	500	0	1,800	100	**3,800**	10.88
2012	0	0	1,100	0	300	200	100	0	2,700	0	**4,400**	12.22
2013	0	0	1,000	0	0	0	100	0	700	0	**1,800**	19.03
2014	0	0	0	0	0	0	0	0	0	0	**0**	
2015	0	0	0	0	0	0	0	0	0	0	**0**	
2016	0	0	0	0	0	0	0	0	0	0	**0**	
2017	0	0	0	0	0	0	0	0	0	0	**0**	
2018	0	0	0	0	0	0	0	0	0	0	**0**	
2019	0	0	0	0	0	0	0	0	0	0	**0**	
Total	**3,900**	**3,000**	**3,100**	**2,400**	**13,000**	**4,300**	**2,300**	**200**	**15,000**	**500**	**47,700**	19.16

Data source: ARCOS (2006-2014) and Defendant Distribution Data (Walgreens 1/2006 - 3/2014)

Walgreens # 03383 (8/1996 to 12/2017)
DEA: BW4946969
141 Kearny St
San Francisco, CA 94108

Walgreen Co Oxycodone Shipments to Walgreens # 03383, by Strength (Total MME)

Strength Year\	80	40	30	20	15	10	7.5	5.35	5	Other	Total	Avg. Str
1996	0	0	0	0	0	0	0	0	0	0	**0**	
1997	0	0	0	0	0	0	0	0	0	0	**0**	
1998	0	0	0	0	0	0	0	0	0	0	**0**	
1999	0	0	0	0	0	0	0	0	0	0	**0**	
2000	0	0	0	0	0	0	0	0	0	0	**0**	
2001	0	0	0	0	0	0	0	0	0	0	**0**	
2002	0	0	0	0	0	0	0	0	0	0	**0**	
2003	0	0	0	0	0	0	0	0	0	0	**0**	
2004	0	0	0	0	0	0	0	0	0	0	**0**	
2005	0	0	0	0	0	0	0	0	0	0	**0**	
2006	96,822	16,137	12,103	51,101	44,377	8,069	3,026	0	8,069	795	**240,497**	23.15
2007	86,064	69,927	4,034	5,379	84,719	1,345	3,026	1,439	10,086	4,392	**270,410**	22.74
2008	75,306	43,032	0	2,690	78,668	8,069	7,060	0	21,516	1,210	**237,550**	17.58
2009	75,306	26,895	8,069	0	12,103	20,171	2,017	0	16,137	0	**160,698**	19.59
2010	75,306	5,379	16,137	0	18,154	14,792	1,009	0	10,086	0	**140,863**	21.82
2011	10,758	0	0	5,379	18,154	2,690	5,043	0	12,103	605	**54,731**	10.88
2012	0	0	44,377	0	6,051	2,690	1,009	0	18,154	0	**72,280**	12.22
2013	0	0	40,343	0	0	0	1,009	0	4,707	0	**46,058**	19.03
2014	0	0	0	0	0	0	0	0	0	0	**0**	
2015	0	0	0	0	0	0	0	0	0	0	**0**	
2016	0	0	0	0	0	0	0	0	0	0	**0**	
2017	0	0	0	0	0	0	0	0	0	0	**0**	
2018	0	0	0	0	0	0	0	0	0	0	**0**	
2019	0	0	0	0	0	0	0	0	0	0	**0**	
Total	**419,562**	**161,370**	**125,062**	**64,548**	**262,226**	**57,824**	**23,197**	**1,439**	**100,856**	**7,003**	**1,223,086**	19.16

Data source: ARCOS (2006-2014) and Defendant Distribution Data (Walgreens 1/2006 - 3/2014)

Walgreens # 03383 (8/1996 to 12/2017)
DEA: BW4946969
141 Kearny St
San Francisco, CA 94108

Walgreen Co Oxycodone Shipments to Walgreens # 03383, by Strength
(Total Drug Base Weight in Milligram)

Strength Year\	80	40	30	20	15	10	7.5	5.35	5	Other	Total	Avg. Str
1996	0	0	0	0	0	0	0	0	0	0	**0**	
1997	0	0	0	0	0	0	0	0	0	0	**0**	
1998	0	0	0	0	0	0	0	0	0	0	**0**	
1999	0	0	0	0	0	0	0	0	0	0	**0**	
2000	0	0	0	0	0	0	0	0	0	0	**0**	
2001	0	0	0	0	0	0	0	0	0	0	**0**	
2002	0	0	0	0	0	0	0	0	0	0	**0**	
2003	0	0	0	0	0	0	0	0	0	0	**0**	
2004	0	0	0	0	0	0	0	0	0	0	**0**	
2005	0	0	0	0	0	0	0	0	0	0	**0**	
2006	64,548	10,758	8,069	34,067	29,585	5,379	2,017	0	5,379	530	**160,331**	23.15
2007	57,376	46,618	2,690	3,586	56,480	897	2,017	959	6,724	2,928	**180,273**	22.74
2008	50,204	28,688	0	1,793	52,445	5,379	4,707	0	14,344	807	**158,366**	17.58
2009	50,204	17,930	5,379	0	8,069	13,448	1,345	0	10,758	0	**107,132**	19.59
2010	50,204	3,586	10,758	0	12,103	9,862	672	0	6,724	0	**93,908**	21.82
2011	7,172	0	0	3,586	12,103	1,793	3,362	0	8,069	403	**36,488**	10.88
2012	0	0	29,585	0	4,034	1,793	672	0	12,103	0	**48,187**	12.22
2013	0	0	26,895	0	0	0	672	0	3,138	0	**30,705**	19.03
2014	0	0	0	0	0	0	0	0	0	0	**0**	
2015	0	0	0	0	0	0	0	0	0	0	**0**	
2016	0	0	0	0	0	0	0	0	0	0	**0**	
2017	0	0	0	0	0	0	0	0	0	0	**0**	
2018	0	0	0	0	0	0	0	0	0	0	**0**	
2019	0	0	0	0	0	0	0	0	0	0	**0**	
Total	**279,708**	**107,580**	**83,375**	**43,032**	**174,818**	**38,550**	**15,465**	**959**	**67,237**	**4,668**	**815,391**	19.16

Data source: ARCOS (2006-2014) and Defendant Distribution Data (Walgreens 1/2006 - 3/2014)

Walgreens # 03383 (8/1996 to 12/2017)
DEA: BW4946969
141 Kearny St
San Francisco, CA 94108

Walgreen Co Hydrocodone Shipments to Walgreens # 03383

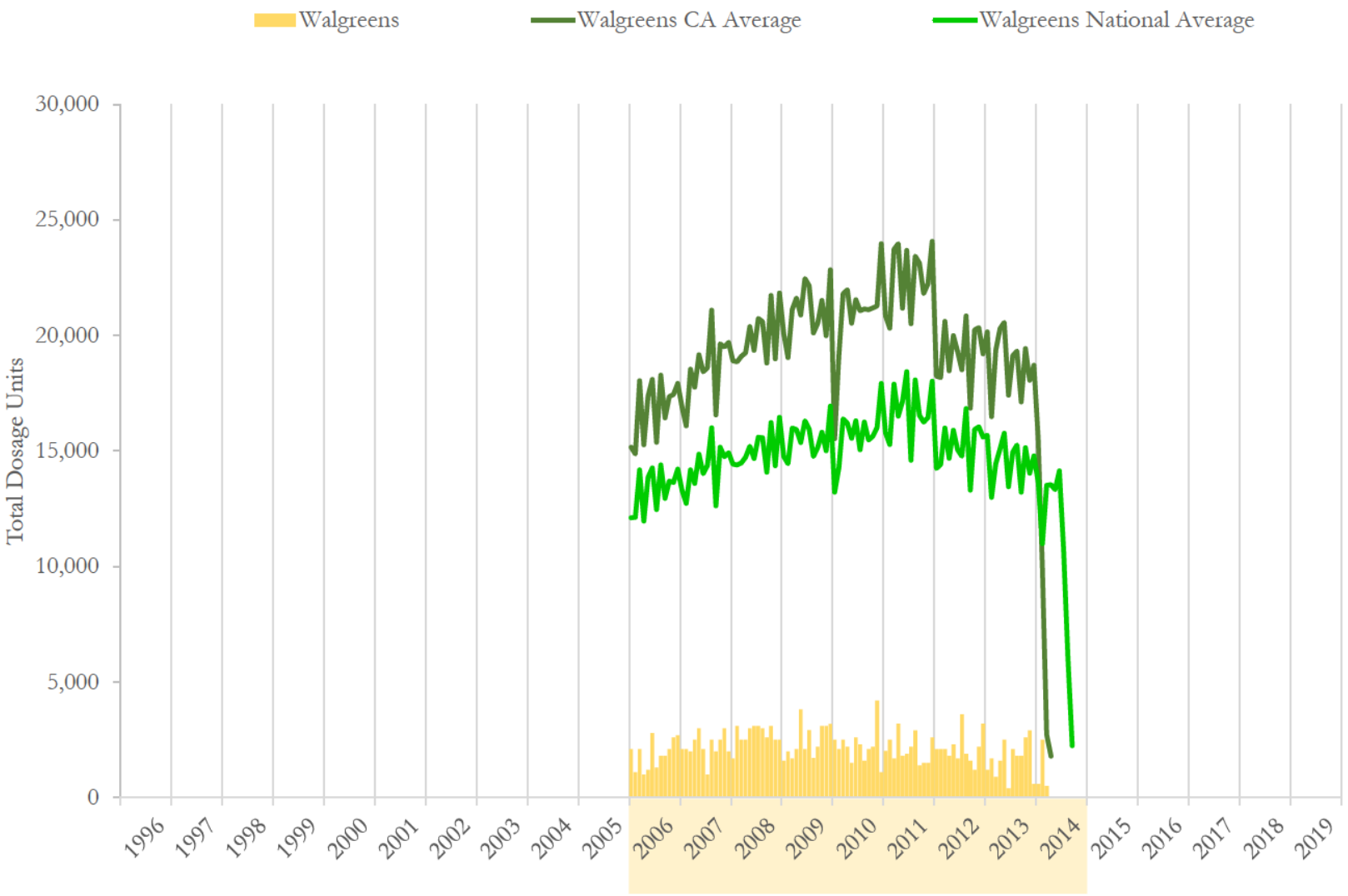

National and state averages reflect hydrocodone shipped from Walgreen Co to all active pharmacies each month.
Data source: ARCOS (2006-2014) and Defendant Distribution Data (Walgreens 1/2006 - 3/2014)

Walgreens # 03383 (8/1996 to 12/2017)
DEA: BW4946969
141 Kearny St
San Francisco, CA 94108

Walgreen Co Hydrocodone Shipments to Walgreens # 03383

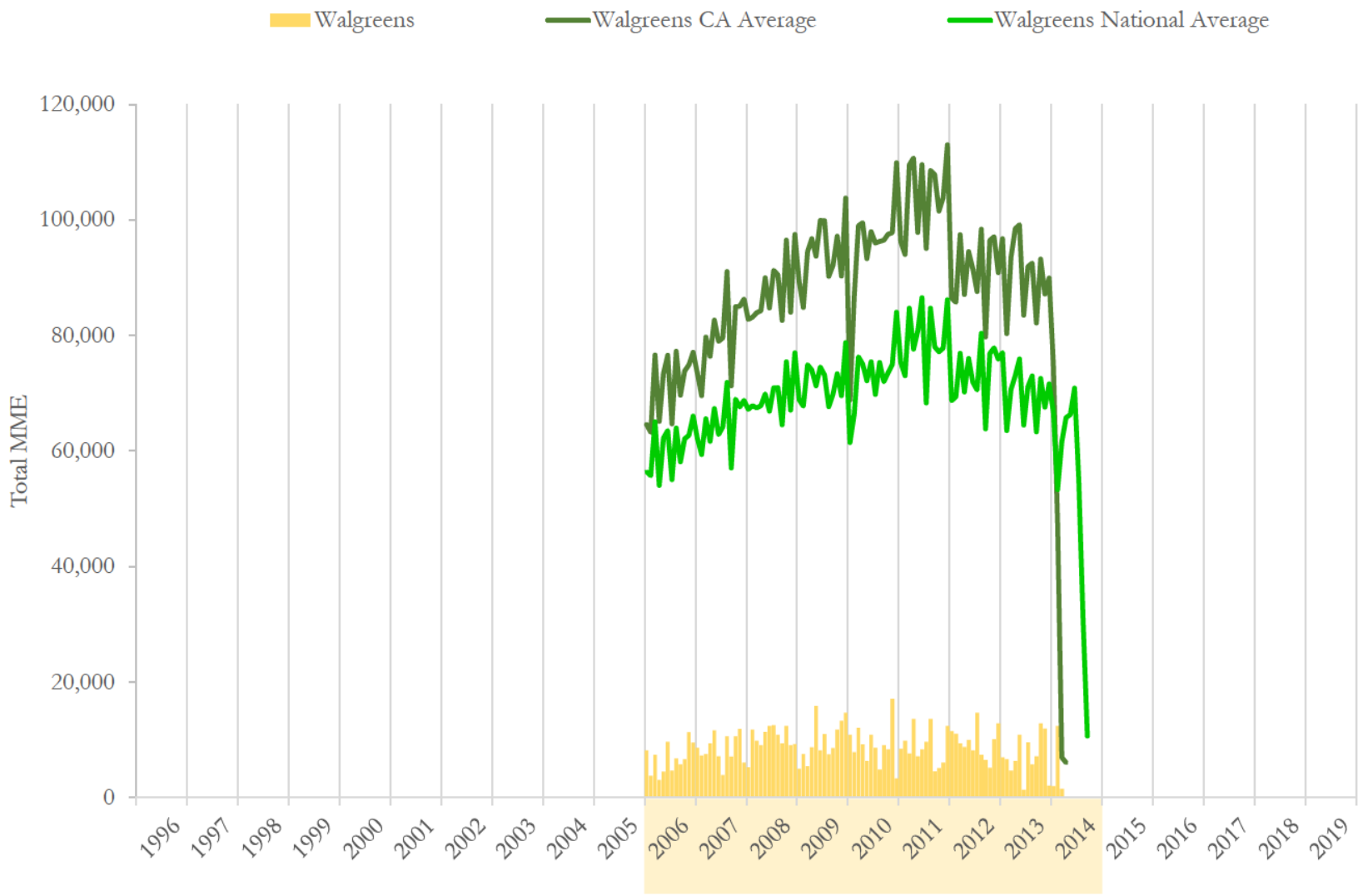

National and state averages reflect hydrocodone shipped from Walgreen Co to all active pharmacies each month.
Data source: ARCOS (2006-2014) and Defendant Distribution Data (Walgreens 1/2006 - 3/2014)

Walgreens # 03383 (8/1996 to 12/2017)
DEA: BW4946969
141 Kearny St
San Francisco, CA 94108

Walgreen Co Hydrocodone Shipments to Walgreens # 03383

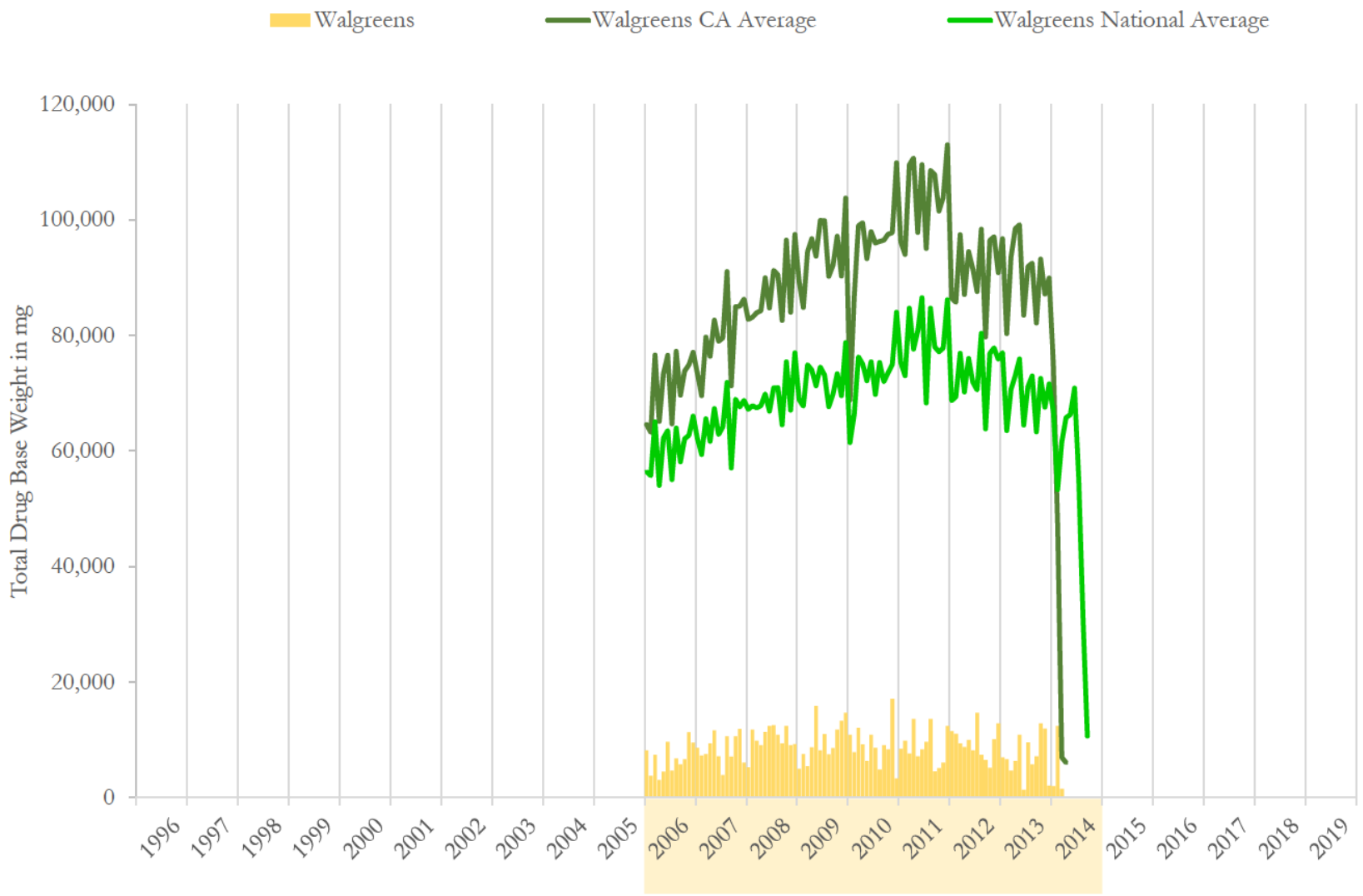

National and state averages reflect hydrocodone shipped from Walgreen Co to all active pharmacies each month.
Data source: ARCOS (2006-2014) and Defendant Distribution Data (Walgreens 1/2006 - 3/2014)

Walgreens # 03383 (8/1996 to 12/2017)
DEA: BW4946969
141 Kearny St
San Francisco, CA 94108

Walgreen Co Hydrocodone Shipments to Walgreens # 03383

	Dosage Units		MME		Drug Base Weight in mg	
Date	Walgreens	% Change	Walgreens	% Change	Walgreens	% Change
01/2006	2,100	n/a	8,173	n/a	8,173	n/a
02/2006	1,100	-47.6%	3,768	-53.9%	3,768	-53.9%
03/2006	2,100	90.9%	7,400	96.4%	7,400	96.4%
04/2006	1,000	-52.4%	3,027	-59.1%	3,027	-59.1%
05/2006	1,200	20.0%	4,508	48.9%	4,508	48.9%
06/2006	2,800	133.3%	9,670	114.5%	9,670	114.5%
07/2006	1,300	-53.6%	4,692	-51.5%	4,692	-51.5%
08/2006	1,800	38.5%	6,795	44.8%	6,795	44.8%
09/2006	1,800	0.0%	5,735	-15.6%	5,735	-15.6%
10/2006	2,100	16.7%	6,643	15.8%	6,643	15.8%
11/2006	2,600	23.8%	11,335	70.6%	11,335	70.6%
12/2006	2,700	3.8%	9,511	-16.1%	9,511	-16.1%
01/2007	2,100	-22.2%	8,627	-9.3%	8,627	-9.3%
02/2007	2,100	0.0%	7,265	-15.8%	7,265	-15.8%
03/2007	2,000	-4.8%	7,568	4.2%	7,568	4.2%
04/2007	2,500	25.0%	9,367	23.8%	9,367	23.8%
05/2007	3,000	20.0%	11,638	24.2%	11,638	24.2%
06/2007	2,100	-30.0%	7,113	-38.9%	7,113	-38.9%
07/2007	1,000	-52.4%	3,886	-45.4%	3,886	-45.4%
08/2007	2,500	150.0%	10,595	172.6%	10,595	172.6%
09/2007	2,000	-20.0%	7,097	-33.0%	7,097	-33.0%
10/2007	2,500	25.0%	10,595	49.3%	10,595	49.3%
11/2007	3,000	20.0%	11,924	12.6%	11,924	12.6%
12/2007	2,000	-33.3%	6,054	-49.2%	6,054	-49.2%

Data source: ARCOS (2006-2014) and Defendant Distribution Data (Walgreens 1/2006 - 3/2014)

Walgreens # 03383 (8/1996 to 12/2017)
DEA: BW4946969
141 Kearny St
San Francisco, CA 94108

Walgreen Co Hydrocodone Shipments to Walgreens # 03383

	Dosage Units		MME		Drug Base Weight in mg	
Date	Walgreens	% Change	Walgreens	% Change	Walgreens	% Change
01/2008	1,700	-15.0%	5,297	-12.5%	5,297	-12.5%
02/2008	3,100	82.4%	11,805	122.9%	11,805	122.9%
03/2008	2,500	-19.4%	9,838	-16.7%	9,838	-16.7%
04/2008	2,500	0.0%	9,081	-7.7%	9,081	-7.7%
05/2008	3,000	20.0%	11,351	25.0%	11,351	25.0%
06/2008	3,100	3.3%	12,411	9.3%	12,411	9.3%
07/2008	3,100	0.0%	12,513	0.8%	12,513	0.8%
08/2008	3,000	-3.2%	10,881	-13.0%	10,881	-13.0%
09/2008	2,600	-13.3%	9,384	-13.8%	9,384	-13.8%
10/2008	3,100	19.2%	12,378	31.9%	12,378	31.9%
11/2008	2,500	-19.4%	9,081	-26.6%	9,081	-26.6%
12/2008	2,500	0.0%	9,224	1.6%	9,224	1.6%
01/2009	1,600	-36.0%	4,995	-45.9%	4,995	-45.9%
02/2009	2,000	25.0%	7,568	51.5%	7,568	51.5%
03/2009	1,700	-15.0%	5,449	-28.0%	5,449	-28.0%
04/2009	2,100	23.5%	8,737	60.4%	8,737	60.4%
05/2009	3,820	81.9%	15,861	81.5%	15,861	81.5%
06/2009	2,100	-45.0%	8,157	-48.6%	8,157	-48.6%
07/2009	2,920	39.0%	11,010	35.0%	11,010	35.0%
08/2009	1,720	-41.1%	7,513	-31.8%	7,513	-31.8%
09/2009	2,200	27.9%	8,611	14.6%	8,611	14.6%
10/2009	3,100	40.9%	11,805	37.1%	11,805	37.1%
11/2009	3,100	0.0%	13,311	12.8%	13,311	12.8%
12/2009	3,180	2.6%	14,695	10.4%	14,695	10.4%

Data source: ARCOS (2006-2014) and Defendant Distribution Data (Walgreens 1/2006 - 3/2014)

Walgreens # 03383 (8/1996 to 12/2017)
DEA: BW4946969
141 Kearny St
San Francisco, CA 94108

Walgreen Co Hydrocodone Shipments to Walgreens # 03383

	Dosage Units		MME		Drug Base Weight in mg	
Date	Walgreens	% Change	Walgreens	% Change	Walgreens	% Change
01/2010	2,500	-21.4%	10,881	-26.0%	10,881	-26.0%
02/2010	2,100	-16.0%	7,870	-27.7%	7,870	-27.7%
03/2010	2,500	19.0%	12,108	53.8%	12,108	53.8%
04/2010	2,200	-12.0%	9,216	-23.9%	9,216	-23.9%
05/2010	1,500	-31.8%	6,340	-31.2%	6,340	-31.2%
06/2010	2,600	73.3%	10,897	71.9%	10,897	71.9%
07/2010	2,300	-11.5%	8,627	-20.8%	8,627	-20.8%
08/2010	1,600	-30.4%	4,843	-43.9%	4,843	-43.9%
09/2010	2,100	31.3%	9,065	87.2%	9,065	87.2%
10/2010	2,200	4.8%	8,324	-8.2%	8,324	-8.2%
11/2010	4,200	90.9%	17,103	105.5%	17,103	105.5%
12/2010	1,100	-73.8%	3,330	-80.5%	3,330	-80.5%
01/2011	2,020	83.6%	8,445	153.6%	8,445	153.6%
02/2011	2,500	23.8%	9,838	16.5%	9,838	16.5%
03/2011	1,700	-32.0%	7,670	-22.0%	7,670	-22.0%
04/2011	3,200	88.2%	13,622	77.6%	13,622	77.6%
05/2011	1,800	-43.8%	7,113	-47.8%	7,113	-47.8%
06/2011	1,900	5.6%	8,324	17.0%	8,324	17.0%
07/2011	2,200	15.8%	9,686	16.4%	9,686	16.4%
08/2011	2,900	31.8%	13,622	40.6%	13,622	40.6%
09/2011	1,400	-51.7%	4,541	-66.7%	4,541	-66.7%
10/2011	1,500	7.1%	5,113	12.6%	5,113	12.6%
11/2011	1,500	0.0%	6,054	18.4%	6,054	18.4%
12/2011	2,600	73.3%	12,378	104.5%	12,378	104.5%

Data source: ARCOS (2006-2014) and Defendant Distribution Data (Walgreens 1/2006 - 3/2014)

Walgreens # 03383 (8/1996 to 12/2017)
DEA: BW4946969
141 Kearny St
San Francisco, CA 94108

Walgreen Co Hydrocodone Shipments to Walgreens # 03383

	Dosage Units		MME		Drug Base Weight in mg	
Date	Walgreens	% Change	Walgreens	% Change	Walgreens	% Change
01/2012	2,100	-19.2%	11,470	-7.3%	11,470	-7.3%
02/2012	2,100	0.0%	11,049	-3.7%	11,049	-3.7%
03/2012	2,100	0.0%	9,384	-15.1%	9,384	-15.1%
04/2012	1,800	-14.3%	8,778	-6.5%	8,778	-6.5%
05/2012	2,300	27.8%	9,989	13.8%	9,989	13.8%
06/2012	1,700	-26.1%	8,173	-18.2%	8,173	-18.2%
07/2012	3,600	111.8%	14,681	79.6%	14,681	79.6%
08/2012	1,900	-47.2%	7,416	-49.5%	7,416	-49.5%
09/2012	1,600	-15.8%	6,508	-12.2%	6,508	-12.2%
10/2012	1,200	-25.0%	5,146	-20.9%	5,146	-20.9%
11/2012	2,200	83.3%	10,124	96.7%	10,124	96.7%
12/2012	3,200	45.5%	12,865	27.1%	12,865	27.1%
01/2013	1,200	-62.5%	6,962	-45.9%	6,962	-45.9%
02/2013	1,700	41.7%	6,659	-4.3%	6,659	-4.3%
03/2013	900	-47.1%	4,667	-29.9%	4,667	-29.9%
04/2013	1,600	77.8%	6,357	36.2%	6,357	36.2%
05/2013	2,500	56.3%	10,897	71.4%	10,897	71.4%
06/2013	400	-84.0%	1,354	-87.6%	1,354	-87.6%
07/2013	2,100	425.0%	9,535	604.2%	9,535	604.2%
08/2013	1,800	-14.3%	5,751	-39.7%	5,751	-39.7%
09/2013	1,800	0.0%	7,113	23.7%	7,113	23.7%
10/2013	2,600	44.4%	12,849	80.6%	12,849	80.6%
11/2013	2,900	11.5%	11,957	-6.9%	11,957	-6.9%
12/2013	600	-79.3%	2,103	-82.4%	2,103	-82.4%

Data source: ARCOS (2006-2014) and Defendant Distribution Data (Walgreens 1/2006 - 3/2014)

Walgreens # 03383 (8/1996 to 12/2017)
DEA: BW4946969
141 Kearny St
San Francisco, CA 94108

Walgreen Co Hydrocodone Shipments to Walgreens # 03383

	Dosage Units		MME		Drug Base Weight in mg	
Date	Walgreens	% Change	Walgreens	% Change	Walgreens	% Change
01/2014	600	0.0%	1,968	-6.4%	1,968	-6.4%
02/2014	2,500	316.7%	12,411	530.8%	12,411	530.8%
03/2014	500	-80.0%	1,514	-87.8%	1,514	-87.8%
04/2014	0	-100.0%	0	-100.0%	0	-100.0%
05/2014	0	n/a	0	n/a	0	n/a
06/2014	0	n/a	0	n/a	0	n/a
07/2014	0	n/a	0	n/a	0	n/a
08/2014	0	n/a	0	n/a	0	n/a
09/2014	0	n/a	0	n/a	0	n/a
10/2014	0	n/a	0	n/a	0	n/a
11/2014	0	n/a	0	n/a	0	n/a
12/2014	0	n/a	0	n/a	0	n/a
01/2015	0	n/a	0	n/a	0	n/a
02/2015	0	n/a	0	n/a	0	n/a
03/2015	0	n/a	0	n/a	0	n/a
04/2015	0	n/a	0	n/a	0	n/a
05/2015	0	n/a	0	n/a	0	n/a
06/2015	0	n/a	0	n/a	0	n/a
07/2015	0	n/a	0	n/a	0	n/a
08/2015	0	n/a	0	n/a	0	n/a
09/2015	0	n/a	0	n/a	0	n/a
10/2015	0	n/a	0	n/a	0	n/a
11/2015	0	n/a	0	n/a	0	n/a
12/2015	0	n/a	0	n/a	0	n/a

Data source: ARCOS (2006-2014) and Defendant Distribution Data (Walgreens 1/2006 - 3/2014)

Walgreens # 03383 (8/1996 to 12/2017)
DEA: BW4946969
141 Kearny St
San Francisco, CA 94108

Walgreen Co Hydrocodone Shipments to Walgreens # 03383

	Dosage Units		MME		Drug Base Weight in mg	
Date	Walgreens	% Change	Walgreens	% Change	Walgreens	% Change
1996	0		0		0	
1997	0	n/a	0	n/a	0	n/a
1998	0	n/a	0	n/a	0	n/a
1999	0	n/a	0	n/a	0	n/a
2000	0	n/a	0	n/a	0	n/a
2001	0	n/a	0	n/a	0	n/a
2002	0	n/a	0	n/a	0	n/a
2003	0	n/a	0	n/a	0	n/a
2004	0	n/a	0	n/a	0	n/a
2005	0	n/a	0	n/a	0	n/a
2006	22,600	n/a	81,256	n/a	81,256	n/a
2007	26,800	18.6%	101,728	25.2%	101,728	25.2%
2008	32,700	22.0%	123,244	21.2%	123,244	21.2%
2009	29,540	-9.7%	117,711	-4.5%	117,711	-4.5%
2010	26,900	-8.9%	108,604	-7.7%	108,604	-7.7%
2011	25,220	-6.2%	106,406	-2.0%	106,406	-2.0%
2012	25,800	2.3%	115,583	8.6%	115,583	8.6%
2013	20,100	-22.1%	86,205	-25.4%	86,205	-25.4%
2014	3,600	-82.1%	15,892	-81.6%	15,892	-81.6%
2015	0	-100.0%	0	-100.0%	0	-100.0%
2016	0	n/a	0	n/a	0	n/a
2017	0	n/a	0	n/a	0	n/a
2018	0	n/a	0	n/a	0	n/a
2019	0	n/a	0	n/a	0	n/a
Total	**213,260**		**856,629**		**856,629**	

Data source: ARCOS (2006-2014) and Defendant Distribution Data (Walgreens 1/2006 - 3/2014)

Walgreens # 03383 (8/1996 to 12/2017)
DEA: BW4946969
141 Kearny St
San Francisco, CA 94108

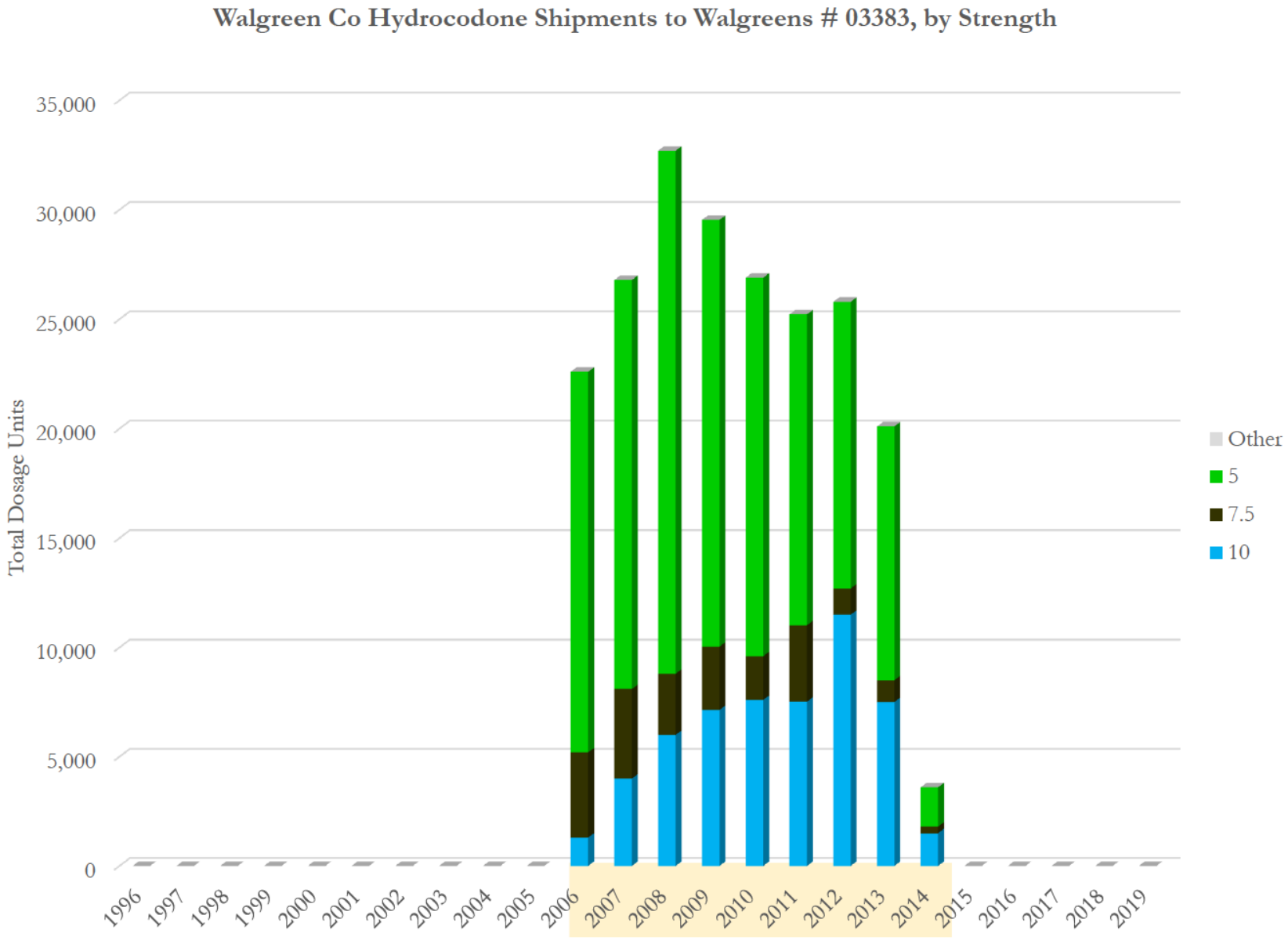

Data source: ARCOS (2006-2014) and Defendant Distribution Data (Walgreens 1/2006 - 3/2014)

Walgreens # 03383 (8/1996 to 12/2017)
DEA: BW4946969
141 Kearny St
San Francisco, CA 94108

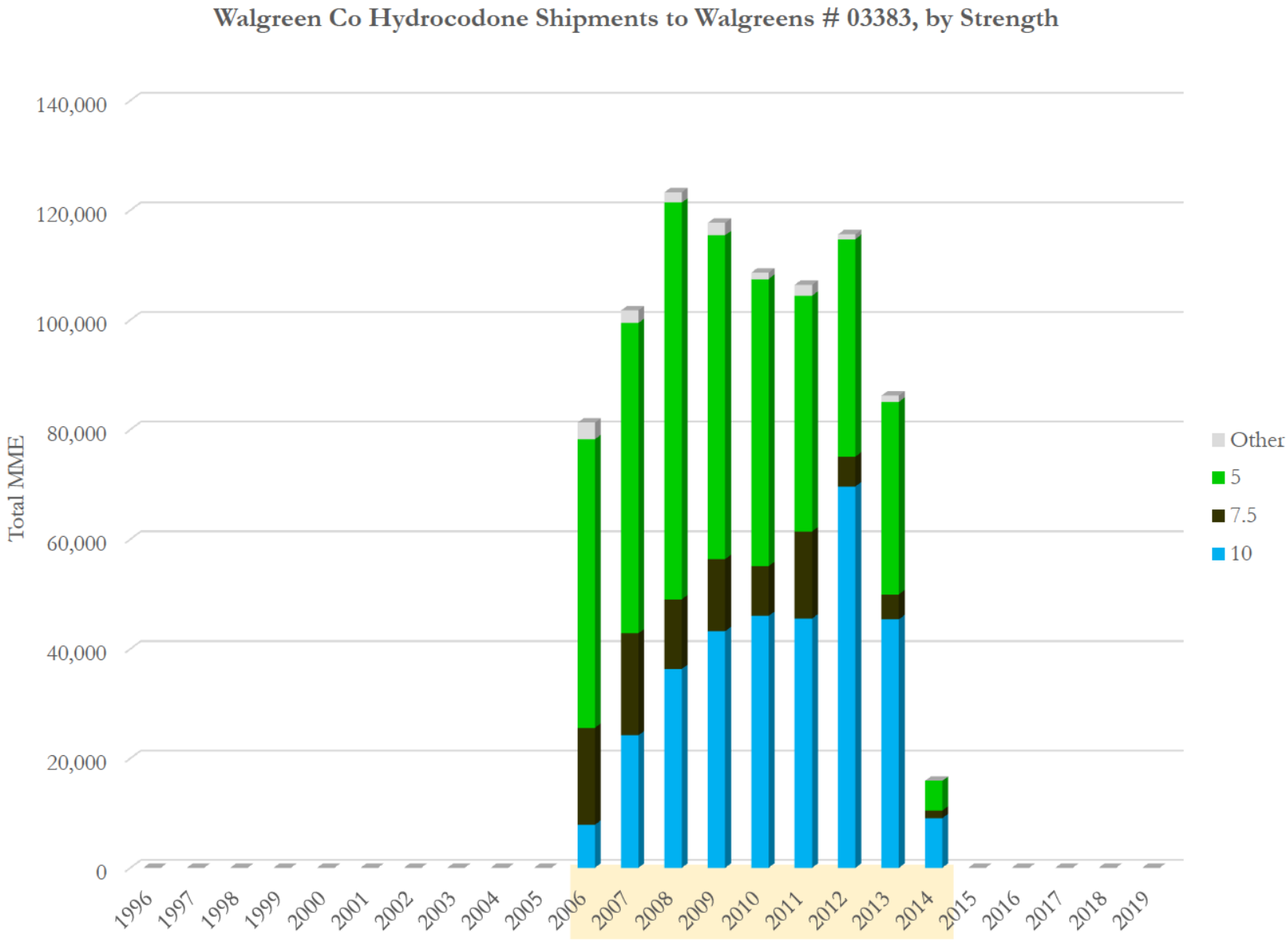

Data source: ARCOS (2006-2014) and Defendant Distribution Data (Walgreens 1/2006 - 3/2014)

Walgreens # 03383 (8/1996 to 12/2017)
DEA: BW4946969
141 Kearny St
San Francisco, CA 94108

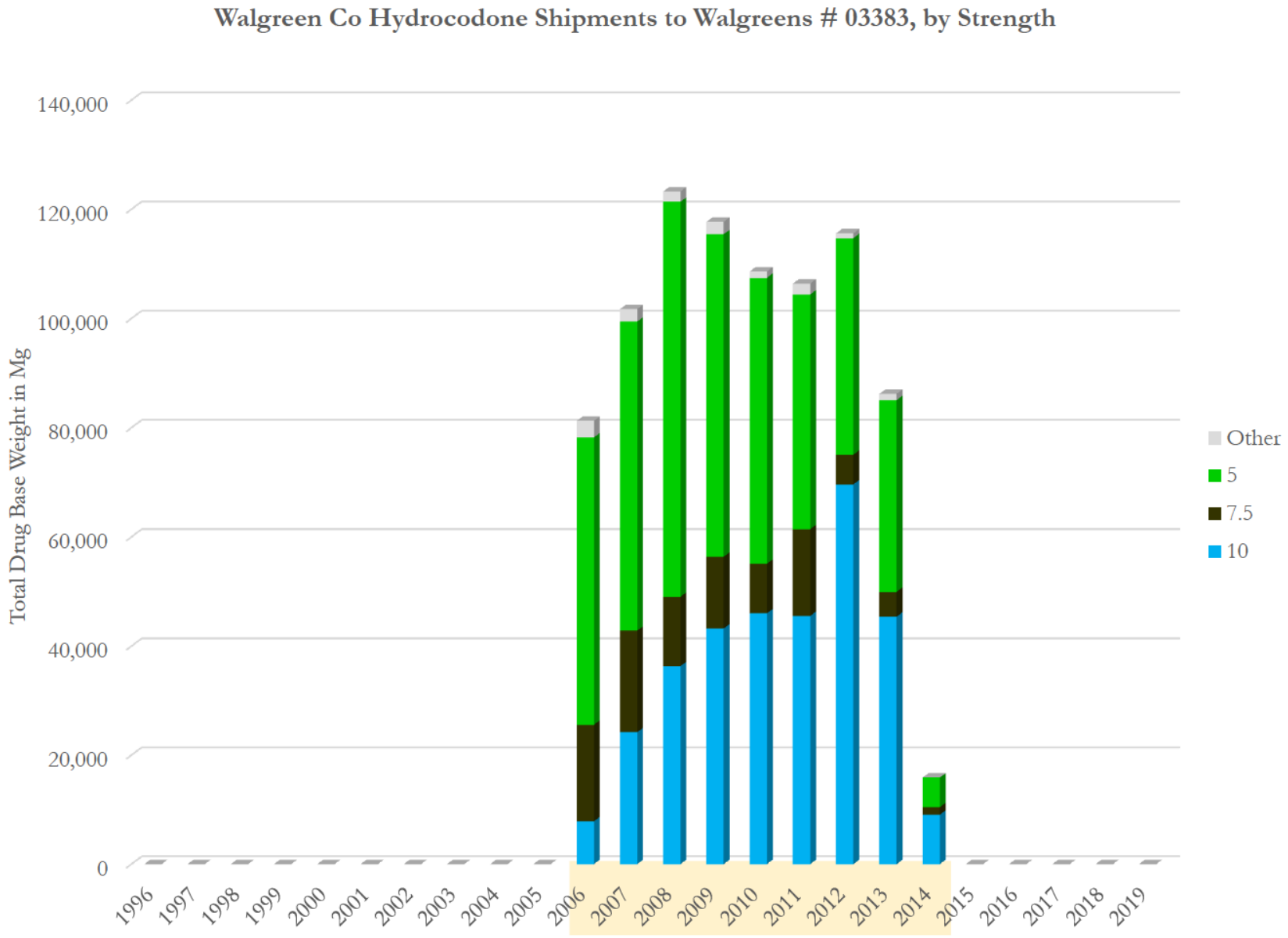

Data source: ARCOS (2006-2014) and Defendant Distribution Data (Walgreens 1/2006 - 3/2014)

Walgreens # 03383 (8/1996 to 12/2017)
DEA: BW4946969
141 Kearny St
San Francisco, CA 94108

Walgreen Co Hydrocodone Shipments to Walgreens # 03383, by Strength
(Total Dosage Units)

Strength Year\	10	7.5	5	Other	Total	Avg. Str
1996	0	0	0	0	**0**	
1997	0	0	0	0	**0**	
1998	0	0	0	0	**0**	
1999	0	0	0	0	**0**	
2000	0	0	0	0	**0**	
2001	0	0	0	0	**0**	
2002	0	0	0	0	**0**	
2003	0	0	0	0	**0**	
2004	0	0	0	0	**0**	
2005	0	0	0	0	**0**	
2006	1,300	3,900	17,400	0	**22,600**	5.72
2007	4,000	4,100	18,700	0	**26,800**	6.13
2008	6,000	2,800	23,900	0	**32,700**	6.13
2009	7,140	2,900	19,500	0	**29,540**	6.45
2010	7,600	2,000	17,300	0	**26,900**	6.60
2011	7,520	3,500	14,200	0	**25,220**	6.84
2012	11,500	1,200	13,100	0	**25,800**	7.34
2013	7,500	1,000	11,600	0	**20,100**	6.99
2014	1,500	300	1,800	0	**3,600**	7.29
2015	0	0	0	0	**0**	
2016	0	0	0	0	**0**	
2017	0	0	0	0	**0**	
2018	0	0	0	0	**0**	
2019	0	0	0	0	**0**	
Total	**54,060**	**21,700**	**137,500**	**0**	**213,260**	6.52

Data source: ARCOS (2006-2014) and Defendant Distribution Data (Walgreens 1/2006 - 3/2014)

Walgreens # 03383 (8/1996 to 12/2017)
DEA: BW4946969
141 Kearny St
San Francisco, CA 94108

Walgreen Co Hydrocodone Shipments to Walgreens # 03383, by Strength (Total MME)

Strength Year\	10	7.5	5	Other	Total	Avg. Str
1996	0	0	0	0	**0**	
1997	0	0	0	0	**0**	
1998	0	0	0	0	**0**	
1999	0	0	0	0	**0**	
2000	0	0	0	0	**0**	
2001	0	0	0	0	**0**	
2002	0	0	0	0	**0**	
2003	0	0	0	0	**0**	
2004	0	0	0	0	**0**	
2005	0	0	0	0	**0**	
2006	7,870	17,708	52,670	3,008	**81,256**	5.72
2007	24,216	18,616	56,605	2,291	**101,728**	6.13
2008	36,324	12,713	72,345	1,862	**123,244**	6.13
2009	43,226	13,167	59,027	2,291	**117,711**	6.45
2010	46,010	9,081	52,367	1,146	**108,604**	6.60
2011	45,526	15,892	42,983	2,005	**106,406**	6.84
2012	69,621	5,449	39,654	859	**115,583**	7.34
2013	45,405	4,541	35,113	1,146	**86,205**	6.99
2014	9,081	1,362	5,449	0	**15,892**	7.29
2015	0	0	0	0	**0**	
2016	0	0	0	0	**0**	
2017	0	0	0	0	**0**	
2018	0	0	0	0	**0**	
2019	0	0	0	0	**0**	
Total	**327,279**	**98,529**	**416,213**	**14,608**	**856,629**	6.52

Data source: ARCOS (2006-2014) and Defendant Distribution Data (Walgreens 1/2006 - 3/2014)

Walgreens # 03383 (8/1996 to 12/2017)
DEA: BW4946969
141 Kearny St
San Francisco, CA 94108

Walgreen Co Hydrocodone Shipments to Walgreens # 03383, by Strength
(Total Drug Base Weight in Milligram)

Strength Year\	10	7.5	5	Other	Total	Avg. Str
1996	0	0	0	0	**0**	
1997	0	0	0	0	**0**	
1998	0	0	0	0	**0**	
1999	0	0	0	0	**0**	
2000	0	0	0	0	**0**	
2001	0	0	0	0	**0**	
2002	0	0	0	0	**0**	
2003	0	0	0	0	**0**	
2004	0	0	0	0	**0**	
2005	0	0	0	0	**0**	
2006	7,870	17,708	52,670	3,008	**81,256**	5.72
2007	24,216	18,616	56,605	2,291	**101,728**	6.13
2008	36,324	12,713	72,345	1,862	**123,244**	6.13
2009	43,226	13,167	59,027	2,291	**117,711**	6.45
2010	46,010	9,081	52,367	1,146	**108,604**	6.60
2011	45,526	15,892	42,983	2,005	**106,406**	6.84
2012	69,621	5,449	39,654	859	**115,583**	7.34
2013	45,405	4,541	35,113	1,146	**86,205**	6.99
2014	9,081	1,362	5,449	0	**15,892**	7.29
2015	0	0	0	0	**0**	
2016	0	0	0	0	**0**	
2017	0	0	0	0	**0**	
2018	0	0	0	0	**0**	
2019	0	0	0	0	**0**	
Total	**327,279**	**98,529**	**416,213**	**14,608**	**856,629**	6.52

Data source: ARCOS (2006-2014) and Defendant Distribution Data (Walgreens 1/2006 - 3/2014)

Walgreens # 04492 (3/1999 to 12/2017)
DEA: BW6208157
33 Drumm St.
San Francisco, CA 94111

Walgreen Co Oxycodone Shipments to Walgreens # 04492

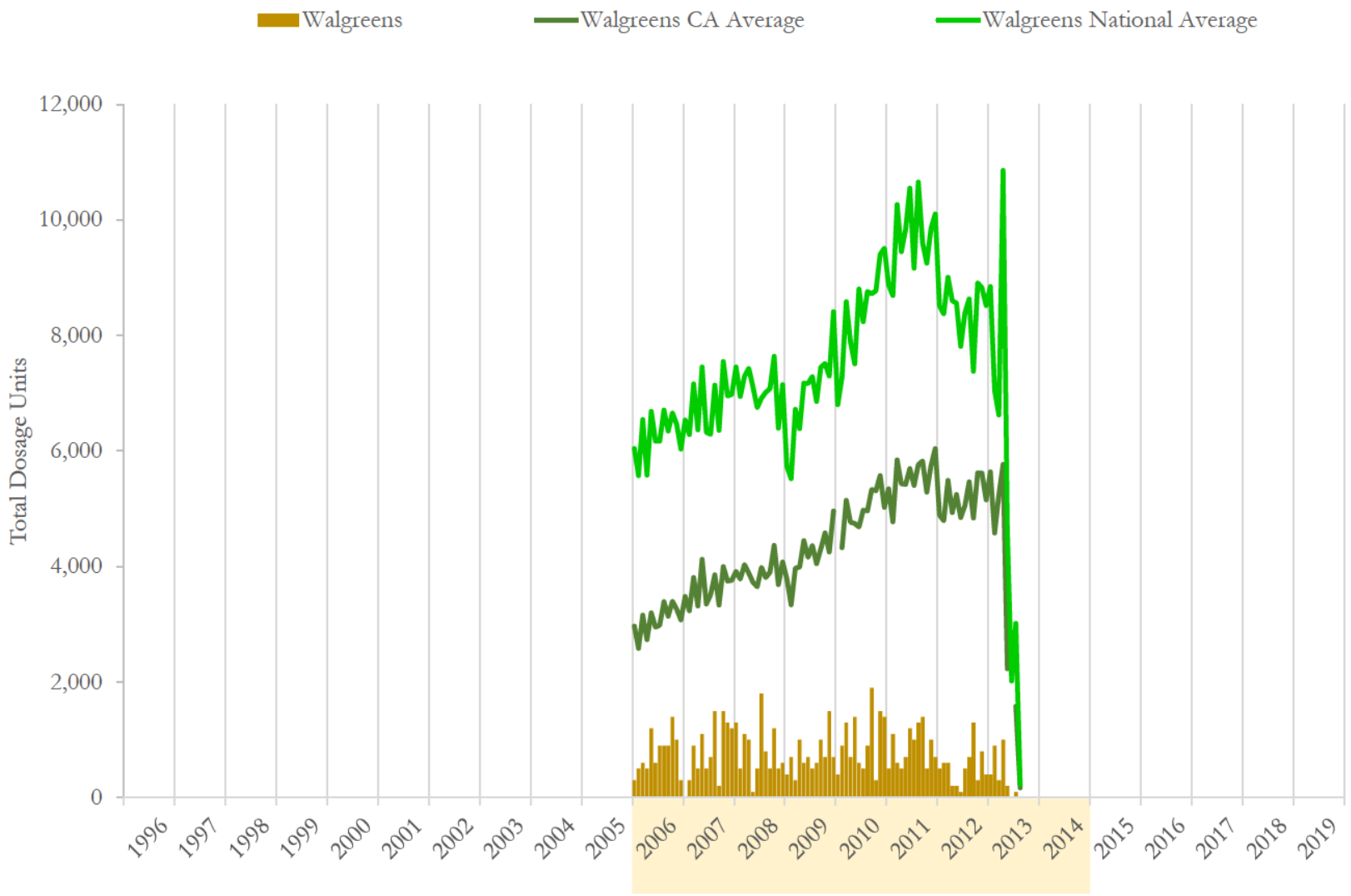

National and state averages reflect oxycodone shipped from Walgreen Co to all active pharmacies each month.
Data source: ARCOS (2006-2014) and Defendant Distribution Data (Walgreens 1/2006 - 3/2014)

Walgreens # 04492 (3/1999 to 12/2017)
DEA: BW6208157
33 Drumm St.
San Francisco, CA 94111

Walgreen Co Oxycodone Shipments to Walgreens # 04492

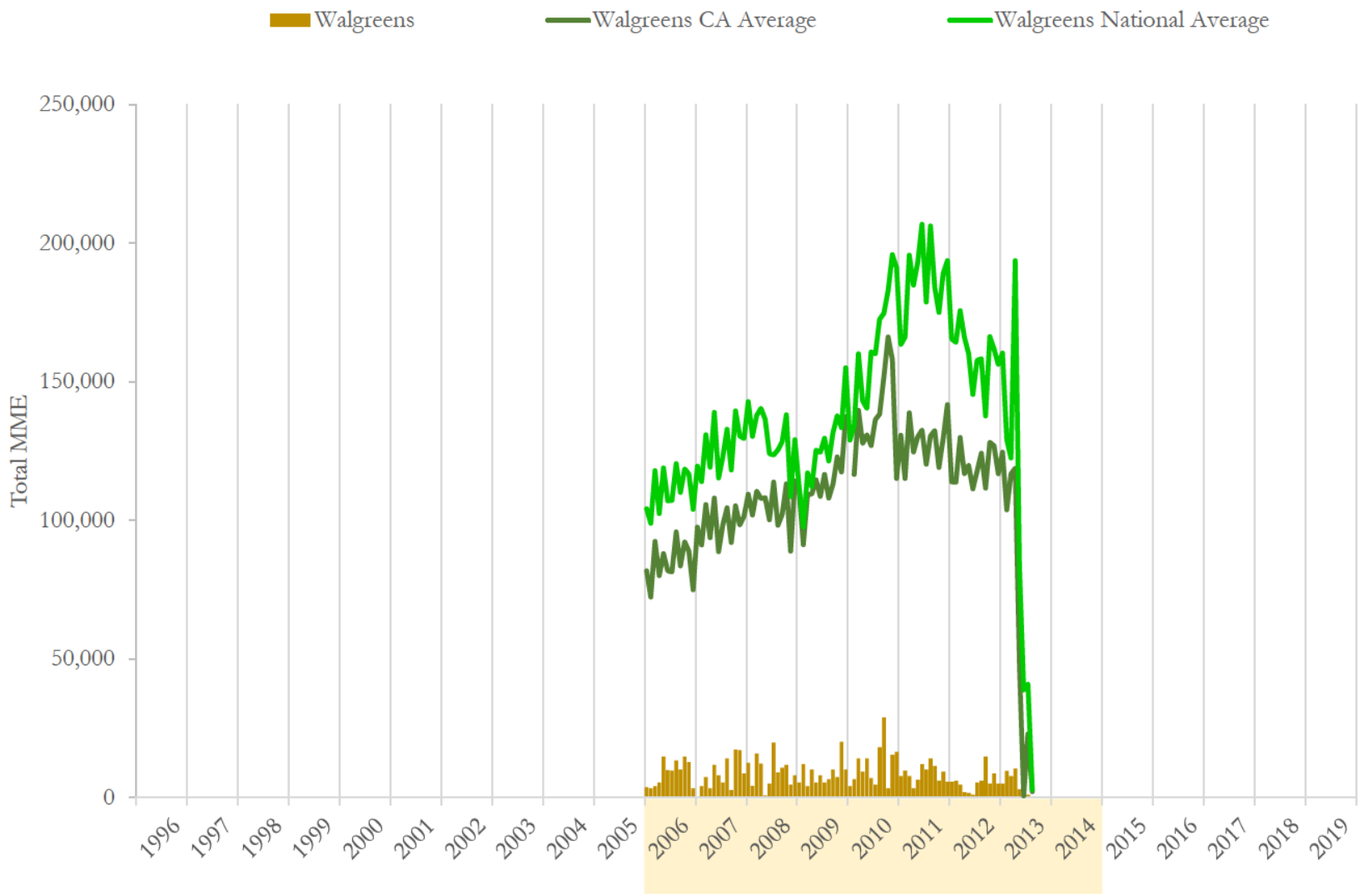

National and state averages reflect oxycodone shipped from Walgreen Co to all active pharmacies each month.
Data source: ARCOS (2006-2014) and Defendant Distribution Data (Walgreens 1/2006 - 3/2014)

Walgreens # 04492 (3/1999 to 12/2017)
DEA: BW6208157
33 Drumm St.
San Francisco, CA 94111

Walgreen Co Oxycodone Shipments to Walgreens # 04492

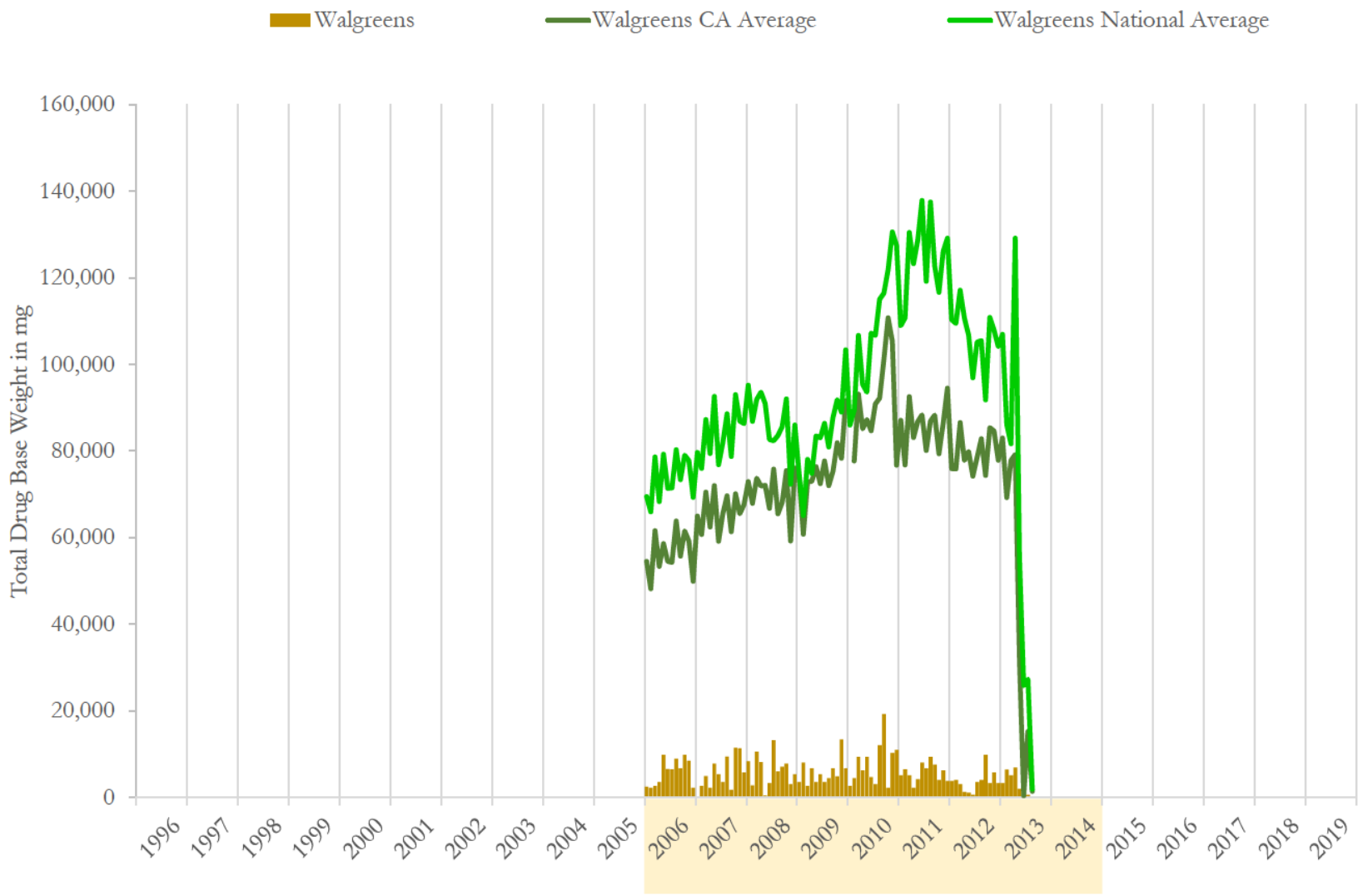

National and state averages reflect oxycodone shipped from Walgreen Co to all active pharmacies each month.
Data source: ARCOS (2006-2014) and Defendant Distribution Data (Walgreens 1/2006 - 3/2014)

Walgreens # 04492 (3/1999 to 12/2017)
DEA: BW6208157
33 Drumm St
San Francisco, CA 94111

Walgreen Co Oxycodone Shipments to Walgreens # 04492

	Dosage Units		MME		Drug Base Weight in mg	
Date	Walgreens	% Change	Walgreens	% Change	Walgreens	% Change
01/2006	300	n/a	3,698	n/a	2,465	n/a
02/2006	500	66.7%	3,362	-9.1%	2,241	-9.1%
03/2006	600	20.0%	4,034	20.0%	2,690	20.0%
04/2006	500	-16.7%	5,379	33.3%	3,586	33.3%
05/2006	1,200	140.0%	14,792	175.0%	9,862	175.0%
06/2006	600	-50.0%	9,872	-33.3%	6,582	-33.3%
07/2006	900	50.0%	9,749	-1.2%	6,500	-1.2%
08/2006	900	0.0%	13,448	37.9%	8,965	37.9%
09/2006	900	0.0%	10,086	-25.0%	6,724	-25.0%
10/2006	1,400	55.6%	14,792	46.7%	9,862	46.7%
11/2006	1,000	-28.6%	12,775	-13.6%	8,517	-13.6%
12/2006	300	-70.0%	3,362	-73.7%	2,241	-73.7%
01/2007	0	-100.0%	0	-100.0%	0	-100.0%
02/2007	300	n/a	4,034	n/a	2,690	n/a
03/2007	900	200.0%	7,443	84.5%	4,962	84.5%
04/2007	500	-44.4%	3,362	-54.8%	2,241	-54.8%
05/2007	1,100	120.0%	11,766	250.0%	7,844	250.0%
06/2007	500	-54.5%	8,068	-31.4%	5,379	-31.4%
07/2007	700	40.0%	5,379	-33.3%	3,586	-33.3%
08/2007	1,500	114.3%	14,167	163.4%	9,444	163.4%
09/2007	200	-86.7%	2,690	-81.0%	1,793	-81.0%
10/2007	1,500	650.0%	17,287	542.7%	11,524	542.7%
11/2007	1,300	-13.3%	17,146	-0.8%	11,430	-0.8%
12/2007	1,200	-7.7%	8,741	-49.0%	5,827	-49.0%

Data source: ARCOS (2006-2014) and Defendant Distribution Data (Walgreens 1/2006 - 3/2014)

Walgreens # 04492 (3/1999 to 12/2017)
DEA: BW6208157
33 Drumm St
San Francisco, CA 94111

Walgreen Co Oxycodone Shipments to Walgreens # 04492

	Dosage Units		MME		Drug Base Weight in mg	
Date	Walgreens	% Change	Walgreens	% Change	Walgreens	% Change
01/2008	1,300	8.3%	12,533	43.4%	8,355	43.4%
02/2008	500	-61.5%	4,222	-66.3%	2,815	-66.3%
03/2008	1,100	120.0%	15,895	276.5%	10,597	276.5%
04/2008	1,000	-9.1%	12,244	-23.0%	8,162	-23.0%
05/2008	100	-90.0%	719	-94.1%	480	-94.1%
06/2008	500	400.0%	5,043	601.0%	3,362	601.0%
07/2008	1,800	260.0%	19,835	293.3%	13,223	293.3%
08/2008	800	-55.6%	9,077	-54.2%	6,051	-54.2%
09/2008	500	-37.5%	10,758	18.5%	7,172	18.5%
10/2008	1,200	140.0%	11,767	9.4%	7,844	9.4%
11/2008	500	-58.3%	4,707	-60.0%	3,138	-60.0%
12/2008	600	20.0%	8,069	71.4%	5,379	71.4%
01/2009	400	-33.3%	5,379	-33.3%	3,586	-33.3%
02/2009	700	75.0%	12,103	125.0%	8,069	125.0%
03/2009	300	-57.1%	4,034	-66.7%	2,690	-66.7%
04/2009	1,000	233.3%	10,086	150.0%	6,724	150.0%
05/2009	600	-40.0%	5,379	-46.7%	3,586	-46.7%
06/2009	700	16.7%	8,069	50.0%	5,379	50.0%
07/2009	500	-28.6%	5,379	-33.3%	3,586	-33.3%
08/2009	600	20.0%	6,724	25.0%	4,483	25.0%
09/2009	1,000	66.7%	10,086	50.0%	6,724	50.0%
10/2009	700	-30.0%	7,396	-26.7%	4,931	-26.7%
11/2009	1,500	114.3%	20,171	172.7%	13,448	172.7%
12/2009	700	-53.3%	10,086	-50.0%	6,724	-50.0%

Data source: ARCOS (2006-2014) and Defendant Distribution Data (Walgreens 1/2006 - 3/2014)

Walgreens # 04492 (3/1999 to 12/2017)
DEA: BW6208157
33 Drumm St
San Francisco, CA 94111

Walgreen Co Oxycodone Shipments to Walgreens # 04492

	Dosage Units		MME		Drug Base Weight in mg	
Date	Walgreens	% Change	Walgreens	% Change	Walgreens	% Change
01/2010	400	-42.9%	4,034	-60.0%	2,690	-60.0%
02/2010	900	125.0%	6,724	66.7%	4,483	66.7%
03/2010	1,300	44.4%	14,120	110.0%	9,413	110.0%
04/2010	700	-46.2%	9,413	-33.3%	6,276	-33.3%
05/2010	1,400	100.0%	14,120	50.0%	9,413	50.0%
06/2010	600	-57.1%	7,060	-50.0%	4,707	-50.0%
07/2010	500	-16.7%	4,707	-33.3%	3,138	-33.3%
08/2010	900	80.0%	18,154	285.7%	12,103	285.7%
09/2010	1,900	111.1%	28,912	59.3%	19,275	59.3%
10/2010	300	-84.2%	3,362	-88.4%	2,241	-88.4%
11/2010	1,500	400.0%	15,465	360.0%	10,310	360.0%
12/2010	1,400	-6.7%	16,473	6.5%	10,982	6.5%
01/2011	500	-64.3%	7,732	-53.1%	5,155	-53.1%
02/2011	1,100	120.0%	9,749	26.1%	6,500	26.1%
03/2011	600	-45.5%	7,732	-20.7%	5,155	-20.7%
04/2011	500	-16.7%	3,362	-56.5%	2,241	-56.5%
05/2011	700	40.0%	6,388	90.0%	4,258	90.0%
06/2011	1,200	71.4%	12,103	89.5%	8,069	89.5%
07/2011	1,000	-16.7%	10,086	-16.7%	6,724	-16.7%
08/2011	1,300	30.0%	14,120	40.0%	9,413	40.0%
09/2011	1,400	7.7%	11,430	-19.0%	7,620	-19.0%
10/2011	500	-64.3%	6,051	-47.1%	4,034	-47.1%
11/2011	1,000	100.0%	9,413	55.6%	6,276	55.6%
12/2011	700	-30.0%	5,715	-39.3%	3,810	-39.3%

Data source: ARCOS (2006-2014) and Defendant Distribution Data (Walgreens 1/2006 - 3/2014)

Walgreens # 04492 (3/1999 to 12/2017)
DEA: BW6208157
33 Drumm St
San Francisco, CA 94111

Walgreen Co Oxycodone Shipments to Walgreens # 04492

	Dosage Units		MME		Drug Base Weight in mg	
Date	Walgreens	% Change	Walgreens	% Change	Walgreens	% Change
01/2012	500	-28.6%	5,715	0.0%	3,810	0.0%
02/2012	600	20.0%	6,051	5.9%	4,034	5.9%
03/2012	600	0.0%	4,707	-22.2%	3,138	-22.2%
04/2012	200	-66.7%	2,017	-57.1%	1,345	-57.1%
05/2012	200	0.0%	1,681	-16.7%	1,121	-16.7%
06/2012	100	-50.0%	1,009	-40.0%	672	-40.0%
07/2012	500	400.0%	5,379	433.3%	3,586	433.3%
08/2012	700	40.0%	6,051	12.5%	4,034	12.5%
09/2012	1,300	85.7%	14,792	144.4%	9,862	144.4%
10/2012	300	-76.9%	5,043	-65.9%	3,362	-65.9%
11/2012	800	166.7%	8,741	73.3%	5,827	73.3%
12/2012	400	-50.0%	5,043	-42.3%	3,362	-42.3%
01/2013	400	0.0%	5,043	0.0%	3,362	0.0%
02/2013	900	125.0%	9,682	92.0%	6,455	92.0%
03/2013	300	-66.7%	7,732	-20.1%	5,155	-20.1%
04/2013	1,000	233.3%	10,422	34.8%	6,948	34.8%
05/2013	200	-80.0%	3,026	-71.0%	2,017	-71.0%
06/2013	0	-100.0%	0	-100.0%	0	-100.0%
07/2013	100	n/a	1,009	n/a	672	n/a
08/2013	0	-100.0%	0	-100.0%	0	-100.0%
09/2013	0	n/a	0	n/a	0	n/a
10/2013	0	n/a	0	n/a	0	n/a
11/2013	0	n/a	0	n/a	0	n/a
12/2013	0	n/a	0	n/a	0	n/a

Data source: ARCOS (2006-2014) and Defendant Distribution Data (Walgreens 1/2006 - 3/2014)

Walgreens # 04492 (3/1999 to 12/2017)
DEA: BW6208157
33 Drumm St
San Francisco, CA 94111

Walgreen Co Oxycodone Shipments to Walgreens # 04492

	Dosage Units		MME		Drug Base Weight in mg	
Date	Walgreens	% Change	Walgreens	% Change	Walgreens	% Change
1996	0		0		0	
1997	0	n/a	0	n/a	0	n/a
1998	0	n/a	0	n/a	0	n/a
1999	0	n/a	0	n/a	0	n/a
2000	0	n/a	0	n/a	0	n/a
2001	0	n/a	0	n/a	0	n/a
2002	0	n/a	0	n/a	0	n/a
2003	0	n/a	0	n/a	0	n/a
2004	0	n/a	0	n/a	0	n/a
2005	0	n/a	0	n/a	0	n/a
2006	9,100	n/a	105,350	n/a	70,233	n/a
2007	9,700	6.6%	100,082	-5.0%	66,721	-5.0%
2008	9,900	2.1%	114,868	14.8%	76,578	14.8%
2009	8,700	-12.1%	104,891	-8.7%	69,927	-8.7%
2010	11,800	35.6%	142,544	35.9%	95,029	35.9%
2011	10,500	-11.0%	103,882	-27.1%	69,255	-27.1%
2012	6,200	-41.0%	66,229	-36.2%	44,153	-36.2%
2013	2,900	-53.2%	36,913	-44.3%	24,609	-44.3%
2014	0	-100.0%	0	-100.0%	0	-100.0%
2015	0	n/a	0	n/a	0	n/a
2016	0	n/a	0	n/a	0	n/a
2017	0	n/a	0	n/a	0	n/a
2018	0	n/a	0	n/a	0	n/a
2019	0	n/a	0	n/a	0	n/a
Total	**68,800**		**774,758**		**516,505**	

Data source: ARCOS (2006-2014) and Defendant Distribution Data (Walgreens 1/2006 - 3/2014)

Walgreens # 04492 (3/1999 to 12/2017)
DEA: BW6208157
33 Drumm St.
San Francisco, CA 94111

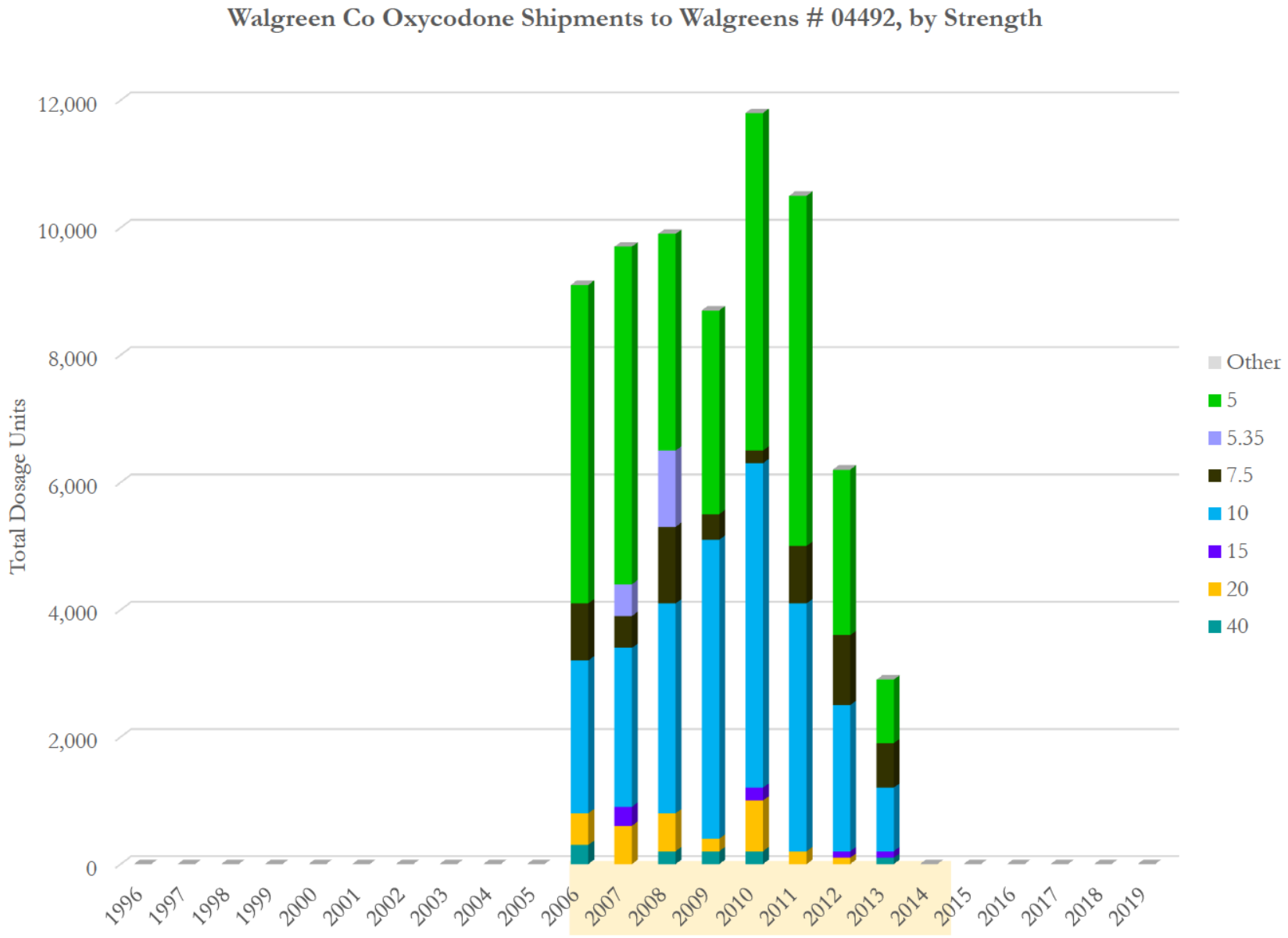

Data source: ARCOS (2006-2014) and Defendant Distribution Data (Walgreens 1/2006 - 3/2014)

Walgreens # 04492 (3/1999 to 12/2017)
DEA: BW6208157
33 Drumm St.
San Francisco, CA 94111

Walgreen Co Oxycodone Shipments to Walgreens # 04492, by Strength

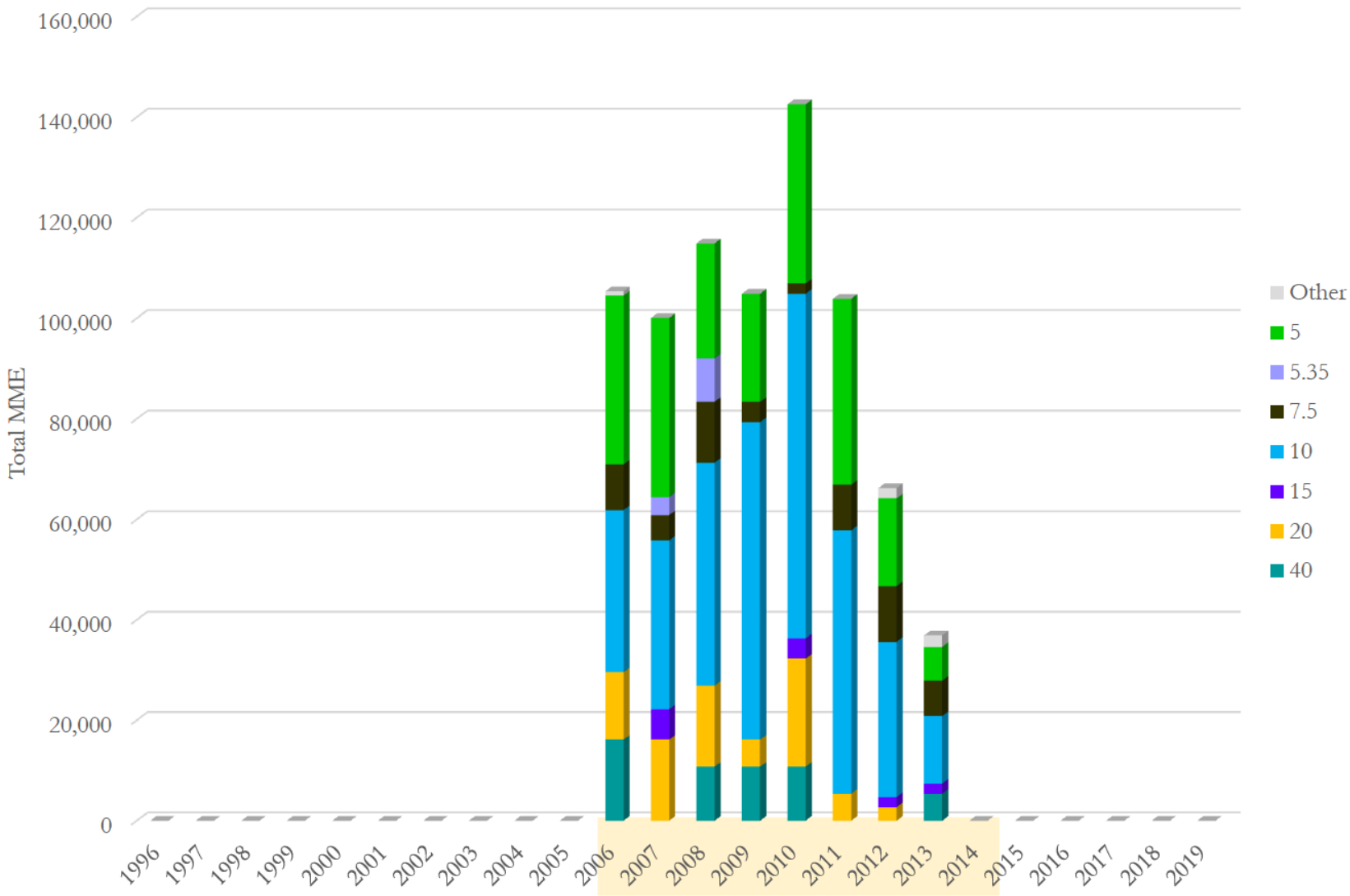

Data source: ARCOS (2006-2014) and Defendant Distribution Data (Walgreens 1/2006 - 3/2014)

Walgreens # 04492 (3/1999 to 12/2017)
DEA: BW6208157
33 Drumm St.
San Francisco, CA 94111

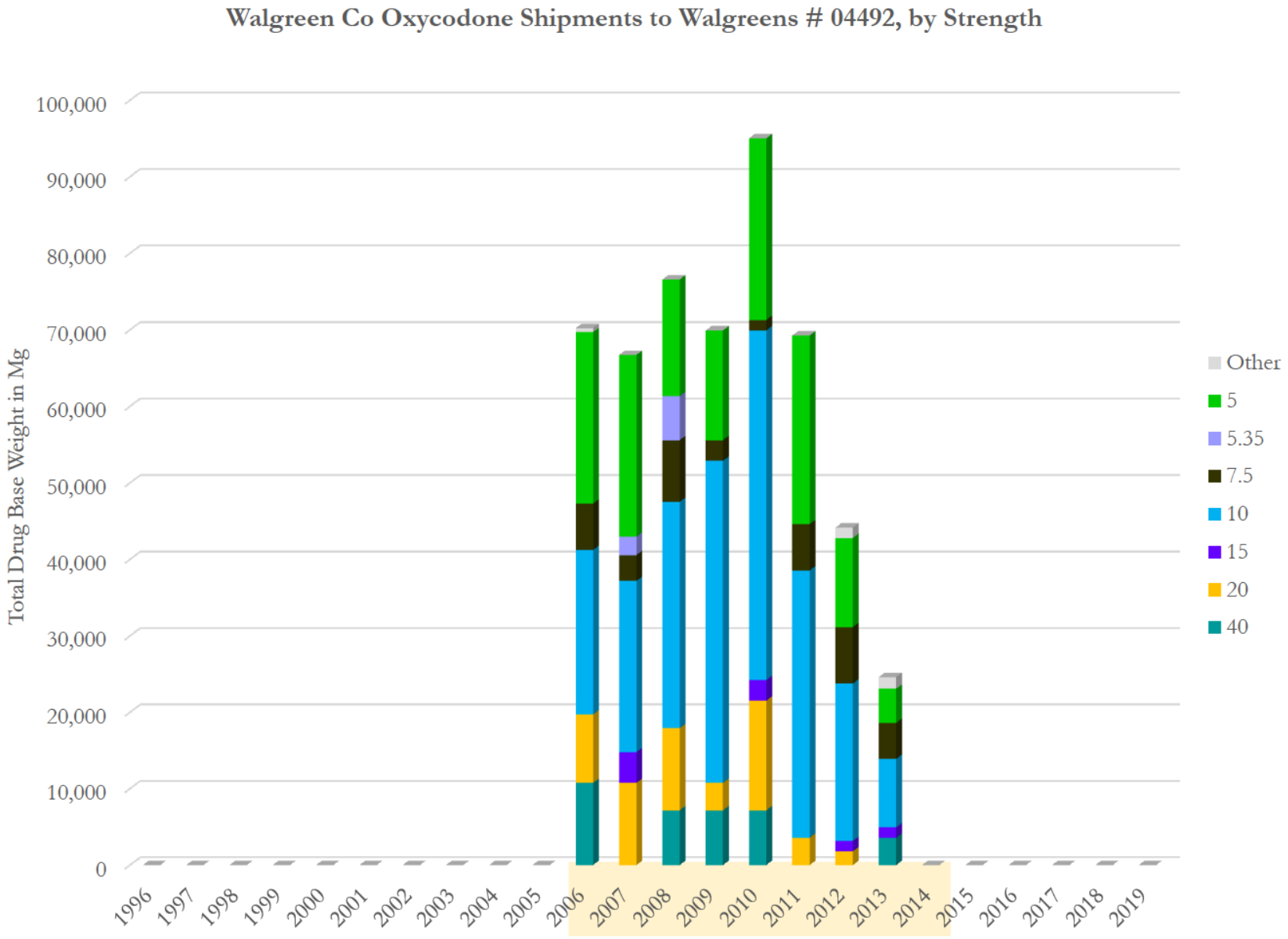

Data source: ARCOS (2006-2014) and Defendant Distribution Data (Walgreens 1/2006 - 3/2014)

Walgreens # 04492 (3/1999 to 12/2017)
DEA: BW6208157
33 Drumm St.
San Francisco, CA 94111

Walgreen Co Oxycodone Shipments to Walgreens # 04492, by Strength (Total Dosage Units)

Strength Year\	40	20	15	10	7.5	5.35	5	Other	Total	Avg. Str
1996	0	0	0	0	0	0	0	0	**0**	
1997	0	0	0	0	0	0	0	0	**0**	
1998	0	0	0	0	0	0	0	0	**0**	
1999	0	0	0	0	0	0	0	0	**0**	
2000	0	0	0	0	0	0	0	0	**0**	
2001	0	0	0	0	0	0	0	0	**0**	
2002	0	0	0	0	0	0	0	0	**0**	
2003	0	0	0	0	0	0	0	0	**0**	
2004	0	0	0	0	0	0	0	0	**0**	
2005	0	0	0	0	0	0	0	0	**0**	
2006	300	500	0	2,400	900	0	5,000	0	**9,100**	8.54
2007	0	600	300	2,500	500	500	5,300	0	**9,700**	7.67
2008	200	600	0	3,300	1,200	1,200	3,400	0	**9,900**	8.63
2009	200	200	0	4,700	400	0	3,200	0	**8,700**	8.97
2010	200	800	200	5,100	200	0	5,300	0	**11,800**	8.98
2011	0	200	0	3,900	900	0	5,500	0	**10,500**	7.36
2012	0	100	100	2,300	1,100	0	2,600	0	**6,200**	7.70
2013	100	0	100	1,000	700	0	1,000	0	**2,900**	8.88
2014	0	0	0	0	0	0	0	0	**0**	
2015	0	0	0	0	0	0	0	0	**0**	
2016	0	0	0	0	0	0	0	0	**0**	
2017	0	0	0	0	0	0	0	0	**0**	
2018	0	0	0	0	0	0	0	0	**0**	
2019	0	0	0	0	0	0	0	0	**0**	
Total	**1,000**	**3,000**	**700**	**25,200**	**5,900**	**1,700**	**31,300**	**0**	**68,800**	8.32

Data source: ARCOS (2006-2014) and Defendant Distribution Data (Walgreens 1/2006 - 3/2014)

Walgreens # 04492 (3/1999 to 12/2017)
DEA: BW6208157
33 Drumm St.
San Francisco, CA 94111

Walgreen Co Oxycodone Shipments to Walgreens # 04492, by Strength (Total MME)

Strength Year\	40	20	15	10	7.5	5.35	5	Other	Total	Avg. Str
1996	0	0	0	0	0	0	0	0	**0**	
1997	0	0	0	0	0	0	0	0	**0**	
1998	0	0	0	0	0	0	0	0	**0**	
1999	0	0	0	0	0	0	0	0	**0**	
2000	0	0	0	0	0	0	0	0	**0**	
2001	0	0	0	0	0	0	0	0	**0**	
2002	0	0	0	0	0	0	0	0	**0**	
2003	0	0	0	0	0	0	0	0	**0**	
2004	0	0	0	0	0	0	0	0	**0**	
2005	0	0	0	0	0	0	0	0	**0**	
2006	16,137	13,448	0	32,274	9,077	0	33,619	795	**105,350**	8.54
2007	0	16,137	6,051	33,619	5,043	3,597	35,635	0	**100,082**	7.67
2008	10,758	16,137	0	44,377	12,103	8,632	22,861	0	**114,868**	8.63
2009	10,758	5,379	0	63,203	4,034	0	21,516	0	**104,891**	8.97
2010	10,758	21,516	4,034	68,582	2,017	0	35,636	0	**142,544**	8.98
2011	0	5,379	0	52,445	9,077	0	36,981	0	**103,882**	7.36
2012	0	2,690	2,017	30,929	11,094	0	17,482	2,017	**66,229**	7.70
2013	5,379	0	2,017	13,448	7,060	0	6,724	2,286	**36,913**	8.88
2014	0	0	0	0	0	0	0	0	**0**	
2015	0	0	0	0	0	0	0	0	**0**	
2016	0	0	0	0	0	0	0	0	**0**	
2017	0	0	0	0	0	0	0	0	**0**	
2018	0	0	0	0	0	0	0	0	**0**	
2019	0	0	0	0	0	0	0	0	**0**	
Total	**53,790**	**80,685**	**14,120**	**338,877**	**59,505**	**12,229**	**210,453**	**5,099**	**774,758**	8.32

Data source: ARCOS (2006-2014) and Defendant Distribution Data (Walgreens 1/2006 - 3/2014)

Walgreens # 04492 (3/1999 to 12/2017)
DEA: BW6208157
33 Drumm St.
San Francisco, CA 94111

Walgreen Co Oxycodone Shipments to Walgreens # 04492, by Strength
(Total Drug Base Weight in Milligram)

Strength Year\	40	20	15	10	7.5	5.35	5	Other	Total	Avg. Str
1996	0	0	0	0	0	0	0	0	**0**	
1997	0	0	0	0	0	0	0	0	**0**	
1998	0	0	0	0	0	0	0	0	**0**	
1999	0	0	0	0	0	0	0	0	**0**	
2000	0	0	0	0	0	0	0	0	**0**	
2001	0	0	0	0	0	0	0	0	**0**	
2002	0	0	0	0	0	0	0	0	**0**	
2003	0	0	0	0	0	0	0	0	**0**	
2004	0	0	0	0	0	0	0	0	**0**	
2005	0	0	0	0	0	0	0	0	**0**	
2006	10,758	8,965	0	21,516	6,051	0	22,413	530	**70,233**	8.54
2007	0	10,758	4,034	22,413	3,362	2,398	23,757	0	**66,721**	7.67
2008	7,172	10,758	0	29,585	8,069	5,755	15,241	0	**76,578**	8.63
2009	7,172	3,586	0	42,136	2,690	0	14,344	0	**69,927**	8.97
2010	7,172	14,344	2,690	45,722	1,345	0	23,757	0	**95,029**	8.98
2011	0	3,586	0	34,964	6,051	0	24,654	0	**69,255**	7.36
2012	0	1,793	1,345	20,620	7,396	0	11,655	1,345	**44,153**	7.70
2013	3,586	0	1,345	8,965	4,707	0	4,483	1,524	**24,609**	8.88
2014	0	0	0	0	0	0	0	0	**0**	
2015	0	0	0	0	0	0	0	0	**0**	
2016	0	0	0	0	0	0	0	0	**0**	
2017	0	0	0	0	0	0	0	0	**0**	
2018	0	0	0	0	0	0	0	0	**0**	
2019	0	0	0	0	0	0	0	0	**0**	
Total	**35,860**	**53,790**	**9,413**	**225,918**	**39,670**	**8,153**	**140,302**	**3,399**	**516,505**	8.32

Data source: ARCOS (2006-2014) and Defendant Distribution Data (Walgreens 1/2006 - 3/2014)

Walgreens # 04492 (3/1999 to 12/2017)
DEA: BW6208157
33 Drumm St.
San Francisco, CA 94111

Walgreen Co Hydrocodone Shipments to Walgreens # 04492

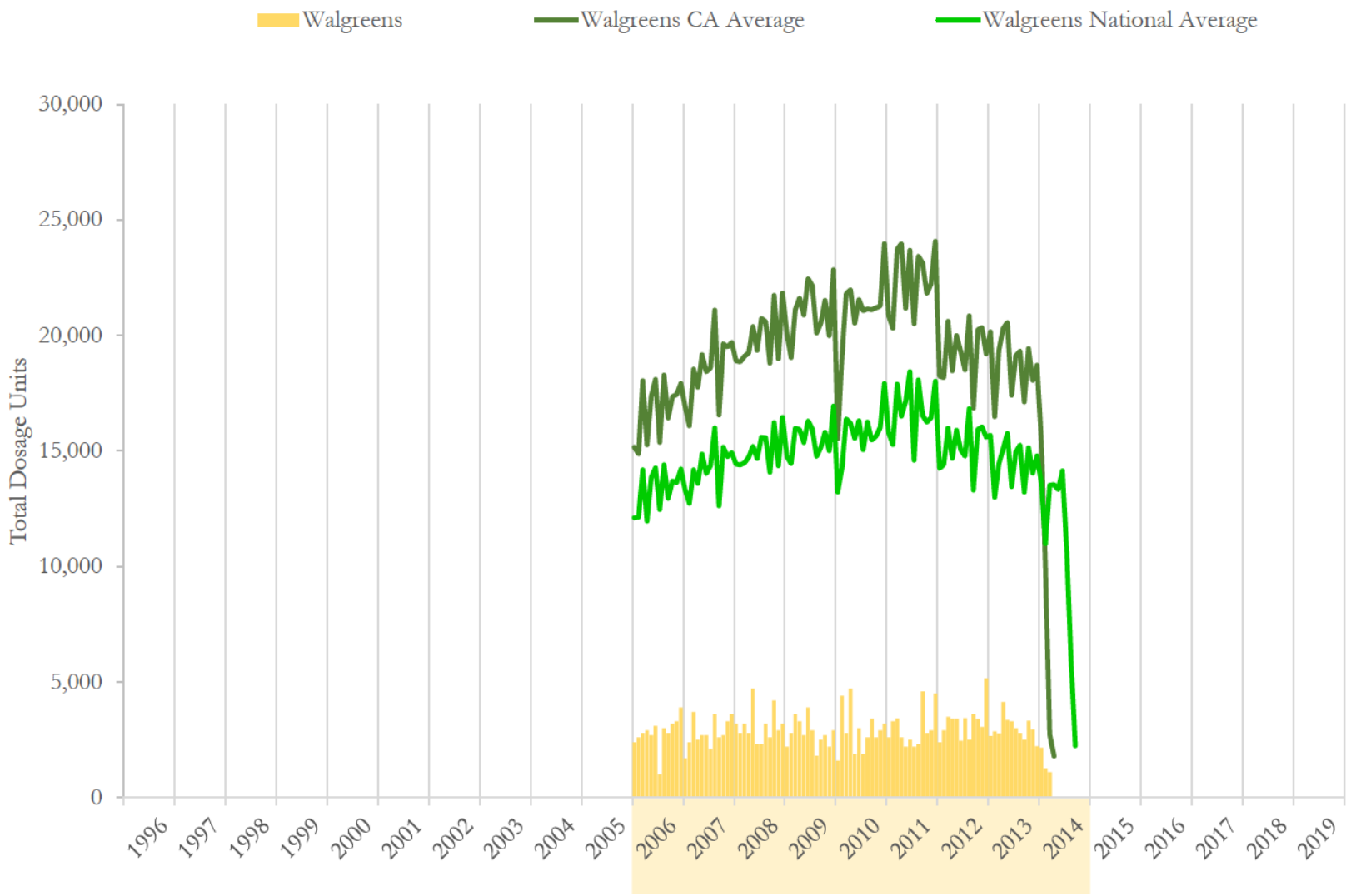

National and state averages reflect hydrocodone shipped from Walgreen Co to all active pharmacies each month.
Data source: ARCOS (2006-2014) and Defendant Distribution Data (Walgreens 1/2006 - 3/2014)

Walgreens # 04492 (3/1999 to 12/2017)
DEA: BW6208157
33 Drumm St.
San Francisco, CA 94111

Walgreen Co Hydrocodone Shipments to Walgreens # 04492

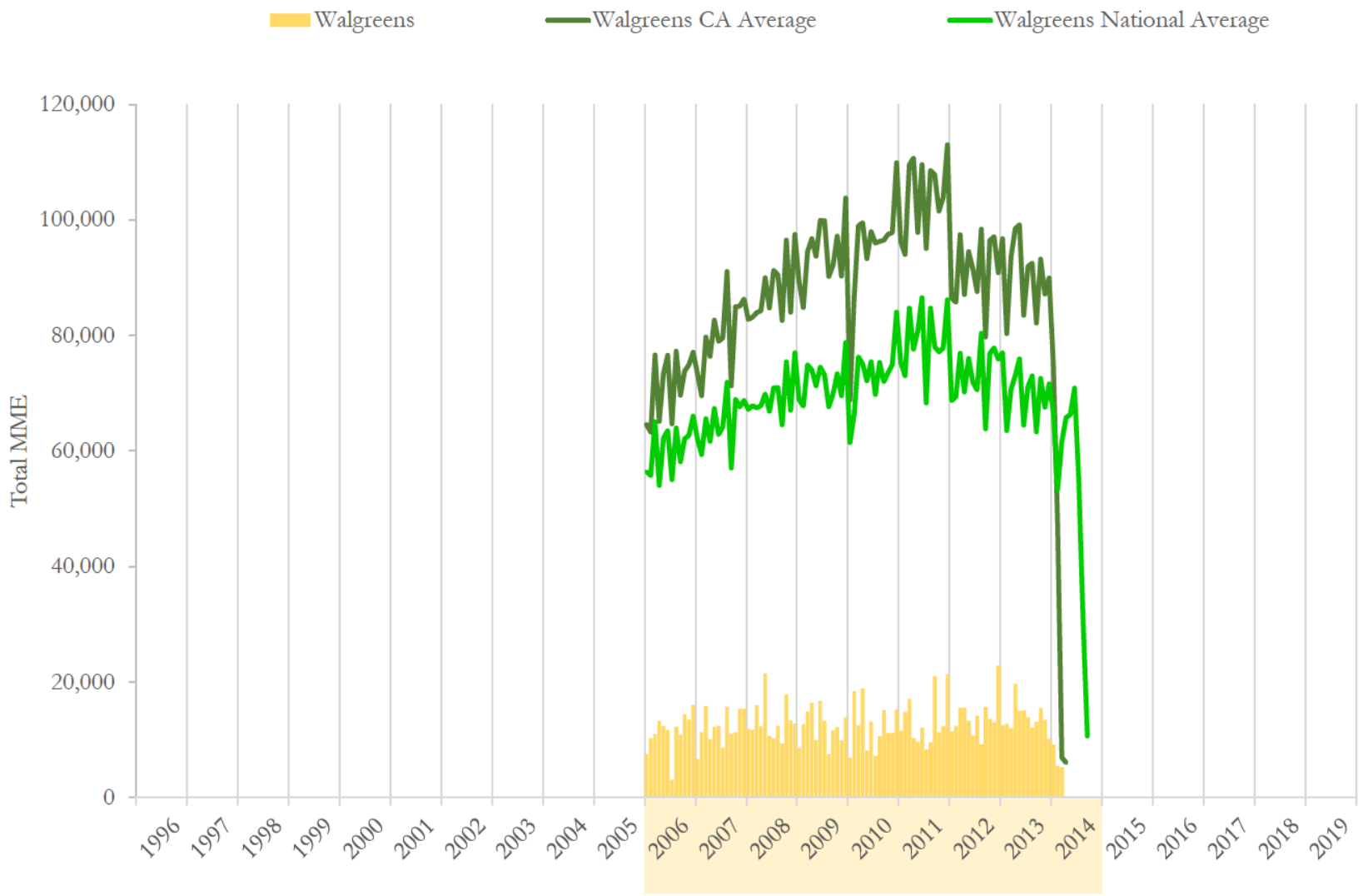

National and state averages reflect hydrocodone shipped from Walgreen Co to all active pharmacies each month.
Data source: ARCOS (2006-2014) and Defendant Distribution Data (Walgreens 1/2006 - 3/2014)

Walgreens # 04492 (3/1999 to 12/2017)
DEA: BW6208157
33 Drumm St.
San Francisco, CA 94111

Walgreen Co Hydrocodone Shipments to Walgreens # 04492

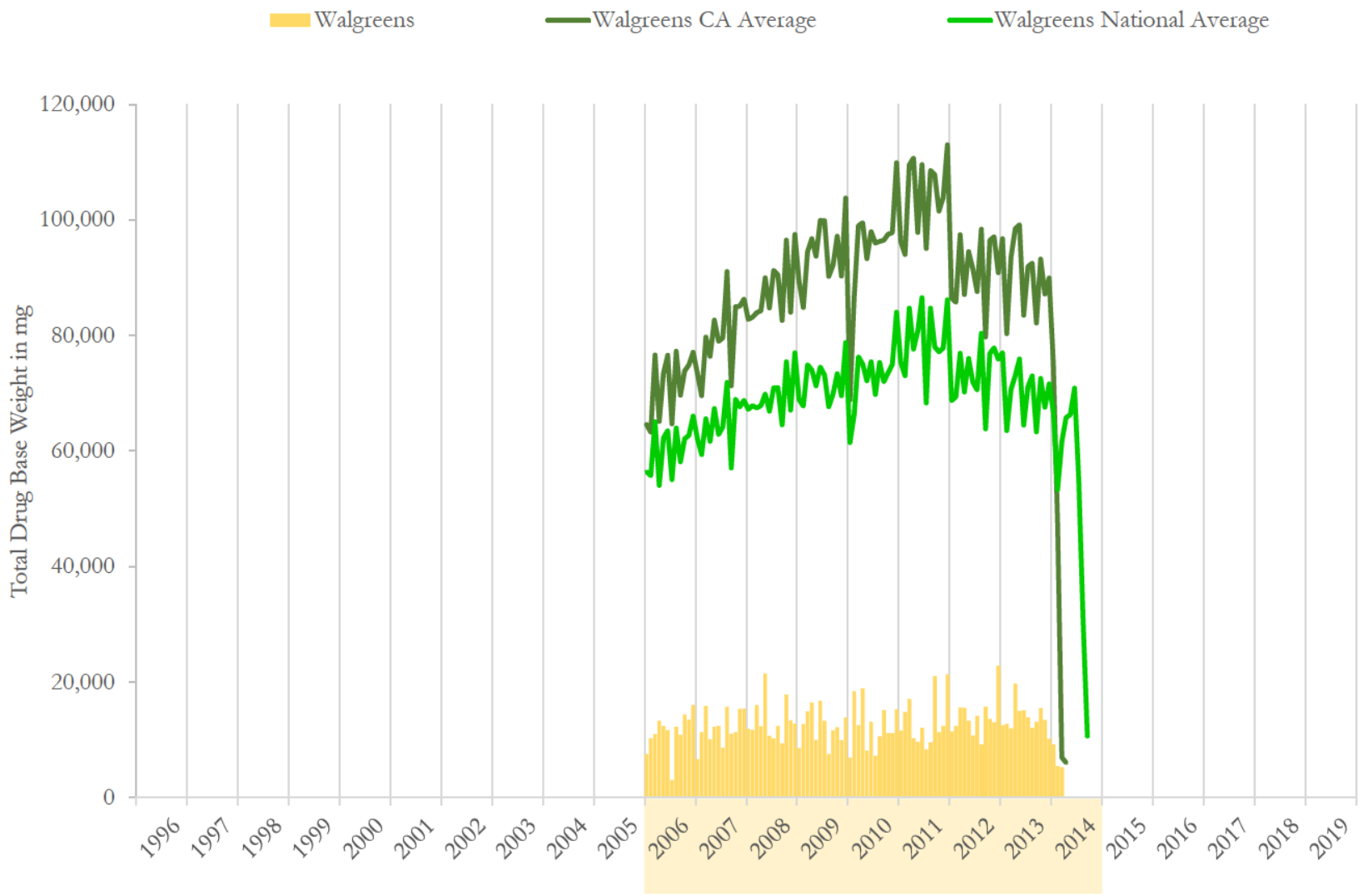

National and state averages reflect hydrocodone shipped from Walgreen Co to all active pharmacies each month.
Data source: ARCOS (2006-2014) and Defendant Distribution Data (Walgreens 1/2006 - 3/2014)

Walgreens # 04492 (3/1999 to 12/2017)
DEA: BW6208157
33 Drumm St
San Francisco, CA 94111

Walgreen Co Hydrocodone Shipments to Walgreens # 04492

	Dosage Units		MME		Drug Base Weight in mg	
Date	Walgreens	% Change	Walgreens	% Change	Walgreens	% Change
01/2006	2,400	n/a	7,551	n/a	7,551	n/a
02/2006	2,600	8.3%	10,284	36.2%	10,284	36.2%
03/2006	2,800	7.7%	11,032	7.3%	11,032	7.3%
04/2006	2,900	3.6%	13,319	20.7%	13,319	20.7%
05/2006	2,700	-6.9%	12,394	-6.9%	12,394	-6.9%
06/2006	3,100	14.8%	11,654	-6.0%	11,654	-6.0%
07/2006	1,000	-67.7%	3,027	-74.0%	3,027	-74.0%
08/2006	3,000	200.0%	12,251	304.7%	12,251	304.7%
09/2006	2,800	-6.7%	10,897	-11.1%	10,897	-11.1%
10/2006	3,200	14.3%	14,378	31.9%	14,378	31.9%
11/2006	3,300	3.1%	13,454	-6.4%	13,454	-6.4%
12/2006	3,900	18.2%	16,019	19.1%	16,019	19.1%
01/2007	1,700	-56.4%	6,643	-58.5%	6,643	-58.5%
02/2007	2,400	41.2%	11,302	70.1%	11,302	70.1%
03/2007	3,700	54.2%	15,859	40.3%	15,859	40.3%
04/2007	2,500	-32.4%	10,124	-36.2%	10,124	-36.2%
05/2007	2,700	8.0%	12,243	20.9%	12,243	20.9%
06/2007	2,700	0.0%	12,394	1.2%	12,394	1.2%
07/2007	2,100	-22.2%	8,627	-30.4%	8,627	-30.4%
08/2007	3,600	71.4%	15,732	82.4%	15,732	82.4%
09/2007	2,600	-27.8%	11,049	-29.8%	11,049	-29.8%
10/2007	2,700	3.8%	11,319	2.4%	11,319	2.4%
11/2007	3,300	22.2%	15,357	35.7%	15,357	35.7%
12/2007	3,600	9.1%	15,405	0.3%	15,405	0.3%

Data source: ARCOS (2006-2014) and Defendant Distribution Data (Walgreens 1/2006 - 3/2014)

Walgreens # 04492 (3/1999 to 12/2017)
DEA: BW6208157
33 Drumm St
San Francisco, CA 94111

Walgreen Co Hydrocodone Shipments to Walgreens # 04492

	Dosage Units		MME		Drug Base Weight in mg	
Date	Walgreens	% Change	Walgreens	% Change	Walgreens	% Change
01/2008	3,200	-11.1%	11,924	-22.6%	11,924	-22.6%
02/2008	2,800	-12.5%	11,692	-2.0%	11,692	-2.0%
03/2008	3,200	14.3%	15,954	36.5%	15,954	36.5%
04/2008	2,800	-12.5%	12,346	-22.6%	12,346	-22.6%
05/2008	4,700	67.9%	21,484	74.0%	21,484	74.0%
06/2008	2,300	-51.1%	10,721	-50.1%	10,721	-50.1%
07/2008	2,300	0.0%	10,235	-4.5%	10,235	-4.5%
08/2008	3,200	39.1%	12,394	21.1%	12,394	21.1%
09/2008	2,600	-18.8%	9,384	-24.3%	9,384	-24.3%
10/2008	4,200	61.5%	17,843	90.1%	17,843	90.1%
11/2008	2,900	-31.0%	13,373	-25.1%	13,373	-25.1%
12/2008	3,200	10.3%	12,792	-4.3%	12,792	-4.3%
01/2009	2,200	-31.3%	8,619	-32.6%	8,619	-32.6%
02/2009	2,800	27.3%	12,681	47.1%	12,681	47.1%
03/2009	3,600	28.6%	14,902	17.5%	14,902	17.5%
04/2009	3,300	-8.3%	16,432	10.3%	16,432	10.3%
05/2009	2,700	-18.2%	9,957	-39.4%	9,957	-39.4%
06/2009	3,900	44.4%	16,767	68.4%	16,767	68.4%
07/2009	2,900	-25.6%	13,278	-20.8%	13,278	-20.8%
08/2009	1,800	-37.9%	7,568	-43.0%	7,568	-43.0%
09/2009	2,500	38.9%	11,605	53.4%	11,605	53.4%
10/2009	2,700	8.0%	12,178	4.9%	12,178	4.9%
11/2009	2,200	-18.5%	9,940	-18.4%	9,940	-18.4%
12/2009	2,900	31.8%	13,843	39.3%	13,843	39.3%

Data source: ARCOS (2006-2014) and Defendant Distribution Data (Walgreens 1/2006 - 3/2014)

Walgreens # 04492 (3/1999 to 12/2017)
DEA: BW6208157
33 Drumm St
San Francisco, CA 94111

Walgreen Co Hydrocodone Shipments to Walgreens # 04492

	Dosage Units		MME		Drug Base Weight in mg	
Date	Walgreens	% Change	Walgreens	% Change	Walgreens	% Change
01/2010	1,600	-44.8%	6,897	-50.2%	6,897	-50.2%
02/2010	4,400	175.0%	18,448	167.5%	18,448	167.5%
03/2010	2,800	-36.4%	12,513	-32.2%	12,513	-32.2%
04/2010	4,700	67.9%	18,919	51.2%	18,919	51.2%
05/2010	1,900	-59.6%	8,140	-57.0%	8,140	-57.0%
06/2010	3,000	57.9%	13,135	61.4%	13,135	61.4%
07/2010	1,900	-36.7%	7,200	-45.2%	7,200	-45.2%
08/2010	2,600	36.8%	10,578	46.9%	10,578	46.9%
09/2010	3,400	30.8%	15,135	43.1%	15,135	43.1%
10/2010	2,600	-23.5%	11,184	-26.1%	11,184	-26.1%
11/2010	2,900	11.5%	11,167	-0.1%	11,167	-0.1%
12/2010	3,200	10.3%	15,270	36.7%	15,270	36.7%
01/2011	2,600	-18.8%	11,557	-24.3%	11,557	-24.3%
02/2011	3,300	26.9%	14,808	28.1%	14,808	28.1%
03/2011	3,420	3.6%	17,056	15.2%	17,056	15.2%
04/2011	2,600	-24.0%	10,292	-39.7%	10,292	-39.7%
05/2011	2,200	-15.4%	9,686	-5.9%	9,686	-5.9%
06/2011	2,500	13.6%	12,108	25.0%	12,108	25.0%
07/2011	2,200	-12.0%	8,324	-31.3%	8,324	-31.3%
08/2011	2,300	4.5%	9,535	14.5%	9,535	14.5%
09/2011	4,600	100.0%	21,021	120.5%	21,021	120.5%
10/2011	2,800	-39.1%	11,335	-46.1%	11,335	-46.1%
11/2011	2,900	3.6%	12,411	9.5%	12,411	9.5%
12/2011	4,500	55.2%	21,308	71.7%	21,308	71.7%

Data source: ARCOS (2006-2014) and Defendant Distribution Data (Walgreens 1/2006 - 3/2014)

Walgreen Co Hydrocodone Shipments to Walgreens # 04492

	Dosage Units		MME		Drug Base Weight in mg	
Date	Walgreens	% Change	Walgreens	% Change	Walgreens	% Change
01/2012	2,400	-46.7%	11,454	-46.2%	11,454	-46.2%
02/2012	2,900	20.8%	12,394	8.2%	12,394	8.2%
03/2012	3,500	20.7%	15,573	25.6%	15,573	25.6%
04/2012	3,400	-2.9%	15,557	-0.1%	15,557	-0.1%
05/2012	3,400	0.0%	13,319	-14.4%	13,319	-14.4%
06/2012	2,460	-27.6%	10,760	-19.2%	10,760	-19.2%
07/2012	3,430	39.4%	14,166	31.7%	14,166	31.7%
08/2012	2,500	-27.1%	9,216	-34.9%	9,216	-34.9%
09/2012	3,600	44.0%	15,724	70.6%	15,724	70.6%
10/2012	3,390	-5.8%	13,591	-13.6%	13,591	-13.6%
11/2012	3,060	-9.7%	13,030	-4.1%	13,030	-4.1%
12/2012	5,160	68.6%	22,852	75.4%	22,852	75.4%
01/2013	2,660	-48.4%	12,535	-45.1%	12,535	-45.1%
02/2013	2,860	7.5%	12,727	1.5%	12,727	1.5%
03/2013	2,780	-2.8%	12,023	-5.5%	12,023	-5.5%
04/2013	4,130	48.6%	19,742	64.2%	19,742	64.2%
05/2013	3,360	-18.6%	15,006	-24.0%	15,006	-24.0%
06/2013	3,300	-1.8%	15,103	0.6%	15,103	0.6%
07/2013	3,000	-9.1%	13,908	-7.9%	13,908	-7.9%
08/2013	2,800	-6.7%	12,084	-13.1%	12,084	-13.1%
09/2013	2,500	-10.7%	13,119	8.6%	13,119	8.6%
10/2013	3,330	33.2%	15,480	18.0%	15,480	18.0%
11/2013	2,960	-11.1%	13,435	-13.2%	13,435	-13.2%
12/2013	2,230	-24.7%	10,215	-24.0%	10,215	-24.0%

Data source: ARCOS (2006-2014) and Defendant Distribution Data (Walgreens 1/2006 - 3/2014)

Walgreen Co Hydrocodone Shipments to Walgreens # 04492

	Dosage Units		MME		Drug Base Weight in mg	
Date	Walgreens	% Change	Walgreens	% Change	Walgreens	% Change
01/2014	2,160	-3.1%	9,206	-9.9%	9,206	-9.9%
02/2014	1,260	-41.7%	5,479	-40.5%	5,479	-40.5%
03/2014	1,100	-12.7%	5,281	-3.6%	5,281	-3.6%
04/2014	0	-100.0%	0	-100.0%	0	-100.0%
05/2014	0	n/a	0	n/a	0	n/a
06/2014	0	n/a	0	n/a	0	n/a
07/2014	0	n/a	0	n/a	0	n/a
08/2014	0	n/a	0	n/a	0	n/a
09/2014	0	n/a	0	n/a	0	n/a
10/2014	0	n/a	0	n/a	0	n/a
11/2014	0	n/a	0	n/a	0	n/a
12/2014	0	n/a	0	n/a	0	n/a
01/2015	0	n/a	0	n/a	0	n/a
02/2015	0	n/a	0	n/a	0	n/a
03/2015	0	n/a	0	n/a	0	n/a
04/2015	0	n/a	0	n/a	0	n/a
05/2015	0	n/a	0	n/a	0	n/a
06/2015	0	n/a	0	n/a	0	n/a
07/2015	0	n/a	0	n/a	0	n/a
08/2015	0	n/a	0	n/a	0	n/a
09/2015	0	n/a	0	n/a	0	n/a
10/2015	0	n/a	0	n/a	0	n/a
11/2015	0	n/a	0	n/a	0	n/a
12/2015	0	n/a	0	n/a	0	n/a

Data source: ARCOS (2006-2014) and Defendant Distribution Data (Walgreens 1/2006 - 3/2014)

Walgreens # 04492 (3/1999 to 12/2017)
DEA: BW6208157
33 Drumm St
San Francisco, CA 94111

Walgreen Co Hydrocodone Shipments to Walgreens # 04492

	Dosage Units		MME		Drug Base Weight in mg	
Date	Walgreens	% Change	Walgreens	% Change	Walgreens	% Change
1996	0		0		0	
1997	0	n/a	0	n/a	0	n/a
1998	0	n/a	0	n/a	0	n/a
1999	0	n/a	0	n/a	0	n/a
2000	0	n/a	0	n/a	0	n/a
2001	0	n/a	0	n/a	0	n/a
2002	0	n/a	0	n/a	0	n/a
2003	0	n/a	0	n/a	0	n/a
2004	0	n/a	0	n/a	0	n/a
2005	0	n/a	0	n/a	0	n/a
2006	33,700	n/a	136,261	n/a	136,261	n/a
2007	33,600	-0.3%	146,055	7.2%	146,055	7.2%
2008	37,400	11.3%	160,141	9.6%	160,141	9.6%
2009	33,500	-10.4%	147,771	-7.7%	147,771	-7.7%
2010	35,000	4.5%	148,587	0.6%	148,587	0.6%
2011	35,920	2.6%	159,441	7.3%	159,441	7.3%
2012	39,200	9.1%	167,636	5.1%	167,636	5.1%
2013	35,910	-8.4%	165,377	-1.3%	165,377	-1.3%
2014	4,520	-87.4%	19,966	-87.9%	19,966	-87.9%
2015	0	-100.0%	0	-100.0%	0	-100.0%
2016	0	n/a	0	n/a	0	n/a
2017	0	n/a	0	n/a	0	n/a
2018	0	n/a	0	n/a	0	n/a
2019	0	n/a	0	n/a	0	n/a
Total	**288,750**		**1,251,234**		**1,251,234**	

Data source: ARCOS (2006-2014) and Defendant Distribution Data (Walgreens 1/2006 - 3/2014)

Walgreens # 04492 (3/1999 to 12/2017)
DEA: BW6208157
33 Drumm St.
San Francisco, CA 94111

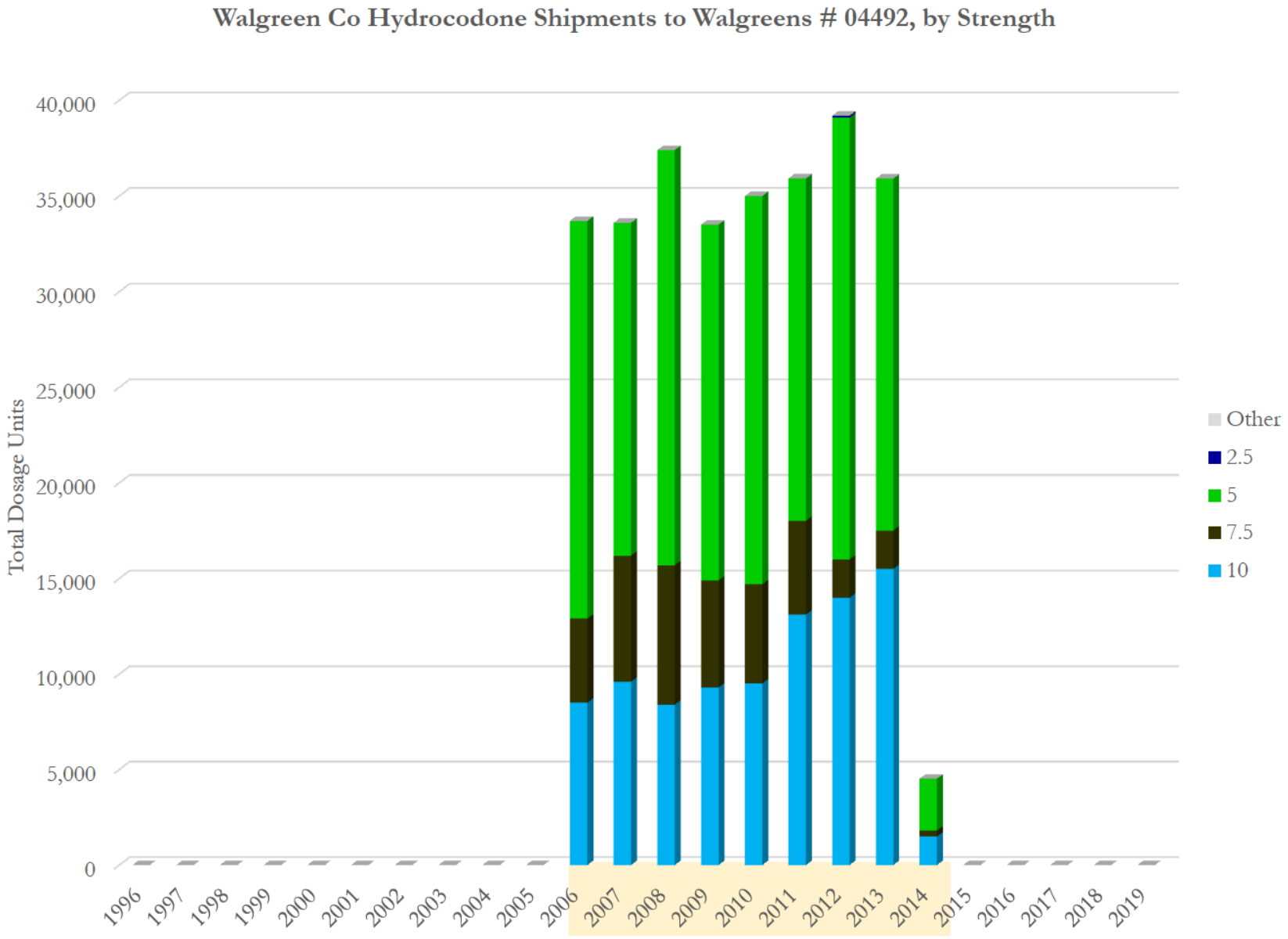

Data source: ARCOS (2006-2014) and Defendant Distribution Data (Walgreens 1/2006 - 3/2014)

Walgreens # 04492 (3/1999 to 12/2017)
DEA: BW6208157
33 Drumm St.
San Francisco, CA 94111

Walgreen Co Hydrocodone Shipments to Walgreens # 04492, by Strength

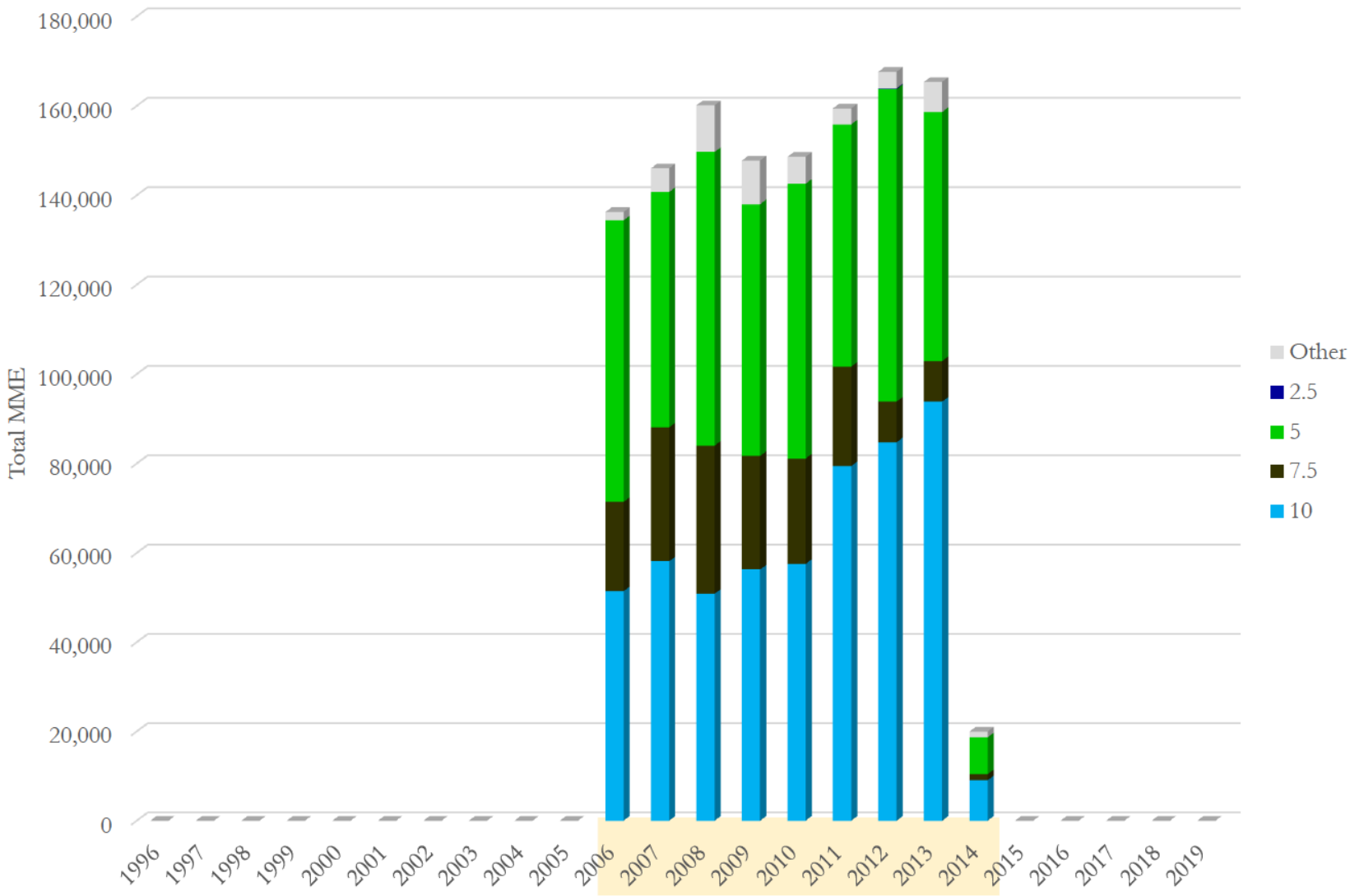

Data source: ARCOS (2006-2014) and Defendant Distribution Data (Walgreens 1/2006 - 3/2014)

Walgreens # 04492 (3/1999 to 12/2017)
DEA: BW6208157
33 Drumm St.
San Francisco, CA 94111

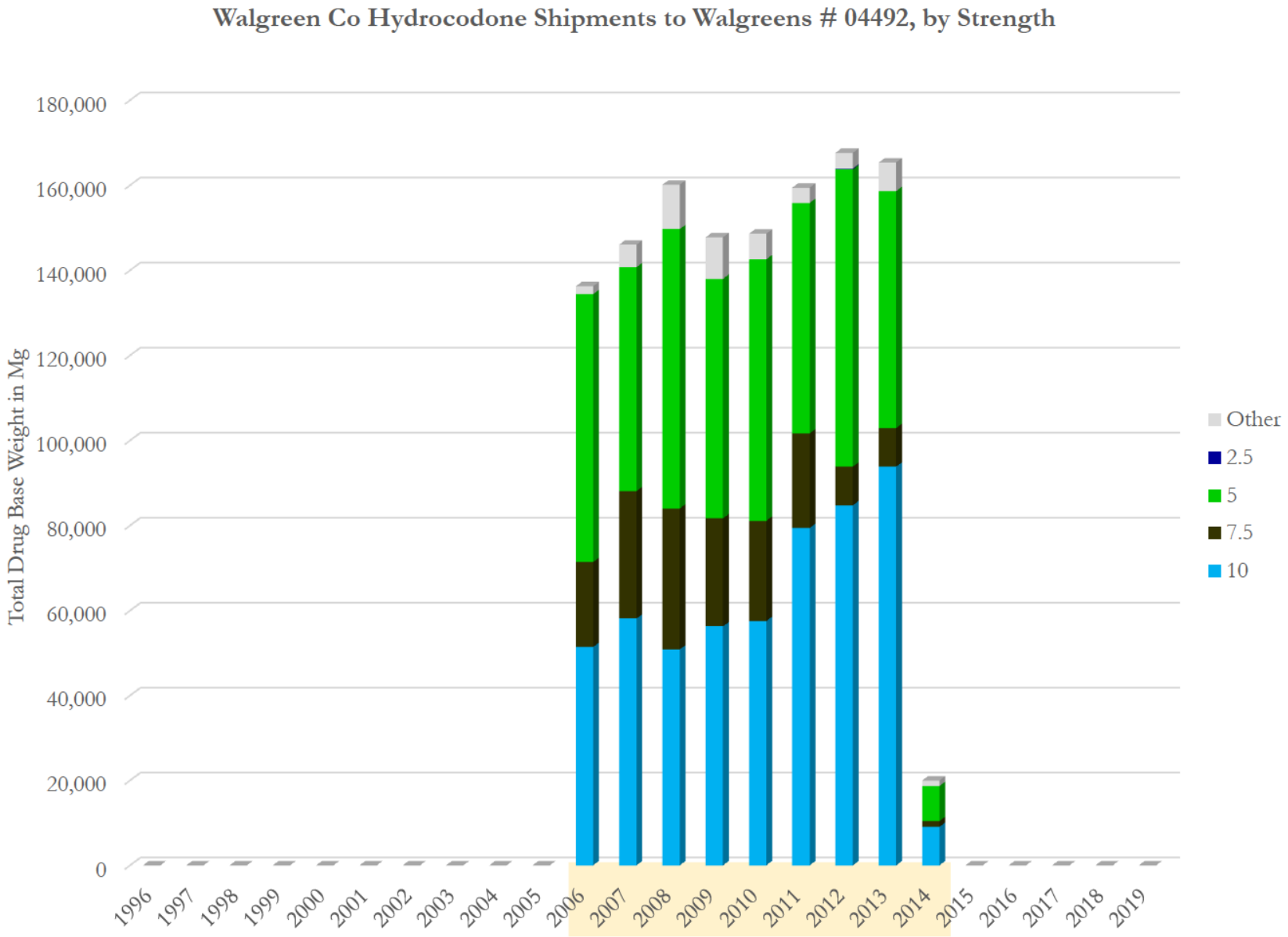

Data source: ARCOS (2006-2014) and Defendant Distribution Data (Walgreens 1/2006 - 3/2014)

Walgreens # 04492 (3/1999 to 12/2017)
DEA: BW6208157
33 Drumm St.
San Francisco, CA 94111

Walgreen Co Hydrocodone Shipments to Walgreens # 04492, by Strength
(Total Dosage Units)

Strength Year\	10	7.5	5	2.5	Other	Total	Avg. Str
1996	0	0	0	0	0	**0**	
1997	0	0	0	0	0	**0**	
1998	0	0	0	0	0	**0**	
1999	0	0	0	0	0	**0**	
2000	0	0	0	0	0	**0**	
2001	0	0	0	0	0	**0**	
2002	0	0	0	0	0	**0**	
2003	0	0	0	0	0	**0**	
2004	0	0	0	0	0	**0**	
2005	0	0	0	0	0	**0**	
2006	8,500	4,400	20,800	0	0	**33,700**	6.59
2007	9,600	6,600	17,400	0	0	**33,600**	6.92
2008	8,400	7,300	21,700	0	0	**37,400**	6.61
2009	9,300	5,600	18,600	0	0	**33,500**	6.81
2010	9,500	5,200	20,300	0	0	**35,000**	6.73
2011	13,120	4,900	17,900	0	0	**35,920**	7.17
2012	14,000	2,000	23,100	100	0	**39,200**	6.91
2013	15,500	2,000	18,410	0	0	**35,910**	7.30
2014	1,500	300	2,720	0	0	**4,520**	6.83
2015	0	0	0	0	0	**0**	
2016	0	0	0	0	0	**0**	
2017	0	0	0	0	0	**0**	
2018	0	0	0	0	0	**0**	
2019	0	0	0	0	0	**0**	
Total	**89,420**	**38,300**	**160,930**	**100**	**0**	**288,750**	6.88

Data source: ARCOS (2006-2014) and Defendant Distribution Data (Walgreens 1/2006 - 3/2014)

Walgreens # 04492 (3/1999 to 12/2017)
DEA: BW6208157
33 Drumm St.
San Francisco, CA 94111

Walgreen Co Hydrocodone Shipments to Walgreens # 04492, by Strength (Total MME)

Strength Year\	10	7.5	5	2.5	Other	Total	Avg. Str
1996	0	0	0	0	0	**0**	
1997	0	0	0	0	0	**0**	
1998	0	0	0	0	0	**0**	
1999	0	0	0	0	0	**0**	
2000	0	0	0	0	0	**0**	
2001	0	0	0	0	0	**0**	
2002	0	0	0	0	0	**0**	
2003	0	0	0	0	0	**0**	
2004	0	0	0	0	0	**0**	
2005	0	0	0	0	0	**0**	
2006	51,459	19,978	62,962	0	1,862	**136,261**	6.59
2007	58,118	29,967	52,670	0	5,299	**146,055**	6.92
2008	50,854	33,146	65,686	0	10,456	**160,141**	6.61
2009	56,302	25,427	56,302	0	9,740	**147,771**	6.81
2010	57,513	23,611	61,448	0	6,016	**148,587**	6.73
2011	79,428	22,248	54,183	0	3,581	**159,441**	7.17
2012	84,756	9,081	69,924	151	3,724	**167,636**	6.91
2013	93,837	9,081	55,727	0	6,732	**165,377**	7.30
2014	9,081	1,362	8,233	0	1,289	**19,966**	6.83
2015	0	0	0	0	0	**0**	
2016	0	0	0	0	0	**0**	
2017	0	0	0	0	0	**0**	
2018	0	0	0	0	0	**0**	
2019	0	0	0	0	0	**0**	
Total	**541,349**	**173,901**	**487,135**	**151**	**48,698**	**1,251,234**	6.88

Data source: ARCOS (2006-2014) and Defendant Distribution Data (Walgreens 1/2006 - 3/2014)

Walgreens # 04492 (3/1999 to 12/2017)
DEA: BW6208157
33 Drumm St.
San Francisco, CA 94111

Walgreen Co Hydrocodone Shipments to Walgreens # 04492, by Strength
(Total Drug Base Weight in Milligram)

Strength Year\	10	7.5	5	2.5	Other	Total	Avg. Str
1996	0	0	0	0	0	**0**	
1997	0	0	0	0	0	**0**	
1998	0	0	0	0	0	**0**	
1999	0	0	0	0	0	**0**	
2000	0	0	0	0	0	**0**	
2001	0	0	0	0	0	**0**	
2002	0	0	0	0	0	**0**	
2003	0	0	0	0	0	**0**	
2004	0	0	0	0	0	**0**	
2005	0	0	0	0	0	**0**	
2006	51,459	19,978	62,962	0	1,862	**136,261**	6.59
2007	58,118	29,967	52,670	0	5,299	**146,055**	6.92
2008	50,854	33,146	65,686	0	10,456	**160,141**	6.61
2009	56,302	25,427	56,302	0	9,740	**147,771**	6.81
2010	57,513	23,611	61,448	0	6,016	**148,587**	6.73
2011	79,428	22,248	54,183	0	3,581	**159,441**	7.17
2012	84,756	9,081	69,924	151	3,724	**167,636**	6.91
2013	93,837	9,081	55,727	0	6,732	**165,377**	7.30
2014	9,081	1,362	8,233	0	1,289	**19,966**	6.83
2015	0	0	0	0	0	**0**	
2016	0	0	0	0	0	**0**	
2017	0	0	0	0	0	**0**	
2018	0	0	0	0	0	**0**	
2019	0	0	0	0	0	**0**	
Total	**541,349**	**173,901**	**487,135**	**151**	**48,698**	**1,251,234**	6.88

Data source: ARCOS (2006-2014) and Defendant Distribution Data (Walgreens 1/2006 - 3/2014)

Visitacion Valley Pharmacy (3/2002 to 12/2018)
DEA: AV7273763
100 Leland Ave
San Francisco, CA 94134

Anda, Inc Oxycodone Shipments to Visitacion Valley Pharmacy

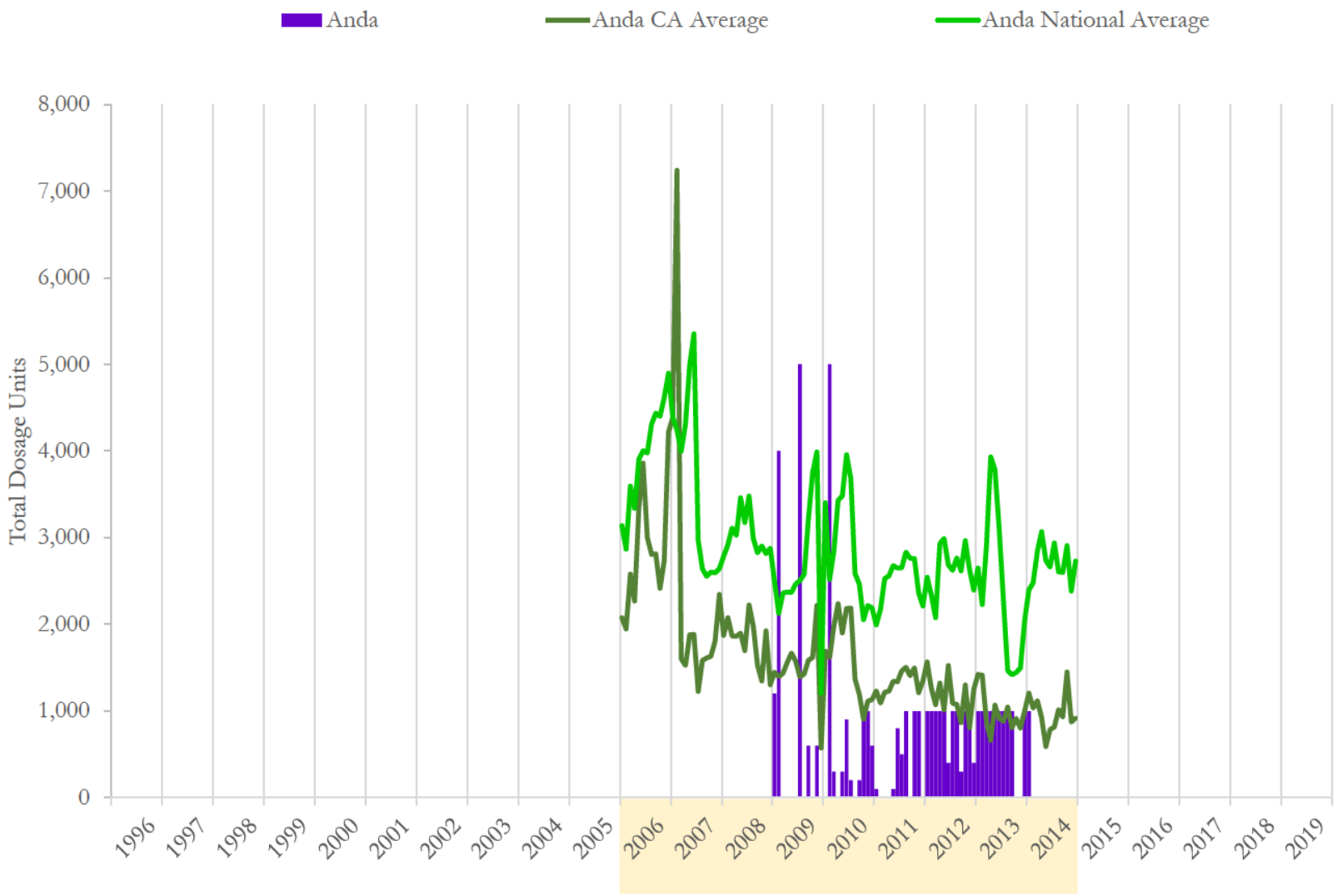

National and state averages reflect oxycodone shipped from Anda, Inc to all active pharmacies each month.
Data source: ARCOS (2006-2014) and Defendant Distribution Data (Anda 12/1996 - 1/2015)

Visitacion Valley Pharmacy (3/2002 to 12/2018)
DEA: AV7273763
100 Leland Ave
San Francisco, CA 94134

Anda, Inc Oxycodone Shipments to Visitacion Valley Pharmacy

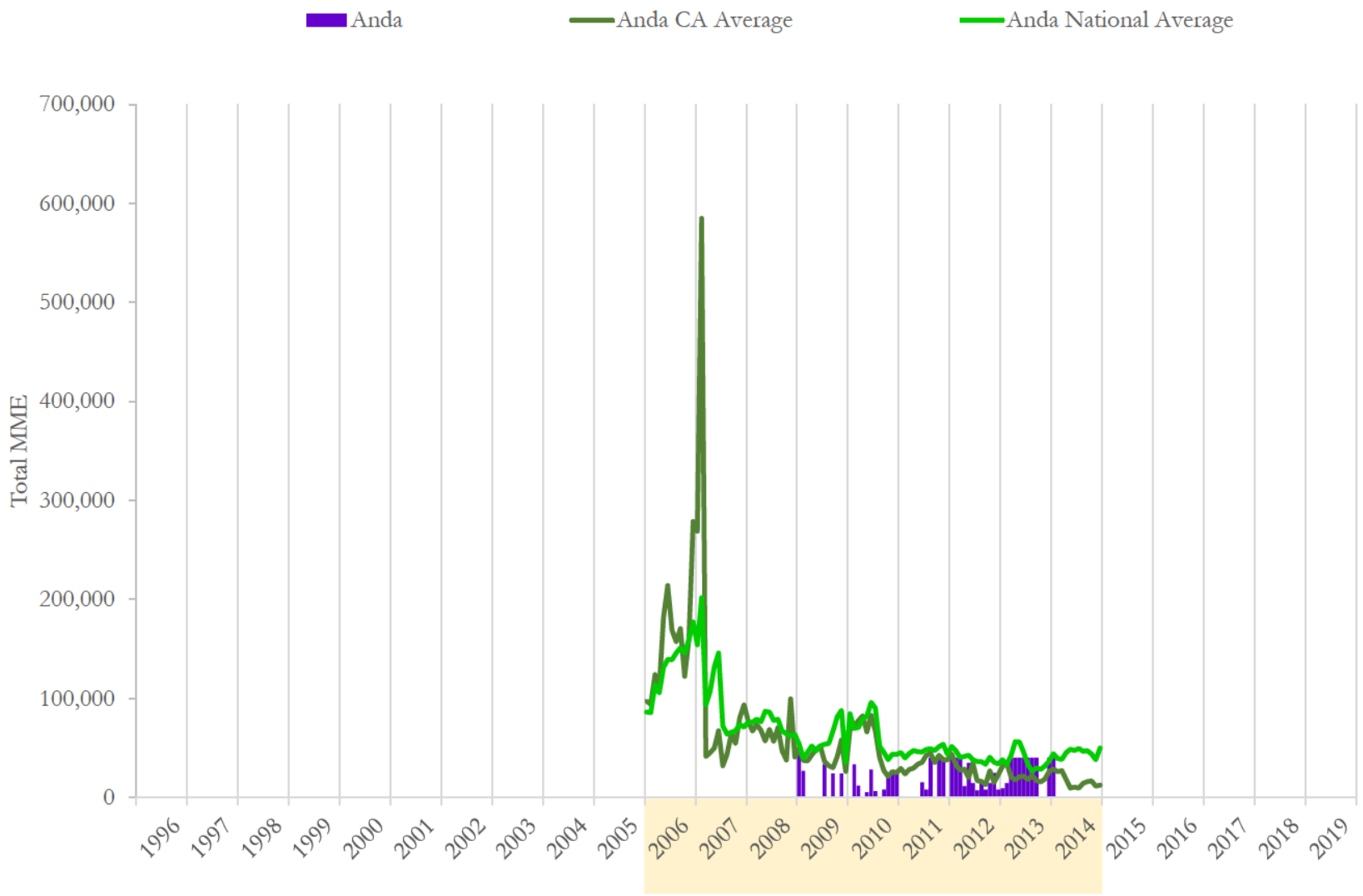

National and state averages reflect oxycodone shipped from Anda, Inc to all active pharmacies each month.
Data source: ARCOS (2006-2014) and Defendant Distribution Data (Anda 12/1996 - 1/2015)

Visitacion Valley Pharmacy (3/2002 to 12/2018)
DEA: AV7273763
100 Leland Ave
San Francisco, CA 94134

Anda, Inc Oxycodone Shipments to Visitacion Valley Pharmacy

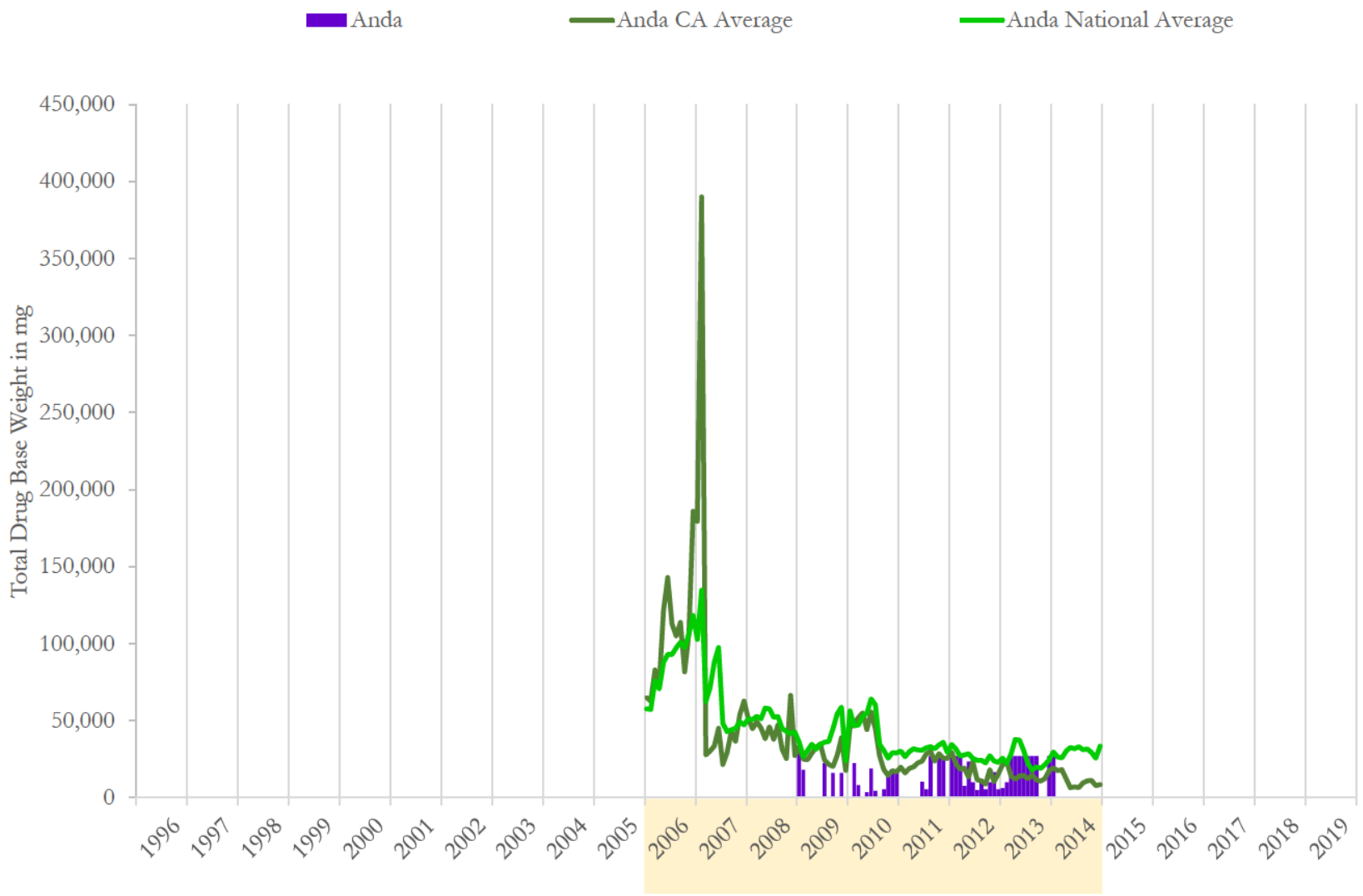

National and state averages reflect oxycodone shipped from Anda, Inc to all active pharmacies each month.
Data source: ARCOS (2006-2014) and Defendant Distribution Data (Anda 12/1996 - 1/2015)

Anda, Inc Oxycodone Shipments to Visitacion Valley Pharmacy

	Dosage Units		MME		Drug Base Weight in mg	
Date	Anda	% Change	Anda	% Change	Anda	% Change
01/2008	0	n/a	0	n/a	0	n/a
02/2008	0	n/a	0	n/a	0	n/a
03/2008	0	n/a	0	n/a	0	n/a
04/2008	0	n/a	0	n/a	0	n/a
05/2008	0	n/a	0	n/a	0	n/a
06/2008	0	n/a	0	n/a	0	n/a
07/2008	0	n/a	0	n/a	0	n/a
08/2008	0	n/a	0	n/a	0	n/a
09/2008	0	n/a	0	n/a	0	n/a
10/2008	0	n/a	0	n/a	0	n/a
11/2008	0	n/a	0	n/a	0	n/a
12/2008	0	n/a	0	n/a	0	n/a
01/2009	1,200	n/a	48,411	n/a	32,274	n/a
02/2009	4,000	233.3%	26,895	-44.4%	17,930	-44.4%
03/2009	0	-100.0%	0	-100.0%	0	-100.0%
04/2009	0	n/a	0	n/a	0	n/a
05/2009	0	n/a	0	n/a	0	n/a
06/2009	0	n/a	0	n/a	0	n/a
07/2009	5,000	n/a	33,619	n/a	22,413	n/a
08/2009	0	-100.0%	0	-100.0%	0	-100.0%
09/2009	600	n/a	24,206	n/a	16,137	n/a
10/2009	0	-100.0%	0	-100.0%	0	-100.0%
11/2009	600	n/a	24,206	n/a	16,137	n/a
12/2009	0	-100.0%	0	-100.0%	0	-100.0%

Data source: ARCOS (2006-2014) and Defendant Distribution Data (Anda 12/1996 - 1/2015)

Anda, Inc Oxycodone Shipments to Visitacion Valley Pharmacy

	Dosage Units		MME		Drug Base Weight in mg	
Date	Anda	% Change	Anda	% Change	Anda	% Change
01/2010	0	n/a	0	n/a	0	n/a
02/2010	5,000	n/a	33,619	n/a	22,413	n/a
03/2010	300	-94.0%	12,103	-64.0%	8,069	-64.0%
04/2010	0	-100.0%	0	-100.0%	0	-100.0%
05/2010	300	n/a	5,379	n/a	3,586	n/a
06/2010	900	200.0%	28,240	425.0%	18,827	425.0%
07/2010	200	-77.8%	6,724	-76.2%	4,483	-76.2%
08/2010	0	-100.0%	0	-100.0%	0	-100.0%
09/2010	200	n/a	8,069	n/a	5,379	n/a
10/2010	1,000	400.0%	23,533	191.7%	15,689	191.7%
11/2010	1,000	0.0%	26,895	14.3%	17,930	14.3%
12/2010	600	-40.0%	24,206	-10.0%	16,137	-10.0%
01/2011	100	-83.3%	1,345	-94.4%	897	-94.4%
02/2011	0	-100.0%	0	-100.0%	0	-100.0%
03/2011	0	n/a	0	n/a	0	n/a
04/2011	0	n/a	0	n/a	0	n/a
05/2011	100	n/a	1,345	n/a	897	n/a
06/2011	800	700.0%	15,465	1050.0%	10,310	1050.0%
07/2011	500	-37.5%	8,069	-47.8%	5,379	-47.8%
08/2011	1,000	100.0%	40,343	400.0%	26,895	400.0%
09/2011	0	-100.0%	0	-100.0%	0	-100.0%
10/2011	1,000	n/a	40,343	n/a	26,895	n/a
11/2011	1,000	0.0%	40,343	0.0%	26,895	0.0%
12/2011	0	-100.0%	0	-100.0%	0	-100.0%

Data source: ARCOS (2006-2014) and Defendant Distribution Data (Anda 12/1996 - 1/2015)

Visitacion Valley Pharmacy (3/2002 to 12/2018)
DEA: AV7273763
100 Leland Ave
San Francisco, CA 94134

Anda, Inc Oxycodone Shipments to Visitacion Valley Pharmacy

	Dosage Units		MME		Drug Base Weight in mg	
Date	Anda	% Change	Anda	% Change	Anda	% Change
01/2012	1,000	n/a	40,343	n/a	26,895	n/a
02/2012	1,000	0.0%	40,343	0.0%	26,895	0.0%
03/2012	1,000	0.0%	40,343	0.0%	26,895	0.0%
04/2012	1,000	0.0%	11,430	-71.7%	7,620	-71.7%
05/2012	1,000	0.0%	34,964	205.9%	23,309	205.9%
06/2012	400	-60.0%	14,792	-57.7%	9,862	-57.7%
07/2012	1,000	150.0%	7,396	-50.0%	4,931	-50.0%
08/2012	1,000	0.0%	18,154	145.5%	12,103	145.5%
09/2012	300	-70.0%	8,069	-55.6%	5,379	-55.6%
10/2012	1,000	233.3%	14,792	83.3%	9,862	83.3%
11/2012	1,000	0.0%	24,878	68.2%	16,585	68.2%
12/2012	400	-60.0%	8,069	-67.6%	5,379	-67.6%
01/2013	1,000	150.0%	9,413	16.7%	6,276	16.7%
02/2013	1,000	0.0%	14,792	57.1%	9,862	57.1%
03/2013	1,000	0.0%	40,343	172.7%	26,895	172.7%
04/2013	1,000	0.0%	40,343	0.0%	26,895	0.0%
05/2013	1,000	0.0%	40,343	0.0%	26,895	0.0%
06/2013	1,000	0.0%	40,343	0.0%	26,895	0.0%
07/2013	1,000	0.0%	40,343	0.0%	26,895	0.0%
08/2013	1,000	0.0%	40,343	0.0%	26,895	0.0%
09/2013	1,000	0.0%	40,343	0.0%	26,895	0.0%
10/2013	0	-100.0%	0	-100.0%	0	-100.0%
11/2013	0	n/a	0	n/a	0	n/a
12/2013	1,000	n/a	40,343	n/a	26,895	n/a

Data source: ARCOS (2006-2014) and Defendant Distribution Data (Anda 12/1996 - 1/2015)

Anda, Inc Oxycodone Shipments to Visitacion Valley Pharmacy

	Dosage Units		MME		Drug Base Weight in mg	
Date	Anda	% Change	Anda	% Change	Anda	% Change
01/2014	1,000	0.0%	40,343	0.0%	26,895	0.0%
02/2014	0	-100.0%	0	-100.0%	0	-100.0%
03/2014	0	n/a	0	n/a	0	n/a
04/2014	0	n/a	0	n/a	0	n/a
05/2014	0	n/a	0	n/a	0	n/a
06/2014	0	n/a	0	n/a	0	n/a
07/2014	0	n/a	0	n/a	0	n/a
08/2014	0	n/a	0	n/a	0	n/a
09/2014	0	n/a	0	n/a	0	n/a
10/2014	0	n/a	0	n/a	0	n/a
11/2014	0	n/a	0	n/a	0	n/a
12/2014	0	n/a	0	n/a	0	n/a
01/2015	0	n/a	0	n/a	0	n/a
02/2015	0	n/a	0	n/a	0	n/a
03/2015	0	n/a	0	n/a	0	n/a
04/2015	0	n/a	0	n/a	0	n/a
05/2015	0	n/a	0	n/a	0	n/a
06/2015	0	n/a	0	n/a	0	n/a
07/2015	0	n/a	0	n/a	0	n/a
08/2015	0	n/a	0	n/a	0	n/a
09/2015	0	n/a	0	n/a	0	n/a
10/2015	0	n/a	0	n/a	0	n/a
11/2015	0	n/a	0	n/a	0	n/a
12/2015	0	n/a	0	n/a	0	n/a

Data source: ARCOS (2006-2014) and Defendant Distribution Data (Anda 12/1996 - 1/2015)

Anda, Inc Oxycodone Shipments to Visitacion Valley Pharmacy

	Dosage Units		MME		Drug Base Weight in mg	
Date	Anda	% Change	Anda	% Change	Anda	% Change
1996	0		0		0	
1997	0	n/a	0	n/a	0	n/a
1998	0	n/a	0	n/a	0	n/a
1999	0	n/a	0	n/a	0	n/a
2000	0	n/a	0	n/a	0	n/a
2001	0	n/a	0	n/a	0	n/a
2002	0	n/a	0	n/a	0	n/a
2003	0	n/a	0	n/a	0	n/a
2004	0	n/a	0	n/a	0	n/a
2005	0	n/a	0	n/a	0	n/a
2006	0	n/a	0	n/a	0	n/a
2007	0	n/a	0	n/a	0	n/a
2008	0	n/a	0	n/a	0	n/a
2009	11,400	n/a	157,336	n/a	104,891	n/a
2010	9,500	-16.7%	168,766	7.3%	112,511	7.3%
2011	4,500	-52.6%	147,250	-12.7%	98,167	-12.7%
2012	10,100	124.4%	263,571	79.0%	175,714	79.0%
2013	10,000	-1.0%	346,946	31.6%	231,297	31.6%
2014	1,000	-90.0%	40,343	-88.4%	26,895	-88.4%
2015	0	-100.0%	0	-100.0%	0	-100.0%
2016	0	n/a	0	n/a	0	n/a
2017	0	n/a	0	n/a	0	n/a
2018	0	n/a	0	n/a	0	n/a
2019	0	n/a	0	n/a	0	n/a
Total	**46,500**		**1,124,211**		**749,474**	

Data source: ARCOS (2006-2014) and Defendant Distribution Data (Anda 12/1996 - 1/2015)

Visitacion Valley Pharmacy (3/2002 to 12/2018)
DEA: AV7273763
100 Leland Ave
San Francisco, CA 94134

Anda, Inc Oxycodone Shipments to Visitacion Valley Pharmacy, by Strength

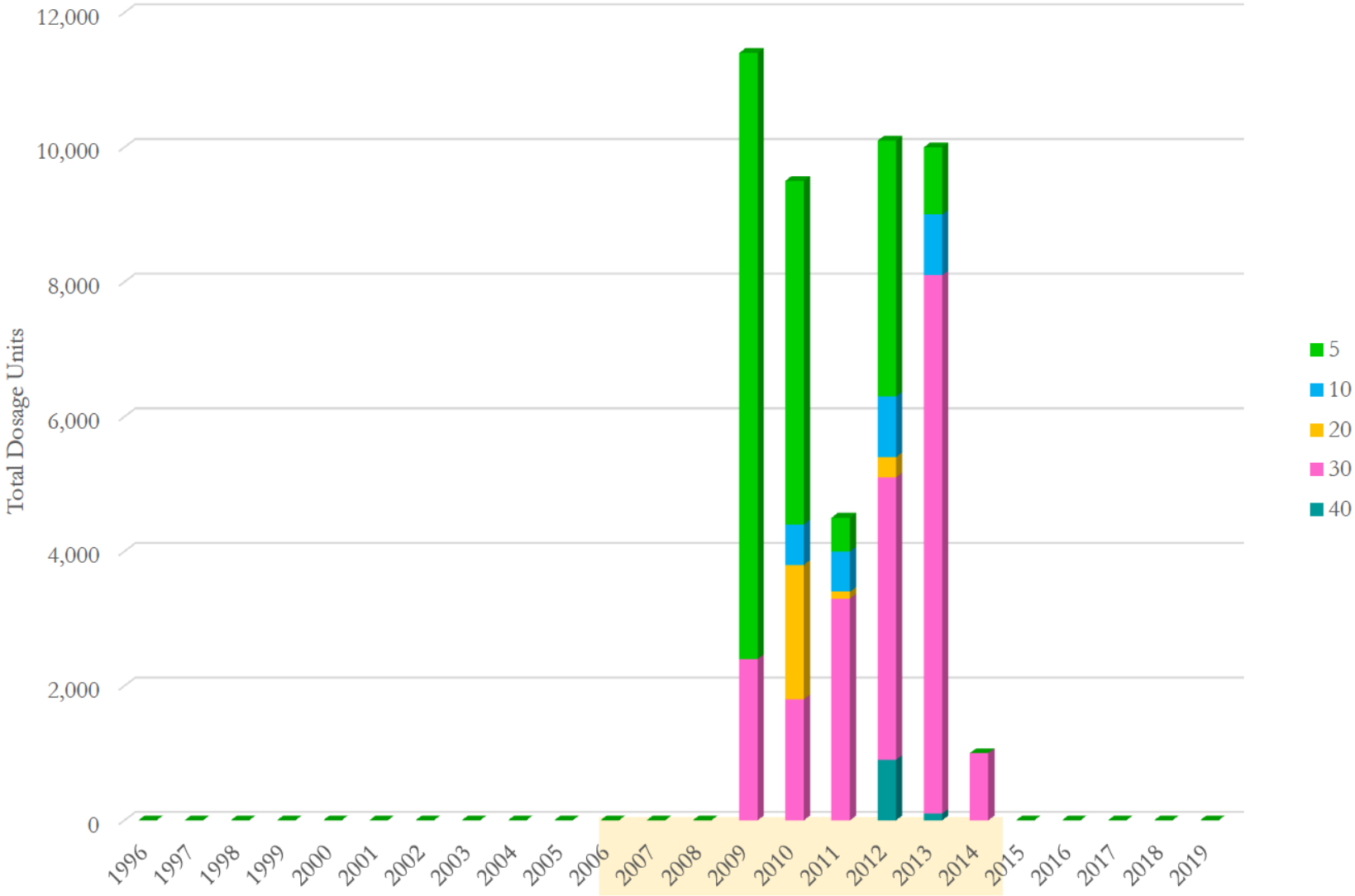

Data source: ARCOS (2006-2014) and Defendant Distribution Data (Anda 12/1996 - 1/2015)

Visitacion Valley Pharmacy (3/2002 to 12/2018)
DEA: AV7273763
100 Leland Ave
San Francisco, CA 94134

Anda, Inc Oxycodone Shipments to Visitacion Valley Pharmacy, by Strength

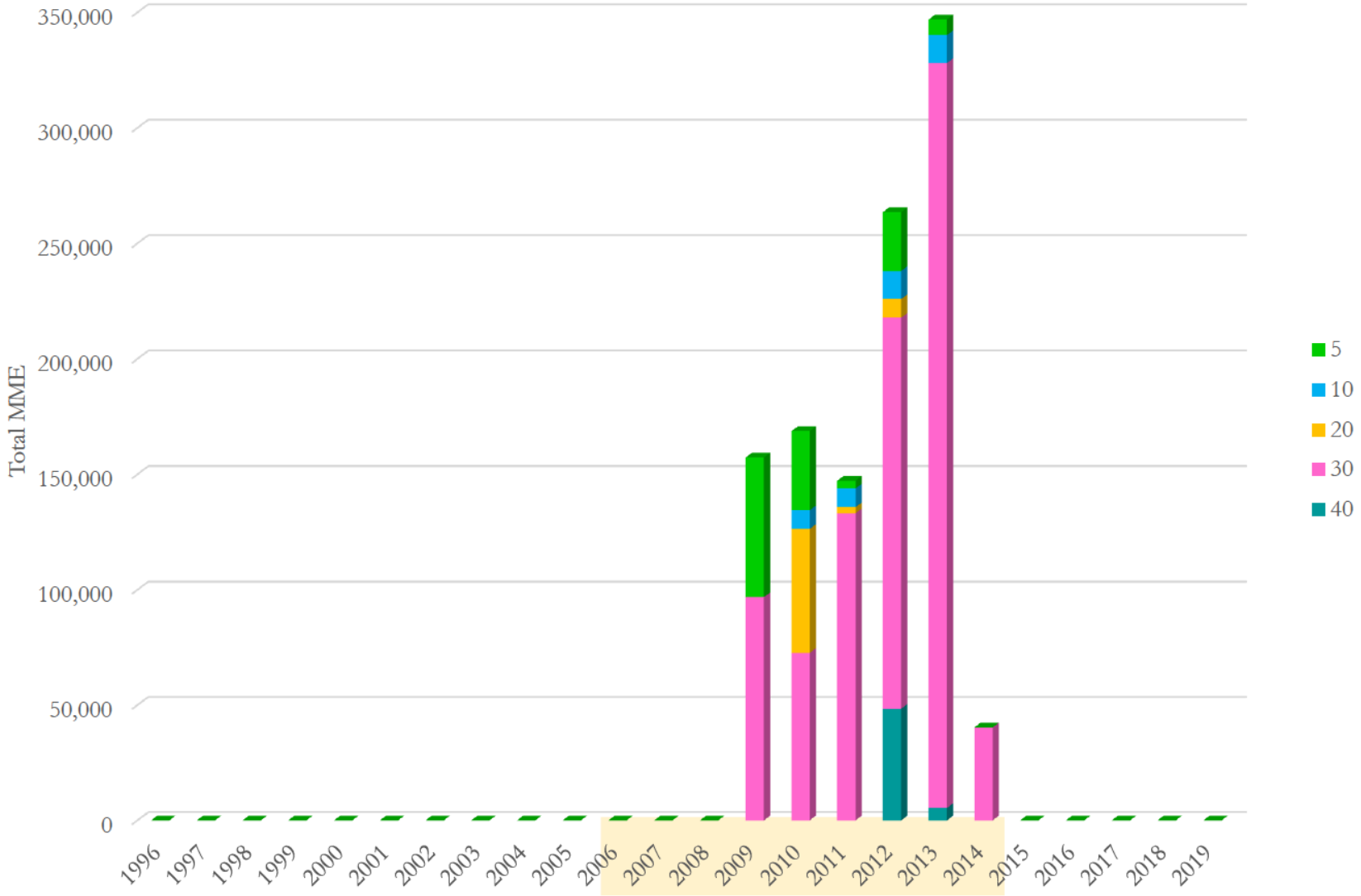

Data source: ARCOS (2006-2014) and Defendant Distribution Data (Anda 12/1996 - 1/2015)

Visitacion Valley Pharmacy (3/2002 to 12/2018)
DEA: AV7273763
100 Leland Ave
San Francisco, CA 94134

Anda, Inc Oxycodone Shipments to Visitacion Valley Pharmacy, by Strength

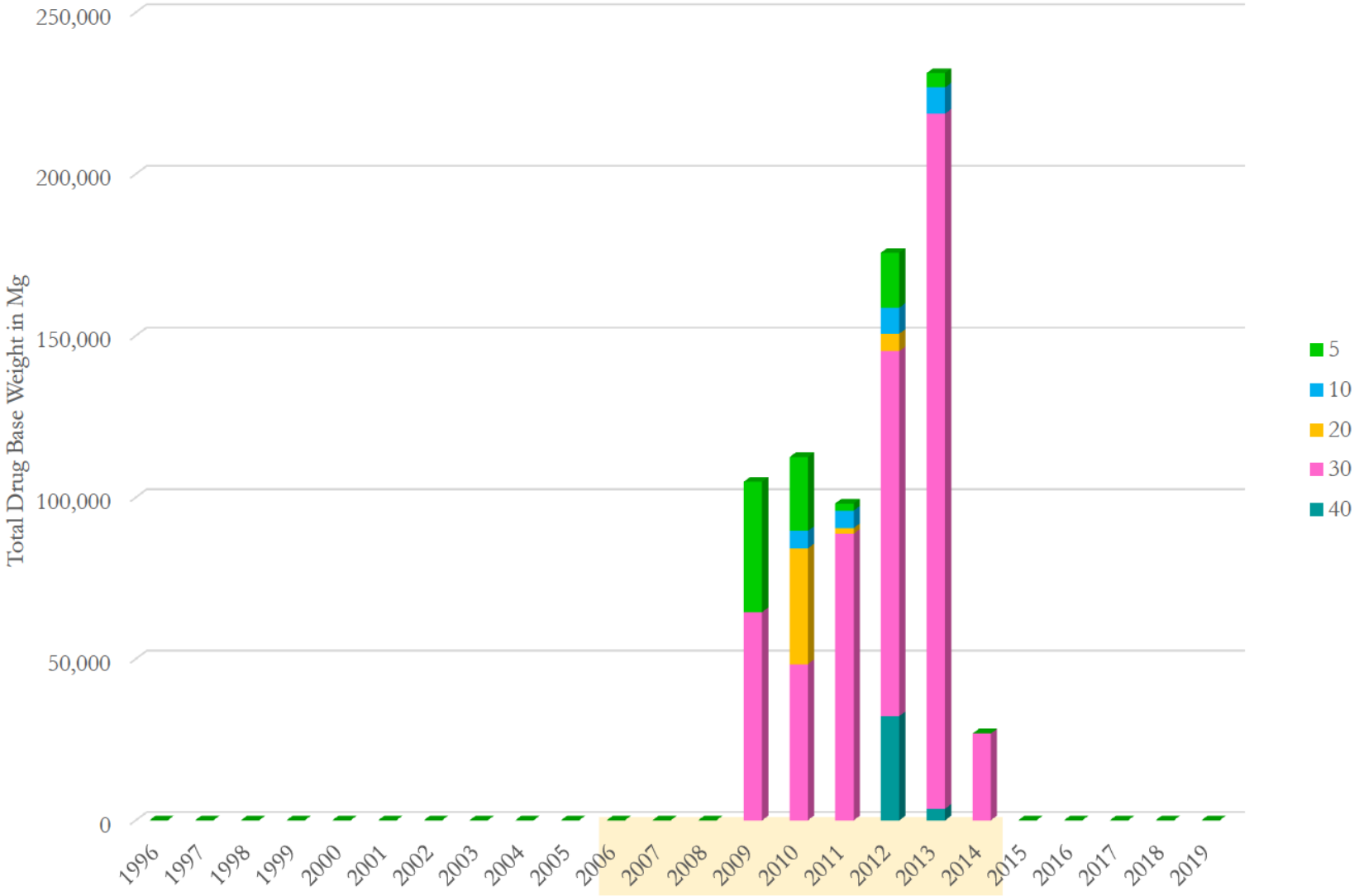

Data source: ARCOS (2006-2014) and Defendant Distribution Data (Anda 12/1996 - 1/2015)

Visitacion Valley Pharmacy (3/2002 to 12/2018)
DEA: AV7273763
100 Leland Ave
San Francisco, CA 94134

Anda, Inc Oxycodone Shipments to Visitacion Valley Pharmacy, by Strength
(Total Dosage Units)

Strength Year\	40	30	20	10	5	Total	Avg. Str
1996	0	0	0	0	0	**0**	
1997	0	0	0	0	0	**0**	
1998	0	0	0	0	0	**0**	
1999	0	0	0	0	0	**0**	
2000	0	0	0	0	0	**0**	
2001	0	0	0	0	0	**0**	
2002	0	0	0	0	0	**0**	
2003	0	0	0	0	0	**0**	
2004	0	0	0	0	0	**0**	
2005	0	0	0	0	0	**0**	
2006	0	0	0	0	0	**0**	
2007	0	0	0	0	0	**0**	
2008	0	0	0	0	0	**0**	
2009	0	2,400	0	0	9,000	**11,400**	10.26
2010	0	1,800	2,000	600	5,100	**9,500**	13.21
2011	0	3,300	100	600	500	**4,500**	24.33
2012	900	4,200	300	900	3,800	**10,100**	19.41
2013	100	8,000	0	900	1,000	**10,000**	25.80
2014	0	1,000	0	0	0	**1,000**	30.00
2015	0	0	0	0	0	**0**	
2016	0	0	0	0	0	**0**	
2017	0	0	0	0	0	**0**	
2018	0	0	0	0	0	**0**	
2019	0	0	0	0	0	**0**	
Total	**1,000**	**20,700**	**2,400**	**3,000**	**19,400**	**46,500**	17.98

Data source: ARCOS (2006-2014) and Defendant Distribution Data (Anda 12/1996 - 1/2015)

Anda, Inc Oxycodone Shipments to Visitacion Valley Pharmacy, by Strength (Total MME)

Strength / Year\	40	30	20	10	5	Total	Avg. Str
1996	0	0	0	0	0	**0**	
1997	0	0	0	0	0	**0**	
1998	0	0	0	0	0	**0**	
1999	0	0	0	0	0	**0**	
2000	0	0	0	0	0	**0**	
2001	0	0	0	0	0	**0**	
2002	0	0	0	0	0	**0**	
2003	0	0	0	0	0	**0**	
2004	0	0	0	0	0	**0**	
2005	0	0	0	0	0	**0**	
2006	0	0	0	0	0	**0**	
2007	0	0	0	0	0	**0**	
2008	0	0	0	0	0	**0**	
2009	0	96,822	0	0	60,514	**157,336**	10.26
2010	0	72,617	53,790	8,069	34,291	**168,766**	13.21
2011	0	133,130	2,690	8,069	3,362	**147,250**	24.33
2012	48,411	169,439	8,069	12,103	25,550	**263,571**	19.41
2013	5,379	322,740	0	12,103	6,724	**346,946**	25.80
2014	0	40,343	0	0	0	**40,343**	30.00
2015	0	0	0	0	0	**0**	
2016	0	0	0	0	0	**0**	
2017	0	0	0	0	0	**0**	
2018	0	0	0	0	0	**0**	
2019	0	0	0	0	0	**0**	
Total	**53,790**	**835,090**	**64,548**	**40,343**	**130,441**	**1,124,211**	17.98

Data source: ARCOS (2006-2014) and Defendant Distribution Data (Anda 12/1996 - 1/2015)

Visitacion Valley Pharmacy (3/2002 to 12/2018)
DEA: AV7273763
100 Leland Ave
San Francisco, CA 94134

Anda, Inc Oxycodone Shipments to Visitacion Valley Pharmacy, by Strength
(Total Drug Base Weight in Milligram)

Strength Year\	40	30	20	10	5	Total	Avg. Str
1996	0	0	0	0	0	**0**	
1997	0	0	0	0	0	**0**	
1998	0	0	0	0	0	**0**	
1999	0	0	0	0	0	**0**	
2000	0	0	0	0	0	**0**	
2001	0	0	0	0	0	**0**	
2002	0	0	0	0	0	**0**	
2003	0	0	0	0	0	**0**	
2004	0	0	0	0	0	**0**	
2005	0	0	0	0	0	**0**	
2006	0	0	0	0	0	**0**	
2007	0	0	0	0	0	**0**	
2008	0	0	0	0	0	**0**	
2009	0	64,548	0	0	40,343	**104,891**	10.26
2010	0	48,411	35,860	5,379	22,861	**112,511**	13.21
2011	0	88,754	1,793	5,379	2,241	**98,167**	24.33
2012	32,274	112,959	5,379	8,069	17,034	**175,714**	19.41
2013	3,586	215,160	0	8,069	4,483	**231,297**	25.80
2014	0	26,895	0	0	0	**26,895**	30.00
2015	0	0	0	0	0	**0**	
2016	0	0	0	0	0	**0**	
2017	0	0	0	0	0	**0**	
2018	0	0	0	0	0	**0**	
2019	0	0	0	0	0	**0**	
Total	**35,860**	**556,727**	**43,032**	**26,895**	**86,961**	**749,474**	17.98

Data source: ARCOS (2006-2014) and Defendant Distribution Data (Anda 12/1996 - 1/2015)

Visitacion Valley Pharmacy (3/2002 to 12/2018)
DEA: AV7273763
100 Leland Ave
San Francisco, CA 94134

Anda, Inc Hydrocodone Shipments to Visitacion Valley Pharmacy

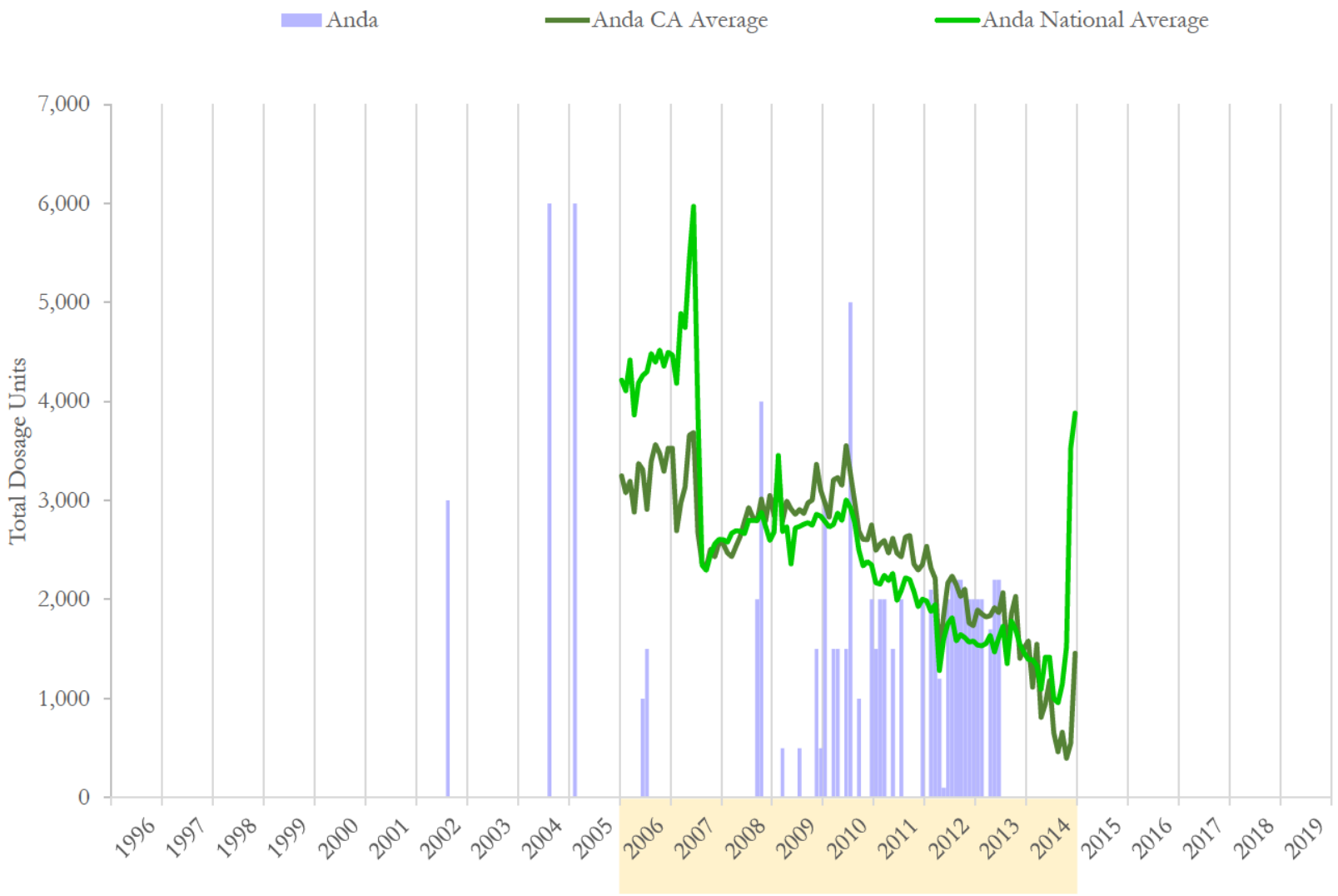

National and state averages reflect hydrocodone shipped from Anda, Inc to all active pharmacies each month.
Data source: ARCOS (2006-2014) and Defendant Distribution Data (Anda 12/1996 - 1/2015)

Visitacion Valley Pharmacy (3/2002 to 12/2018)
DEA: AV7273763
100 Leland Ave
San Francisco, CA 94134

Anda, Inc Hydrocodone Shipments to Visitacion Valley Pharmacy

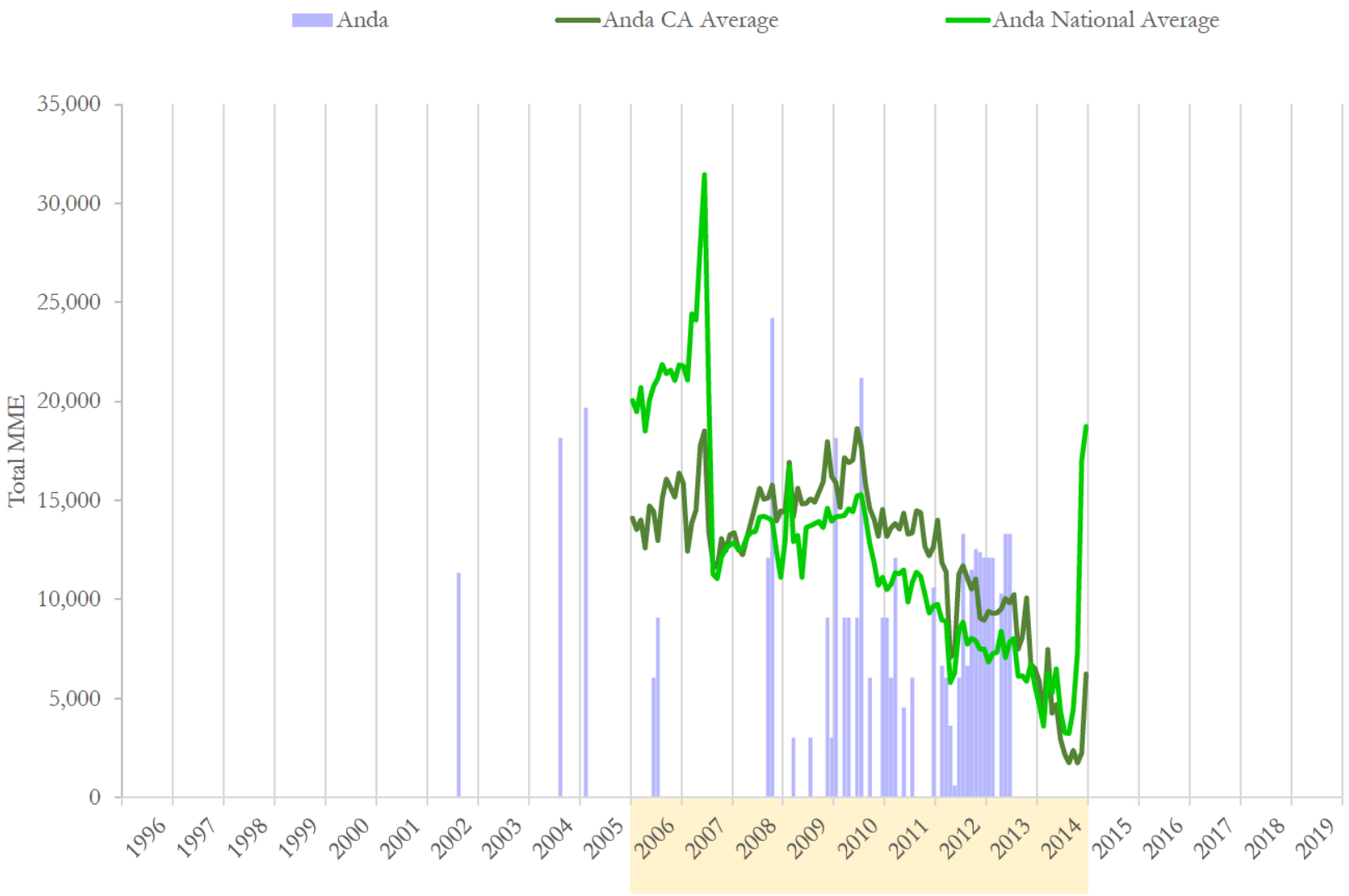

National and state averages reflect hydrocodone shipped from Anda, Inc to all active pharmacies each month.
Data source: ARCOS (2006-2014) and Defendant Distribution Data (Anda 12/1996 - 1/2015)

Visitacion Valley Pharmacy (3/2002 to 12/2018)
DEA: AV7273763
100 Leland Ave
San Francisco, CA 94134

Anda, Inc Hydrocodone Shipments to Visitacion Valley Pharmacy

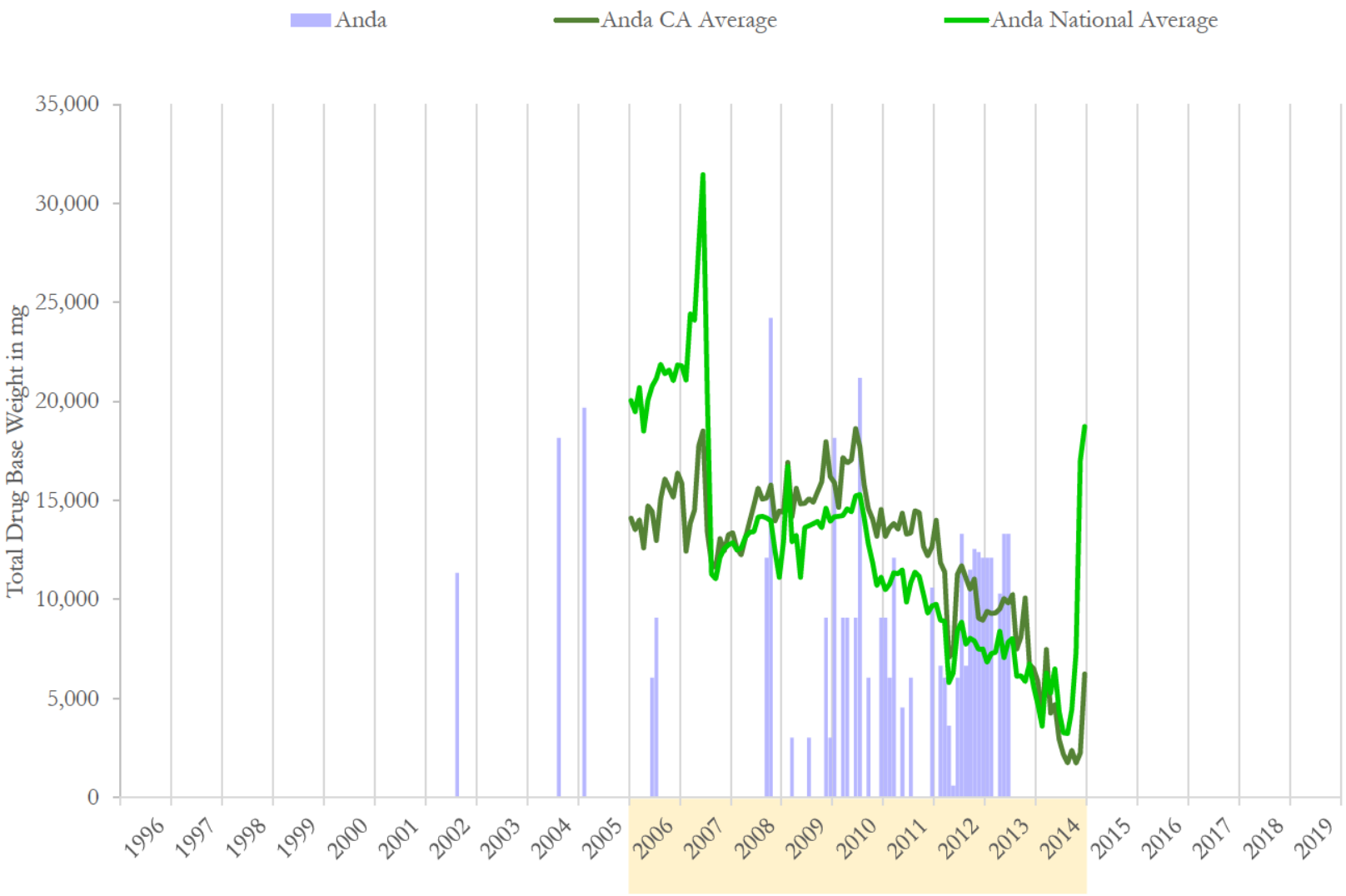

National and state averages reflect hydrocodone shipped from Anda, Inc to all active pharmacies each month.
Data source: ARCOS (2006-2014) and Defendant Distribution Data (Anda 12/1996 - 1/2015)

Anda, Inc Hydrocodone Shipments to Visitacion Valley Pharmacy

	Dosage Units		MME		Drug Base Weight in mg	
Date	Anda	% Change	Anda	% Change	Anda	% Change
01/2002	0	n/a	0	n/a	0	n/a
02/2002	0	n/a	0	n/a	0	n/a
03/2002	0	n/a	0	n/a	0	n/a
04/2002	0	n/a	0	n/a	0	n/a
05/2002	0	n/a	0	n/a	0	n/a
06/2002	0	n/a	0	n/a	0	n/a
07/2002	0	n/a	0	n/a	0	n/a
08/2002	3,000	n/a	11,351	n/a	11,351	n/a
09/2002	0	-100.0%	0	-100.0%	0	-100.0%
10/2002	0	n/a	0	n/a	0	n/a
11/2002	0	n/a	0	n/a	0	n/a
12/2002	0	n/a	0	n/a	0	n/a
01/2003	0	n/a	0	n/a	0	n/a
02/2003	0	n/a	0	n/a	0	n/a
03/2003	0	n/a	0	n/a	0	n/a
04/2003	0	n/a	0	n/a	0	n/a
05/2003	0	n/a	0	n/a	0	n/a
06/2003	0	n/a	0	n/a	0	n/a
07/2003	0	n/a	0	n/a	0	n/a
08/2003	0	n/a	0	n/a	0	n/a
09/2003	0	n/a	0	n/a	0	n/a
10/2003	0	n/a	0	n/a	0	n/a
11/2003	0	n/a	0	n/a	0	n/a
12/2003	0	n/a	0	n/a	0	n/a

Data source: ARCOS (2006-2014) and Defendant Distribution Data (Anda 12/1996 - 1/2015)

Anda, Inc Hydrocodone Shipments to Visitacion Valley Pharmacy

	Dosage Units		MME		Drug Base Weight in mg	
Date	Anda	% Change	Anda	% Change	Anda	% Change
01/2004	0	n/a	0	n/a	0	n/a
02/2004	0	n/a	0	n/a	0	n/a
03/2004	0	n/a	0	n/a	0	n/a
04/2004	0	n/a	0	n/a	0	n/a
05/2004	0	n/a	0	n/a	0	n/a
06/2004	0	n/a	0	n/a	0	n/a
07/2004	0	n/a	0	n/a	0	n/a
08/2004	6,000	n/a	18,162	n/a	18,162	n/a
09/2004	0	-100.0%	0	-100.0%	0	-100.0%
10/2004	0	n/a	0	n/a	0	n/a
11/2004	0	n/a	0	n/a	0	n/a
12/2004	0	n/a	0	n/a	0	n/a
01/2005	0	n/a	0	n/a	0	n/a
02/2005	6,000	n/a	19,676	n/a	19,676	n/a
03/2005	0	-100.0%	0	-100.0%	0	-100.0%
04/2005	0	n/a	0	n/a	0	n/a
05/2005	0	n/a	0	n/a	0	n/a
06/2005	0	n/a	0	n/a	0	n/a
07/2005	0	n/a	0	n/a	0	n/a
08/2005	0	n/a	0	n/a	0	n/a
09/2005	0	n/a	0	n/a	0	n/a
10/2005	0	n/a	0	n/a	0	n/a
11/2005	0	n/a	0	n/a	0	n/a
12/2005	0	n/a	0	n/a	0	n/a

Data source: ARCOS (2006-2014) and Defendant Distribution Data (Anda 12/1996 - 1/2015)

Anda, Inc Hydrocodone Shipments to Visitacion Valley Pharmacy

	Dosage Units		MME		Drug Base Weight in mg	
Date	Anda	% Change	Anda	% Change	Anda	% Change
01/2006	0	n/a	0	n/a	0	n/a
02/2006	0	n/a	0	n/a	0	n/a
03/2006	0	n/a	0	n/a	0	n/a
04/2006	0	n/a	0	n/a	0	n/a
05/2006	0	n/a	0	n/a	0	n/a
06/2006	1,000	n/a	6,054	n/a	6,054	n/a
07/2006	1,500	50.0%	9,081	50.0%	9,081	50.0%
08/2006	0	-100.0%	0	-100.0%	0	-100.0%
09/2006	0	n/a	0	n/a	0	n/a
10/2006	0	n/a	0	n/a	0	n/a
11/2006	0	n/a	0	n/a	0	n/a
12/2006	0	n/a	0	n/a	0	n/a
01/2007	0	n/a	0	n/a	0	n/a
02/2007	0	n/a	0	n/a	0	n/a
03/2007	0	n/a	0	n/a	0	n/a
04/2007	0	n/a	0	n/a	0	n/a
05/2007	0	n/a	0	n/a	0	n/a
06/2007	0	n/a	0	n/a	0	n/a
07/2007	0	n/a	0	n/a	0	n/a
08/2007	0	n/a	0	n/a	0	n/a
09/2007	0	n/a	0	n/a	0	n/a
10/2007	0	n/a	0	n/a	0	n/a
11/2007	0	n/a	0	n/a	0	n/a
12/2007	0	n/a	0	n/a	0	n/a

Data source: ARCOS (2006-2014) and Defendant Distribution Data (Anda 12/1996 - 1/2015)

Visitacion Valley Pharmacy (3/2002 to 12/2018)
DEA: AV7273763
100 Leland Ave
San Francisco, CA 94134

Anda, Inc Hydrocodone Shipments to Visitacion Valley Pharmacy

	Dosage Units		MME		Drug Base Weight in mg	
Date	Anda	% Change	Anda	% Change	Anda	% Change
01/2008	0	n/a	0	n/a	0	n/a
02/2008	0	n/a	0	n/a	0	n/a
03/2008	0	n/a	0	n/a	0	n/a
04/2008	0	n/a	0	n/a	0	n/a
05/2008	0	n/a	0	n/a	0	n/a
06/2008	0	n/a	0	n/a	0	n/a
07/2008	0	n/a	0	n/a	0	n/a
08/2008	0	n/a	0	n/a	0	n/a
09/2008	2,000	n/a	12,108	n/a	12,108	n/a
10/2008	4,000	100.0%	24,216	100.0%	24,216	100.0%
11/2008	0	-100.0%	0	-100.0%	0	-100.0%
12/2008	0	n/a	0	n/a	0	n/a
01/2009	0	n/a	0	n/a	0	n/a
02/2009	0	n/a	0	n/a	0	n/a
03/2009	500	n/a	3,027	n/a	3,027	n/a
04/2009	0	-100.0%	0	-100.0%	0	-100.0%
05/2009	0	n/a	0	n/a	0	n/a
06/2009	0	n/a	0	n/a	0	n/a
07/2009	500	n/a	3,027	n/a	3,027	n/a
08/2009	0	-100.0%	0	-100.0%	0	-100.0%
09/2009	0	n/a	0	n/a	0	n/a
10/2009	0	n/a	0	n/a	0	n/a
11/2009	1,500	n/a	9,081	n/a	9,081	n/a
12/2009	500	-66.7%	3,027	-66.7%	3,027	-66.7%

Data source: ARCOS (2006-2014) and Defendant Distribution Data (Anda 12/1996 - 1/2015)

Anda, Inc Hydrocodone Shipments to Visitacion Valley Pharmacy

	Dosage Units		MME		Drug Base Weight in mg	
Date	Anda	% Change	Anda	% Change	Anda	% Change
01/2010	3,000	500.0%	18,162	500.0%	18,162	500.0%
02/2010	0	-100.0%	0	-100.0%	0	-100.0%
03/2010	1,500	n/a	9,081	n/a	9,081	n/a
04/2010	1,500	0.0%	9,081	0.0%	9,081	0.0%
05/2010	0	-100.0%	0	-100.0%	0	-100.0%
06/2010	1,500	n/a	9,081	n/a	9,081	n/a
07/2010	5,000	233.3%	21,189	133.3%	21,189	133.3%
08/2010	0	-100.0%	0	-100.0%	0	-100.0%
09/2010	1,000	n/a	6,054	n/a	6,054	n/a
10/2010	0	-100.0%	0	-100.0%	0	-100.0%
11/2010	0	n/a	0	n/a	0	n/a
12/2010	2,000	n/a	9,081	n/a	9,081	n/a
01/2011	1,500	-25.0%	9,081	0.0%	9,081	0.0%
02/2011	2,000	33.3%	6,054	-33.3%	6,054	-33.3%
03/2011	2,000	0.0%	12,108	100.0%	12,108	100.0%
04/2011	0	-100.0%	0	-100.0%	0	-100.0%
05/2011	1,500	n/a	4,541	n/a	4,541	n/a
06/2011	0	-100.0%	0	-100.0%	0	-100.0%
07/2011	2,000	n/a	6,054	n/a	6,054	n/a
08/2011	0	-100.0%	0	-100.0%	0	-100.0%
09/2011	0	n/a	0	n/a	0	n/a
10/2011	0	n/a	0	n/a	0	n/a
11/2011	0	n/a	0	n/a	0	n/a
12/2011	2,000	n/a	10,595	n/a	10,595	n/a

Data source: ARCOS (2006-2014) and Defendant Distribution Data (Anda 12/1996 - 1/2015)

Anda, Inc Hydrocodone Shipments to Visitacion Valley Pharmacy

	Dosage Units		MME		Drug Base Weight in mg	
Date	Anda	% Change	Anda	% Change	Anda	% Change
01/2012	0	-100.0%	0	-100.0%	0	-100.0%
02/2012	2,100	n/a	6,659	n/a	6,659	n/a
03/2012	2,000	-4.8%	6,054	-9.1%	6,054	-9.1%
04/2012	1,200	-40.0%	3,632	-40.0%	3,632	-40.0%
05/2012	100	-91.7%	605	-83.3%	605	-83.3%
06/2012	2,000	1900.0%	6,054	900.0%	6,054	900.0%
07/2012	2,200	10.0%	13,319	120.0%	13,319	120.0%
08/2012	2,200	0.0%	6,659	-50.0%	6,659	-50.0%
09/2012	2,200	0.0%	11,503	72.7%	11,503	72.7%
10/2012	2,100	-4.5%	12,554	9.1%	12,554	9.1%
11/2012	2,000	-4.8%	12,394	-1.3%	12,394	-1.3%
12/2012	2,000	0.0%	12,108	-2.3%	12,108	-2.3%
01/2013	2,000	0.0%	12,108	0.0%	12,108	0.0%
02/2013	2,000	0.0%	12,108	0.0%	12,108	0.0%
03/2013	0	-100.0%	0	-100.0%	0	-100.0%
04/2013	1,700	n/a	10,292	n/a	10,292	n/a
05/2013	2,200	29.4%	13,319	29.4%	13,319	29.4%
06/2013	2,200	0.0%	13,319	0.0%	13,319	0.0%
07/2013	0	-100.0%	0	-100.0%	0	-100.0%
08/2013	0	n/a	0	n/a	0	n/a
09/2013	0	n/a	0	n/a	0	n/a
10/2013	0	n/a	0	n/a	0	n/a
11/2013	0	n/a	0	n/a	0	n/a
12/2013	0	n/a	0	n/a	0	n/a

Data source: ARCOS (2006-2014) and Defendant Distribution Data (Anda 12/1996 - 1/2015)

Anda, Inc Hydrocodone Shipments to Visitacion Valley Pharmacy

	Dosage Units		MME		Drug Base Weight in mg	
Date	Anda	% Change	Anda	% Change	Anda	% Change
1996	0		0		0	
1997	0	n/a	0	n/a	0	n/a
1998	0	n/a	0	n/a	0	n/a
1999	0	n/a	0	n/a	0	n/a
2000	0	n/a	0	n/a	0	n/a
2001	0	n/a	0	n/a	0	n/a
2002	3,000	n/a	11,351	n/a	11,351	n/a
2003	0	-100.0%	0	-100.0%	0	-100.0%
2004	6,000	n/a	18,162	n/a	18,162	n/a
2005	6,000	0.0%	19,676	8.3%	19,676	8.3%
2006	2,500	-58.3%	15,135	-23.1%	15,135	-23.1%
2007	0	-100.0%	0	-100.0%	0	-100.0%
2008	6,000	n/a	36,324	n/a	36,324	n/a
2009	3,000	-50.0%	18,162	-50.0%	18,162	-50.0%
2010	15,500	416.7%	81,729	350.0%	81,729	350.0%
2011	11,000	-29.0%	48,432	-40.7%	48,432	-40.7%
2012	20,100	82.7%	91,542	89.0%	91,542	89.0%
2013	10,100	-49.8%	61,145	-33.2%	61,145	-33.2%
2014	0	-100.0%	0	-100.0%	0	-100.0%
2015	0	n/a	0	n/a	0	n/a
2016	0	n/a	0	n/a	0	n/a
2017	0	n/a	0	n/a	0	n/a
2018	0	n/a	0	n/a	0	n/a
2019	0	n/a	0	n/a	0	n/a
Total	**83,200**		**401,659**		**401,659**	

Data source: ARCOS (2006-2014) and Defendant Distribution Data (Anda 12/1996 - 1/2015)

Visitacion Valley Pharmacy (3/2002 to 12/2018)
DEA: AV7273763
100 Leland Ave
San Francisco, CA 94134

Anda, Inc Hydrocodone Shipments to Visitacion Valley Pharmacy, by Strength

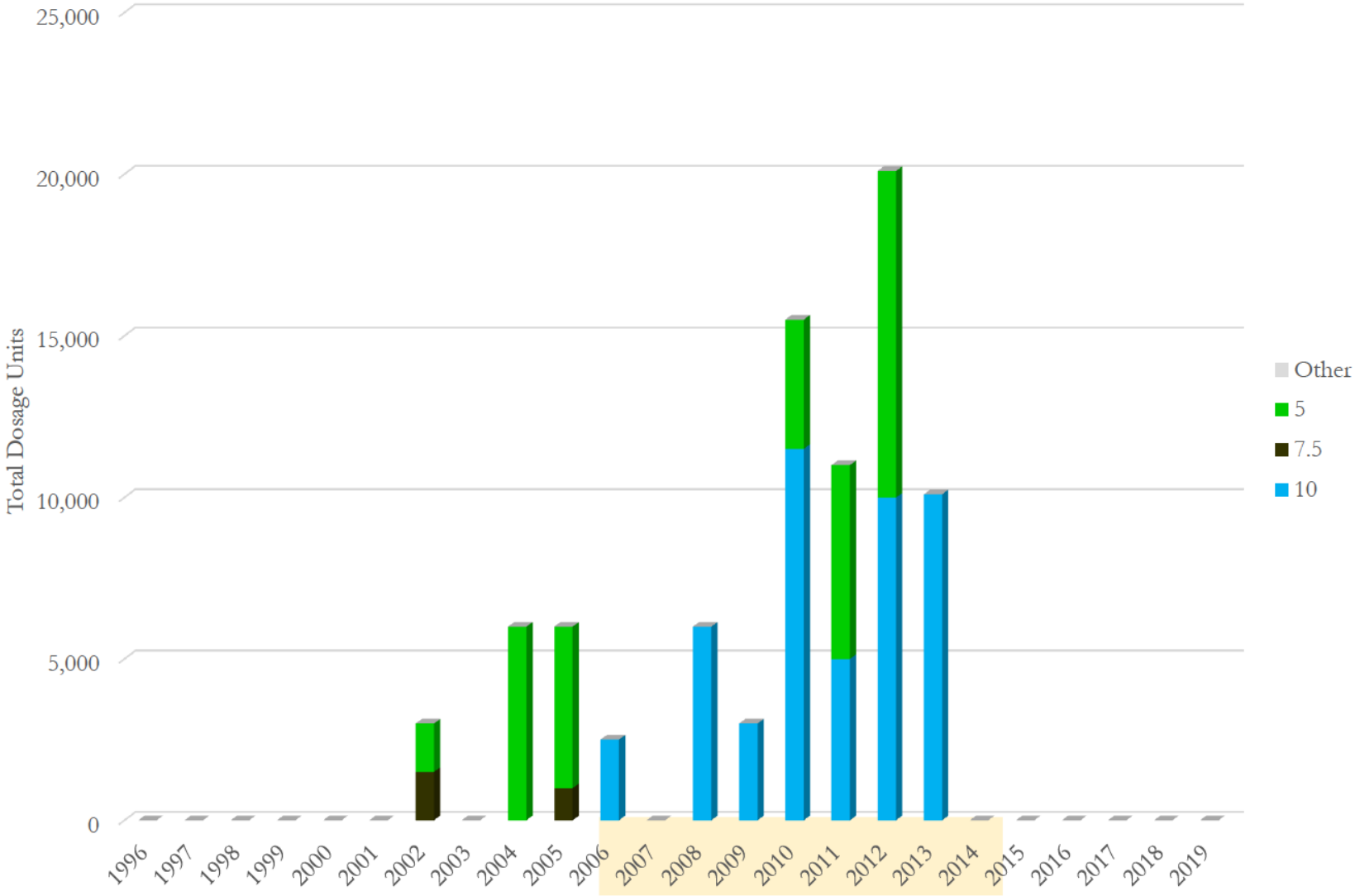

Data source: ARCOS (2006-2014) and Defendant Distribution Data (Anda 12/1996 - 1/2015)

Visitacion Valley Pharmacy (3/2002 to 12/2018)
DEA: AV7273763
100 Leland Ave
San Francisco, CA 94134

Anda, Inc Hydrocodone Shipments to Visitacion Valley Pharmacy, by Strength

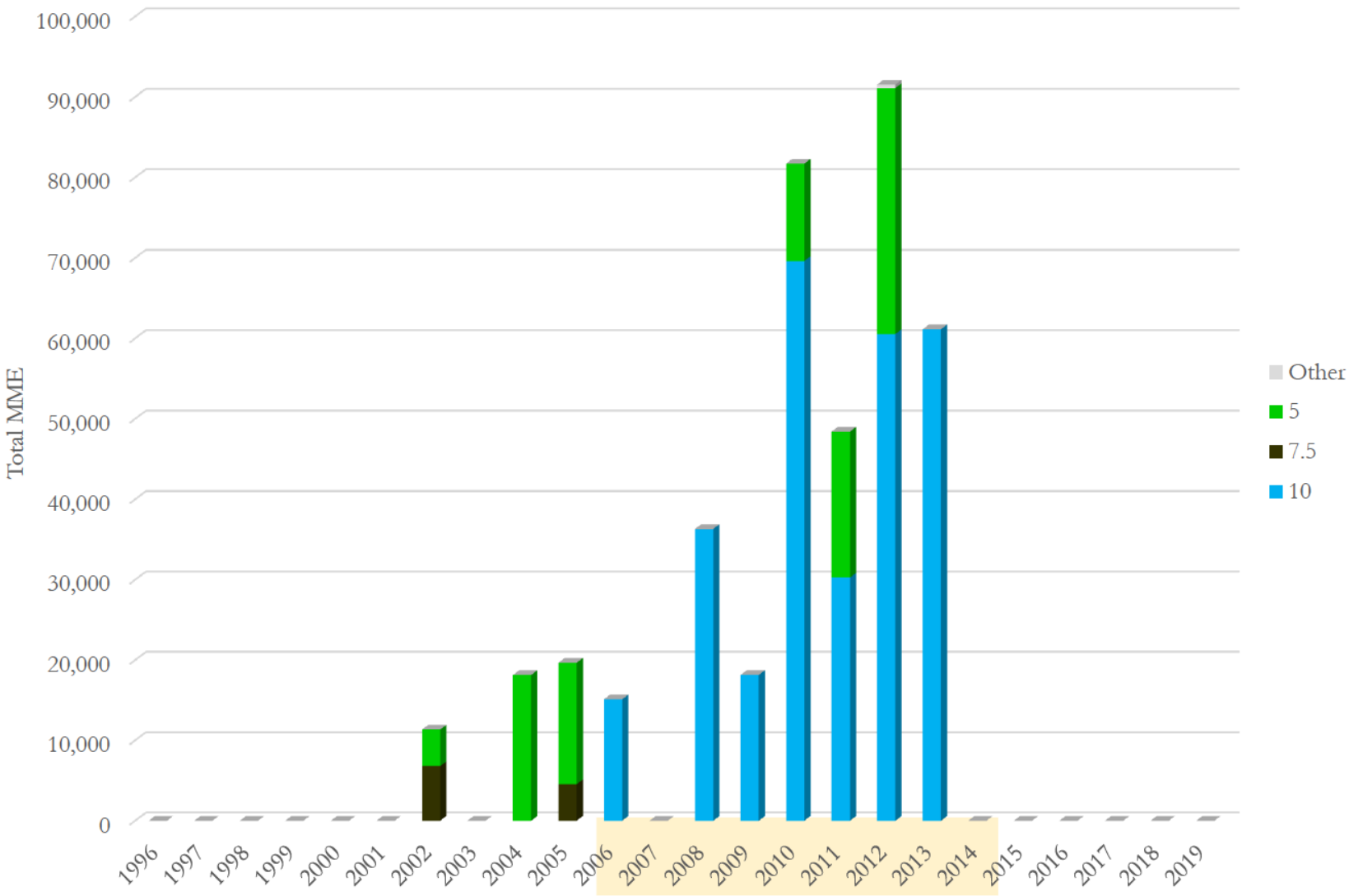

Data source: ARCOS (2006-2014) and Defendant Distribution Data (Anda 12/1996 - 1/2015)

Visitacion Valley Pharmacy (3/2002 to 12/2018)
DEA: AV7273763
100 Leland Ave
San Francisco, CA 94134

Anda, Inc Hydrocodone Shipments to Visitacion Valley Pharmacy, by Strength

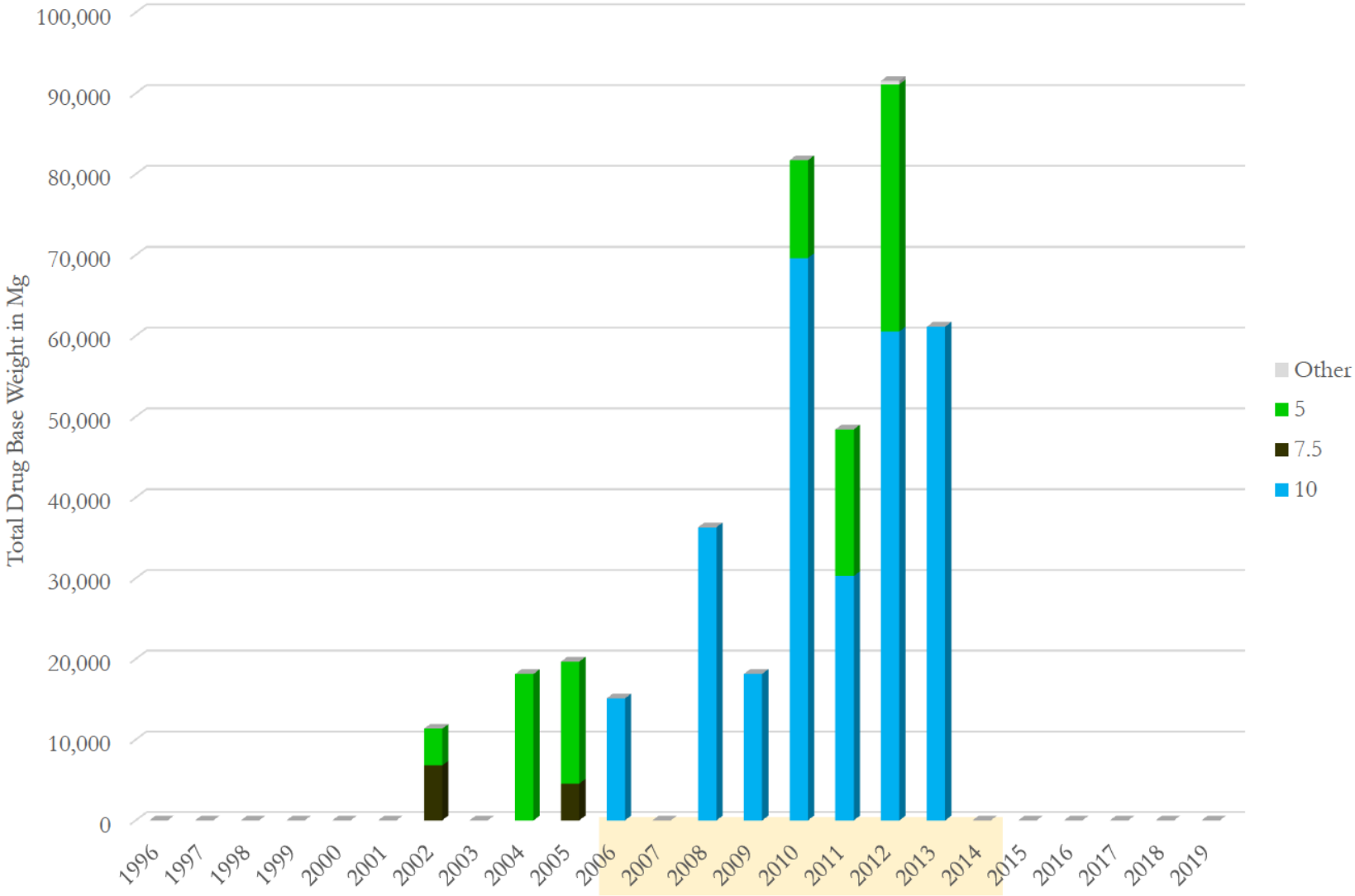

Data source: ARCOS (2006-2014) and Defendant Distribution Data (Anda 12/1996 - 1/2015)

Visitacion Valley Pharmacy (3/2002 to 12/2018)
DEA: AV7273763
100 Leland Ave
San Francisco, CA 94134

Anda, Inc Hydrocodone Shipments to Visitacion Valley Pharmacy, by Strength
(Total Dosage Units)

Strength Year\	10	7.5	5	Other	Total	Avg. Str
1996	0	0	0	0	**0**	
1997	0	0	0	0	**0**	
1998	0	0	0	0	**0**	
1999	0	0	0	0	**0**	
2000	0	0	0	0	**0**	
2001	0	0	0	0	**0**	
2002	0	1,500	1,500	0	**3,000**	6.25
2003	0	0	0	0	**0**	
2004	0	0	6,000	0	**6,000**	5.00
2005	0	1,000	5,000	0	**6,000**	5.42
2006	2,500	0	0	0	**2,500**	10.00
2007	0	0	0	0	**0**	
2008	6,000	0	0	0	**6,000**	10.00
2009	3,000	0	0	0	**3,000**	10.00
2010	11,500	0	4,000	0	**15,500**	8.71
2011	5,000	0	6,000	0	**11,000**	7.27
2012	10,000	0	10,100	0	**20,100**	7.49
2013	10,100	0	0	0	**10,100**	10.00
2014	0	0	0	0	**0**	
2015	0	0	0	0	**0**	
2016	0	0	0	0	**0**	
2017	0	0	0	0	**0**	
2018	0	0	0	0	**0**	
2019	0	0	0	0	**0**	
Total	**48,100**	**2,500**	**32,600**	**0**	**83,200**	7.97

Data source: ARCOS (2006-2014) and Defendant Distribution Data (Anda 12/1996 - 1/2015)

Visitacion Valley Pharmacy (3/2002 to 12/2018)
DEA: AV7273763
100 Leland Ave
San Francisco, CA 94134

Anda, Inc Hydrocodone Shipments to Visitacion Valley Pharmacy, by Strength (Total MME)

Strength / Year\	10	7.5	5	Other	Total	Avg. Str
1996	0	0	0	0	**0**	
1997	0	0	0	0	**0**	
1998	0	0	0	0	**0**	
1999	0	0	0	0	**0**	
2000	0	0	0	0	**0**	
2001	0	0	0	0	**0**	
2002	0	6,811	4,541	0	**11,351**	6.25
2003	0	0	0	0	**0**	
2004	0	0	18,162	0	**18,162**	5.00
2005	0	4,541	15,135	0	**19,676**	5.42
2006	15,135	0	0	0	**15,135**	10.00
2007	0	0	0	0	**0**	
2008	36,324	0	0	0	**36,324**	10.00
2009	18,162	0	0	0	**18,162**	10.00
2010	69,621	0	12,108	0	**81,729**	8.71
2011	30,270	0	18,162	0	**48,432**	7.27
2012	60,540	0	30,573	430	**91,542**	7.49
2013	61,145	0	0	0	**61,145**	10.00
2014	0	0	0	0	**0**	
2015	0	0	0	0	**0**	
2016	0	0	0	0	**0**	
2017	0	0	0	0	**0**	
2018	0	0	0	0	**0**	
2019	0	0	0	0	**0**	
Total	**291,197**	**11,351**	**98,680**	**430**	**401,659**	7.97

Data source: ARCOS (2006-2014) and Defendant Distribution Data (Anda 12/1996 - 1/2015)

Visitacion Valley Pharmacy (3/2002 to 12/2018)
DEA: AV7273763
100 Leland Ave
San Francisco, CA 94134

Anda, Inc Hydrocodone Shipments to Visitacion Valley Pharmacy, by Strength
(Total Drug Base Weight in Milligram)

Strength Year\	10	7.5	5	Other	Total	Avg. Str
1996	0	0	0	0	**0**	
1997	0	0	0	0	**0**	
1998	0	0	0	0	**0**	
1999	0	0	0	0	**0**	
2000	0	0	0	0	**0**	
2001	0	0	0	0	**0**	
2002	0	6,811	4,541	0	**11,351**	6.25
2003	0	0	0	0	**0**	
2004	0	0	18,162	0	**18,162**	5.00
2005	0	4,541	15,135	0	**19,676**	5.42
2006	15,135	0	0	0	**15,135**	10.00
2007	0	0	0	0	**0**	
2008	36,324	0	0	0	**36,324**	10.00
2009	18,162	0	0	0	**18,162**	10.00
2010	69,621	0	12,108	0	**81,729**	8.71
2011	30,270	0	18,162	0	**48,432**	7.27
2012	60,540	0	30,573	430	**91,542**	7.49
2013	61,145	0	0	0	**61,145**	10.00
2014	0	0	0	0	**0**	
2015	0	0	0	0	**0**	
2016	0	0	0	0	**0**	
2017	0	0	0	0	**0**	
2018	0	0	0	0	**0**	
2019	0	0	0	0	**0**	
Total	**291,197**	**11,351**	**98,680**	**430**	**401,659**	7.97

Data source: ARCOS (2006-2014) and Defendant Distribution Data (Anda 12/1996 - 1/2015)

Central Drug Company (6/2002 to 12/2018)
DEA: AC1359416
4494 Mission Street
San Francisco, CA 94112

Anda, Inc Oxycodone Shipments to Central Drug Company

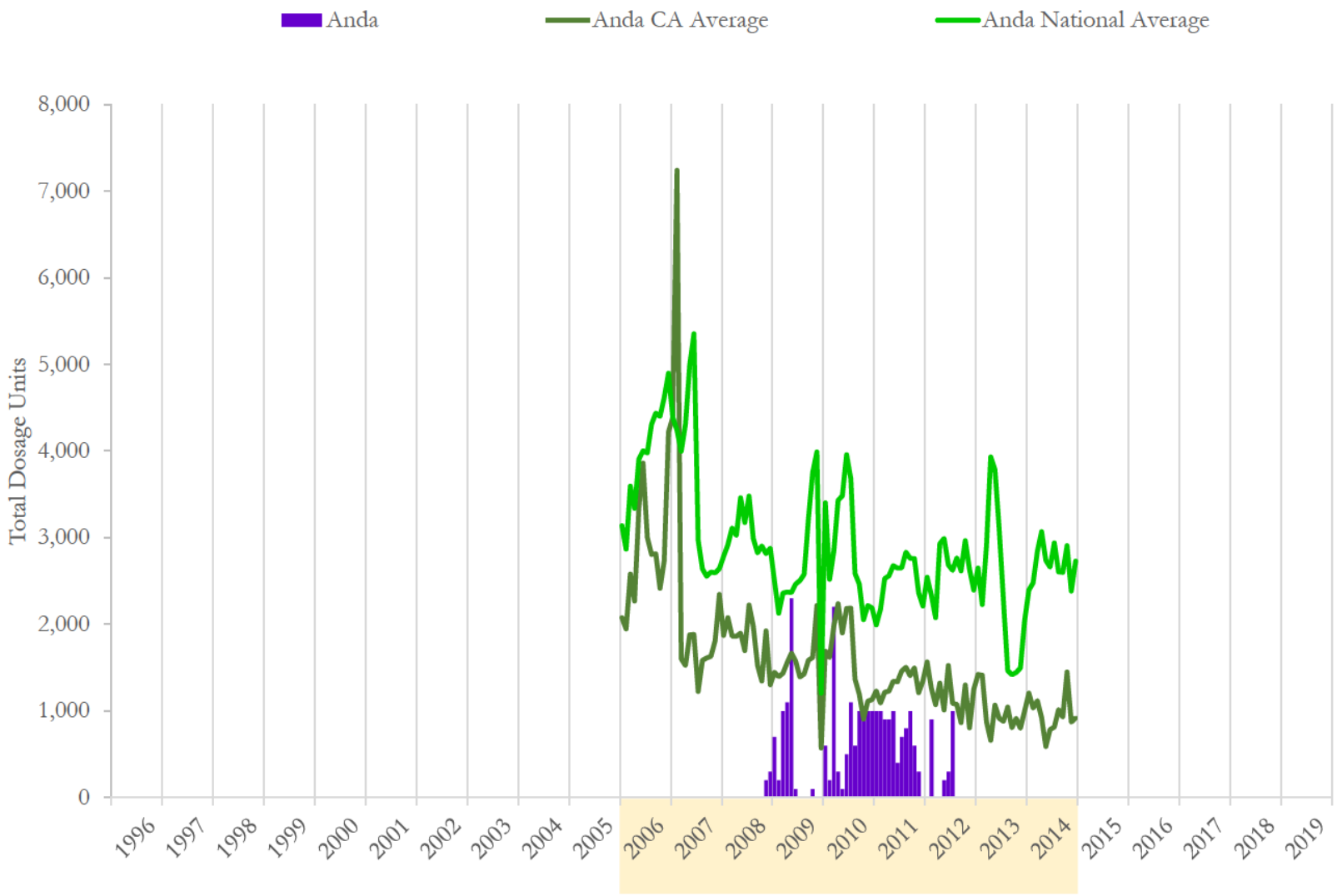

National and state averages reflect oxycodone shipped from Anda, Inc to all active pharmacies each month.
Data source: ARCOS (2006-2014) and Defendant Distribution Data (Anda 12/1996 - 1/2015)

Central Drug Company (6/2002 to 12/2018)
DEA: AC1359416
4494 Mission Street
San Francisco, CA 94112

Anda, Inc Oxycodone Shipments to Central Drug Company

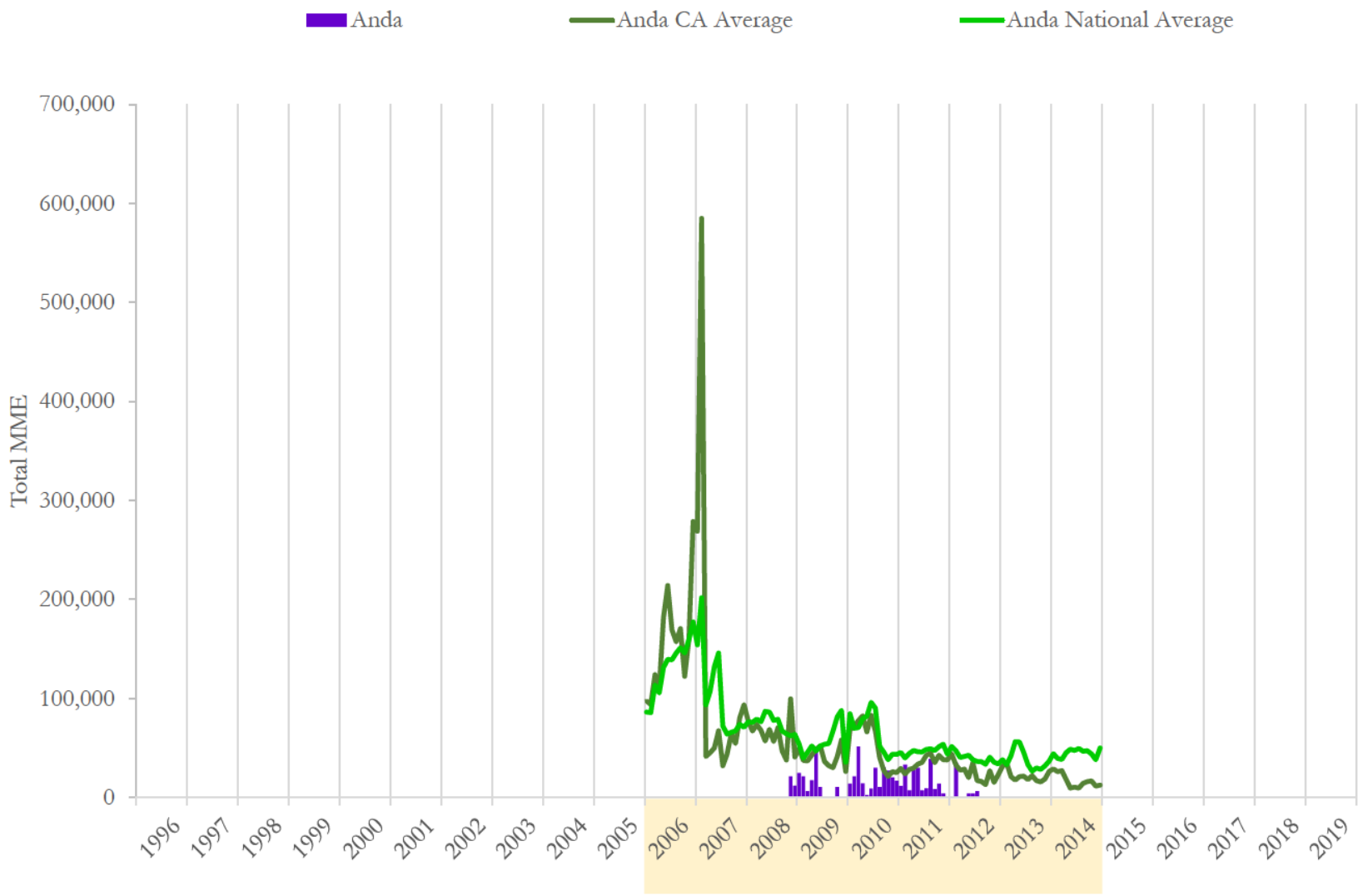

National and state averages reflect oxycodone shipped from Anda, Inc to all active pharmacies each month.
Data source: ARCOS (2006-2014) and Defendant Distribution Data (Anda 12/1996 - 1/2015)

Central Drug Company (6/2002 to 12/2018)
DEA: AC1359416
4494 Mission Street
San Francisco, CA 94112

Anda, Inc Oxycodone Shipments to Central Drug Company

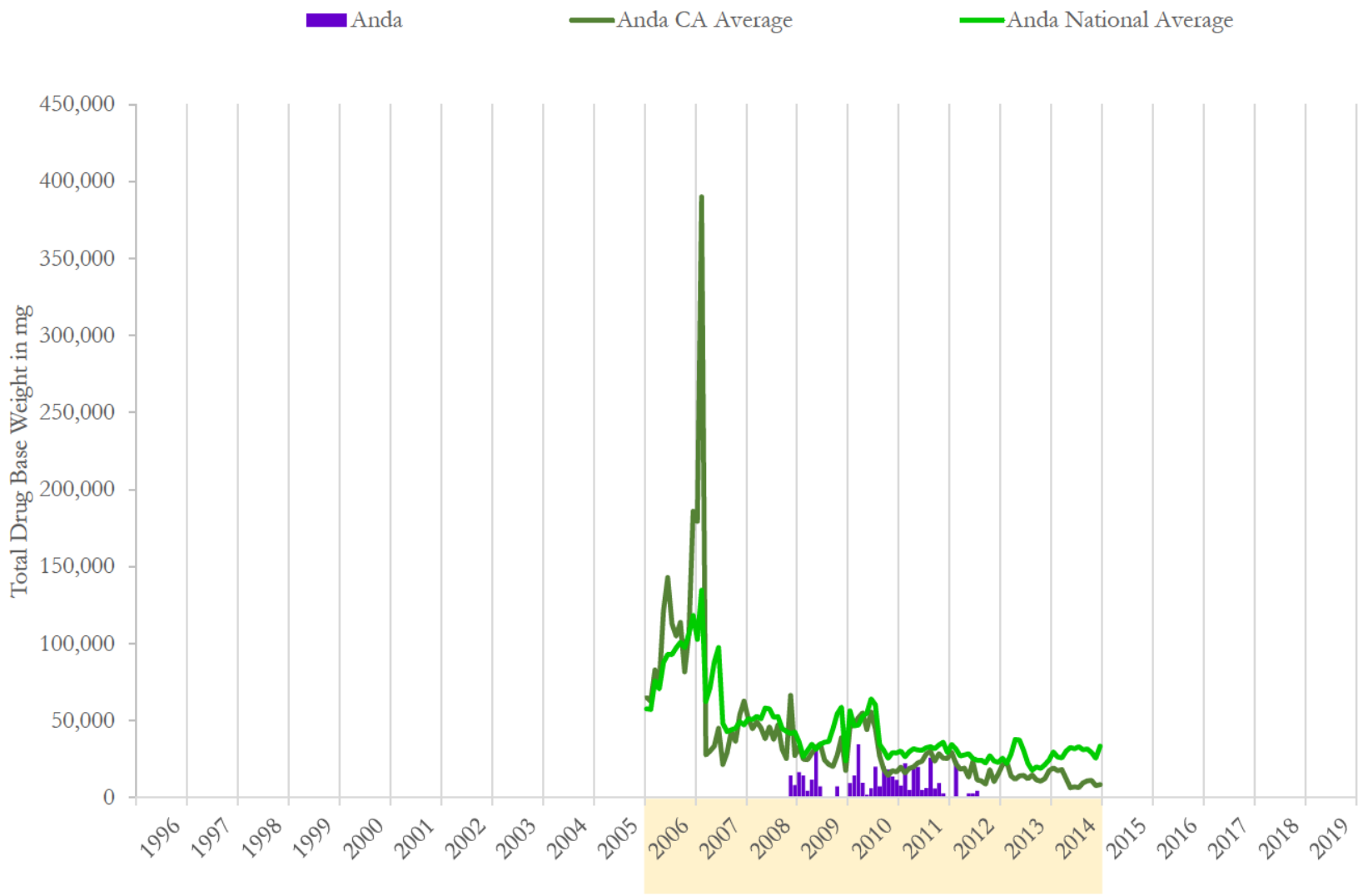

National and state averages reflect oxycodone shipped from Anda, Inc to all active pharmacies each month.
Data source: ARCOS (2006-2014) and Defendant Distribution Data (Anda 12/1996 - 1/2015)

Central Drug Company (6/2002 to 12/2018)
DEA: AC1359416
4494 Mission Street
San Francisco, CA 94112

Anda, Inc Oxycodone Shipments to Central Drug Company

	Dosage Units		MME		Drug Base Weight in mg	
Date	Anda	% Change	Anda	% Change	Anda	% Change
01/2008	0	n/a	0	n/a	0	n/a
02/2008	0	n/a	0	n/a	0	n/a
03/2008	0	n/a	0	n/a	0	n/a
04/2008	0	n/a	0	n/a	0	n/a
05/2008	0	n/a	0	n/a	0	n/a
06/2008	0	n/a	0	n/a	0	n/a
07/2008	0	n/a	0	n/a	0	n/a
08/2008	0	n/a	0	n/a	0	n/a
09/2008	0	n/a	0	n/a	0	n/a
10/2008	0	n/a	0	n/a	0	n/a
11/2008	200	n/a	21,516	n/a	14,344	n/a
12/2008	300	50.0%	12,103	-43.8%	8,069	-43.8%
01/2009	700	133.3%	24,878	105.6%	16,585	105.6%
02/2009	200	-71.4%	21,516	-13.5%	14,344	-13.5%
03/2009	1,000	400.0%	6,724	-68.8%	4,483	-68.8%
04/2009	1,100	10.0%	17,482	160.0%	11,655	160.0%
05/2009	2,300	109.1%	46,394	165.4%	30,929	165.4%
06/2009	100	-95.7%	10,758	-76.8%	7,172	-76.8%
07/2009	0	-100.0%	0	-100.0%	0	-100.0%
08/2009	0	n/a	0	n/a	0	n/a
09/2009	0	n/a	0	n/a	0	n/a
10/2009	100	n/a	10,758	n/a	7,172	n/a
11/2009	0	-100.0%	0	-100.0%	0	-100.0%
12/2009	0	n/a	0	n/a	0	n/a

Data source: ARCOS (2006-2014) and Defendant Distribution Data (Anda 12/1996 - 1/2015)

Central Drug Company (6/2002 to 12/2018)
DEA: AC1359416
4494 Mission Street
San Francisco, CA 94112

Anda, Inc Oxycodone Shipments to Central Drug Company

	Dosage Units		MME		Drug Base Weight in mg	
Date	Anda	% Change	Anda	% Change	Anda	% Change
01/2010	600	n/a	14,120	n/a	9,413	n/a
02/2010	200	-66.7%	21,516	52.4%	14,344	52.4%
03/2010	2,200	1000.0%	51,773	140.6%	34,515	140.6%
04/2010	300	-86.4%	14,456	-72.1%	9,637	-72.1%
05/2010	100	-66.7%	2,690	-81.4%	1,793	-81.4%
06/2010	500	400.0%	9,077	237.5%	6,051	237.5%
07/2010	1,100	120.0%	30,122	231.9%	20,082	231.9%
08/2010	600	-45.5%	10,758	-64.3%	7,172	-64.3%
09/2010	1,000	66.7%	30,257	181.3%	20,171	181.3%
10/2010	1,000	0.0%	27,231	-10.0%	18,154	-10.0%
11/2010	1,000	0.0%	20,507	-24.7%	13,672	-24.7%
12/2010	1,000	0.0%	17,011	-17.0%	11,341	-17.0%
01/2011	1,000	0.0%	11,767	-30.8%	7,844	-30.8%
02/2011	1,000	0.0%	33,283	182.9%	22,188	182.9%
03/2011	900	-10.0%	7,396	-77.8%	4,931	-77.8%
04/2011	900	0.0%	28,240	281.8%	18,827	281.8%
05/2011	1,000	11.1%	29,921	6.0%	19,947	6.0%
06/2011	400	-60.0%	7,396	-75.3%	4,931	-75.3%
07/2011	700	75.0%	9,413	27.3%	6,276	27.3%
08/2011	800	14.3%	38,998	314.3%	25,999	314.3%
09/2011	1,000	25.0%	8,741	-77.6%	5,827	-77.6%
10/2011	600	-40.0%	14,120	61.5%	9,413	61.5%
11/2011	300	-50.0%	4,034	-71.4%	2,690	-71.4%
12/2011	0	-100.0%	0	-100.0%	0	-100.0%

Data source: ARCOS (2006-2014) and Defendant Distribution Data (Anda 12/1996 - 1/2015)

Central Drug Company (6/2002 to 12/2018)
DEA: AC1359416
4494 Mission Street
San Francisco, CA 94112

Anda, Inc Oxycodone Shipments to Central Drug Company

	Dosage Units		MME		Drug Base Weight in mg	
Date	Anda	% Change	Anda	% Change	Anda	% Change
01/2012	0	n/a	0	n/a	0	n/a
02/2012	900	n/a	34,964	n/a	23,309	n/a
03/2012	0	-100.0%	0	-100.0%	0	-100.0%
04/2012	0	n/a	0	n/a	0	n/a
05/2012	200	n/a	4,034	n/a	2,690	n/a
06/2012	300	50.0%	4,034	0.0%	2,690	0.0%
07/2012	1,000	233.3%	6,724	66.7%	4,483	66.7%
08/2012	0	-100.0%	0	-100.0%	0	-100.0%
09/2012	0	n/a	0	n/a	0	n/a
10/2012	0	n/a	0	n/a	0	n/a
11/2012	0	n/a	0	n/a	0	n/a
12/2012	0	n/a	0	n/a	0	n/a
01/2013	0	n/a	0	n/a	0	n/a
02/2013	0	n/a	0	n/a	0	n/a
03/2013	0	n/a	0	n/a	0	n/a
04/2013	0	n/a	0	n/a	0	n/a
05/2013	0	n/a	0	n/a	0	n/a
06/2013	0	n/a	0	n/a	0	n/a
07/2013	0	n/a	0	n/a	0	n/a
08/2013	0	n/a	0	n/a	0	n/a
09/2013	0	n/a	0	n/a	0	n/a
10/2013	0	n/a	0	n/a	0	n/a
11/2013	0	n/a	0	n/a	0	n/a
12/2013	0	n/a	0	n/a	0	n/a

Data source: ARCOS (2006-2014) and Defendant Distribution Data (Anda 12/1996 - 1/2015)

Central Drug Company (6/2002 to 12/2018)
DEA: AC1359416
4494 Mission Street
San Francisco, CA 94112

Anda, Inc Oxycodone Shipments to Central Drug Company

	Dosage Units		MME		Drug Base Weight in mg	
Date	**Anda**	**% Change**	**Anda**	**% Change**	**Anda**	**% Change**
1996	0		0		0	
1997	0	n/a	0	n/a	0	n/a
1998	0	n/a	0	n/a	0	n/a
1999	0	n/a	0	n/a	0	n/a
2000	0	n/a	0	n/a	0	n/a
2001	0	n/a	0	n/a	0	n/a
2002	0	n/a	0	n/a	0	n/a
2003	0	n/a	0	n/a	0	n/a
2004	0	n/a	0	n/a	0	n/a
2005	0	n/a	0	n/a	0	n/a
2006	0	n/a	0	n/a	0	n/a
2007	0	n/a	0	n/a	0	n/a
2008	500	n/a	33,619	n/a	22,413	n/a
2009	5,500	1000.0%	138,509	312.0%	92,340	312.0%
2010	9,600	74.5%	249,518	80.1%	166,346	80.1%
2011	8,600	-10.4%	193,308	-22.5%	128,872	-22.5%
2012	2,400	-72.1%	49,756	-74.3%	33,171	-74.3%
2013	0	-100.0%	0	-100.0%	0	-100.0%
2014	0	n/a	0	n/a	0	n/a
2015	0	n/a	0	n/a	0	n/a
2016	0	n/a	0	n/a	0	n/a
2017	0	n/a	0	n/a	0	n/a
2018	0	n/a	0	n/a	0	n/a
2019	0	n/a	0	n/a	0	n/a
Total	**26,600**		**664,710**		**443,140**	

Data source: ARCOS (2006-2014) and Defendant Distribution Data (Anda 12/1996 - 1/2015)

Central Drug Company (6/2002 to 12/2018)
DEA: AC1359416
4494 Mission Street
San Francisco, CA 94112

Anda, Inc Oxycodone Shipments to Central Drug Company, by Strength

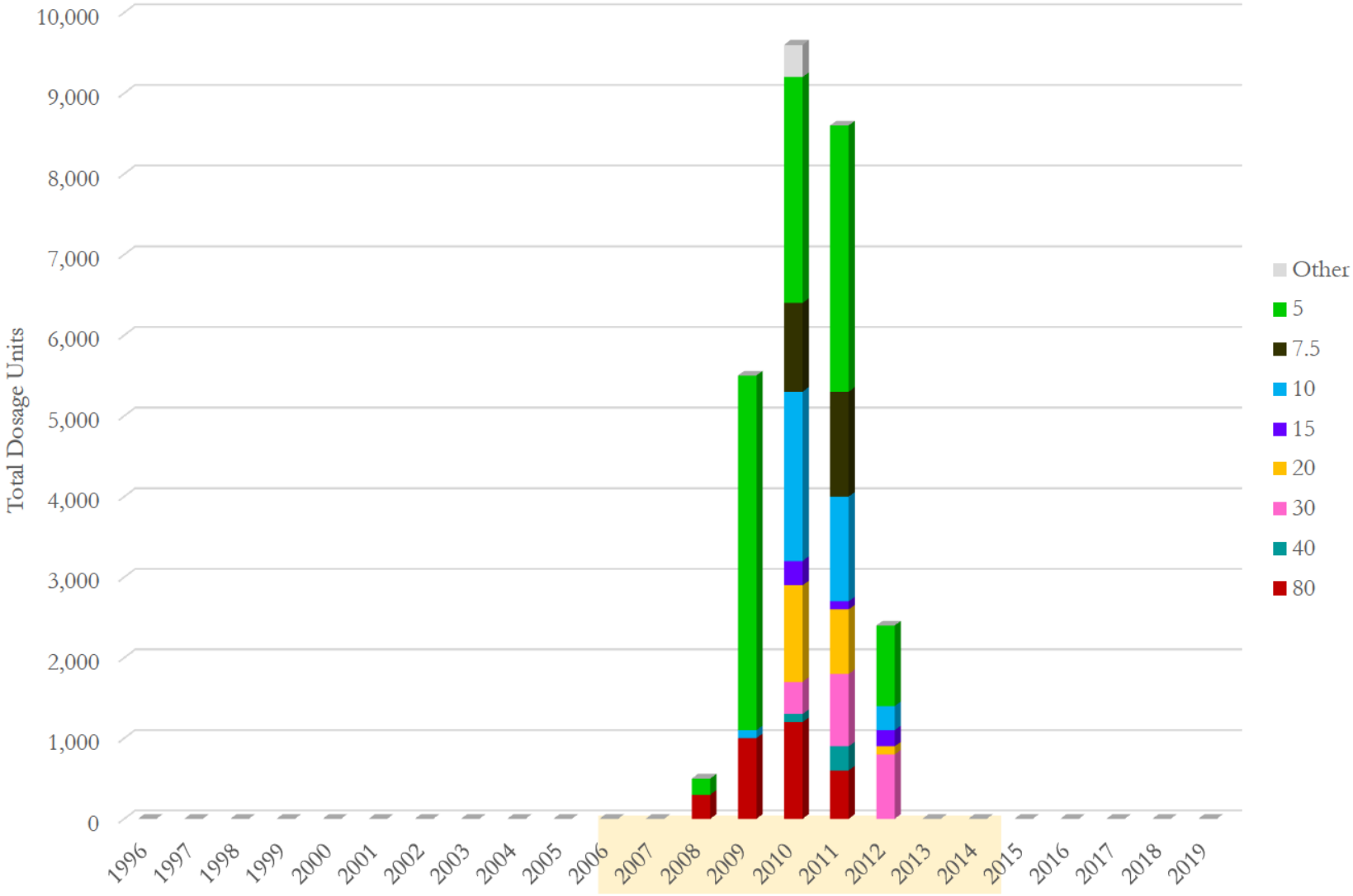

Data source: ARCOS (2006-2014) and Defendant Distribution Data (Anda 12/1996 - 1/2015)

Central Drug Company (6/2002 to 12/2018)
DEA: AC1359416
4494 Mission Street
San Francisco, CA 94112

Anda, Inc Oxycodone Shipments to Central Drug Company, by Strength

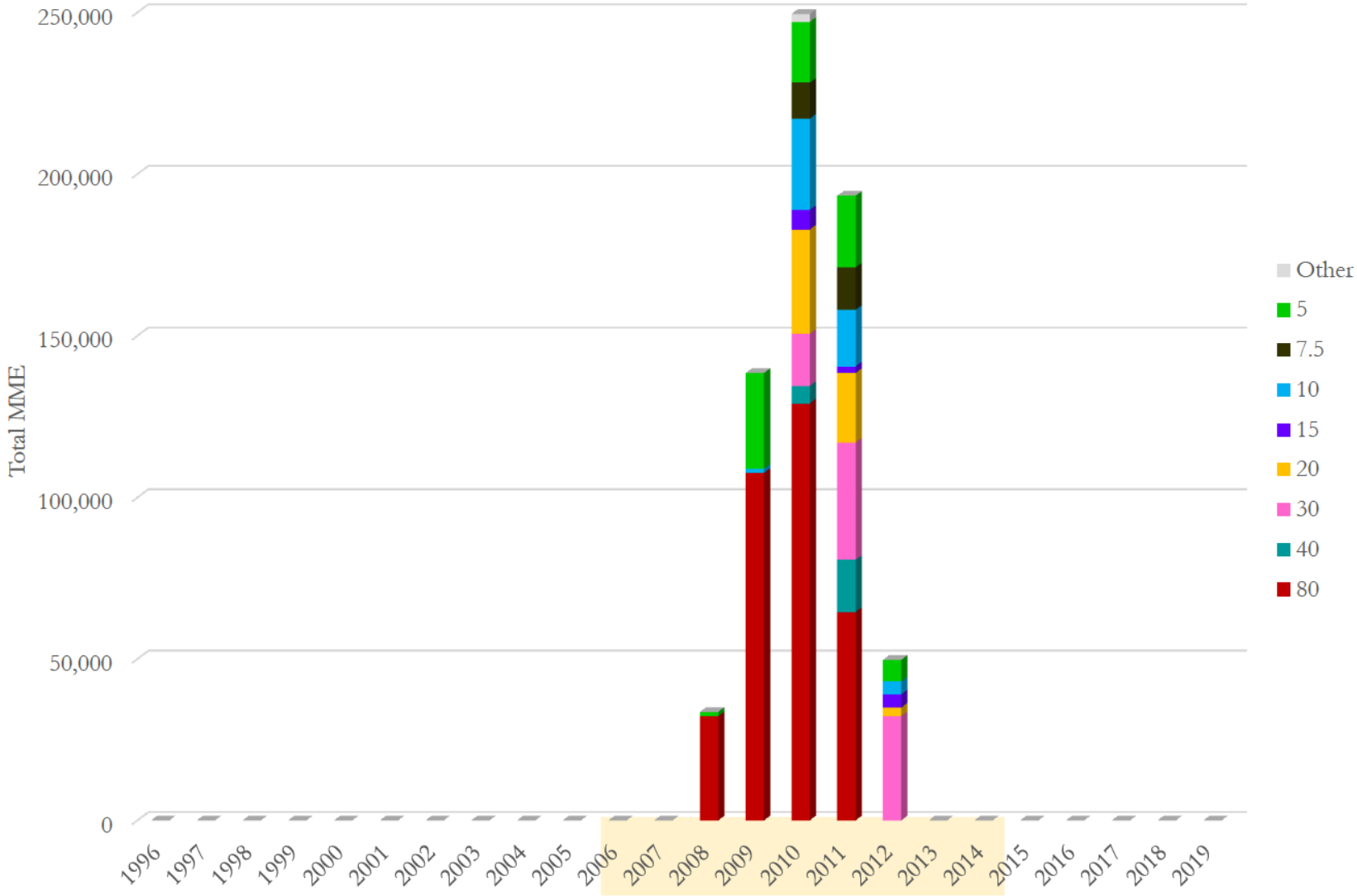

Data source: ARCOS (2006-2014) and Defendant Distribution Data (Anda 12/1996 - 1/2015)

Central Drug Company (6/2002 to 12/2018)
DEA: AC1359416
4494 Mission Street
San Francisco, CA 94112

Anda, Inc Oxycodone Shipments to Central Drug Company, by Strength

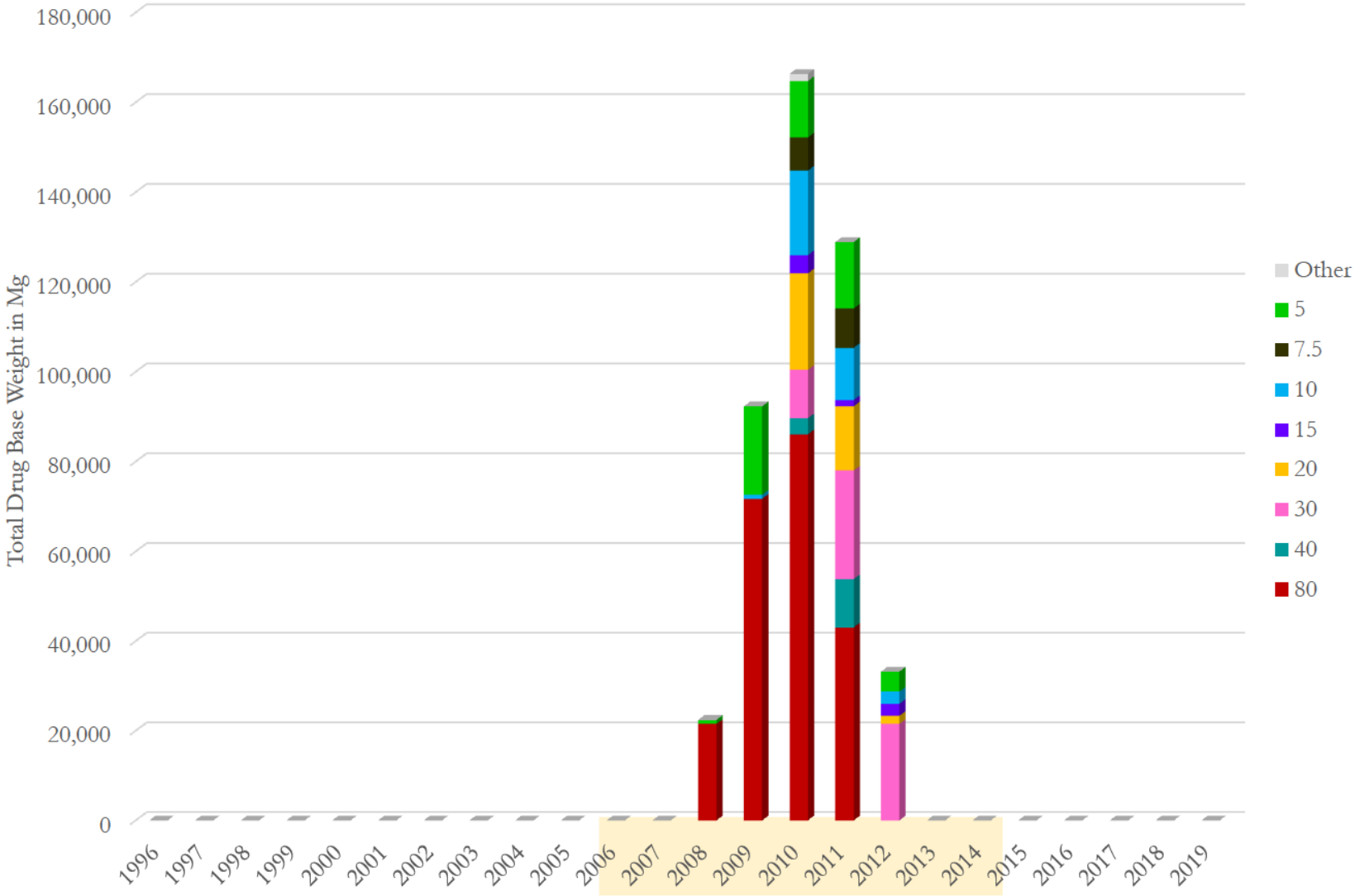

Data source: ARCOS (2006-2014) and Defendant Distribution Data (Anda 12/1996 - 1/2015)

Central Drug Company (6/2002 to 12/2018)
DEA: AC1359416
4494 Mission Street
San Francisco, CA 94112

Anda, Inc Oxycodone Shipments to Central Drug Company, by Strength
(Total Dosage Units)

Strength Year\	80	40	30	20	15	10	7.5	5	Other	Total	Avg. Str
1996	0	0	0	0	0	0	0	0	0	**0**	
1997	0	0	0	0	0	0	0	0	0	**0**	
1998	0	0	0	0	0	0	0	0	0	**0**	
1999	0	0	0	0	0	0	0	0	0	**0**	
2000	0	0	0	0	0	0	0	0	0	**0**	
2001	0	0	0	0	0	0	0	0	0	**0**	
2002	0	0	0	0	0	0	0	0	0	**0**	
2003	0	0	0	0	0	0	0	0	0	**0**	
2004	0	0	0	0	0	0	0	0	0	**0**	
2005	0	0	0	0	0	0	0	0	0	**0**	
2006	0	0	0	0	0	0	0	0	0	**0**	
2007	0	0	0	0	0	0	0	0	0	**0**	
2008	300	0	0	0	0	0	0	200	0	**500**	50.00
2009	1,000	0	0	0	0	100	0	4,400	0	**5,500**	18.73
2010	1,200	100	400	1,200	300	2,100	1,100	2,800	400	**9,600**	19.97
2011	600	300	900	800	100	1,300	1,300	3,300	0	**8,600**	16.72
2012	0	0	800	100	200	300	0	1,000	0	**2,400**	15.42
2013	0	0	0	0	0	0	0	0	0	**0**	
2014	0	0	0	0	0	0	0	0	0	**0**	
2015	0	0	0	0	0	0	0	0	0	**0**	
2016	0	0	0	0	0	0	0	0	0	**0**	
2017	0	0	0	0	0	0	0	0	0	**0**	
2018	0	0	0	0	0	0	0	0	0	**0**	
2019	0	0	0	0	0	0	0	0	0	**0**	
Total	**3,100**	**400**	**2,100**	**2,100**	**600**	**3,800**	**2,400**	**11,700**	**400**	**26,600**	18.80

Data source: ARCOS (2006-2014) and Defendant Distribution Data (Anda 12/1996 - 1/2015)

Central Drug Company (6/2002 to 12/2018)
DEA: AC1359416
4494 Mission Street
San Francisco, CA 94112

Anda, Inc Oxycodone Shipments to Central Drug Company, by Strength (Total MME)

Strength Year\	80	40	30	20	15	10	7.5	5	Other	Total	Avg. Str
1996	0	0	0	0	0	0	0	0	0	**0**	
1997	0	0	0	0	0	0	0	0	0	**0**	
1998	0	0	0	0	0	0	0	0	0	**0**	
1999	0	0	0	0	0	0	0	0	0	**0**	
2000	0	0	0	0	0	0	0	0	0	**0**	
2001	0	0	0	0	0	0	0	0	0	**0**	
2002	0	0	0	0	0	0	0	0	0	**0**	
2003	0	0	0	0	0	0	0	0	0	**0**	
2004	0	0	0	0	0	0	0	0	0	**0**	
2005	0	0	0	0	0	0	0	0	0	**0**	
2006	0	0	0	0	0	0	0	0	0	**0**	
2007	0	0	0	0	0	0	0	0	0	**0**	
2008	32,274	0	0	0	0	0	0	1,345	0	**33,619**	50.00
2009	107,580	0	0	0	0	1,345	0	29,585	0	**138,509**	18.73
2010	129,096	5,379	16,137	32,274	6,051	28,240	11,094	18,827	2,421	**249,518**	19.97
2011	64,548	16,137	36,308	21,516	2,017	17,482	13,111	22,188	0	**193,308**	16.72
2012	0	0	32,274	2,690	4,034	4,034	0	6,724	0	**49,756**	15.42
2013	0	0	0	0	0	0	0	0	0	**0**	
2014	0	0	0	0	0	0	0	0	0	**0**	
2015	0	0	0	0	0	0	0	0	0	**0**	
2016	0	0	0	0	0	0	0	0	0	**0**	
2017	0	0	0	0	0	0	0	0	0	**0**	
2018	0	0	0	0	0	0	0	0	0	**0**	
2019	0	0	0	0	0	0	0	0	0	**0**	
Total	**333,498**	**21,516**	**84,719**	**56,480**	**12,103**	**51,101**	**24,206**	**78,668**	**2,421**	**664,710**	18.80

Data source: ARCOS (2006-2014) and Defendant Distribution Data (Anda 12/1996 - 1/2015)

Central Drug Company (6/2002 to 12/2018)
DEA: AC1359416
4494 Mission Street
San Francisco, CA 94112

Anda, Inc Oxycodone Shipments to Central Drug Company, by Strength
(Total Drug Base Weight in Milligram)

Strength Year\	80	40	30	20	15	10	7.5	5	Other	Total	Avg. Str
1996	0	0	0	0	0	0	0	0	0	**0**	
1997	0	0	0	0	0	0	0	0	0	**0**	
1998	0	0	0	0	0	0	0	0	0	**0**	
1999	0	0	0	0	0	0	0	0	0	**0**	
2000	0	0	0	0	0	0	0	0	0	**0**	
2001	0	0	0	0	0	0	0	0	0	**0**	
2002	0	0	0	0	0	0	0	0	0	**0**	
2003	0	0	0	0	0	0	0	0	0	**0**	
2004	0	0	0	0	0	0	0	0	0	**0**	
2005	0	0	0	0	0	0	0	0	0	**0**	
2006	0	0	0	0	0	0	0	0	0	**0**	
2007	0	0	0	0	0	0	0	0	0	**0**	
2008	21,516	0	0	0	0	0	0	897	0	**22,413**	50.00
2009	71,720	0	0	0	0	897	0	19,723	0	**92,340**	18.73
2010	86,064	3,586	10,758	21,516	4,034	18,827	7,396	12,551	1,614	**166,346**	19.97
2011	43,032	10,758	24,206	14,344	1,345	11,655	8,741	14,792	0	**128,872**	16.72
2012	0	0	21,516	1,793	2,690	2,690	0	4,483	0	**33,171**	15.42
2013	0	0	0	0	0	0	0	0	0	**0**	
2014	0	0	0	0	0	0	0	0	0	**0**	
2015	0	0	0	0	0	0	0	0	0	**0**	
2016	0	0	0	0	0	0	0	0	0	**0**	
2017	0	0	0	0	0	0	0	0	0	**0**	
2018	0	0	0	0	0	0	0	0	0	**0**	
2019	0	0	0	0	0	0	0	0	0	**0**	
Total	**222,332**	**14,344**	**56,480**	**37,653**	**8,069**	**34,067**	**16,137**	**52,445**	**1,614**	**443,140**	18.80

Data source: ARCOS (2006-2014) and Defendant Distribution Data (Anda 12/1996 - 1/2015)

Central Drug Company (6/2002 to 12/2018)
DEA: AC1359416
4494 Mission Street
San Francisco, CA 94112

Anda, Inc Hydrocodone Shipments to Central Drug Company

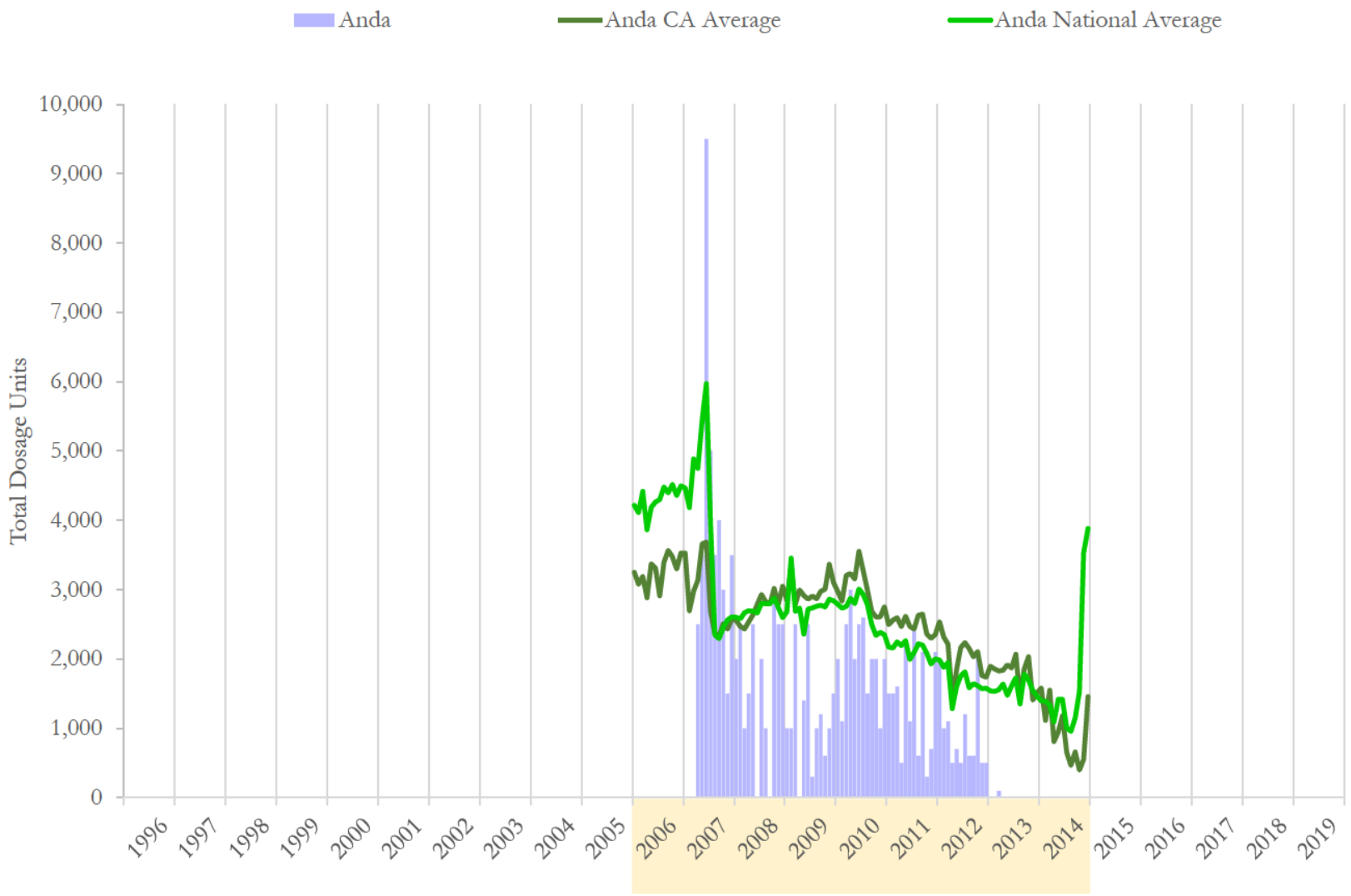

National and state averages reflect hydrocodone shipped from Anda, Inc to all active pharmacies each month.
Data source: ARCOS (2006-2014) and Defendant Distribution Data (Anda 12/1996 - 1/2015)

Central Drug Company (6/2002 to 12/2018)
DEA: AC1359416
4494 Mission Street
San Francisco, CA 94112

Anda, Inc Hydrocodone Shipments to Central Drug Company

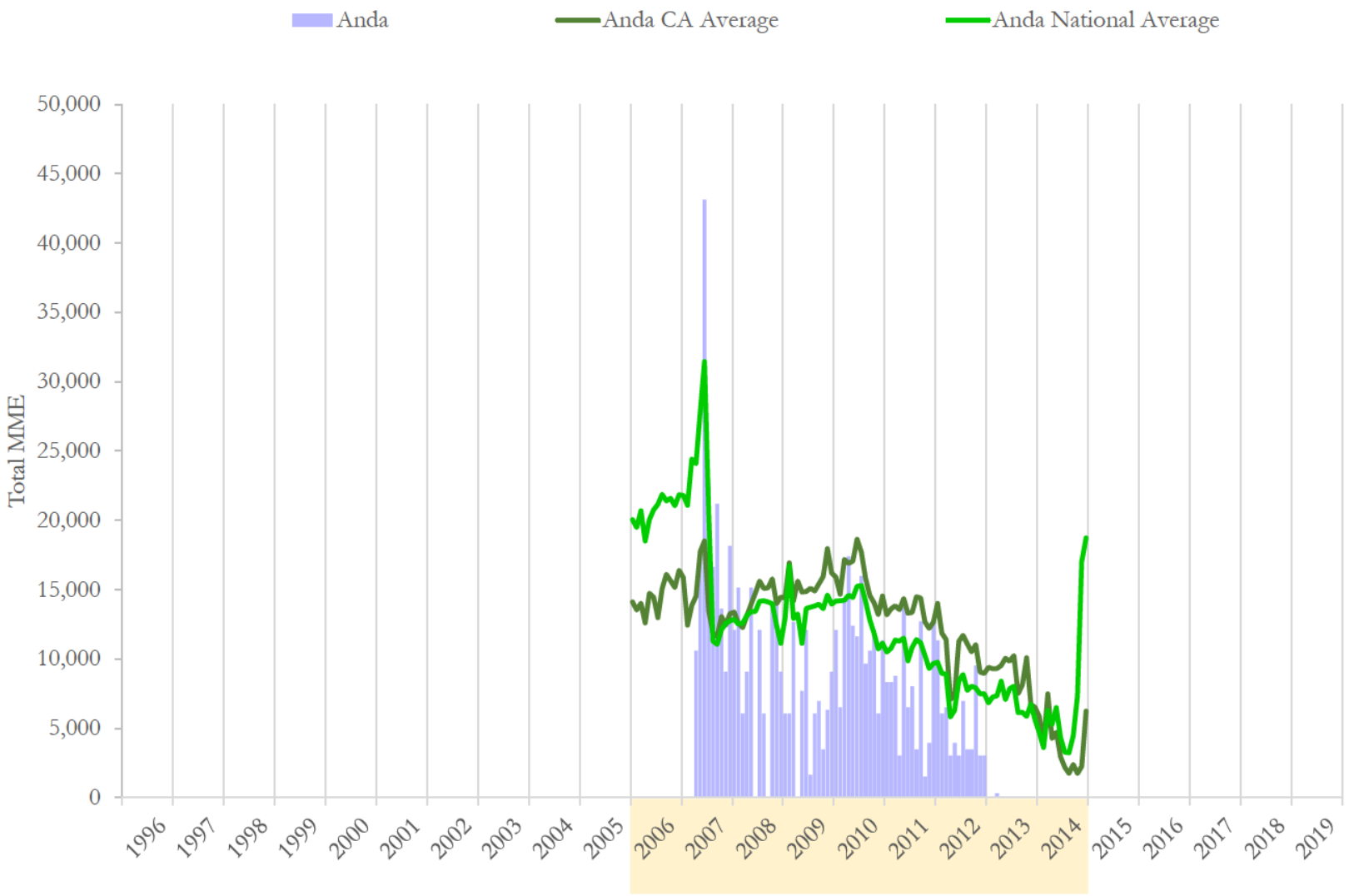

National and state averages reflect hydrocodone shipped from Anda, Inc to all active pharmacies each month.
Data source: ARCOS (2006-2014) and Defendant Distribution Data (Anda 12/1996 - 1/2015)

Central Drug Company (6/2002 to 12/2018)
DEA: AC1359416
4494 Mission Street
San Francisco, CA 94112

Anda, Inc Hydrocodone Shipments to Central Drug Company

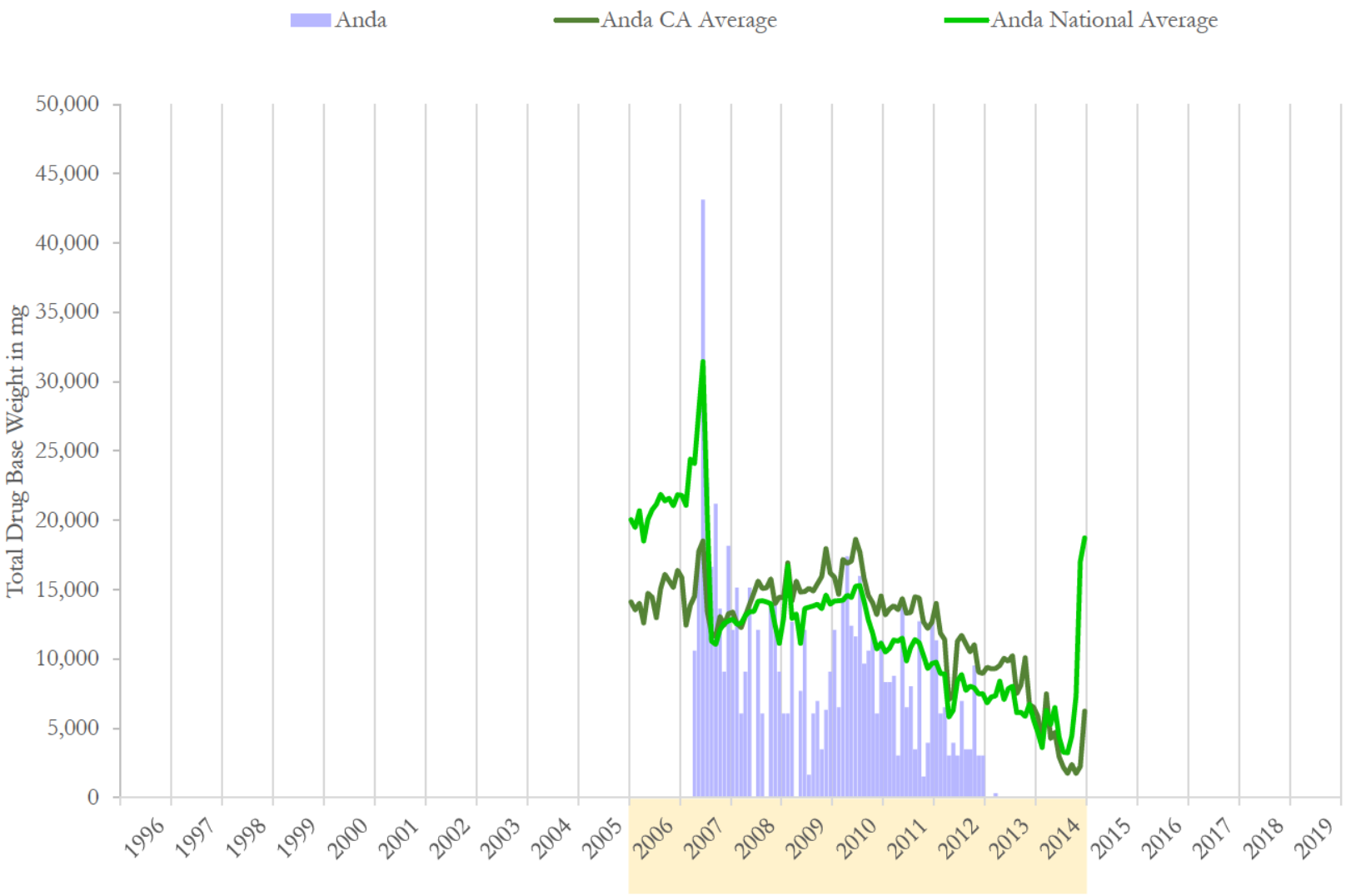

National and state averages reflect hydrocodone shipped from Anda, Inc to all active pharmacies each month.
Data source: ARCOS (2006-2014) and Defendant Distribution Data (Anda 12/1996 - 1/2015)

Central Drug Company (6/2002 to 12/2018)
DEA: AC1359416
4494 Mission Street
San Francisco, CA 94112

Anda, Inc Hydrocodone Shipments to Central Drug Company

	Dosage Units		MME		Drug Base Weight in mg	
Date	Anda	% Change	Anda	% Change	Anda	% Change
01/2006	0	n/a	0	n/a	0	n/a
02/2006	0	n/a	0	n/a	0	n/a
03/2006	0	n/a	0	n/a	0	n/a
04/2006	0	n/a	0	n/a	0	n/a
05/2006	0	n/a	0	n/a	0	n/a
06/2006	0	n/a	0	n/a	0	n/a
07/2006	0	n/a	0	n/a	0	n/a
08/2006	0	n/a	0	n/a	0	n/a
09/2006	0	n/a	0	n/a	0	n/a
10/2006	0	n/a	0	n/a	0	n/a
11/2006	0	n/a	0	n/a	0	n/a
12/2006	0	n/a	0	n/a	0	n/a
01/2007	0	n/a	0	n/a	0	n/a
02/2007	0	n/a	0	n/a	0	n/a
03/2007	0	n/a	0	n/a	0	n/a
04/2007	2,500	n/a	10,595	n/a	10,595	n/a
05/2007	3,500	40.0%	17,405	64.3%	17,405	64.3%
06/2007	9,500	171.4%	43,135	147.8%	43,135	147.8%
07/2007	5,000	-47.4%	22,703	-47.4%	22,703	-47.4%
08/2007	3,500	-30.0%	16,649	-26.7%	16,649	-26.7%
09/2007	4,000	14.3%	21,189	27.3%	21,189	27.3%
10/2007	3,000	-25.0%	13,622	-35.7%	13,622	-35.7%
11/2007	1,500	-50.0%	9,081	-33.3%	9,081	-33.3%
12/2007	3,500	133.3%	18,162	100.0%	18,162	100.0%

Data source: ARCOS (2006-2014) and Defendant Distribution Data (Anda 12/1996 - 1/2015)

Central Drug Company (6/2002 to 12/2018)
DEA: AC1359416
4494 Mission Street
San Francisco, CA 94112

Anda, Inc Hydrocodone Shipments to Central Drug Company

	Dosage Units		MME		Drug Base Weight in mg	
Date	Anda	% Change	Anda	% Change	Anda	% Change
01/2008	2,000	-42.9%	12,108	-33.3%	12,108	-33.3%
02/2008	2,500	25.0%	15,135	25.0%	15,135	25.0%
03/2008	1,000	-60.0%	6,054	-60.0%	6,054	-60.0%
04/2008	1,500	50.0%	9,081	50.0%	9,081	50.0%
05/2008	2,500	66.7%	15,135	66.7%	15,135	66.7%
06/2008	0	-100.0%	0	-100.0%	0	-100.0%
07/2008	2,000	n/a	12,108	n/a	12,108	n/a
08/2008	1,000	-50.0%	6,054	-50.0%	6,054	-50.0%
09/2008	0	-100.0%	0	-100.0%	0	-100.0%
10/2008	3,000	n/a	13,622	n/a	13,622	n/a
11/2008	2,500	-16.7%	14,378	5.6%	14,378	5.6%
12/2008	2,500	0.0%	9,081	-36.8%	9,081	-36.8%
01/2009	1,000	-60.0%	6,054	-33.3%	6,054	-33.3%
02/2009	1,000	0.0%	6,054	0.0%	6,054	0.0%
03/2009	2,500	150.0%	12,681	109.5%	12,681	109.5%
04/2009	0	-100.0%	0	-100.0%	0	-100.0%
05/2009	1,400	n/a	7,703	n/a	7,703	n/a
06/2009	2,500	78.6%	12,108	57.2%	12,108	57.2%
07/2009	300	-88.0%	1,649	-86.4%	1,649	-86.4%
08/2009	1,000	233.3%	6,054	267.2%	6,054	267.2%
09/2009	1,200	20.0%	6,962	15.0%	6,962	15.0%
10/2009	600	-50.0%	3,481	-50.0%	3,481	-50.0%
11/2009	1,000	66.7%	6,340	82.1%	6,340	82.1%
12/2009	1,500	50.0%	9,081	43.2%	9,081	43.2%

Data source: ARCOS (2006-2014) and Defendant Distribution Data (Anda 12/1996 - 1/2015)

Central Drug Company (6/2002 to 12/2018)
DEA: AC1359416
4494 Mission Street
San Francisco, CA 94112

Anda, Inc Hydrocodone Shipments to Central Drug Company

	Dosage Units		MME		Drug Base Weight in mg	
Date	Anda	% Change	Anda	% Change	Anda	% Change
01/2010	2,000	33.3%	12,108	33.3%	12,108	33.3%
02/2010	1,100	-45.0%	6,508	-46.3%	6,508	-46.3%
03/2010	2,500	127.3%	14,378	120.9%	14,378	120.9%
04/2010	3,000	20.0%	17,405	21.1%	17,405	21.1%
05/2010	2,000	-33.3%	12,394	-28.8%	12,394	-28.8%
06/2010	2,500	25.0%	11,638	-6.1%	11,638	-6.1%
07/2010	2,600	4.0%	15,978	37.3%	15,978	37.3%
08/2010	1,500	-42.3%	9,654	-39.6%	9,654	-39.6%
09/2010	2,000	33.3%	10,595	9.7%	10,595	9.7%
10/2010	2,000	0.0%	12,108	14.3%	12,108	14.3%
11/2010	1,000	-50.0%	6,054	-50.0%	6,054	-50.0%
12/2010	2,000	100.0%	11,351	87.5%	11,351	87.5%
01/2011	1,500	-25.0%	8,324	-26.7%	8,324	-26.7%
02/2011	1,500	0.0%	8,324	0.0%	8,324	0.0%
03/2011	1,600	6.7%	8,778	5.5%	8,778	5.5%
04/2011	500	-68.8%	3,027	-65.5%	3,027	-65.5%
05/2011	2,200	340.0%	13,740	353.9%	13,740	353.9%
06/2011	1,100	-50.0%	6,508	-52.6%	6,508	-52.6%
07/2011	2,400	118.2%	8,022	23.3%	8,022	23.3%
08/2011	600	-75.0%	3,481	-56.6%	3,481	-56.6%
09/2011	2,100	250.0%	12,713	265.2%	12,713	265.2%
10/2011	300	-85.7%	1,514	-88.1%	1,514	-88.1%
11/2011	700	133.3%	3,935	160.0%	3,935	160.0%
12/2011	2,100	200.0%	12,713	223.1%	12,713	223.1%

Data source: ARCOS (2006-2014) and Defendant Distribution Data (Anda 12/1996 - 1/2015)

Central Drug Company (6/2002 to 12/2018)
DEA: AC1359416
4494 Mission Street
San Francisco, CA 94112

Anda, Inc Hydrocodone Shipments to Central Drug Company

	Dosage Units		MME		Drug Base Weight in mg	
Date	Anda	% Change	Anda	% Change	Anda	% Change
01/2012	2,000	-4.8%	11,351	-10.7%	11,351	-10.7%
02/2012	1,000	-50.0%	6,054	-46.7%	6,054	-46.7%
03/2012	1,100	10.0%	6,508	7.5%	6,508	7.5%
04/2012	500	-54.5%	3,027	-53.5%	3,027	-53.5%
05/2012	700	40.0%	3,935	30.0%	3,935	30.0%
06/2012	500	-28.6%	3,027	-23.1%	3,027	-23.1%
07/2012	1,200	140.0%	6,962	130.0%	6,962	130.0%
08/2012	600	-50.0%	3,481	-50.0%	3,481	-50.0%
09/2012	600	0.0%	3,481	0.0%	3,481	0.0%
10/2012	2,100	250.0%	9,535	173.9%	9,535	173.9%
11/2012	500	-76.2%	3,027	-68.3%	3,027	-68.3%
12/2012	500	0.0%	3,027	0.0%	3,027	0.0%
01/2013	0	-100.0%	0	-100.0%	0	-100.0%
02/2013	0	n/a	0	n/a	0	n/a
03/2013	100	n/a	303	n/a	303	n/a
04/2013	0	-100.0%	0	-100.0%	0	-100.0%
05/2013	0	n/a	0	n/a	0	n/a
06/2013	0	n/a	0	n/a	0	n/a
07/2013	0	n/a	0	n/a	0	n/a
08/2013	0	n/a	0	n/a	0	n/a
09/2013	0	n/a	0	n/a	0	n/a
10/2013	0	n/a	0	n/a	0	n/a
11/2013	0	n/a	0	n/a	0	n/a
12/2013	0	n/a	0	n/a	0	n/a

Data source: ARCOS (2006-2014) and Defendant Distribution Data (Anda 12/1996 - 1/2015)

Central Drug Company (6/2002 to 12/2018)
DEA: AC1359416
4494 Mission Street
San Francisco, CA 94112

Anda, Inc Hydrocodone Shipments to Central Drug Company

	Dosage Units		MME		Drug Base Weight in mg	
Date	**Anda**	**% Change**	**Anda**	**% Change**	**Anda**	**% Change**
1996	0		0		0	
1997	0	n/a	0	n/a	0	n/a
1998	0	n/a	0	n/a	0	n/a
1999	0	n/a	0	n/a	0	n/a
2000	0	n/a	0	n/a	0	n/a
2001	0	n/a	0	n/a	0	n/a
2002	0	n/a	0	n/a	0	n/a
2003	0	n/a	0	n/a	0	n/a
2004	0	n/a	0	n/a	0	n/a
2005	0	n/a	0	n/a	0	n/a
2006	0	n/a	0	n/a	0	n/a
2007	36,000	n/a	172,539	n/a	172,539	n/a
2008	20,500	-43.1%	112,756	-34.6%	112,756	-34.6%
2009	14,000	-31.7%	78,167	-30.7%	78,167	-30.7%
2010	24,200	72.9%	140,172	79.3%	140,172	79.3%
2011	16,600	-31.4%	91,080	-35.0%	91,080	-35.0%
2012	11,300	-31.9%	63,416	-30.4%	63,416	-30.4%
2013	100	-99.1%	303	-99.5%	303	-99.5%
2014	0	-100.0%	0	-100.0%	0	-100.0%
2015	0	n/a	0	n/a	0	n/a
2016	0	n/a	0	n/a	0	n/a
2017	0	n/a	0	n/a	0	n/a
2018	0	n/a	0	n/a	0	n/a
2019	0	n/a	0	n/a	0	n/a
Total	**122,700**		**658,432**		**658,432**	

Data source: ARCOS (2006-2014) and Defendant Distribution Data (Anda 12/1996 - 1/2015)

Central Drug Company (6/2002 to 12/2018)
DEA: AC1359416
4494 Mission Street
San Francisco, CA 94112

Anda, Inc Hydrocodone Shipments to Central Drug Company, by Strength

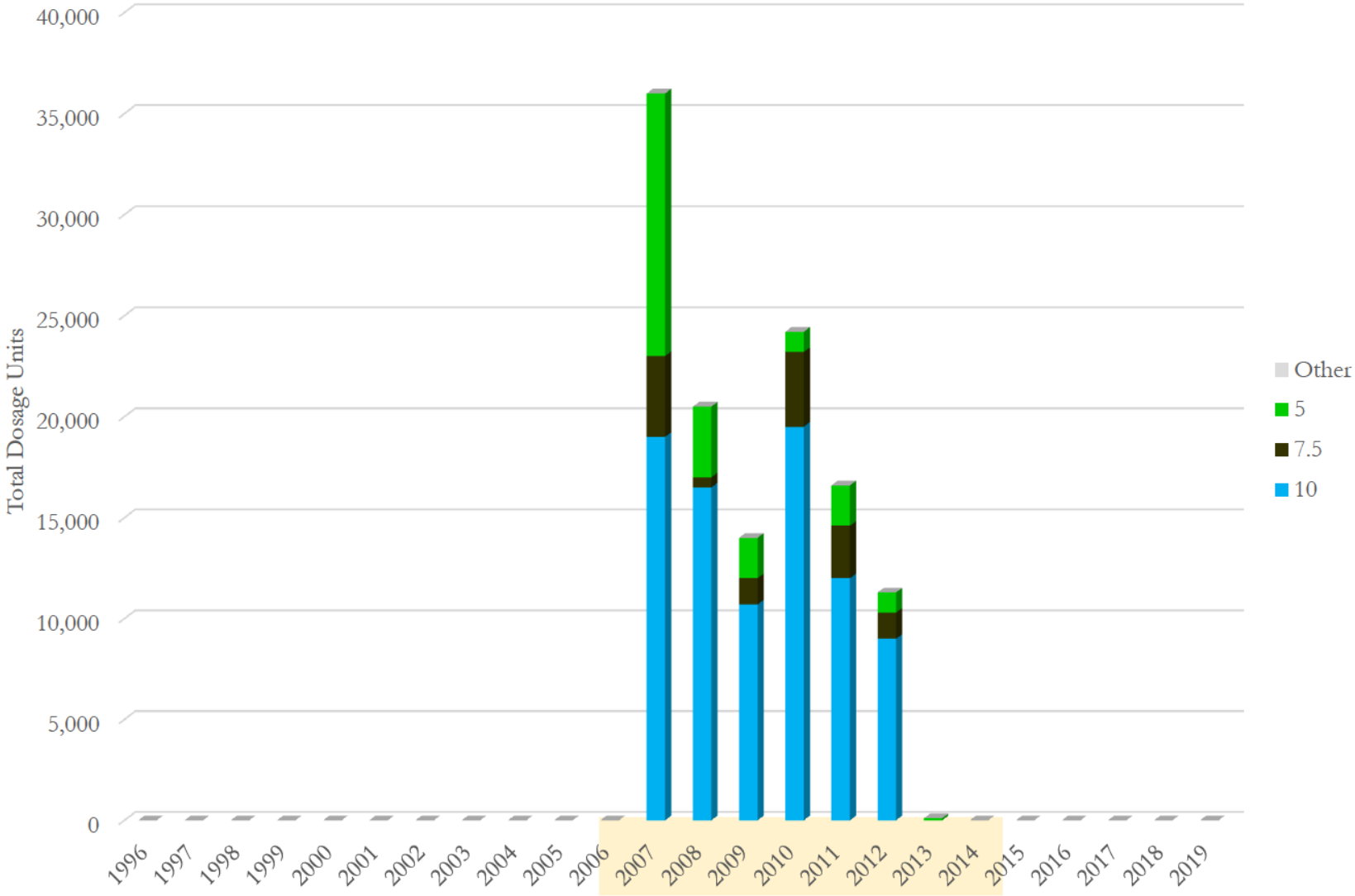

Data source: ARCOS (2006-2014) and Defendant Distribution Data (Anda 12/1996 - 1/2015)

Central Drug Company (6/2002 to 12/2018)
DEA: AC1359416
4494 Mission Street
San Francisco, CA 94112

Anda, Inc Hydrocodone Shipments to Central Drug Company, by Strength

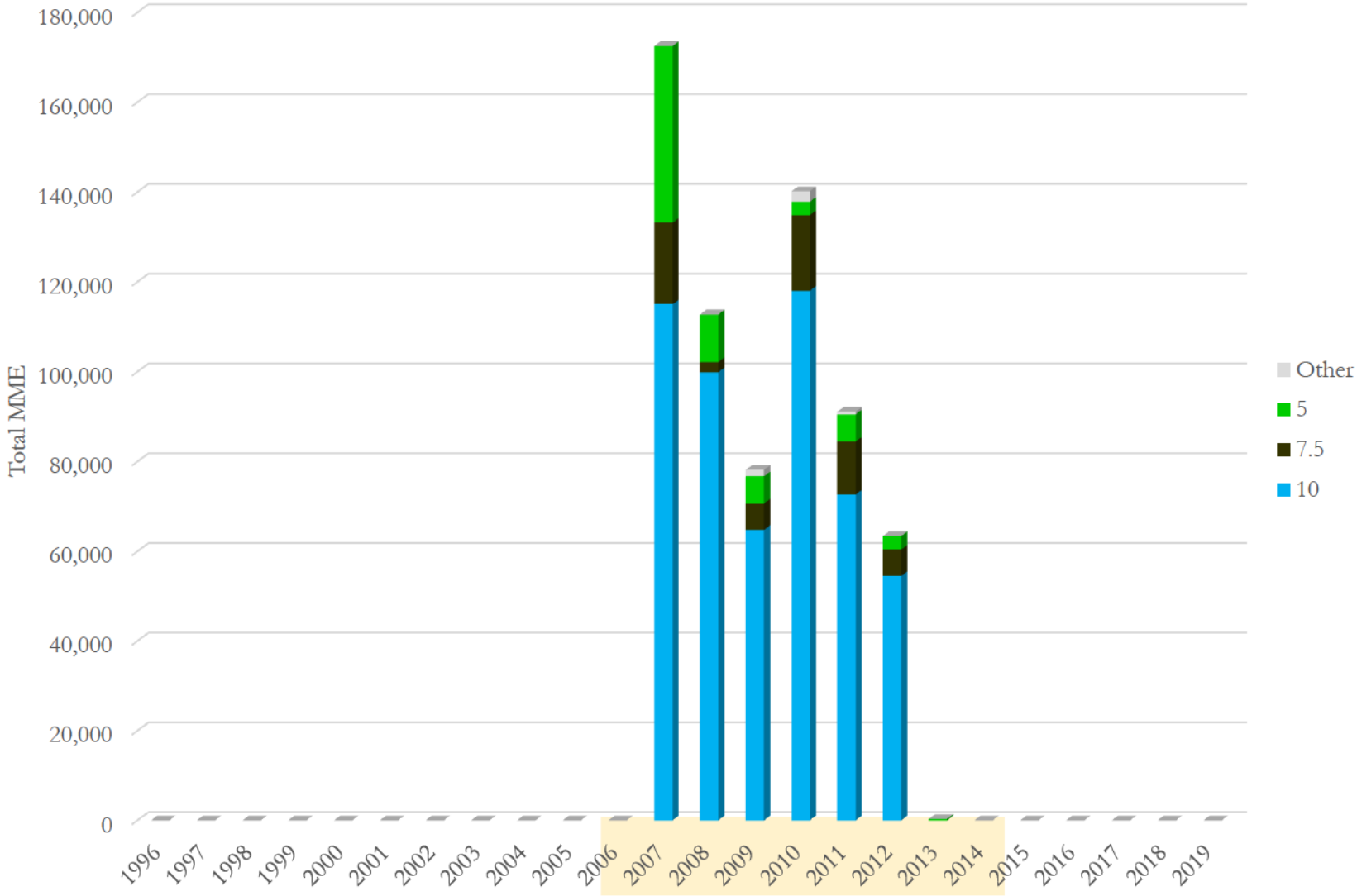

Data source: ARCOS (2006-2014) and Defendant Distribution Data (Anda 12/1996 - 1/2015)

Central Drug Company (6/2002 to 12/2018)
DEA: AC1359416
4494 Mission Street
San Francisco, CA 94112

Anda, Inc Hydrocodone Shipments to Central Drug Company, by Strength

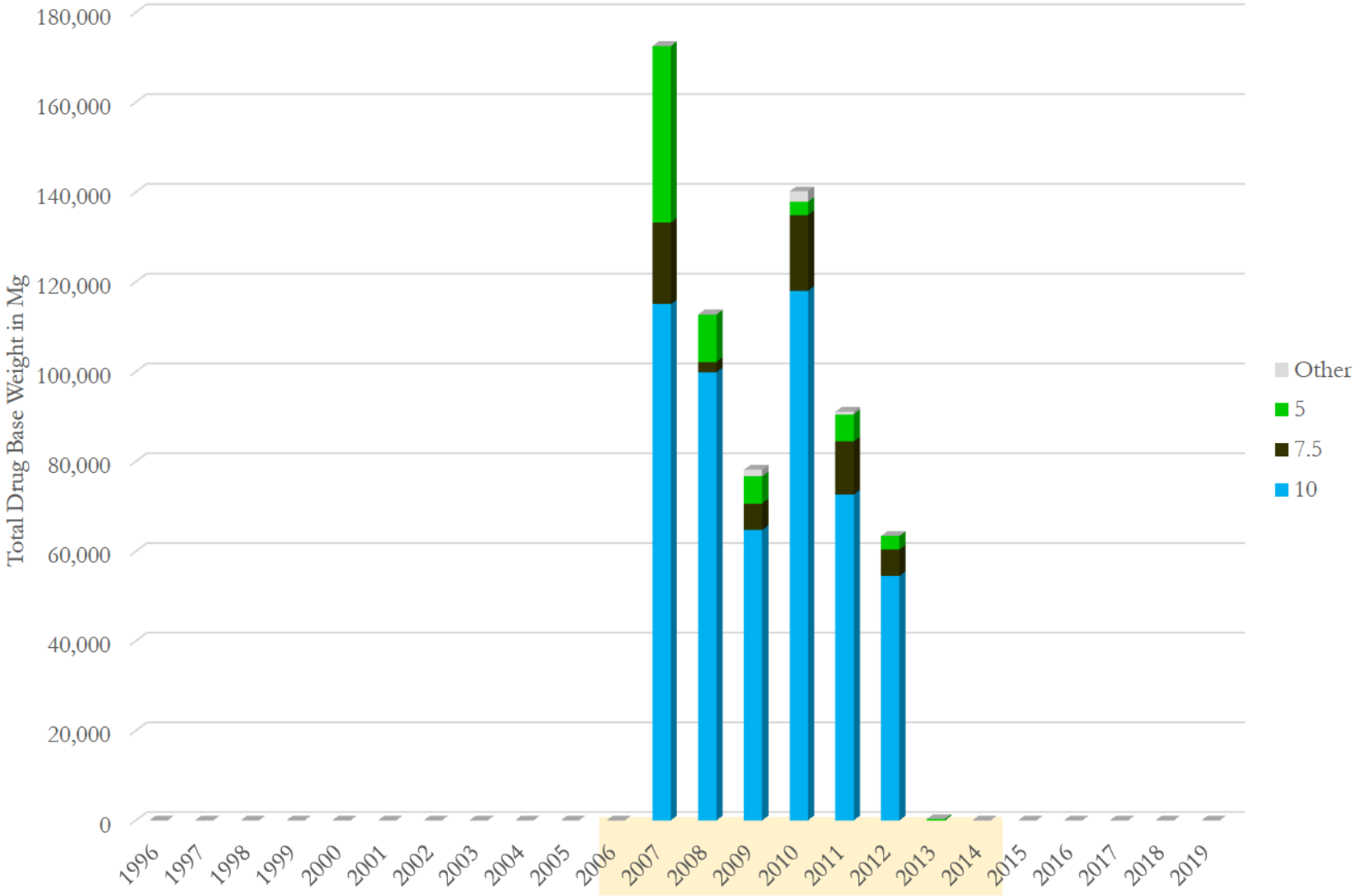

Data source: ARCOS (2006-2014) and Defendant Distribution Data (Anda 12/1996 - 1/2015)

Central Drug Company (6/2002 to 12/2018)
DEA: AC1359416
4494 Mission Street
San Francisco, CA 94112

Anda, Inc Hydrocodone Shipments to Central Drug Company, by Strength
(Total Dosage Units)

Strength Year\	10	7.5	5	Other	Total	Avg. Str
1996	0	0	0	0	**0**	
1997	0	0	0	0	**0**	
1998	0	0	0	0	**0**	
1999	0	0	0	0	**0**	
2000	0	0	0	0	**0**	
2001	0	0	0	0	**0**	
2002	0	0	0	0	**0**	
2003	0	0	0	0	**0**	
2004	0	0	0	0	**0**	
2005	0	0	0	0	**0**	
2006	0	0	0	0	**0**	
2007	19,000	4,000	13,000	0	**36,000**	7.92
2008	16,500	500	3,500	0	**20,500**	9.09
2009	10,700	1,300	2,000	0	**14,000**	9.05
2010	19,500	3,700	1,000	0	**24,200**	9.41
2011	12,000	2,600	2,000	0	**16,600**	9.01
2012	9,000	1,300	1,000	0	**11,300**	9.27
2013	0	0	100	0	**100**	5.00
2014	0	0	0	0	**0**	
2015	0	0	0	0	**0**	
2016	0	0	0	0	**0**	
2017	0	0	0	0	**0**	
2018	0	0	0	0	**0**	
2019	0	0	0	0	**0**	
Total	**86,700**	**13,400**	**22,600**	**0**	**122,700**	8.81

Data source: ARCOS (2006-2014) and Defendant Distribution Data (Anda 12/1996 - 1/2015)

Central Drug Company (6/2002 to 12/2018)
DEA: AC1359416
4494 Mission Street
San Francisco, CA 94112

Anda, Inc Hydrocodone Shipments to Central Drug Company, by Strength (Total MME)

Strength Year\	10	7.5	5	Other	Total	Avg. Str
1996	0	0	0	0	**0**	
1997	0	0	0	0	**0**	
1998	0	0	0	0	**0**	
1999	0	0	0	0	**0**	
2000	0	0	0	0	**0**	
2001	0	0	0	0	**0**	
2002	0	0	0	0	**0**	
2003	0	0	0	0	**0**	
2004	0	0	0	0	**0**	
2005	0	0	0	0	**0**	
2006	0	0	0	0	**0**	
2007	115,026	18,162	39,351	0	**172,539**	7.92
2008	99,891	2,270	10,595	0	**112,756**	9.09
2009	64,778	5,903	6,054	1,432	**78,167**	9.05
2010	118,053	16,800	3,027	2,292	**140,172**	9.41
2011	72,648	11,805	6,054	573	**91,080**	9.01
2012	54,486	5,903	3,027	0	**63,416**	9.27
2013	0	0	303	0	**303**	5.00
2014	0	0	0	0	**0**	
2015	0	0	0	0	**0**	
2016	0	0	0	0	**0**	
2017	0	0	0	0	**0**	
2018	0	0	0	0	**0**	
2019	0	0	0	0	**0**	
Total	**524,882**	**60,843**	**68,410**	**4,297**	**658,432**	8.81

Data source: ARCOS (2006-2014) and Defendant Distribution Data (Anda 12/1996 - 1/2015)

Central Drug Company (6/2002 to 12/2018)
DEA: AC1359416
4494 Mission Street
San Francisco, CA 94112

Anda, Inc Hydrocodone Shipments to Central Drug Company, by Strength
(Total Drug Base Weight in Milligram)

Strength Year\	10	7.5	5	Other	Total	Avg. Str
1996	0	0	0	0	**0**	
1997	0	0	0	0	**0**	
1998	0	0	0	0	**0**	
1999	0	0	0	0	**0**	
2000	0	0	0	0	**0**	
2001	0	0	0	0	**0**	
2002	0	0	0	0	**0**	
2003	0	0	0	0	**0**	
2004	0	0	0	0	**0**	
2005	0	0	0	0	**0**	
2006	0	0	0	0	**0**	
2007	115,026	18,162	39,351	0	**172,539**	7.92
2008	99,891	2,270	10,595	0	**112,756**	9.09
2009	64,778	5,903	6,054	1,432	**78,167**	9.05
2010	118,053	16,800	3,027	2,292	**140,172**	9.41
2011	72,648	11,805	6,054	573	**91,080**	9.01
2012	54,486	5,903	3,027	0	**63,416**	9.27
2013	0	0	303	0	**303**	5.00
2014	0	0	0	0	**0**	
2015	0	0	0	0	**0**	
2016	0	0	0	0	**0**	
2017	0	0	0	0	**0**	
2018	0	0	0	0	**0**	
2019	0	0	0	0	**0**	
Total	**524,882**	**60,843**	**68,410**	**4,297**	**658,432**	8.81

Data source: ARCOS (2006-2014) and Defendant Distribution Data (Anda 12/1996 - 1/2015)

Greenhouse Pharmacy (10/1997 to 11/2017)
DEA: BG3150303
1516 Noriega Street
San Francisco, CA 94122

Anda, Inc Oxycodone Shipments to Greenhouse Pharmacy

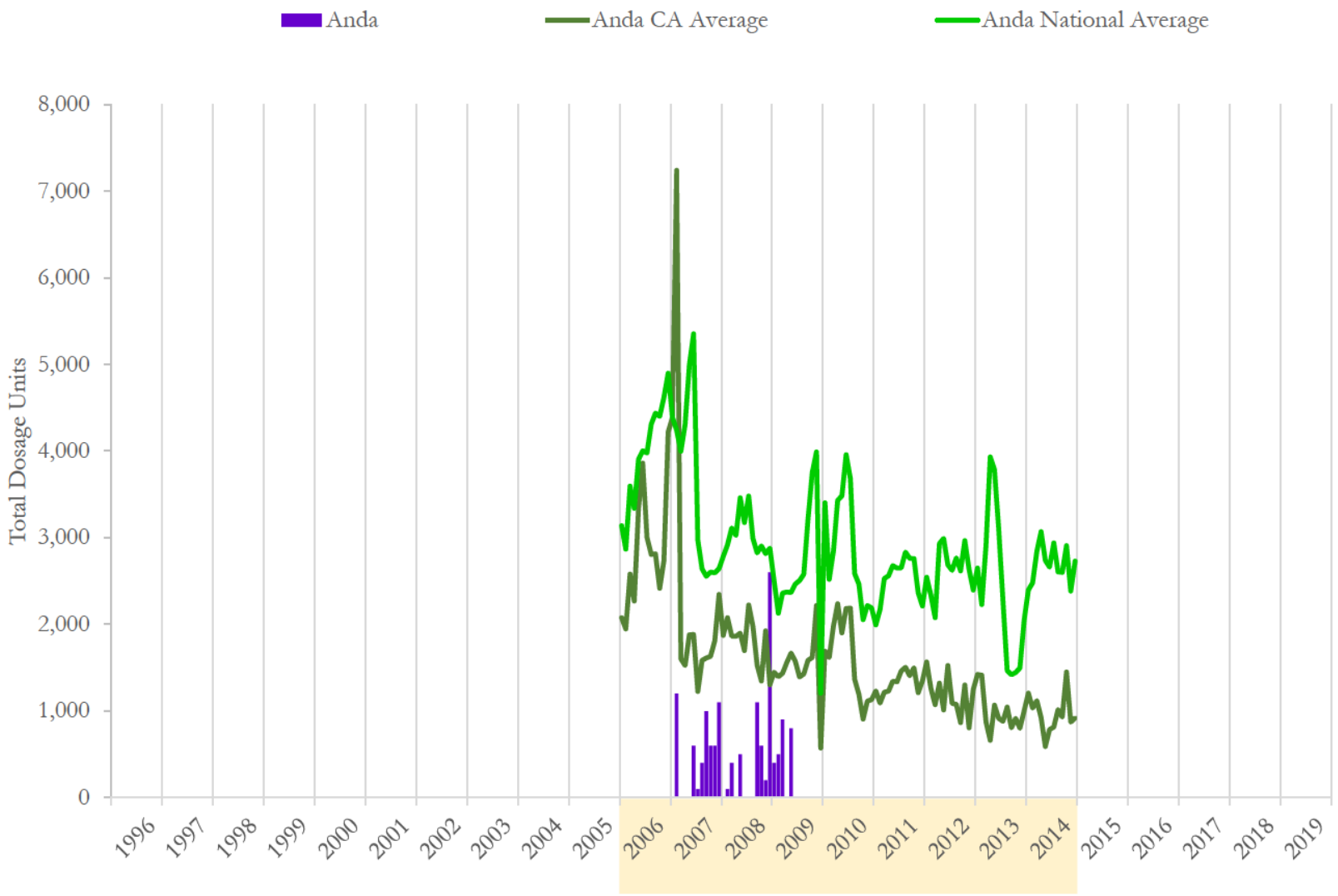

National and state averages reflect oxycodone shipped from Anda, Inc to all active pharmacies each month.
Data source: ARCOS (2006-2014) and Defendant Distribution Data (Anda 12/1996 - 1/2015)

Greenhouse Pharmacy (10/1997 to 11/2017)
DEA: BG3150303
1516 Noriega Street
San Francisco, CA 94122

Anda, Inc Oxycodone Shipments to Greenhouse Pharmacy

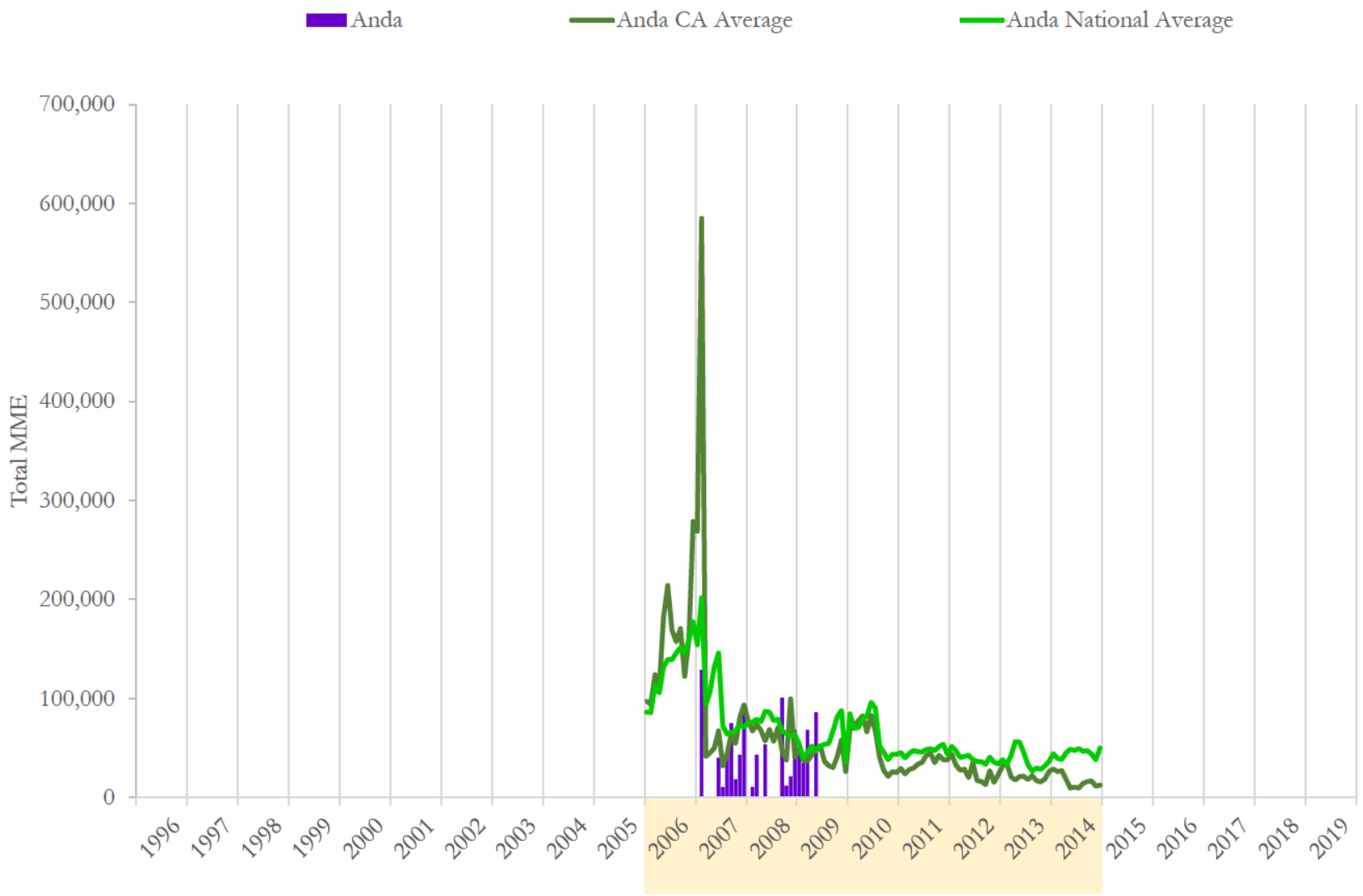

National and state averages reflect oxycodone shipped from Anda, Inc to all active pharmacies each month.
Data source: ARCOS (2006-2014) and Defendant Distribution Data (Anda 12/1996 - 1/2015)

Greenhouse Pharmacy (10/1997 to 11/2017)
DEA: BG3150303
1516 Noriega Street
San Francisco, CA 94122

Anda, Inc Oxycodone Shipments to Greenhouse Pharmacy

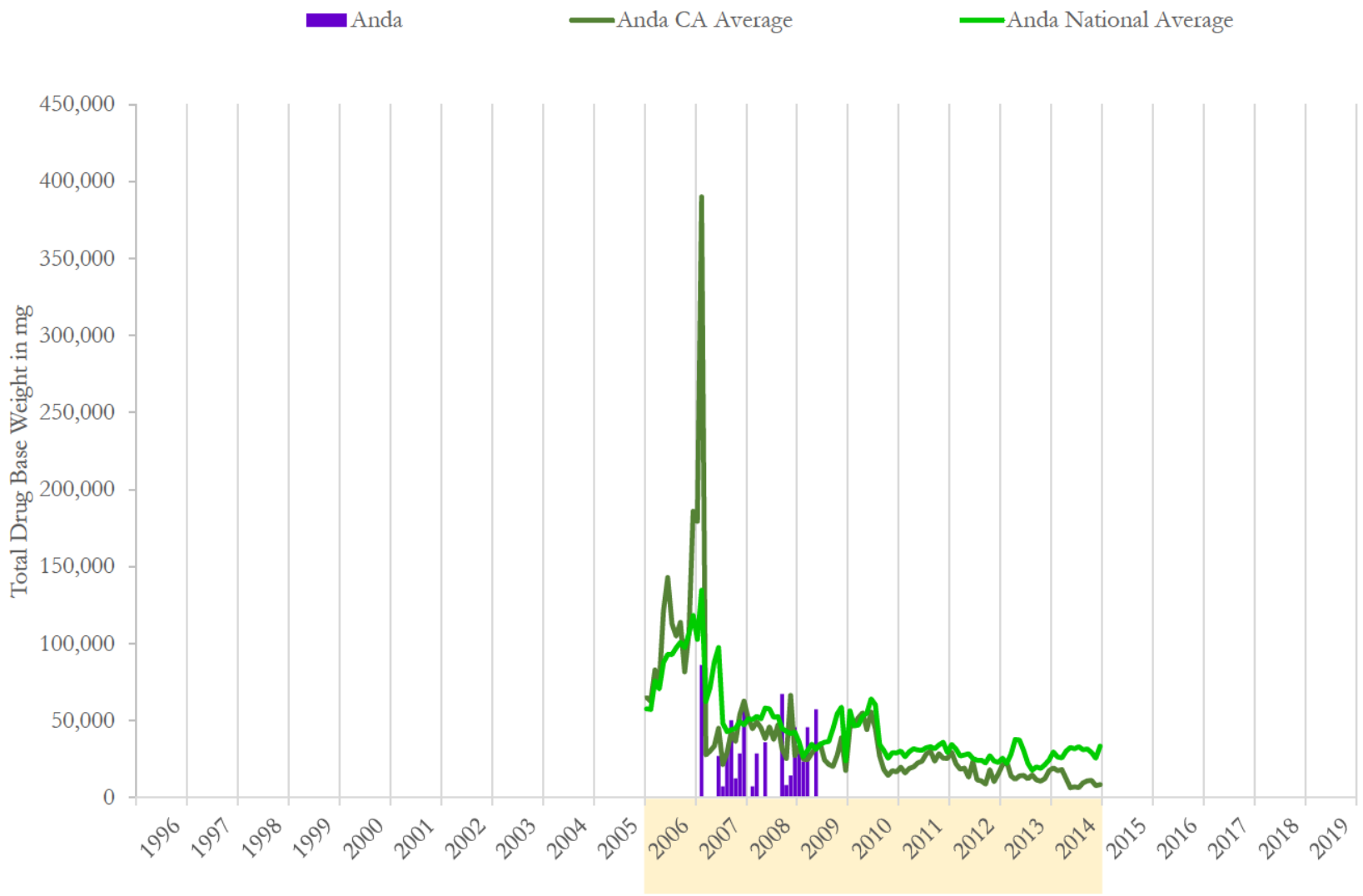

National and state averages reflect oxycodone shipped from Anda, Inc to all active pharmacies each month.
Data source: ARCOS (2006-2014) and Defendant Distribution Data (Anda 12/1996 - 1/2015)

Greenhouse Pharmacy (10/1997 to 11/2017)
DEA: BG3150303
1516 Noriega Street
San Francisco, CA 94122

Anda, Inc Oxycodone Shipments to Greenhouse Pharmacy

	Dosage Units		MME		Drug Base Weight in mg	
Date	Anda	% Change	Anda	% Change	Anda	% Change
01/2006	0	n/a	0	n/a	0	n/a
02/2006	0	n/a	0	n/a	0	n/a
03/2006	0	n/a	0	n/a	0	n/a
04/2006	0	n/a	0	n/a	0	n/a
05/2006	0	n/a	0	n/a	0	n/a
06/2006	0	n/a	0	n/a	0	n/a
07/2006	0	n/a	0	n/a	0	n/a
08/2006	0	n/a	0	n/a	0	n/a
09/2006	0	n/a	0	n/a	0	n/a
10/2006	0	n/a	0	n/a	0	n/a
11/2006	0	n/a	0	n/a	0	n/a
12/2006	0	n/a	0	n/a	0	n/a
01/2007	0	n/a	0	n/a	0	n/a
02/2007	1,200	n/a	129,096	n/a	86,064	n/a
03/2007	0	-100.0%	0	-100.0%	0	-100.0%
04/2007	0	n/a	0	n/a	0	n/a
05/2007	0	n/a	0	n/a	0	n/a
06/2007	600	n/a	40,343	n/a	26,895	n/a
07/2007	100	-83.3%	10,758	-73.3%	7,172	-73.3%
08/2007	400	300.0%	43,032	300.0%	28,688	300.0%
09/2007	1,000	150.0%	75,306	75.0%	50,204	75.0%
10/2007	600	-40.0%	18,827	-75.0%	12,551	-75.0%
11/2007	600	0.0%	43,032	128.6%	28,688	128.6%
12/2007	1,100	83.3%	94,133	118.8%	62,755	118.8%

Data source: ARCOS (2006-2014) and Defendant Distribution Data (Anda 12/1996 - 1/2015)

Greenhouse Pharmacy (10/1997 to 11/2017)
DEA: BG3150303
1516 Noriega Street
San Francisco, CA 94122

Anda, Inc Oxycodone Shipments to Greenhouse Pharmacy

	Dosage Units		MME		Drug Base Weight in mg	
Date	Anda	% Change	Anda	% Change	Anda	% Change
01/2008	0	-100.0%	0	-100.0%	0	-100.0%
02/2008	100	n/a	10,758	n/a	7,172	n/a
03/2008	400	300.0%	43,032	300.0%	28,688	300.0%
04/2008	0	-100.0%	0	-100.0%	0	-100.0%
05/2008	500	n/a	53,790	n/a	35,860	n/a
06/2008	0	-100.0%	0	-100.0%	0	-100.0%
07/2008	0	n/a	0	n/a	0	n/a
08/2008	0	n/a	0	n/a	0	n/a
09/2008	1,100	n/a	100,856	n/a	67,238	n/a
10/2008	600	-45.5%	12,103	-88.0%	8,069	-88.0%
11/2008	200	-66.7%	21,516	77.8%	14,344	77.8%
12/2008	2,600	1200.0%	68,582	218.8%	45,722	218.8%
01/2009	400	-84.6%	43,032	-37.3%	28,688	-37.3%
02/2009	500	25.0%	34,964	-18.8%	23,309	-18.8%
03/2009	900	80.0%	68,582	96.2%	45,722	96.2%
04/2009	0	-100.0%	0	-100.0%	0	-100.0%
05/2009	800	n/a	86,064	n/a	57,376	n/a
06/2009	0	-100.0%	0	-100.0%	0	-100.0%
07/2009	0	n/a	0	n/a	0	n/a
08/2009	0	n/a	0	n/a	0	n/a
09/2009	0	n/a	0	n/a	0	n/a
10/2009	0	n/a	0	n/a	0	n/a
11/2009	0	n/a	0	n/a	0	n/a
12/2009	0	n/a	0	n/a	0	n/a

Data source: ARCOS (2006-2014) and Defendant Distribution Data (Anda 12/1996 - 1/2015)

Greenhouse Pharmacy (10/1997 to 11/2017)
DEA: BG3150303
1516 Noriega Street
San Francisco, CA 94122

Anda, Inc Oxycodone Shipments to Greenhouse Pharmacy

	Dosage Units		MME		Drug Base Weight in mg	
Date	**Anda**	**% Change**	**Anda**	**% Change**	**Anda**	**% Change**
1996	0		0		0	
1997	0	n/a	0	n/a	0	n/a
1998	0	n/a	0	n/a	0	n/a
1999	0	n/a	0	n/a	0	n/a
2000	0	n/a	0	n/a	0	n/a
2001	0	n/a	0	n/a	0	n/a
2002	0	n/a	0	n/a	0	n/a
2003	0	n/a	0	n/a	0	n/a
2004	0	n/a	0	n/a	0	n/a
2005	0	n/a	0	n/a	0	n/a
2006	0	n/a	0	n/a	0	n/a
2007	5,600	n/a	454,526	n/a	303,017	n/a
2008	5,500	-1.8%	310,637	-31.7%	207,092	-31.7%
2009	2,600	-52.7%	232,642	-25.1%	155,095	-25.1%
2010	0	-100.0%	0	-100.0%	0	-100.0%
2011	0	n/a	0	n/a	0	n/a
2012	0	n/a	0	n/a	0	n/a
2013	0	n/a	0	n/a	0	n/a
2014	0	n/a	0	n/a	0	n/a
2015	0	n/a	0	n/a	0	n/a
2016	0	n/a	0	n/a	0	n/a
2017	0	n/a	0	n/a	0	n/a
2018	0	n/a	0	n/a	0	n/a
2019	0	n/a	0	n/a	0	n/a
Total	**13,700**		**997,805**		**665,203**	

Data source: ARCOS (2006-2014) and Defendant Distribution Data (Anda 12/1996 - 1/2015)

Greenhouse Pharmacy (10/1997 to 11/2017)
DEA: BG3150303
1516 Noriega Street
San Francisco, CA 94122

Anda, Inc Oxycodone Shipments to Greenhouse Pharmacy, by Strength

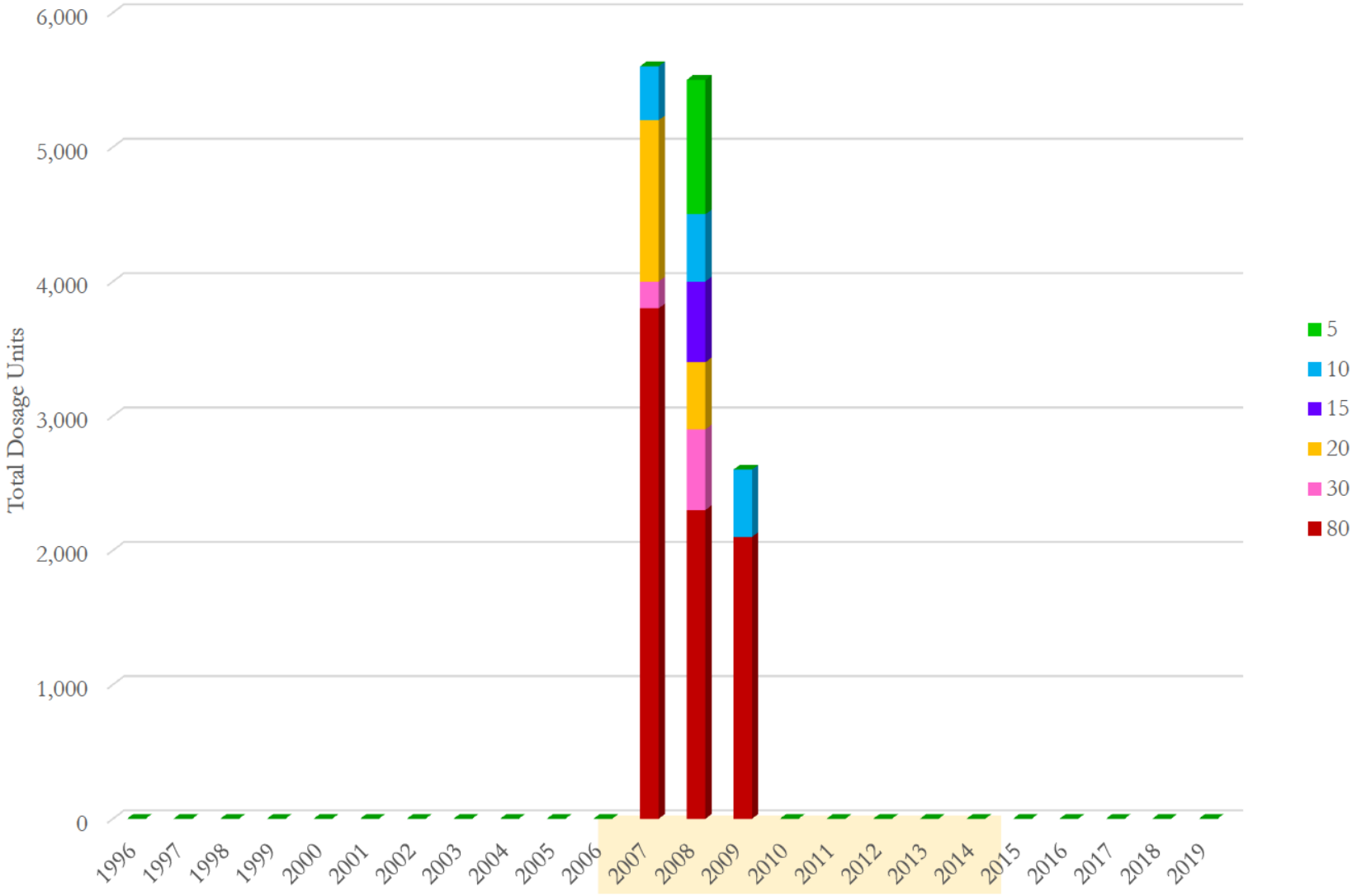

Data source: ARCOS (2006-2014) and Defendant Distribution Data (Anda 12/1996 - 1/2015)

Greenhouse Pharmacy (10/1997 to 11/2017)
DEA: BG3150303
1516 Noriega Street
San Francisco, CA 94122

Anda, Inc Oxycodone Shipments to Greenhouse Pharmacy, by Strength

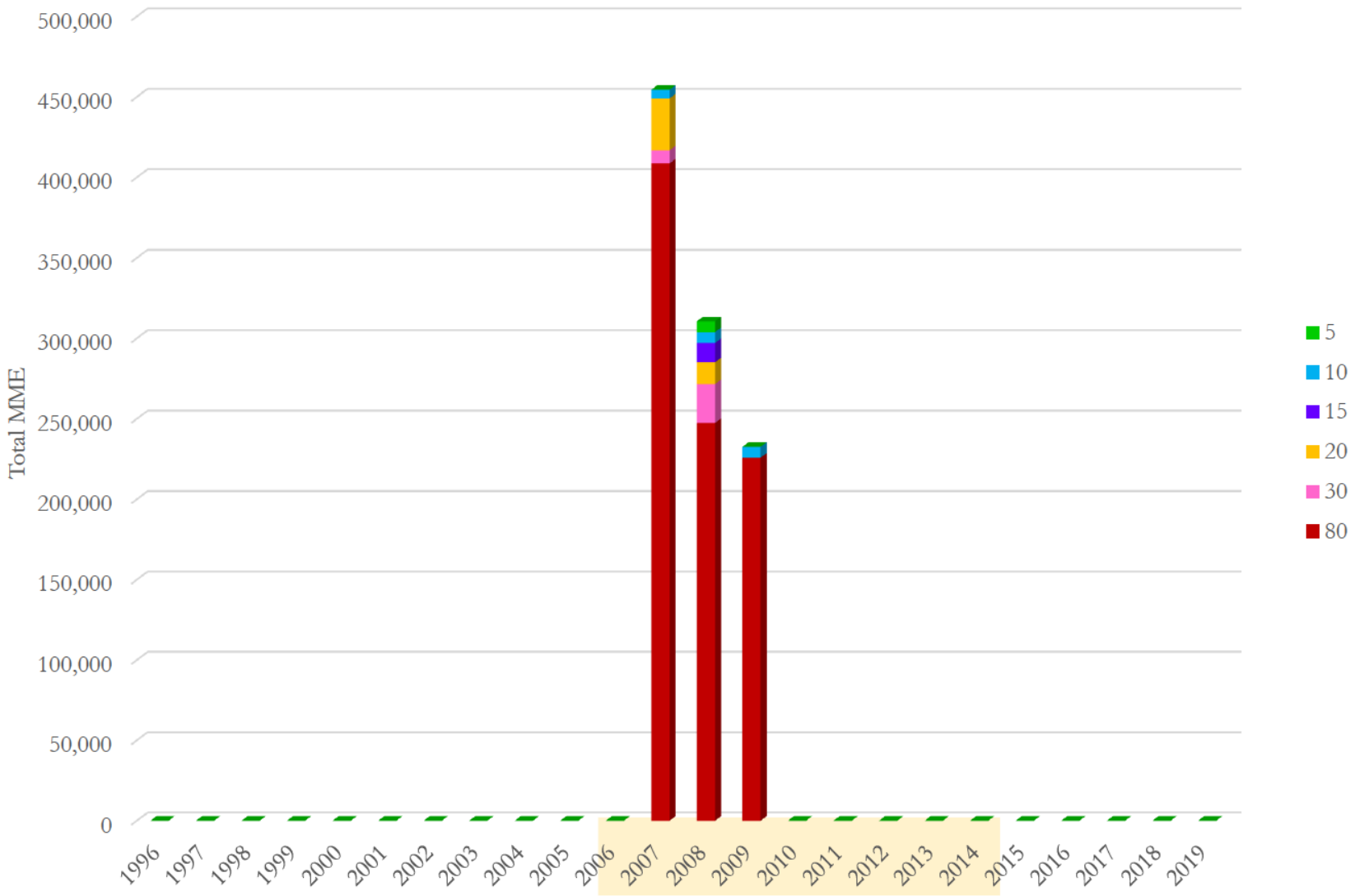

Data source: ARCOS (2006-2014) and Defendant Distribution Data (Anda 12/1996 - 1/2015)

Greenhouse Pharmacy (10/1997 to 11/2017)
DEA: BG3150303
1516 Noriega Street
San Francisco, CA 94122

Anda, Inc Oxycodone Shipments to Greenhouse Pharmacy, by Strength

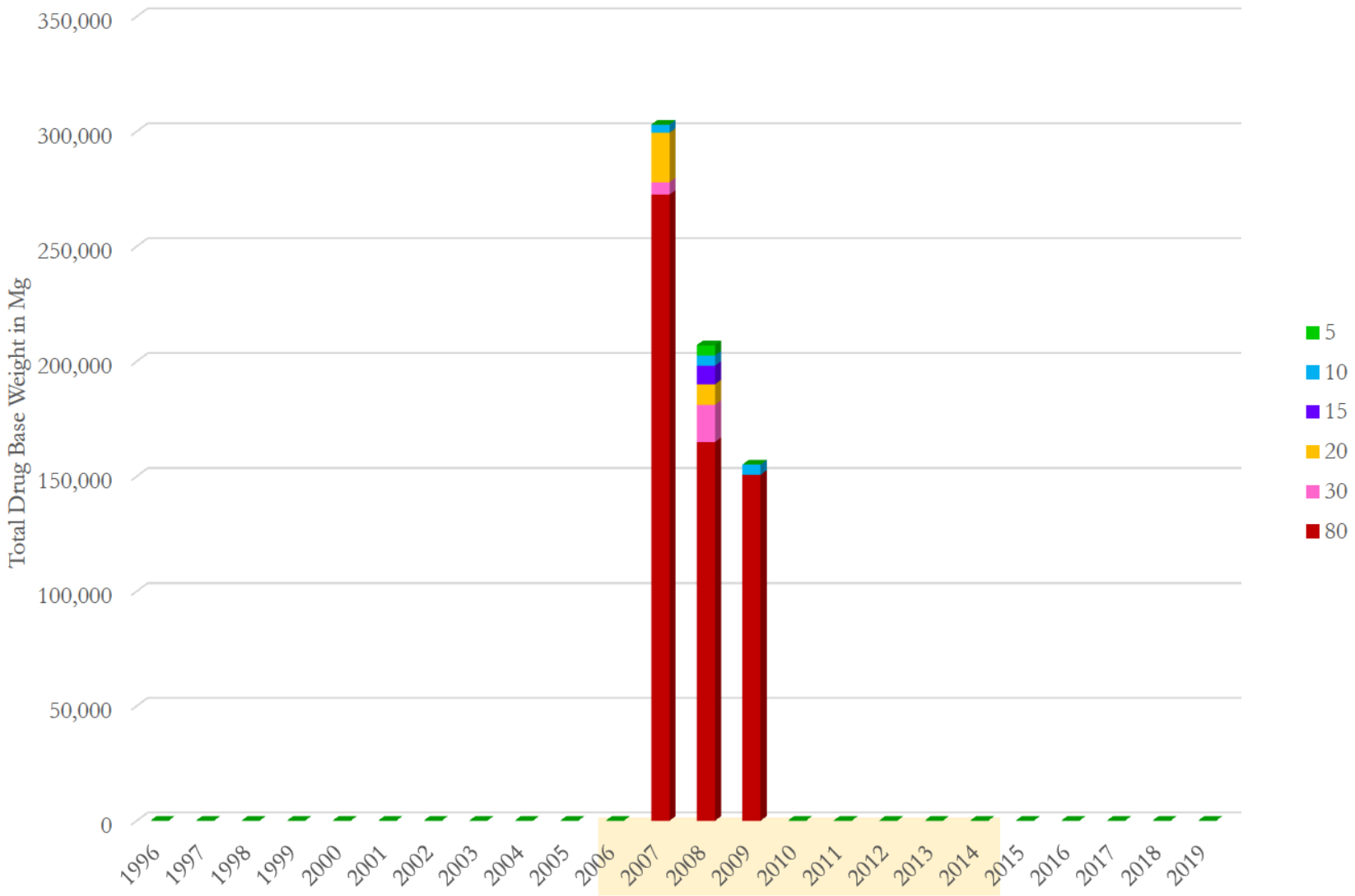

Data source: ARCOS (2006-2014) and Defendant Distribution Data (Anda 12/1996 - 1/2015)

Greenhouse Pharmacy (10/1997 to 11/2017)
DEA: BG3150303
1516 Noriega Street
San Francisco, CA 94122

Anda, Inc Oxycodone Shipments to Greenhouse Pharmacy, by Strength
(Total Dosage Units)

Strength Year\	80	30	20	15	10	5	Total	Avg. Str
1996	0	0	0	0	0	0	**0**	
1997	0	0	0	0	0	0	**0**	
1998	0	0	0	0	0	0	**0**	
1999	0	0	0	0	0	0	**0**	
2000	0	0	0	0	0	0	**0**	
2001	0	0	0	0	0	0	**0**	
2002	0	0	0	0	0	0	**0**	
2003	0	0	0	0	0	0	**0**	
2004	0	0	0	0	0	0	**0**	
2005	0	0	0	0	0	0	**0**	
2006	0	0	0	0	0	0	**0**	
2007	3,800	200	1,200	0	400	0	**5,600**	60.36
2008	2,300	600	500	600	500	1,000	**5,500**	42.00
2009	2,100	0	0	0	500	0	**2,600**	66.54
2010	0	0	0	0	0	0	**0**	
2011	0	0	0	0	0	0	**0**	
2012	0	0	0	0	0	0	**0**	
2013	0	0	0	0	0	0	**0**	
2014	0	0	0	0	0	0	**0**	
2015	0	0	0	0	0	0	**0**	
2016	0	0	0	0	0	0	**0**	
2017	0	0	0	0	0	0	**0**	
2018	0	0	0	0	0	0	**0**	
2019	0	0	0	0	0	0	**0**	
Total	**8,200**	**800**	**1,700**	**600**	**1,400**	**1,000**	**13,700**	54.16

Data source: ARCOS (2006-2014) and Defendant Distribution Data (Anda 12/1996 - 1/2015)

Greenhouse Pharmacy (10/1997 to 11/2017)
DEA: BG3150303
1516 Noriega Street
San Francisco, CA 94122

Anda, Inc Oxycodone Shipments to Greenhouse Pharmacy, by Strength (Total MME)

Strength / Year\	80	30	20	15	10	5	Total	Avg. Str
1996	0	0	0	0	0	0	**0**	
1997	0	0	0	0	0	0	**0**	
1998	0	0	0	0	0	0	**0**	
1999	0	0	0	0	0	0	**0**	
2000	0	0	0	0	0	0	**0**	
2001	0	0	0	0	0	0	**0**	
2002	0	0	0	0	0	0	**0**	
2003	0	0	0	0	0	0	**0**	
2004	0	0	0	0	0	0	**0**	
2005	0	0	0	0	0	0	**0**	
2006	0	0	0	0	0	0	**0**	
2007	408,804	8,069	32,274	0	5,379	0	**454,526**	60.36
2008	247,434	24,206	13,448	12,103	6,724	6,724	**310,637**	42.00
2009	225,918	0	0	0	6,724	0	**232,642**	66.54
2010	0	0	0	0	0	0	**0**	
2011	0	0	0	0	0	0	**0**	
2012	0	0	0	0	0	0	**0**	
2013	0	0	0	0	0	0	**0**	
2014	0	0	0	0	0	0	**0**	
2015	0	0	0	0	0	0	**0**	
2016	0	0	0	0	0	0	**0**	
2017	0	0	0	0	0	0	**0**	
2018	0	0	0	0	0	0	**0**	
2019	0	0	0	0	0	0	**0**	
Total	**882,156**	**32,274**	**45,722**	**12,103**	**18,827**	**6,724**	**997,805**	54.16

Data source: ARCOS (2006-2014) and Defendant Distribution Data (Anda 12/1996 - 1/2015)

Greenhouse Pharmacy (10/1997 to 11/2017)
DEA: BG3150303
1516 Noriega Street
San Francisco, CA 94122

Anda, Inc Oxycodone Shipments to Greenhouse Pharmacy, by Strength
(Total Drug Base Weight in Milligram)

Strength Year\	80	30	20	15	10	5	Total	Avg. Str
1996	0	0	0	0	0	0	**0**	
1997	0	0	0	0	0	0	**0**	
1998	0	0	0	0	0	0	**0**	
1999	0	0	0	0	0	0	**0**	
2000	0	0	0	0	0	0	**0**	
2001	0	0	0	0	0	0	**0**	
2002	0	0	0	0	0	0	**0**	
2003	0	0	0	0	0	0	**0**	
2004	0	0	0	0	0	0	**0**	
2005	0	0	0	0	0	0	**0**	
2006	0	0	0	0	0	0	**0**	
2007	272,536	5,379	21,516	0	3,586	0	**303,017**	60.36
2008	164,956	16,137	8,965	8,069	4,483	4,483	**207,092**	42.00
2009	150,612	0	0	0	4,483	0	**155,095**	66.54
2010	0	0	0	0	0	0	**0**	
2011	0	0	0	0	0	0	**0**	
2012	0	0	0	0	0	0	**0**	
2013	0	0	0	0	0	0	**0**	
2014	0	0	0	0	0	0	**0**	
2015	0	0	0	0	0	0	**0**	
2016	0	0	0	0	0	0	**0**	
2017	0	0	0	0	0	0	**0**	
2018	0	0	0	0	0	0	**0**	
2019	0	0	0	0	0	0	**0**	
Total	**588,104**	**21,516**	**30,481**	**8,069**	**12,551**	**4,483**	**665,203**	54.16

Data source: ARCOS (2006-2014) and Defendant Distribution Data (Anda 12/1996 - 1/2015)

Greenhouse Pharmacy (10/1997 to 11/2017)
DEA: BG3150303
1516 Noriega Street
San Francisco, CA 94122

Anda, Inc Hydrocodone Shipments to Greenhouse Pharmacy

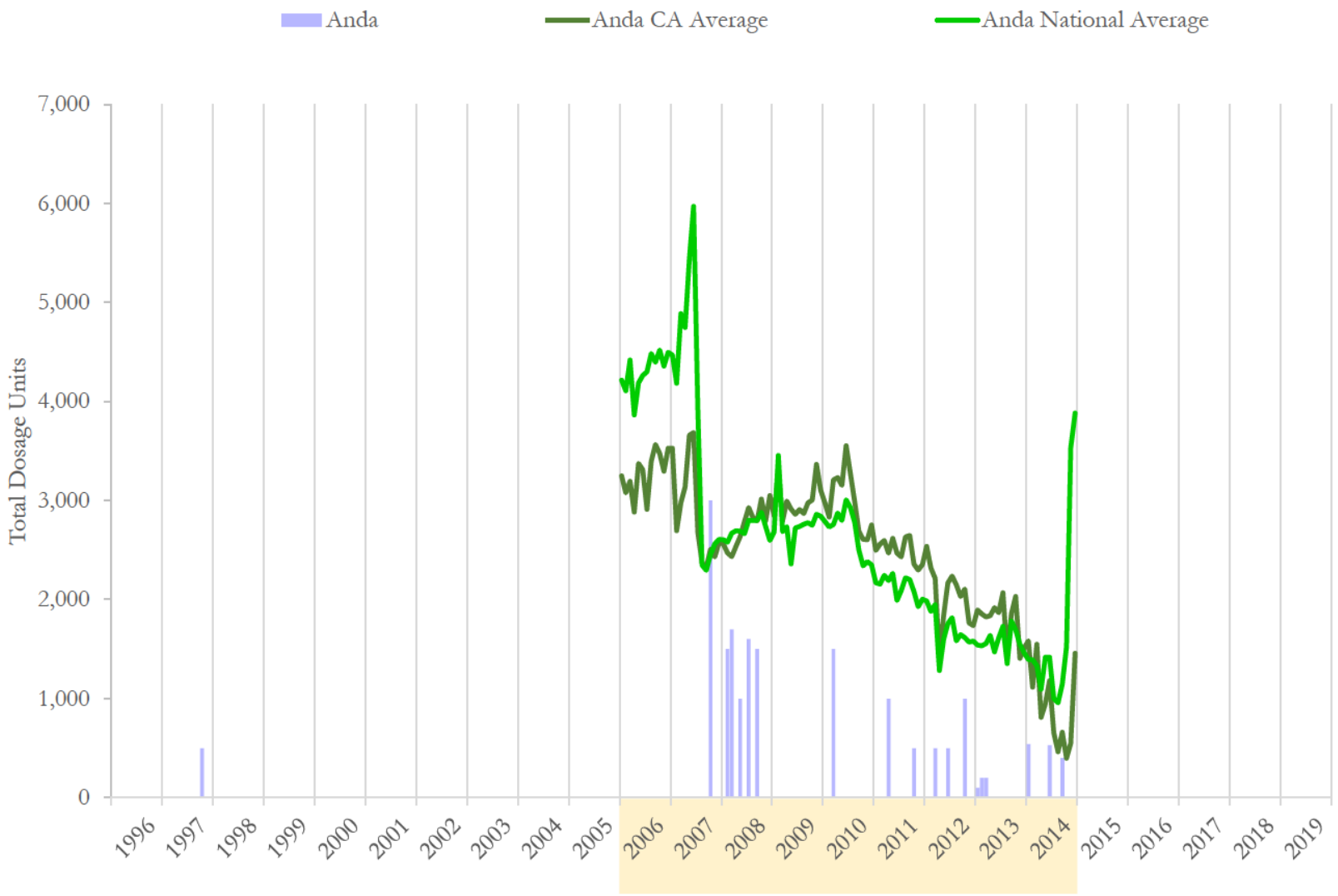

National and state averages reflect hydrocodone shipped from Anda, Inc to all active pharmacies each month.
Data source: ARCOS (2006-2014) and Defendant Distribution Data (Anda 12/1996 - 1/2015)

Greenhouse Pharmacy (10/1997 to 11/2017)
DEA: BG3150303
1516 Noriega Street
San Francisco, CA 94122

Anda, Inc Hydrocodone Shipments to Greenhouse Pharmacy

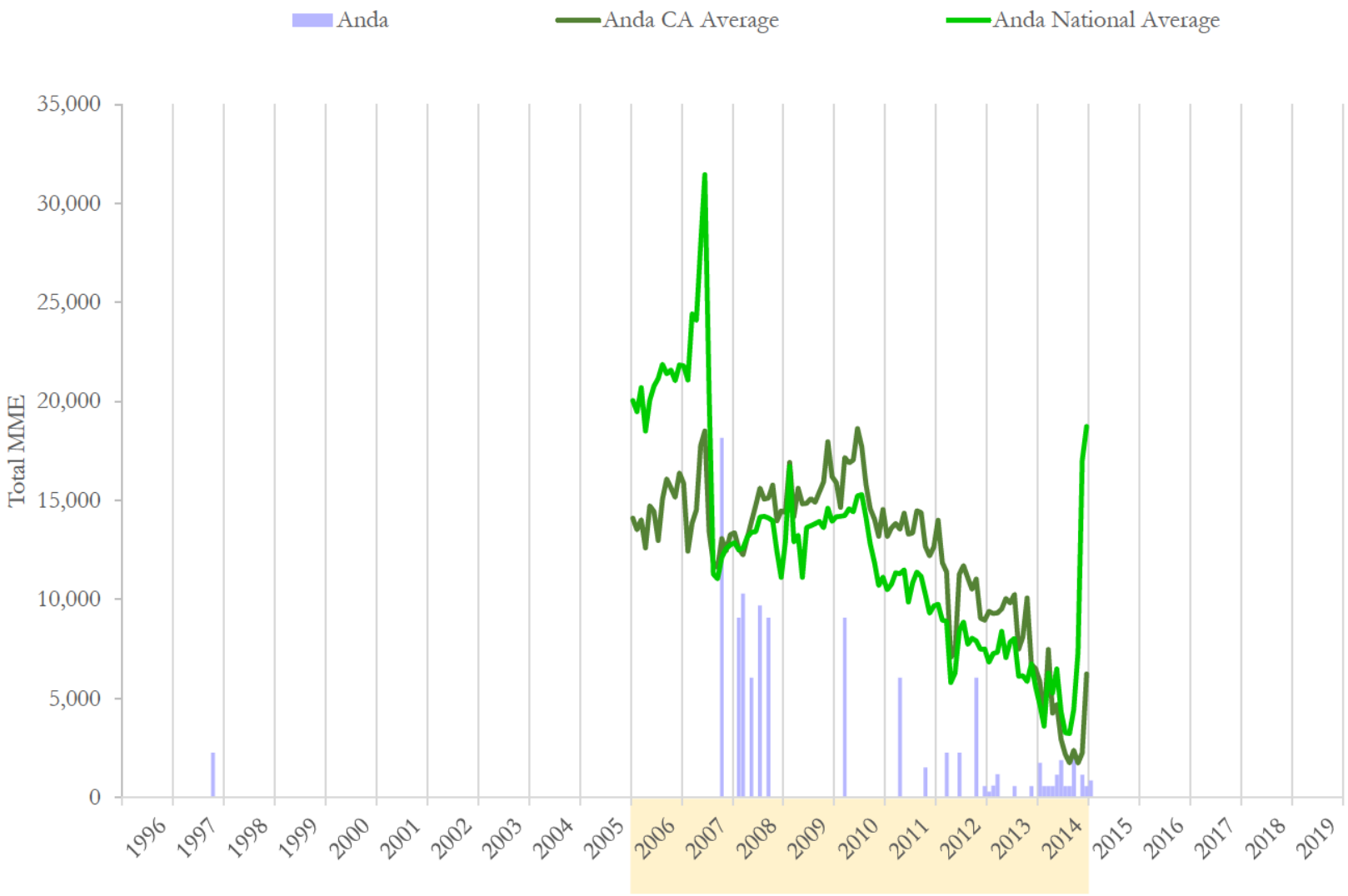

National and state averages reflect hydrocodone shipped from Anda, Inc to all active pharmacies each month.
Data source: ARCOS (2006-2014) and Defendant Distribution Data (Anda 12/1996 - 1/2015)

Greenhouse Pharmacy (10/1997 to 11/2017)
DEA: BG3150303
1516 Noriega Street
San Francisco, CA 94122

Anda, Inc Hydrocodone Shipments to Greenhouse Pharmacy

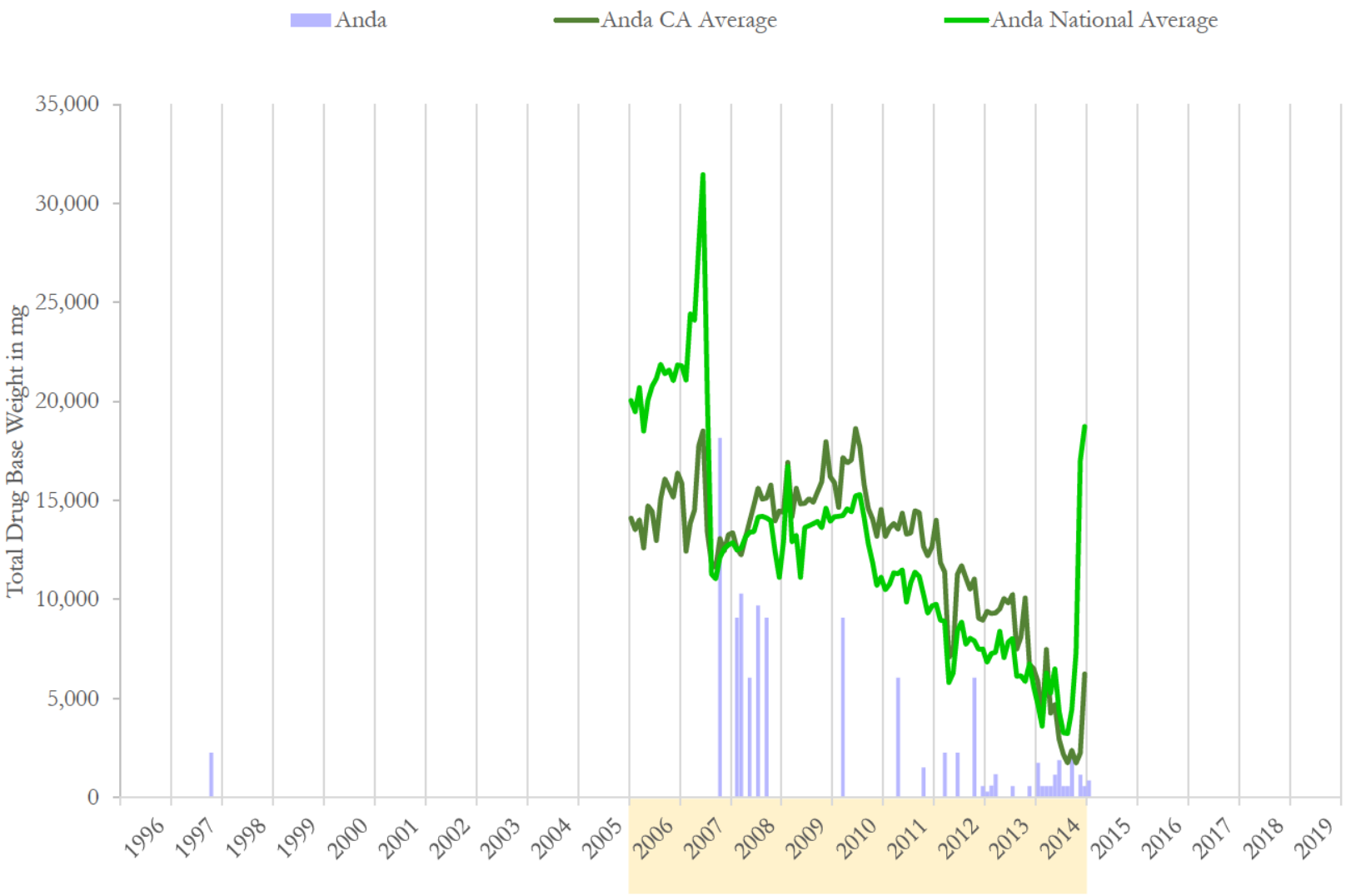

National and state averages reflect hydrocodone shipped from Anda, Inc to all active pharmacies each month.
Data source: ARCOS (2006-2014) and Defendant Distribution Data (Anda 12/1996 - 1/2015)

Greenhouse Pharmacy (10/1997 to 11/2017)
DEA: BG3150303
1516 Noriega Street
San Francisco, CA 94122

Anda, Inc Hydrocodone Shipments to Greenhouse Pharmacy

	Dosage Units		MME		Drug Base Weight in mg	
Date	Anda	% Change	Anda	% Change	Anda	% Change
01/1996	0		0		0	
02/1996	0	n/a	0	n/a	0	n/a
03/1996	0	n/a	0	n/a	0	n/a
04/1996	0	n/a	0	n/a	0	n/a
05/1996	0	n/a	0	n/a	0	n/a
06/1996	0	n/a	0	n/a	0	n/a
07/1996	0	n/a	0	n/a	0	n/a
08/1996	0	n/a	0	n/a	0	n/a
09/1996	0	n/a	0	n/a	0	n/a
10/1996	0	n/a	0	n/a	0	n/a
11/1996	0	n/a	0	n/a	0	n/a
12/1996	0	n/a	0	n/a	0	n/a
01/1997	0	n/a	0	n/a	0	n/a
02/1997	0	n/a	0	n/a	0	n/a
03/1997	0	n/a	0	n/a	0	n/a
04/1997	0	n/a	0	n/a	0	n/a
05/1997	0	n/a	0	n/a	0	n/a
06/1997	0	n/a	0	n/a	0	n/a
07/1997	0	n/a	0	n/a	0	n/a
08/1997	0	n/a	0	n/a	0	n/a
09/1997	0	n/a	0	n/a	0	n/a
10/1997	500	n/a	2,270	n/a	2,270	n/a
11/1997	0	-100.0%	0	-100.0%	0	-100.0%
12/1997	0	n/a	0	n/a	0	n/a

Data source: ARCOS (2006-2014) and Defendant Distribution Data (Anda 12/1996 - 1/2015)

Greenhouse Pharmacy (10/1997 to 11/2017)
DEA: BG3150303
1516 Noriega Street
San Francisco, CA 94122

Anda, Inc Hydrocodone Shipments to Greenhouse Pharmacy

	Dosage Units		MME		Drug Base Weight in mg	
Date	Anda	% Change	Anda	% Change	Anda	% Change
01/2006	0	n/a	0	n/a	0	n/a
02/2006	0	n/a	0	n/a	0	n/a
03/2006	0	n/a	0	n/a	0	n/a
04/2006	0	n/a	0	n/a	0	n/a
05/2006	0	n/a	0	n/a	0	n/a
06/2006	0	n/a	0	n/a	0	n/a
07/2006	0	n/a	0	n/a	0	n/a
08/2006	0	n/a	0	n/a	0	n/a
09/2006	0	n/a	0	n/a	0	n/a
10/2006	0	n/a	0	n/a	0	n/a
11/2006	0	n/a	0	n/a	0	n/a
12/2006	0	n/a	0	n/a	0	n/a
01/2007	0	n/a	0	n/a	0	n/a
02/2007	0	n/a	0	n/a	0	n/a
03/2007	0	n/a	0	n/a	0	n/a
04/2007	0	n/a	0	n/a	0	n/a
05/2007	0	n/a	0	n/a	0	n/a
06/2007	0	n/a	0	n/a	0	n/a
07/2007	0	n/a	0	n/a	0	n/a
08/2007	0	n/a	0	n/a	0	n/a
09/2007	0	n/a	0	n/a	0	n/a
10/2007	3,000	n/a	18,162	n/a	18,162	n/a
11/2007	0	-100.0%	0	-100.0%	0	-100.0%
12/2007	0	n/a	0	n/a	0	n/a

Data source: ARCOS (2006-2014) and Defendant Distribution Data (Anda 12/1996 - 1/2015)

Greenhouse Pharmacy (10/1997 to 11/2017)
DEA: BG3150303
1516 Noriega Street
San Francisco, CA 94122

Anda, Inc Hydrocodone Shipments to Greenhouse Pharmacy

	Dosage Units		MME		Drug Base Weight in mg	
Date	Anda	% Change	Anda	% Change	Anda	% Change
01/2008	0	n/a	0	n/a	0	n/a
02/2008	1,500	n/a	9,081	n/a	9,081	n/a
03/2008	1,700	13.3%	10,292	13.3%	10,292	13.3%
04/2008	0	-100.0%	0	-100.0%	0	-100.0%
05/2008	1,000	n/a	6,054	n/a	6,054	n/a
06/2008	0	-100.0%	0	-100.0%	0	-100.0%
07/2008	1,600	n/a	9,686	n/a	9,686	n/a
08/2008	0	-100.0%	0	-100.0%	0	-100.0%
09/2008	1,500	n/a	9,081	n/a	9,081	n/a
10/2008	0	-100.0%	0	-100.0%	0	-100.0%
11/2008	0	n/a	0	n/a	0	n/a
12/2008	0	n/a	0	n/a	0	n/a
01/2009	0	n/a	0	n/a	0	n/a
02/2009	0	n/a	0	n/a	0	n/a
03/2009	0	n/a	0	n/a	0	n/a
04/2009	0	n/a	0	n/a	0	n/a
05/2009	0	n/a	0	n/a	0	n/a
06/2009	0	n/a	0	n/a	0	n/a
07/2009	0	n/a	0	n/a	0	n/a
08/2009	0	n/a	0	n/a	0	n/a
09/2009	0	n/a	0	n/a	0	n/a
10/2009	0	n/a	0	n/a	0	n/a
11/2009	0	n/a	0	n/a	0	n/a
12/2009	0	n/a	0	n/a	0	n/a

Data source: ARCOS (2006-2014) and Defendant Distribution Data (Anda 12/1996 - 1/2015)

Greenhouse Pharmacy (10/1997 to 11/2017)
DEA: BG3150303
1516 Noriega Street
San Francisco, CA 94122

Anda, Inc Hydrocodone Shipments to Greenhouse Pharmacy

	Dosage Units		MME		Drug Base Weight in mg	
Date	Anda	% Change	Anda	% Change	Anda	% Change
01/2010	0	n/a	0	n/a	0	n/a
02/2010	0	n/a	0	n/a	0	n/a
03/2010	1,500	n/a	9,081	n/a	9,081	n/a
04/2010	0	-100.0%	0	-100.0%	0	-100.0%
05/2010	0	n/a	0	n/a	0	n/a
06/2010	0	n/a	0	n/a	0	n/a
07/2010	0	n/a	0	n/a	0	n/a
08/2010	0	n/a	0	n/a	0	n/a
09/2010	0	n/a	0	n/a	0	n/a
10/2010	0	n/a	0	n/a	0	n/a
11/2010	0	n/a	0	n/a	0	n/a
12/2010	0	n/a	0	n/a	0	n/a
01/2011	0	n/a	0	n/a	0	n/a
02/2011	0	n/a	0	n/a	0	n/a
03/2011	0	n/a	0	n/a	0	n/a
04/2011	1,000	n/a	6,054	n/a	6,054	n/a
05/2011	0	-100.0%	0	-100.0%	0	-100.0%
06/2011	0	n/a	0	n/a	0	n/a
07/2011	0	n/a	0	n/a	0	n/a
08/2011	0	n/a	0	n/a	0	n/a
09/2011	0	n/a	0	n/a	0	n/a
10/2011	500	n/a	1,514	n/a	1,514	n/a
11/2011	0	-100.0%	0	-100.0%	0	-100.0%
12/2011	0	n/a	0	n/a	0	n/a

Data source: ARCOS (2006-2014) and Defendant Distribution Data (Anda 12/1996 - 1/2015)

Greenhouse Pharmacy (10/1997 to 11/2017)
DEA: BG3150303
1516 Noriega Street
San Francisco, CA 94122

Anda, Inc Hydrocodone Shipments to Greenhouse Pharmacy

	Dosage Units		MME		Drug Base Weight in mg	
Date	Anda	% Change	Anda	% Change	Anda	% Change
01/2012	0	n/a	0	n/a	0	n/a
02/2012	0	n/a	0	n/a	0	n/a
03/2012	500	n/a	2,270	n/a	2,270	n/a
04/2012	0	-100.0%	0	-100.0%	0	-100.0%
05/2012	0	n/a	0	n/a	0	n/a
06/2012	500	n/a	2,270	n/a	2,270	n/a
07/2012	0	-100.0%	0	-100.0%	0	-100.0%
08/2012	0	n/a	0	n/a	0	n/a
09/2012	0	n/a	0	n/a	0	n/a
10/2012	1,000	n/a	6,054	n/a	6,054	n/a
11/2012	0	-100.0%	0	-100.0%	0	-100.0%
12/2012	0	n/a	573	n/a	573	n/a
01/2013	100	n/a	303	-47.2%	303	-47.2%
02/2013	200	100.0%	605	100.0%	605	100.0%
03/2013	200	0.0%	1,178	94.6%	1,178	94.6%
04/2013	0	-100.0%	0	-100.0%	0	-100.0%
05/2013	0	n/a	0	n/a	0	n/a
06/2013	0	n/a	0	n/a	0	n/a
07/2013	0	n/a	573	n/a	573	n/a
08/2013	0	n/a	0	-100.0%	0	-100.0%
09/2013	0	n/a	0	n/a	0	n/a
10/2013	0	n/a	0	n/a	0	n/a
11/2013	0	n/a	573	n/a	573	n/a
12/2013	0	n/a	0	-100.0%	0	-100.0%

Data source: ARCOS (2006-2014) and Defendant Distribution Data (Anda 12/1996 - 1/2015)

Greenhouse Pharmacy (10/1997 to 11/2017)
DEA: BG3150303
1516 Noriega Street
San Francisco, CA 94122

Anda, Inc Hydrocodone Shipments to Greenhouse Pharmacy

	Dosage Units		MME		Drug Base Weight in mg	
Date	Anda	% Change	Anda	% Change	Anda	% Change
01/2014	540	n/a	1,756	n/a	1,756	n/a
02/2014	0	-100.0%	573	-67.4%	573	-67.4%
03/2014	0	n/a	573	0.0%	573	0.0%
04/2014	0	n/a	573	0.0%	573	0.0%
05/2014	0	n/a	1,146	100.0%	1,146	100.0%
06/2014	530	n/a	1,891	65.0%	1,891	65.0%
07/2014	0	-100.0%	573	-69.7%	573	-69.7%
08/2014	0	n/a	573	0.0%	573	0.0%
09/2014	400	n/a	2,357	311.3%	2,357	311.3%
10/2014	0	-100.0%	0	-100.0%	0	-100.0%
11/2014	0	n/a	1,146	n/a	1,146	n/a
12/2014	0	n/a	573	-50.0%	573	-50.0%
01/2015	0	n/a	859	50.0%	859	50.0%
02/2015	0	n/a	0	-100.0%	0	-100.0%
03/2015	0	n/a	0	n/a	0	n/a
04/2015	0	n/a	0	n/a	0	n/a
05/2015	0	n/a	0	n/a	0	n/a
06/2015	0	n/a	0	n/a	0	n/a
07/2015	0	n/a	0	n/a	0	n/a
08/2015	0	n/a	0	n/a	0	n/a
09/2015	0	n/a	0	n/a	0	n/a
10/2015	0	n/a	0	n/a	0	n/a
11/2015	0	n/a	0	n/a	0	n/a
12/2015	0	n/a	0	n/a	0	n/a

Data source: ARCOS (2006-2014) and Defendant Distribution Data (Anda 12/1996 - 1/2015)

Greenhouse Pharmacy (10/1997 to 11/2017)
DEA: BG3150303
1516 Noriega Street
San Francisco, CA 94122

Anda, Inc Hydrocodone Shipments to Greenhouse Pharmacy

	Dosage Units		MME		Drug Base Weight in mg	
Date	**Anda**	**% Change**	**Anda**	**% Change**	**Anda**	**% Change**
1996	0		0		0	
1997	500	n/a	2,270	n/a	2,270	n/a
1998	0	-100.0%	0	-100.0%	0	-100.0%
1999	0	n/a	0	n/a	0	n/a
2000	0	n/a	0	n/a	0	n/a
2001	0	n/a	0	n/a	0	n/a
2002	0	n/a	0	n/a	0	n/a
2003	0	n/a	0	n/a	0	n/a
2004	0	n/a	0	n/a	0	n/a
2005	0	n/a	0	n/a	0	n/a
2006	0	n/a	0	n/a	0	n/a
2007	3,000	n/a	18,162	n/a	18,162	n/a
2008	7,300	143.3%	44,194	143.3%	44,194	143.3%
2009	0	-100.0%	0	-100.0%	0	-100.0%
2010	1,500	n/a	9,081	n/a	9,081	n/a
2011	1,500	0.0%	7,568	-16.7%	7,568	-16.7%
2012	2,000	33.3%	11,167	47.6%	11,167	47.6%
2013	500	-75.0%	3,232	-71.1%	3,232	-71.1%
2014	1,470	194.0%	11,732	263.0%	11,732	263.0%
2015	0	-100.0%	859	-92.7%	859	-92.7%
2016	0	n/a	0	-100.0%	0	-100.0%
2017	0	n/a	0	n/a	0	n/a
2018	0	n/a	0	n/a	0	n/a
2019	0	n/a	0	n/a	0	n/a
Total	**17,770**		**108,266**		**108,266**	

Data source: ARCOS (2006-2014) and Defendant Distribution Data (Anda 12/1996 - 1/2015)

Greenhouse Pharmacy (10/1997 to 11/2017)
DEA: BG3150303
1516 Noriega Street
San Francisco, CA 94122

Anda, Inc Hydrocodone Shipments to Greenhouse Pharmacy, by Strength

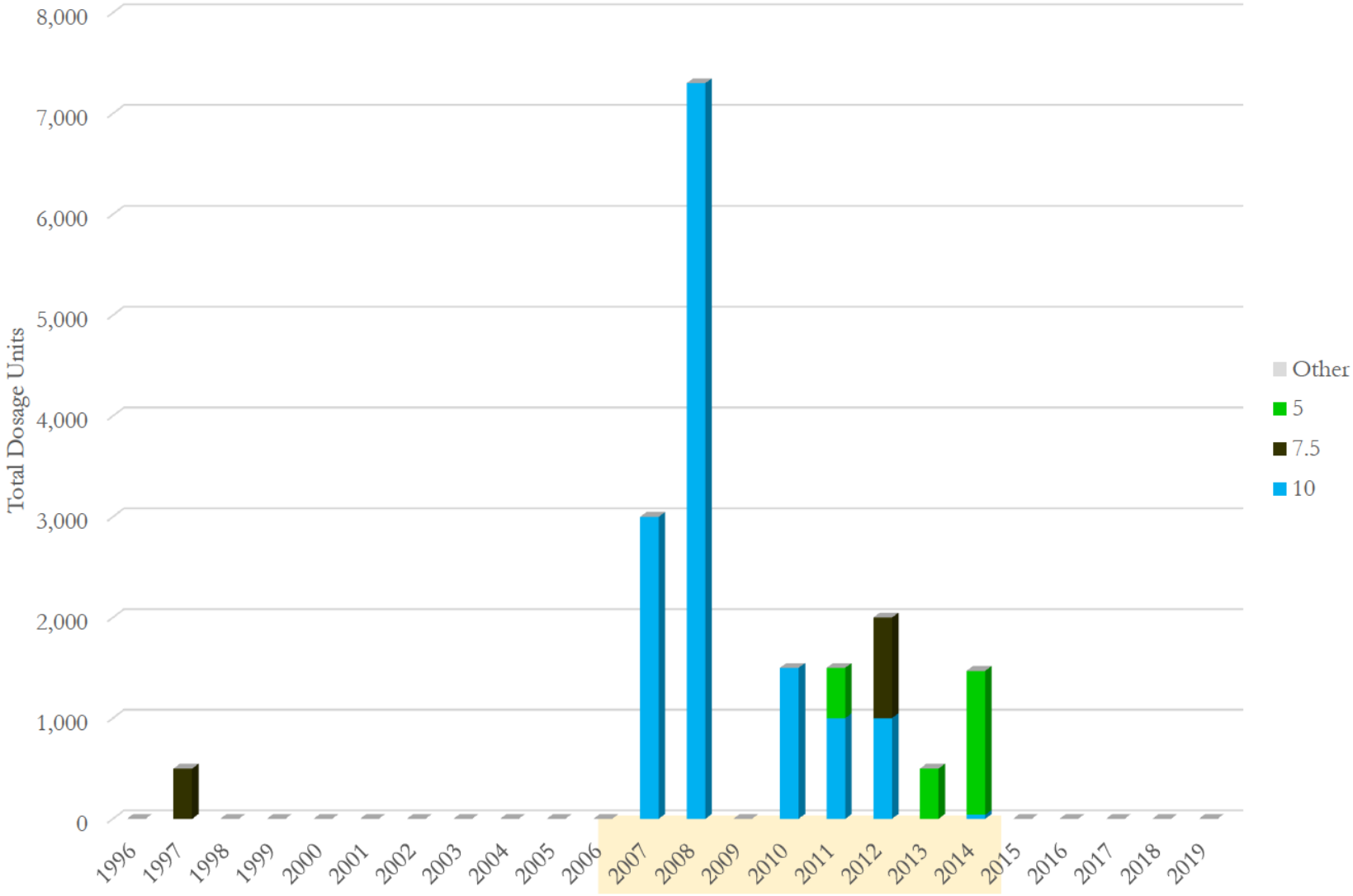

Data source: ARCOS (2006-2014) and Defendant Distribution Data (Anda 12/1996 - 1/2015)

Greenhouse Pharmacy (10/1997 to 11/2017)
DEA: BG3150303
1516 Noriega Street
San Francisco, CA 94122

Anda, Inc Hydrocodone Shipments to Greenhouse Pharmacy, by Strength

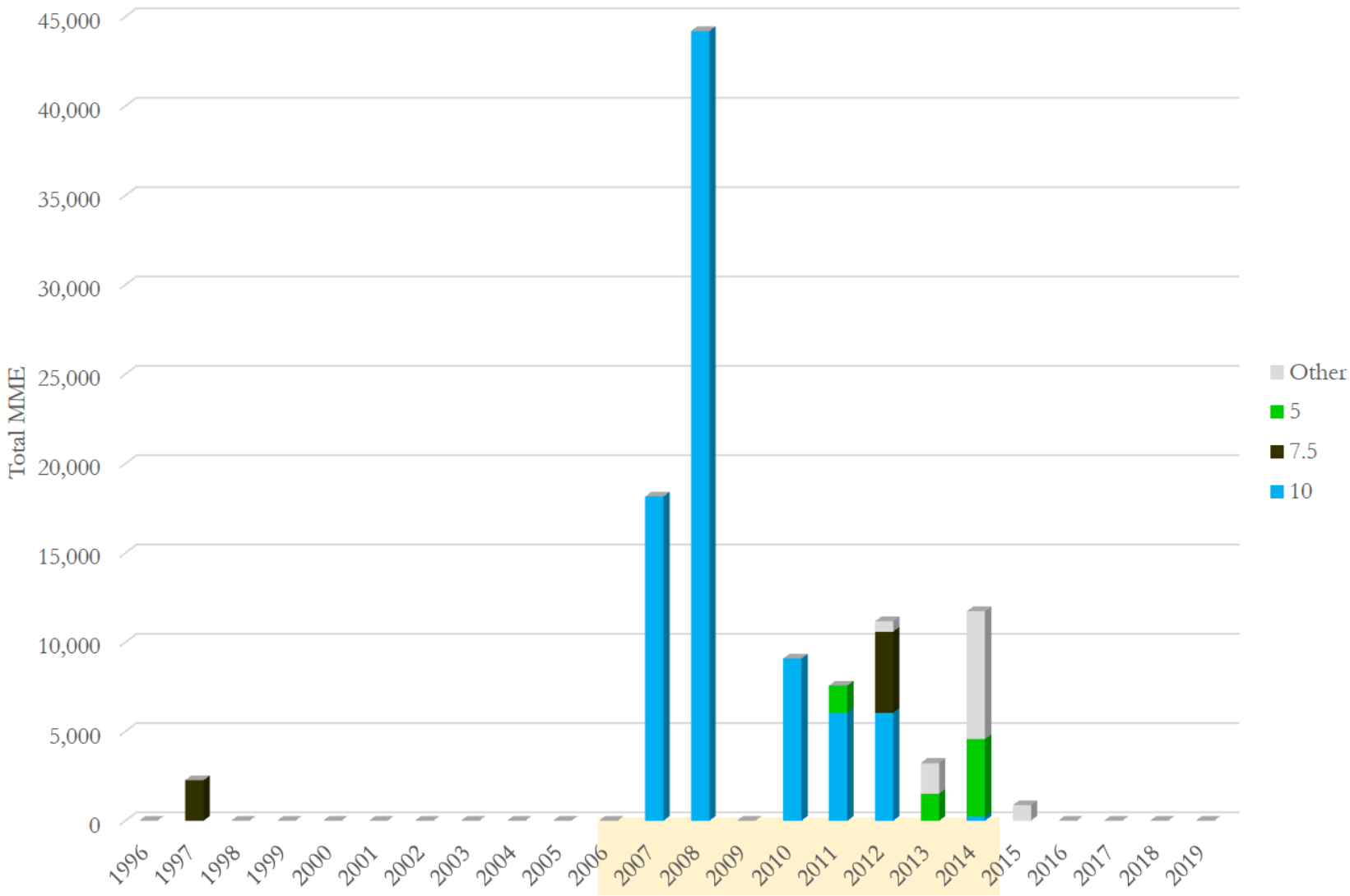

Data source: ARCOS (2006-2014) and Defendant Distribution Data (Anda 12/1996 - 1/2015)

Greenhouse Pharmacy (10/1997 to 11/2017)
DEA: BG3150303
1516 Noriega Street
San Francisco, CA 94122

Anda, Inc Hydrocodone Shipments to Greenhouse Pharmacy, by Strength

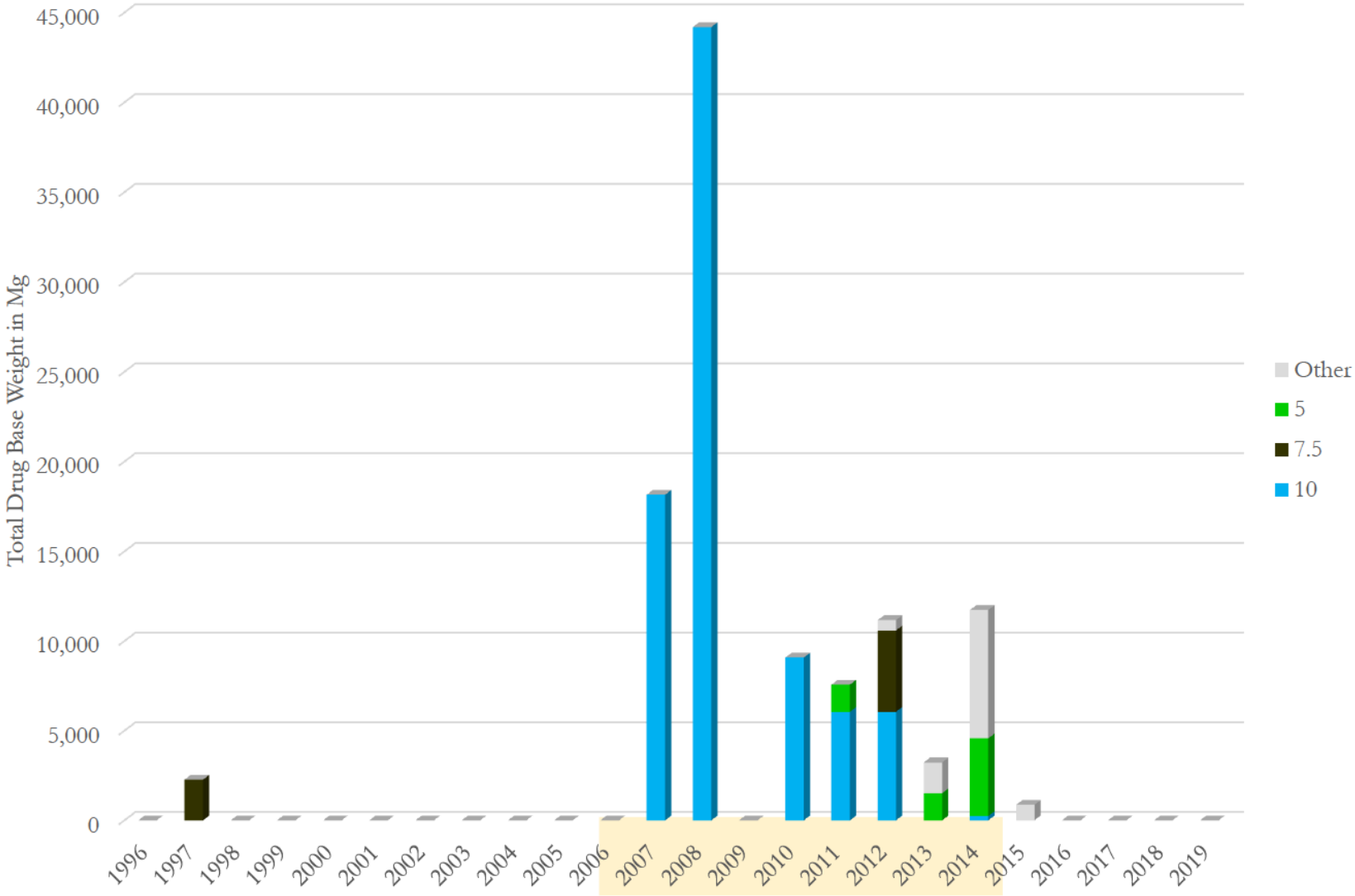

Data source: ARCOS (2006-2014) and Defendant Distribution Data (Anda 12/1996 - 1/2015)

Anda, Inc Hydrocodone Shipments to Greenhouse Pharmacy, by Strength
(Total Dosage Units)

Strength Year\	10	7.5	5	Other	Total	Avg. Str
1996	0	0	0	0	**0**	
1997	0	500	0	0	**500**	7.50
1998	0	0	0	0	**0**	
1999	0	0	0	0	**0**	
2000	0	0	0	0	**0**	
2001	0	0	0	0	**0**	
2002	0	0	0	0	**0**	
2003	0	0	0	0	**0**	
2004	0	0	0	0	**0**	
2005	0	0	0	0	**0**	
2006	0	0	0	0	**0**	
2007	3,000	0	0	0	**3,000**	10.00
2008	7,300	0	0	0	**7,300**	10.00
2009	0	0	0	0	**0**	
2010	1,500	0	0	0	**1,500**	10.00
2011	1,000	0	500	0	**1,500**	8.33
2012	1,000	1,000	0	0	**2,000**	8.75
2013	0	0	500	0	**500**	5.00
2014	40	0	1,430	0	**1,470**	5.14
2015	0	0	0	0	**0**	
2016	0	0	0	0	**0**	
2017	0	0	0	0	**0**	
2018	0	0	0	0	**0**	
2019	0	0	0	0	**0**	
Total	**13,840**	**1,500**	**2,430**	**0**	**17,770**	9.11

Data source: ARCOS (2006-2014) and Defendant Distribution Data (Anda 12/1996 - 1/2015)

Greenhouse Pharmacy (10/1997 to 11/2017)
DEA: BG3150303
1516 Noriega Street
San Francisco, CA 94122

Anda, Inc Hydrocodone Shipments to Greenhouse Pharmacy, by Strength (Total MME)

Strength Year\	10	7.5	5	Other	Total	Avg. Str
1996	0	0	0	0	**0**	
1997	0	2,270	0	0	**2,270**	7.50
1998	0	0	0	0	**0**	
1999	0	0	0	0	**0**	
2000	0	0	0	0	**0**	
2001	0	0	0	0	**0**	
2002	0	0	0	0	**0**	
2003	0	0	0	0	**0**	
2004	0	0	0	0	**0**	
2005	0	0	0	0	**0**	
2006	0	0	0	0	**0**	
2007	18,162	0	0	0	**18,162**	10.00
2008	44,194	0	0	0	**44,194**	10.00
2009	0	0	0	0	**0**	
2010	9,081	0	0	0	**9,081**	10.00
2011	6,054	0	1,514	0	**7,568**	8.33
2012	6,054	4,541	0	573	**11,167**	8.75
2013	0	0	1,514	1,718	**3,232**	5.00
2014	242	0	4,329	7,162	**11,732**	5.14
2015	0	0	0	859	**859**	
2016	0	0	0	0	**0**	
2017	0	0	0	0	**0**	
2018	0	0	0	0	**0**	
2019	0	0	0	0	**0**	
Total	**83,787**	**6,811**	**7,356**	**10,312**	**108,266**	9.11

Data source: ARCOS (2006-2014) and Defendant Distribution Data (Anda 12/1996 - 1/2015)

Anda, Inc Hydrocodone Shipments to Greenhouse Pharmacy, by Strength
(Total Drug Base Weight in Milligram)

Strength Year\	10	7.5	5	Other	Total	Avg. Str
1996	0	0	0	0	**0**	
1997	0	2,270	0	0	**2,270**	7.50
1998	0	0	0	0	**0**	
1999	0	0	0	0	**0**	
2000	0	0	0	0	**0**	
2001	0	0	0	0	**0**	
2002	0	0	0	0	**0**	
2003	0	0	0	0	**0**	
2004	0	0	0	0	**0**	
2005	0	0	0	0	**0**	
2006	0	0	0	0	**0**	
2007	18,162	0	0	0	**18,162**	10.00
2008	44,194	0	0	0	**44,194**	10.00
2009	0	0	0	0	**0**	
2010	9,081	0	0	0	**9,081**	10.00
2011	6,054	0	1,514	0	**7,568**	8.33
2012	6,054	4,541	0	573	**11,167**	8.75
2013	0	0	1,514	1,718	**3,232**	5.00
2014	242	0	4,329	7,162	**11,732**	5.14
2015	0	0	0	859	**859**	
2016	0	0	0	0	**0**	
2017	0	0	0	0	**0**	
2018	0	0	0	0	**0**	
2019	0	0	0	0	**0**	
Total	**83,787**	**6,811**	**7,356**	**10,312**	**108,266**	9.11

Data source: ARCOS (2006-2014) and Defendant Distribution Data (Anda 12/1996 - 1/2015)

Charlies Drugs Charlie's Pharmacy (2/2004 to 12/2018)
DEA: BC1090860
1101 Fillmore Street
San Francisco, CA 94115

Anda, Inc Oxycodone Shipments to Charlies Drugs Charlie's Pharmacy

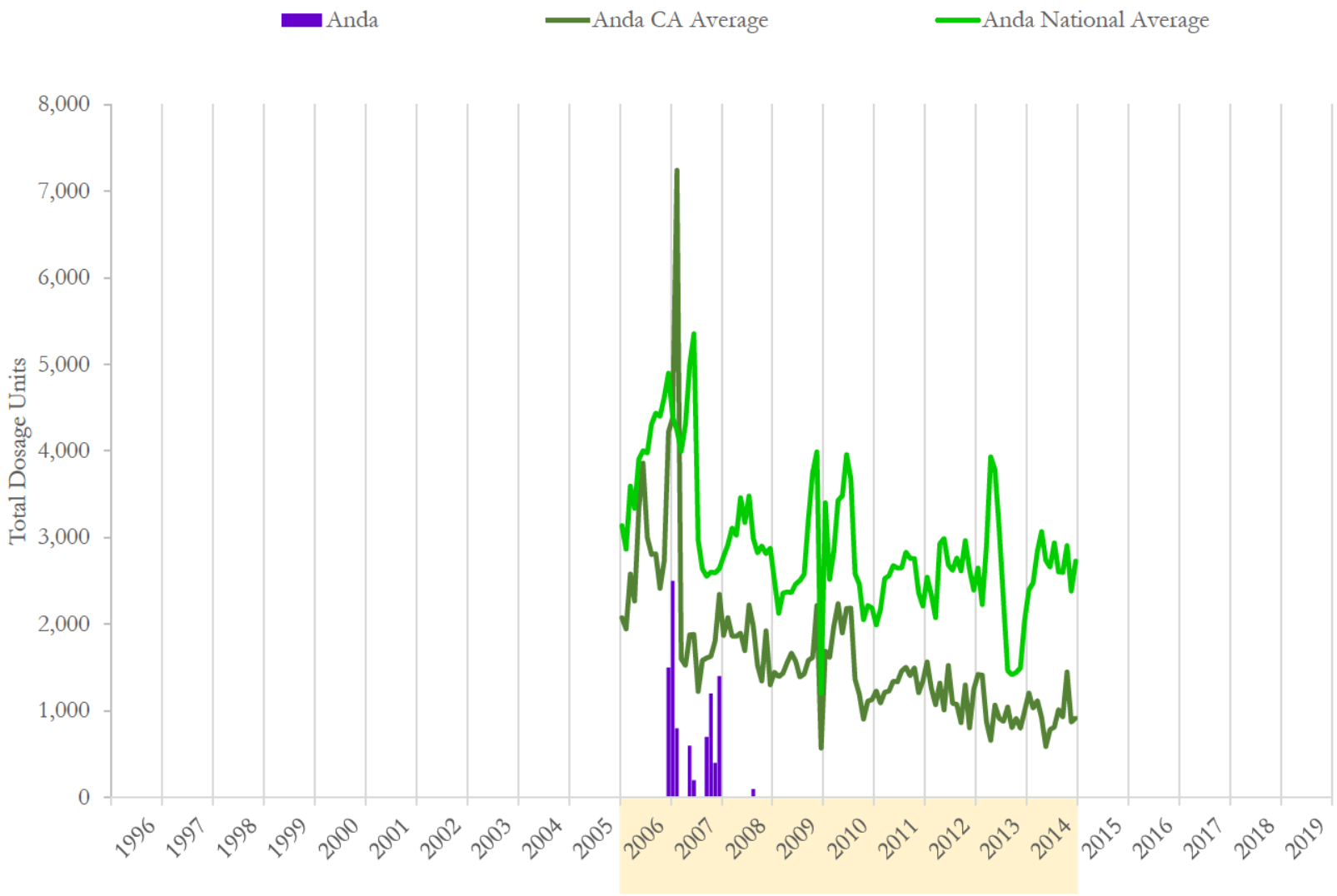

National and state averages reflect oxycodone shipped from Anda, Inc to all active pharmacies each month.
Data source: ARCOS (2006-2014) and Defendant Distribution Data (Anda 12/1996 - 1/2015)

Charlies Drugs Charlie's Pharmacy (2/2004 to 12/2018)
DEA: BC1090860
1101 Fillmore Street
San Francisco, CA 94115

Anda, Inc Oxycodone Shipments to Charlies Drugs Charlie's Pharmacy

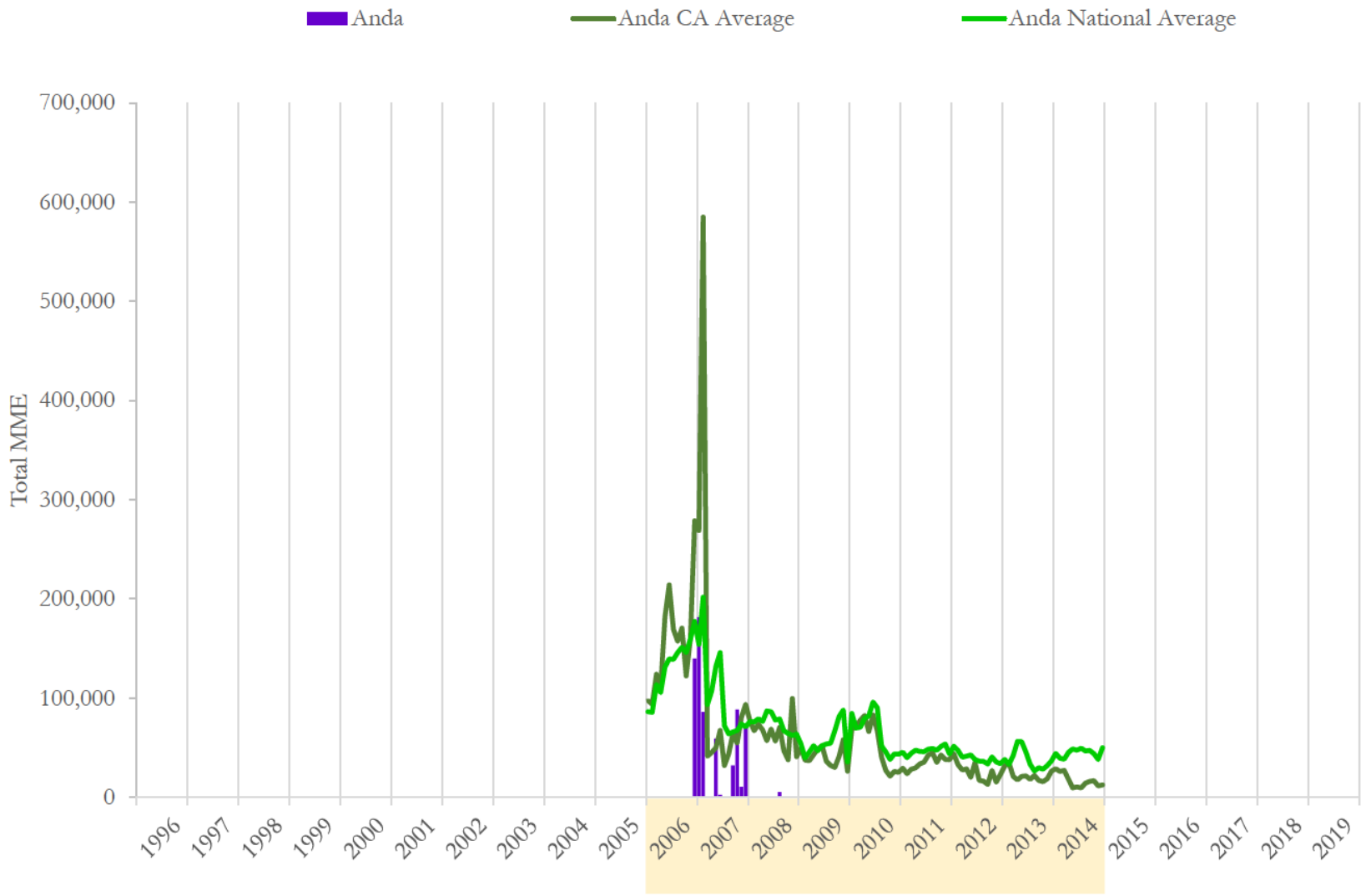

National and state averages reflect oxycodone shipped from Anda, Inc to all active pharmacies each month.
Data source: ARCOS (2006-2014) and Defendant Distribution Data (Anda 12/1996 - 1/2015)

Charlies Drugs Charlie's Pharmacy (2/2004 to 12/2018)
DEA: BC1090860
1101 Fillmore Street
San Francisco, CA 94115

Anda, Inc Oxycodone Shipments to Charlies Drugs Charlie's Pharmacy

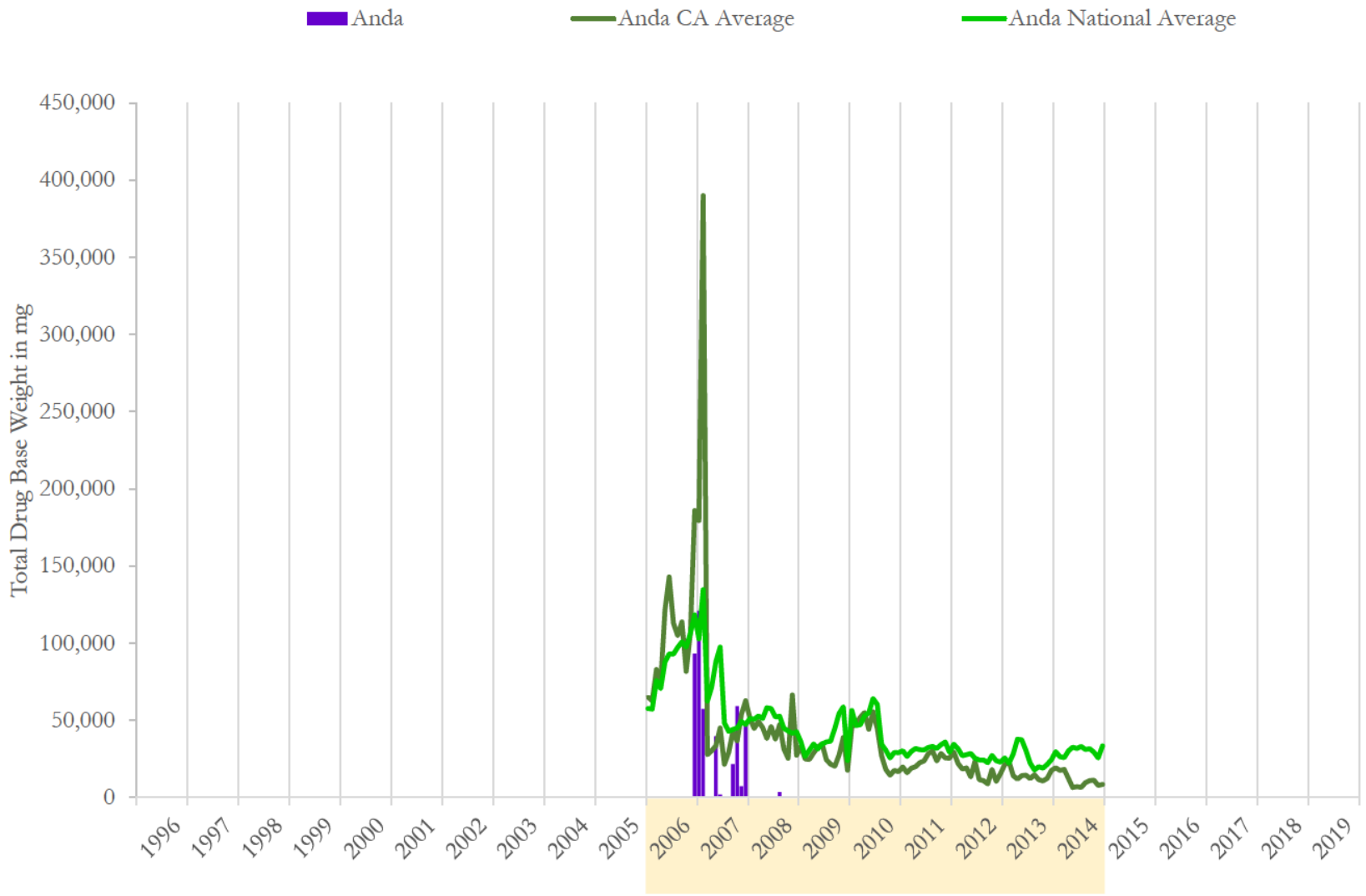

National and state averages reflect oxycodone shipped from Anda, Inc to all active pharmacies each month.
Data source: ARCOS (2006-2014) and Defendant Distribution Data (Anda 12/1996 - 1/2015)

Charlies Drugs Charlie's Pharmacy (2/2004 to 12/2018)
DEA: BC1090860
1101 Fillmore Street
San Francisco, CA 94115

Anda, Inc Oxycodone Shipments to Charlies Drugs Charlie's Pharmacy

	Dosage Units		MME		Drug Base Weight in mg	
Date	Anda	% Change	Anda	% Change	Anda	% Change
01/2006	0	n/a	0	n/a	0	n/a
02/2006	0	n/a	0	n/a	0	n/a
03/2006	0	n/a	0	n/a	0	n/a
04/2006	0	n/a	0	n/a	0	n/a
05/2006	0	n/a	0	n/a	0	n/a
06/2006	0	n/a	0	n/a	0	n/a
07/2006	0	n/a	0	n/a	0	n/a
08/2006	0	n/a	0	n/a	0	n/a
09/2006	0	n/a	0	n/a	0	n/a
10/2006	0	n/a	0	n/a	0	n/a
11/2006	0	n/a	0	n/a	0	n/a
12/2006	1,500	n/a	139,854	n/a	93,236	n/a
01/2007	2,500	66.7%	181,541	29.8%	121,028	29.8%
02/2007	800	-68.0%	86,064	-52.6%	57,376	-52.6%
03/2007	0	-100.0%	0	-100.0%	0	-100.0%
04/2007	0	n/a	0	n/a	0	n/a
05/2007	600	n/a	59,169	n/a	39,446	n/a
06/2007	200	-66.7%	2,690	-95.5%	1,793	-95.5%
07/2007	0	-100.0%	0	-100.0%	0	-100.0%
08/2007	0	n/a	0	n/a	0	n/a
09/2007	700	n/a	32,274	n/a	21,516	n/a
10/2007	1,200	71.4%	88,754	175.0%	59,169	175.0%
11/2007	400	-66.7%	10,758	-87.9%	7,172	-87.9%
12/2007	1,400	250.0%	73,961	587.5%	49,308	587.5%

Data source: ARCOS (2006-2014) and Defendant Distribution Data (Anda 12/1996 - 1/2015)

Charlies Drugs Charlie's Pharmacy (2/2004 to 12/2018)
DEA: BC1090860
1101 Fillmore Street
San Francisco, CA 94115

Anda, Inc Oxycodone Shipments to Charlies Drugs Charlie's Pharmacy

	Dosage Units		MME		Drug Base Weight in mg	
Date	Anda	% Change	Anda	% Change	Anda	% Change
01/2008	0	-100.0%	0	-100.0%	0	-100.0%
02/2008	0	n/a	0	n/a	0	n/a
03/2008	0	n/a	0	n/a	0	n/a
04/2008	0	n/a	0	n/a	0	n/a
05/2008	0	n/a	0	n/a	0	n/a
06/2008	0	n/a	0	n/a	0	n/a
07/2008	0	n/a	0	n/a	0	n/a
08/2008	100	n/a	5,379	n/a	3,586	n/a
09/2008	0	-100.0%	0	-100.0%	0	-100.0%
10/2008	0	n/a	0	n/a	0	n/a
11/2008	0	n/a	0	n/a	0	n/a
12/2008	0	n/a	0	n/a	0	n/a
01/2009	0	n/a	0	n/a	0	n/a
02/2009	0	n/a	0	n/a	0	n/a
03/2009	0	n/a	0	n/a	0	n/a
04/2009	0	n/a	0	n/a	0	n/a
05/2009	0	n/a	0	n/a	0	n/a
06/2009	0	n/a	0	n/a	0	n/a
07/2009	0	n/a	0	n/a	0	n/a
08/2009	0	n/a	0	n/a	0	n/a
09/2009	0	n/a	0	n/a	0	n/a
10/2009	0	n/a	0	n/a	0	n/a
11/2009	0	n/a	0	n/a	0	n/a
12/2009	0	n/a	0	n/a	0	n/a

Data source: ARCOS (2006-2014) and Defendant Distribution Data (Anda 12/1996 - 1/2015)

Charlies Drugs Charlie's Pharmacy (2/2004 to 12/2018)
DEA: BC1090860
1101 Fillmore Street
San Francisco, CA 94115

Anda, Inc Oxycodone Shipments to Charlies Drugs Charlie's Pharmacy

	Dosage Units		MME		Drug Base Weight in mg	
Date	**Anda**	**% Change**	**Anda**	**% Change**	**Anda**	**% Change**
1996	0		0		0	
1997	0	n/a	0	n/a	0	n/a
1998	0	n/a	0	n/a	0	n/a
1999	0	n/a	0	n/a	0	n/a
2000	0	n/a	0	n/a	0	n/a
2001	0	n/a	0	n/a	0	n/a
2002	0	n/a	0	n/a	0	n/a
2003	0	n/a	0	n/a	0	n/a
2004	0	n/a	0	n/a	0	n/a
2005	0	n/a	0	n/a	0	n/a
2006	1,500	n/a	139,854	n/a	93,236	n/a
2007	7,800	420.0%	535,211	282.7%	356,807	282.7%
2008	100	-98.7%	5,379	-99.0%	3,586	-99.0%
2009	0	-100.0%	0	-100.0%	0	-100.0%
2010	0	n/a	0	n/a	0	n/a
2011	0	n/a	0	n/a	0	n/a
2012	0	n/a	0	n/a	0	n/a
2013	0	n/a	0	n/a	0	n/a
2014	0	n/a	0	n/a	0	n/a
2015	0	n/a	0	n/a	0	n/a
2016	0	n/a	0	n/a	0	n/a
2017	0	n/a	0	n/a	0	n/a
2018	0	n/a	0	n/a	0	n/a
2019	0	n/a	0	n/a	0	n/a
Total	**9,400**		**680,444**		**453,629**	

Data source: ARCOS (2006-2014) and Defendant Distribution Data (Anda 12/1996 - 1/2015)

Charlies Drugs Charlie's Pharmacy (2/2004 to 12/2018)
DEA: BC1090860
1101 Fillmore Street
San Francisco, CA 94115

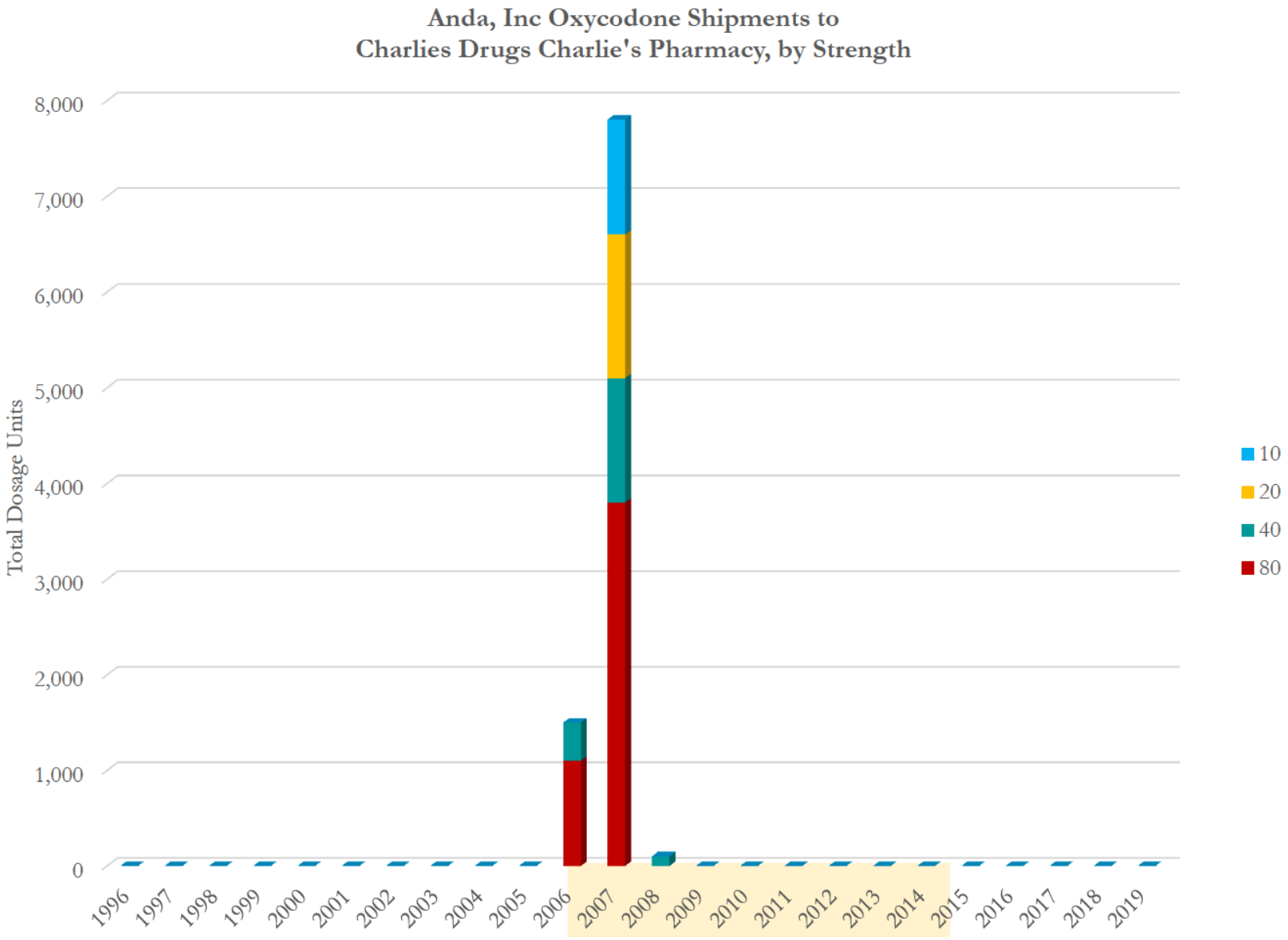

Data source: ARCOS (2006-2014) and Defendant Distribution Data (Anda 12/1996 - 1/2015)

Charlies Drugs Charlie's Pharmacy (2/2004 to 12/2018)
DEA: BC1090860
1101 Fillmore Street
San Francisco, CA 94115

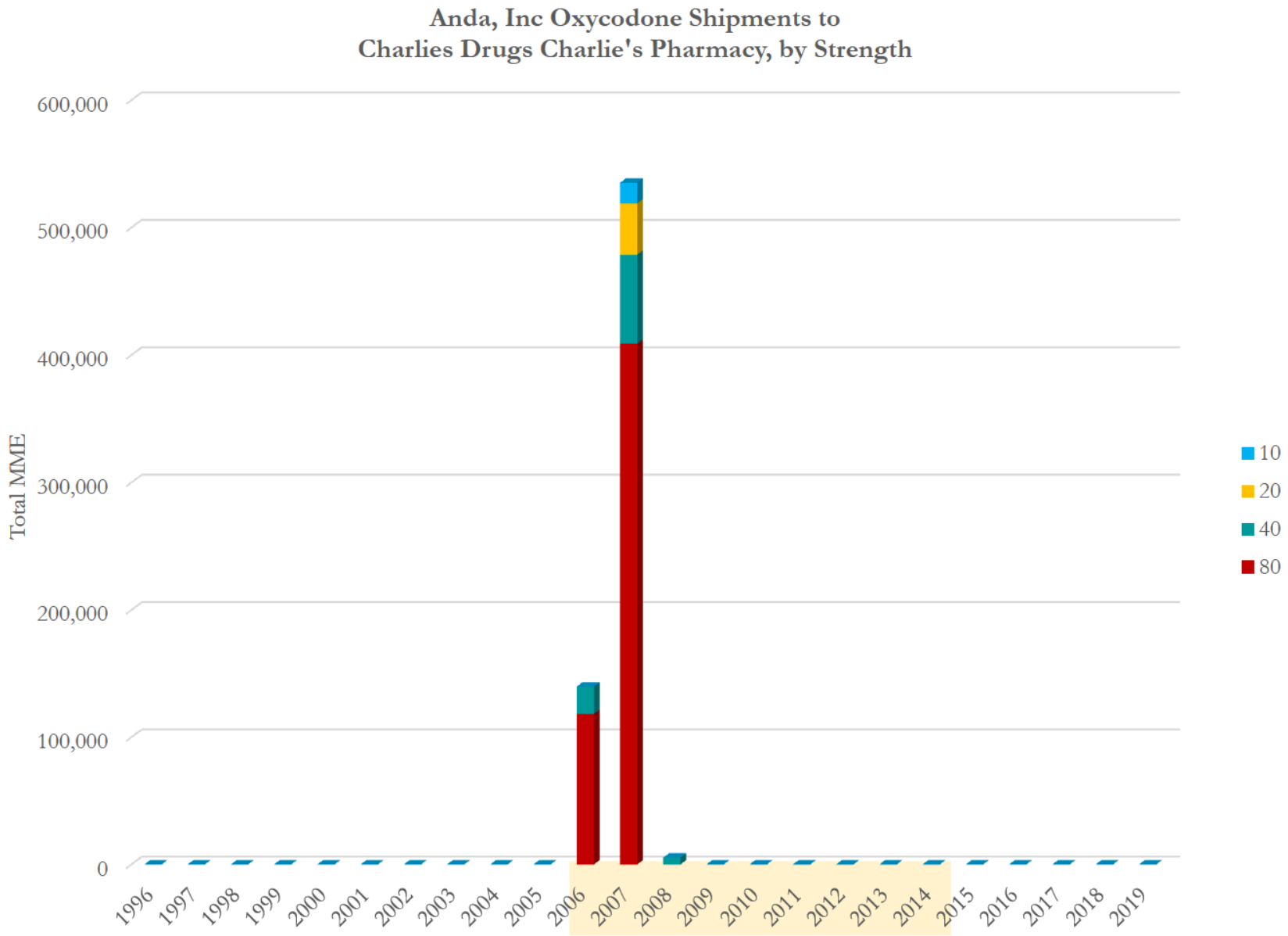

Data source: ARCOS (2006-2014) and Defendant Distribution Data (Anda 12/1996 - 1/2015)

Charlies Drugs Charlie's Pharmacy (2/2004 to 12/2018)
DEA: BC1090860
1101 Fillmore Street
San Francisco, CA 94115

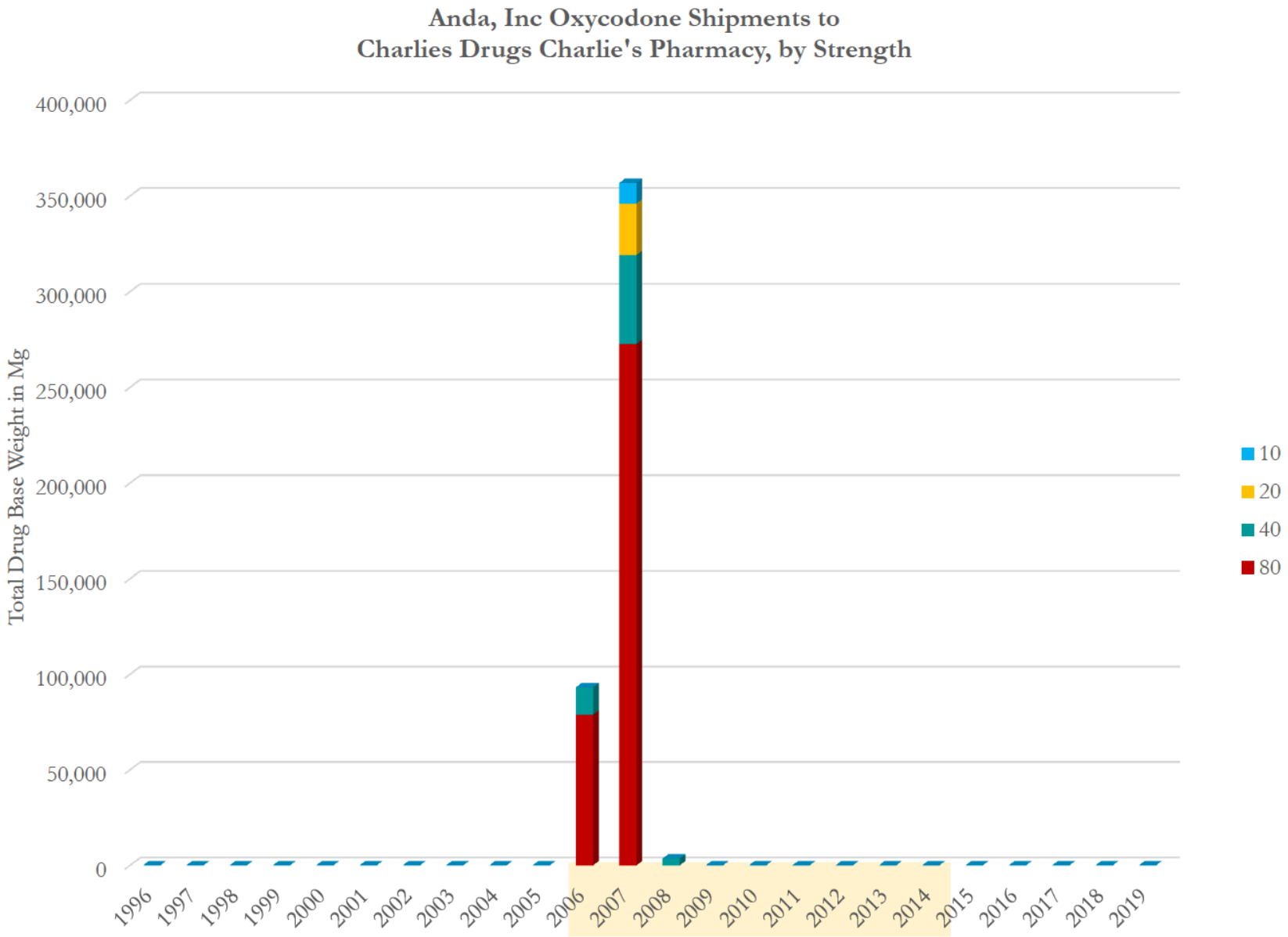

Data source: ARCOS (2006-2014) and Defendant Distribution Data (Anda 12/1996 - 1/2015)

Anda, Inc Oxycodone Shipments to Charlies Drugs Charlie's Pharmacy, by Strength
(Total Dosage Units)

Strength Year\	80	40	20	10	Total	Avg. Str
1996	0	0	0	0	**0**	
1997	0	0	0	0	**0**	
1998	0	0	0	0	**0**	
1999	0	0	0	0	**0**	
2000	0	0	0	0	**0**	
2001	0	0	0	0	**0**	
2002	0	0	0	0	**0**	
2003	0	0	0	0	**0**	
2004	0	0	0	0	**0**	
2005	0	0	0	0	**0**	
2006	1,100	400	0	0	**1,500**	69.33
2007	3,800	1,300	1,500	1,200	**7,800**	51.03
2008	0	100	0	0	**100**	40.00
2009	0	0	0	0	**0**	
2010	0	0	0	0	**0**	
2011	0	0	0	0	**0**	
2012	0	0	0	0	**0**	
2013	0	0	0	0	**0**	
2014	0	0	0	0	**0**	
2015	0	0	0	0	**0**	
2016	0	0	0	0	**0**	
2017	0	0	0	0	**0**	
2018	0	0	0	0	**0**	
2019	0	0	0	0	**0**	
Total	**4,900**	**1,800**	**1,500**	**1,200**	**9,400**	53.83

Data source: ARCOS (2006-2014) and Defendant Distribution Data (Anda 12/1996 - 1/2015)

Charlies Drugs Charlie's Pharmacy (2/2004 to 12/2018)
DEA: BC1090860
1101 Fillmore Street
San Francisco, CA 94115

Anda, Inc Oxycodone Shipments to Charlies Drugs Charlie's Pharmacy, by Strength
(Total MME)

Strength Year\	80	40	20	10	Total	Avg. Str
1996	0	0	0	0	**0**	
1997	0	0	0	0	**0**	
1998	0	0	0	0	**0**	
1999	0	0	0	0	**0**	
2000	0	0	0	0	**0**	
2001	0	0	0	0	**0**	
2002	0	0	0	0	**0**	
2003	0	0	0	0	**0**	
2004	0	0	0	0	**0**	
2005	0	0	0	0	**0**	
2006	118,338	21,516	0	0	**139,854**	69.33
2007	408,804	69,927	40,343	16,137	**535,211**	51.03
2008	0	5,379	0	0	**5,379**	40.00
2009	0	0	0	0	**0**	
2010	0	0	0	0	**0**	
2011	0	0	0	0	**0**	
2012	0	0	0	0	**0**	
2013	0	0	0	0	**0**	
2014	0	0	0	0	**0**	
2015	0	0	0	0	**0**	
2016	0	0	0	0	**0**	
2017	0	0	0	0	**0**	
2018	0	0	0	0	**0**	
2019	0	0	0	0	**0**	
Total	**527,142**	**96,822**	**40,343**	**16,137**	**680,444**	53.83

Data source: ARCOS (2006-2014) and Defendant Distribution Data (Anda 12/1996 - 1/2015)

Charlies Drugs Charlie's Pharmacy (2/2004 to 12/2018)
DEA: BC1090860
1101 Fillmore Street
San Francisco, CA 94115

Anda, Inc Oxycodone Shipments to Charlies Drugs Charlie's Pharmacy, by Strength
(Total Drug Base Weight in Milligram)

Strength Year\	80	40	20	10	Total	Avg. Str
1996	0	0	0	0	**0**	
1997	0	0	0	0	**0**	
1998	0	0	0	0	**0**	
1999	0	0	0	0	**0**	
2000	0	0	0	0	**0**	
2001	0	0	0	0	**0**	
2002	0	0	0	0	**0**	
2003	0	0	0	0	**0**	
2004	0	0	0	0	**0**	
2005	0	0	0	0	**0**	
2006	78,892	14,344	0	0	**93,236**	69.33
2007	272,536	46,618	26,895	10,758	**356,807**	51.03
2008	0	3,586	0	0	**3,586**	40.00
2009	0	0	0	0	**0**	
2010	0	0	0	0	**0**	
2011	0	0	0	0	**0**	
2012	0	0	0	0	**0**	
2013	0	0	0	0	**0**	
2014	0	0	0	0	**0**	
2015	0	0	0	0	**0**	
2016	0	0	0	0	**0**	
2017	0	0	0	0	**0**	
2018	0	0	0	0	**0**	
2019	0	0	0	0	**0**	
Total	**351,428**	**64,548**	**26,895**	**10,758**	**453,629**	53.83

Data source: ARCOS (2006-2014) and Defendant Distribution Data (Anda 12/1996 - 1/2015)

Charlies Drugs Charlie's Pharmacy (2/2004 to 12/2018)
DEA: BC1090860
1101 Fillmore Street
San Francisco, CA 94115

Anda, Inc Hydrocodone Shipments to Charlies Drugs Charlie's Pharmacy

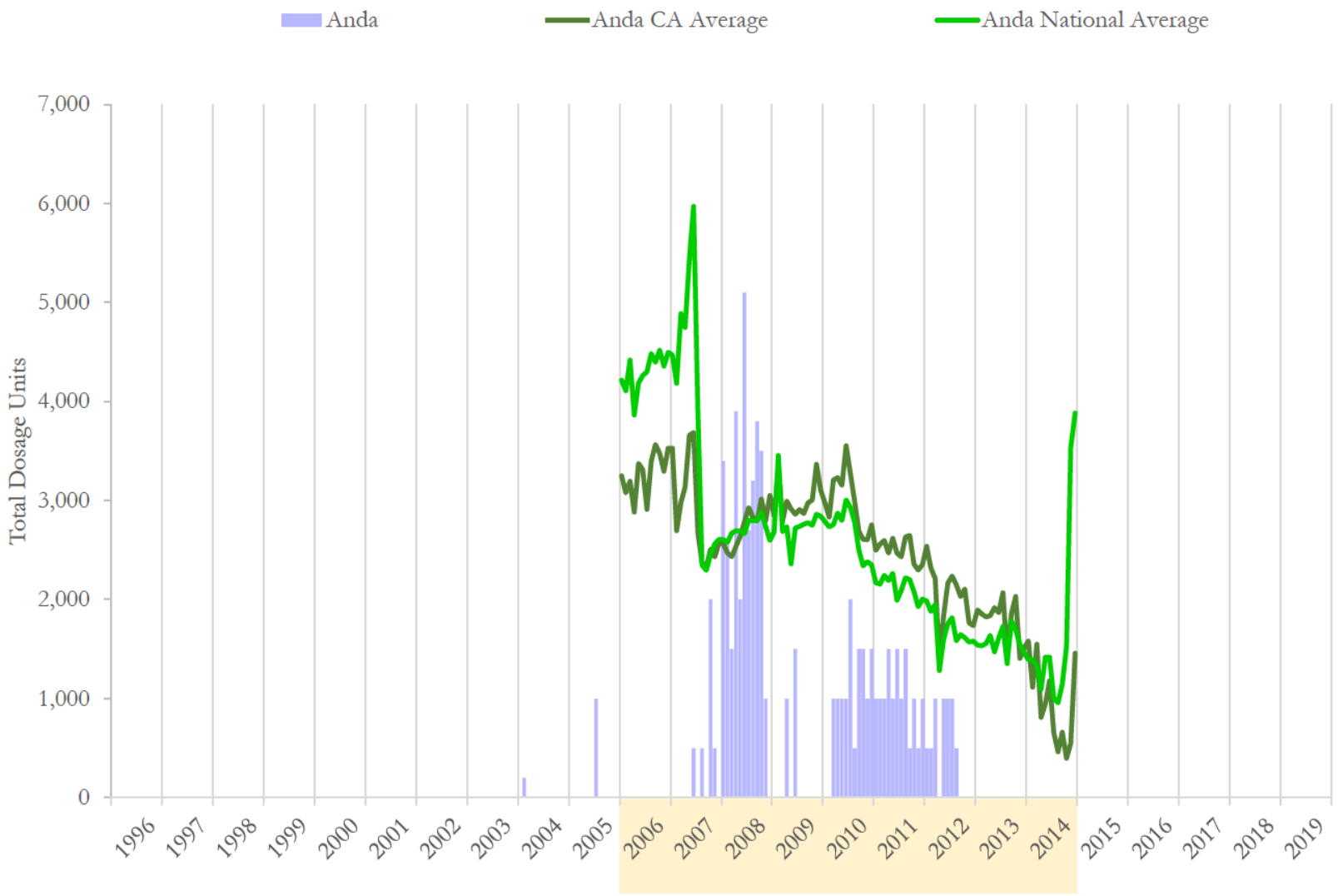

National and state averages reflect hydrocodone shipped from Anda, Inc to all active pharmacies each month.
Data source: ARCOS (2006-2014) and Defendant Distribution Data (Anda 12/1996 - 1/2015)

Charlies Drugs Charlie's Pharmacy (2/2004 to 12/2018)
DEA: BC1090860
1101 Fillmore Street
San Francisco, CA 94115

Anda, Inc Hydrocodone Shipments to Charlies Drugs Charlie's Pharmacy

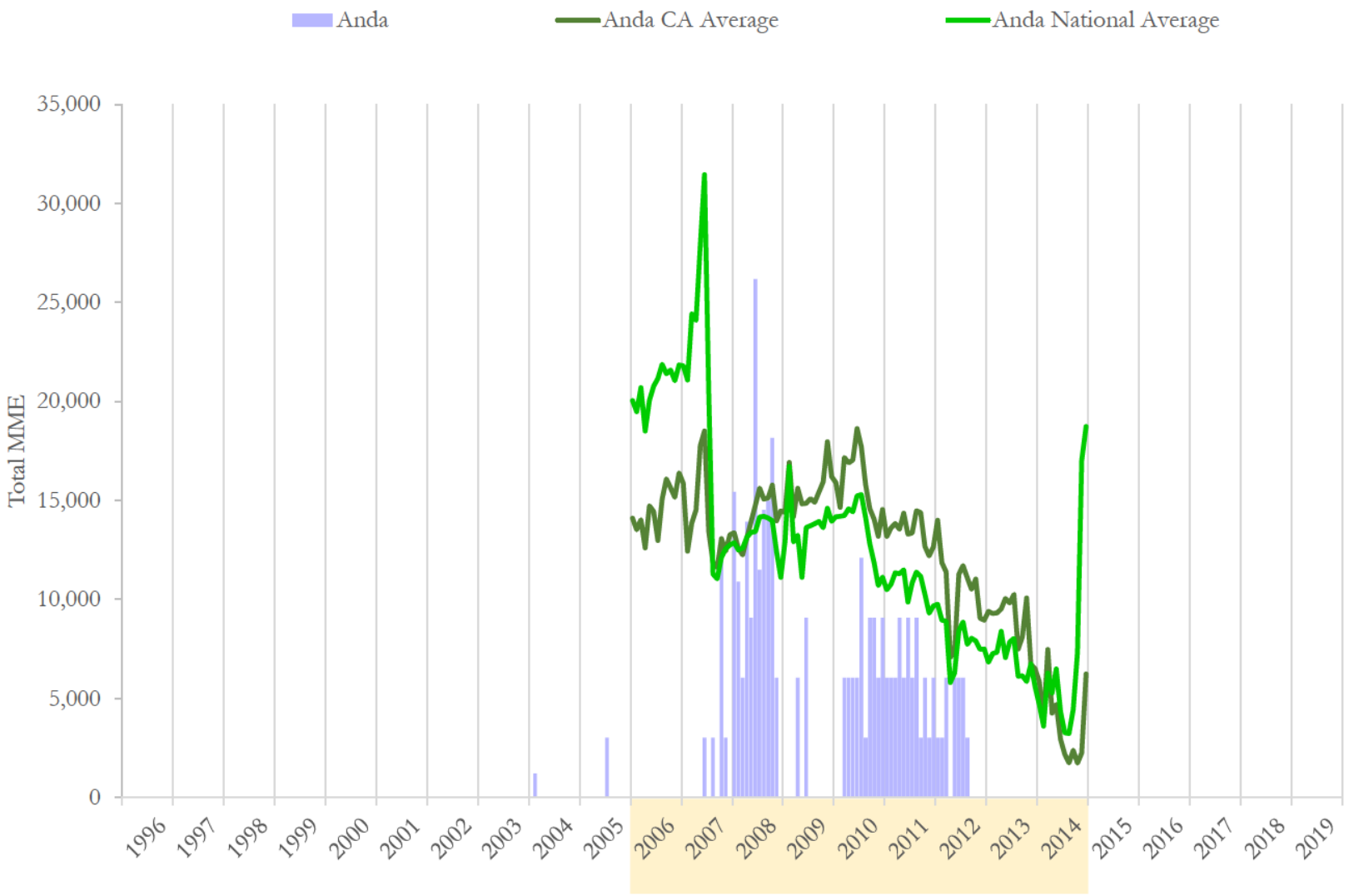

National and state averages reflect hydrocodone shipped from Anda, Inc to all active pharmacies each month.
Data source: ARCOS (2006-2014) and Defendant Distribution Data (Anda 12/1996 - 1/2015)

Charlies Drugs Charlie's Pharmacy (2/2004 to 12/2018)
DEA: BC1090860
1101 Fillmore Street
San Francisco, CA 94115

Anda, Inc Hydrocodone Shipments to Charlies Drugs Charlie's Pharmacy

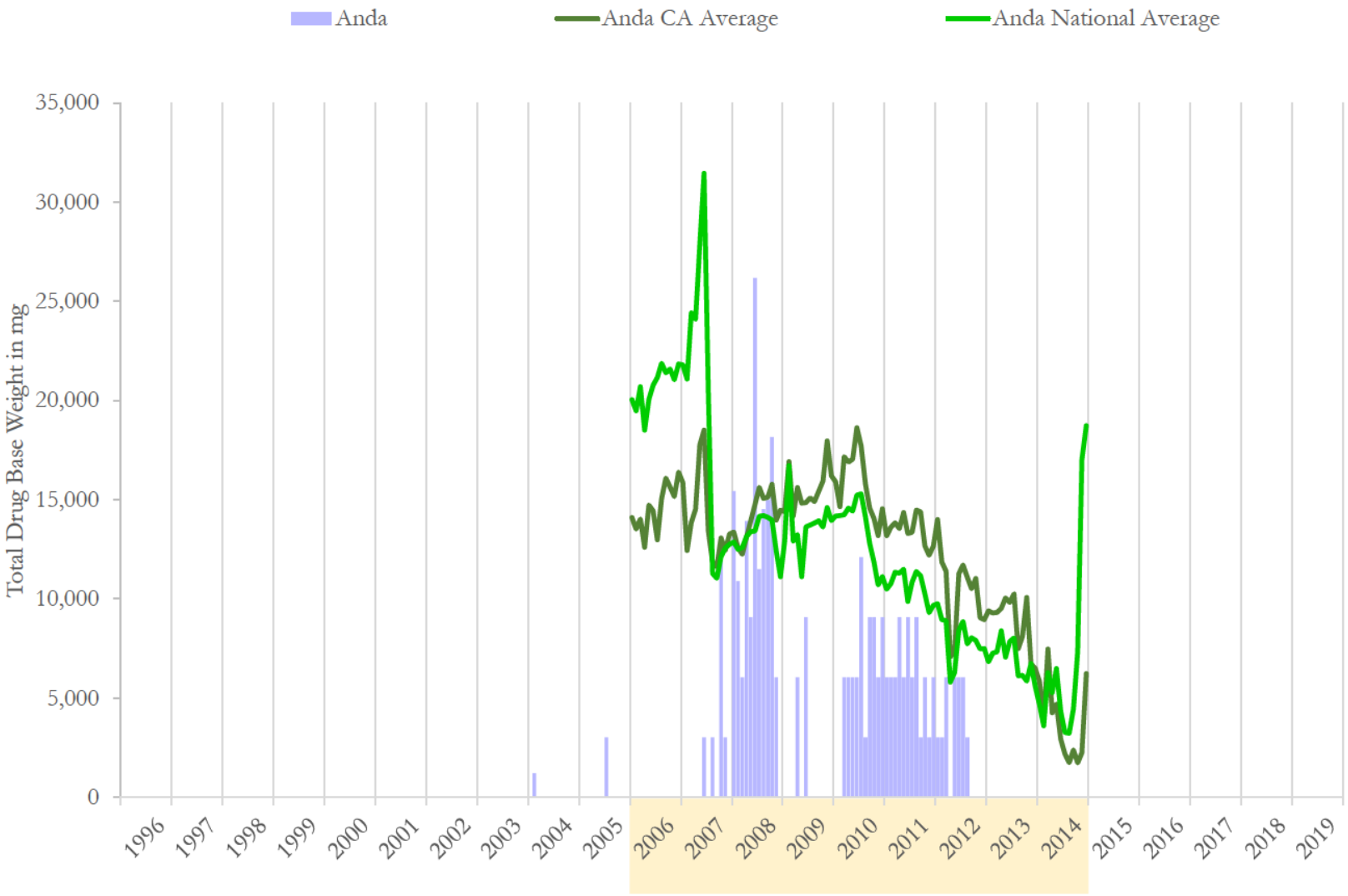

National and state averages reflect hydrocodone shipped from Anda, Inc to all active pharmacies each month.
Data source: ARCOS (2006-2014) and Defendant Distribution Data (Anda 12/1996 - 1/2015)

Anda, Inc Hydrocodone Shipments to Charlies Drugs Charlie's Pharmacy

	Dosage Units		MME		Drug Base Weight in mg	
Date	Anda	% Change	Anda	% Change	Anda	% Change
01/2004	0	n/a	0	n/a	0	n/a
02/2004	200	n/a	1,211	n/a	1,211	n/a
03/2004	0	-100.0%	0	-100.0%	0	-100.0%
04/2004	0	n/a	0	n/a	0	n/a
05/2004	0	n/a	0	n/a	0	n/a
06/2004	0	n/a	0	n/a	0	n/a
07/2004	0	n/a	0	n/a	0	n/a
08/2004	0	n/a	0	n/a	0	n/a
09/2004	0	n/a	0	n/a	0	n/a
10/2004	0	n/a	0	n/a	0	n/a
11/2004	0	n/a	0	n/a	0	n/a
12/2004	0	n/a	0	n/a	0	n/a
01/2005	0	n/a	0	n/a	0	n/a
02/2005	0	n/a	0	n/a	0	n/a
03/2005	0	n/a	0	n/a	0	n/a
04/2005	0	n/a	0	n/a	0	n/a
05/2005	0	n/a	0	n/a	0	n/a
06/2005	0	n/a	0	n/a	0	n/a
07/2005	1,000	n/a	3,027	n/a	3,027	n/a
08/2005	0	-100.0%	0	-100.0%	0	-100.0%
09/2005	0	n/a	0	n/a	0	n/a
10/2005	0	n/a	0	n/a	0	n/a
11/2005	0	n/a	0	n/a	0	n/a
12/2005	0	n/a	0	n/a	0	n/a

Data source: ARCOS (2006-2014) and Defendant Distribution Data (Anda 12/1996 - 1/2015)

Charlies Drugs Charlie's Pharmacy (2/2004 to 12/2018)
DEA: BC1090860
1101 Fillmore Street
San Francisco, CA 94115

Anda, Inc Hydrocodone Shipments to Charlies Drugs Charlie's Pharmacy

	Dosage Units		MME		Drug Base Weight in mg	
Date	Anda	% Change	Anda	% Change	Anda	% Change
01/2006	0	n/a	0	n/a	0	n/a
02/2006	0	n/a	0	n/a	0	n/a
03/2006	0	n/a	0	n/a	0	n/a
04/2006	0	n/a	0	n/a	0	n/a
05/2006	0	n/a	0	n/a	0	n/a
06/2006	0	n/a	0	n/a	0	n/a
07/2006	0	n/a	0	n/a	0	n/a
08/2006	0	n/a	0	n/a	0	n/a
09/2006	0	n/a	0	n/a	0	n/a
10/2006	0	n/a	0	n/a	0	n/a
11/2006	0	n/a	0	n/a	0	n/a
12/2006	0	n/a	0	n/a	0	n/a
01/2007	0	n/a	0	n/a	0	n/a
02/2007	0	n/a	0	n/a	0	n/a
03/2007	0	n/a	0	n/a	0	n/a
04/2007	0	n/a	0	n/a	0	n/a
05/2007	0	n/a	0	n/a	0	n/a
06/2007	500	n/a	3,027	n/a	3,027	n/a
07/2007	0	-100.0%	0	-100.0%	0	-100.0%
08/2007	500	n/a	3,027	n/a	3,027	n/a
09/2007	0	-100.0%	0	-100.0%	0	-100.0%
10/2007	2,000	n/a	12,108	n/a	12,108	n/a
11/2007	500	-75.0%	3,027	-75.0%	3,027	-75.0%
12/2007	0	-100.0%	0	-100.0%	0	-100.0%

Data source: ARCOS (2006-2014) and Defendant Distribution Data (Anda 12/1996 - 1/2015)

Anda, Inc Hydrocodone Shipments to Charlies Drugs Charlie's Pharmacy

	Dosage Units		MME		Drug Base Weight in mg	
Date	Anda	% Change	Anda	% Change	Anda	% Change
01/2008	3,400	n/a	15,438	n/a	15,438	n/a
02/2008	2,600	-23.5%	10,897	-29.4%	10,897	-29.4%
03/2008	1,500	-42.3%	6,054	-44.4%	6,054	-44.4%
04/2008	3,900	160.0%	13,924	130.0%	13,924	130.0%
05/2008	2,000	-48.7%	9,081	-34.8%	9,081	-34.8%
06/2008	5,100	155.0%	26,184	188.3%	26,184	188.3%
07/2008	2,700	-47.1%	11,503	-56.1%	11,503	-56.1%
08/2008	3,200	18.5%	14,530	26.3%	14,530	26.3%
09/2008	3,800	18.8%	14,984	3.1%	14,984	3.1%
10/2008	3,500	-7.9%	18,162	21.2%	18,162	21.2%
11/2008	1,000	-71.4%	6,054	-66.7%	6,054	-66.7%
12/2008	0	-100.0%	0	-100.0%	0	-100.0%
01/2009	0	n/a	0	n/a	0	n/a
02/2009	0	n/a	0	n/a	0	n/a
03/2009	0	n/a	0	n/a	0	n/a
04/2009	1,000	n/a	6,054	n/a	6,054	n/a
05/2009	0	-100.0%	0	-100.0%	0	-100.0%
06/2009	1,500	n/a	9,081	n/a	9,081	n/a
07/2009	0	-100.0%	0	-100.0%	0	-100.0%
08/2009	0	n/a	0	n/a	0	n/a
09/2009	0	n/a	0	n/a	0	n/a
10/2009	0	n/a	0	n/a	0	n/a
11/2009	0	n/a	0	n/a	0	n/a
12/2009	0	n/a	0	n/a	0	n/a

Data source: ARCOS (2006-2014) and Defendant Distribution Data (Anda 12/1996 - 1/2015)

Charlies Drugs Charlie's Pharmacy (2/2004 to 12/2018)
DEA: BC1090860
1101 Fillmore Street
San Francisco, CA 94115

Anda, Inc Hydrocodone Shipments to Charlies Drugs Charlie's Pharmacy

	Dosage Units		MME		Drug Base Weight in mg	
Date	Anda	% Change	Anda	% Change	Anda	% Change
01/2010	0	n/a	0	n/a	0	n/a
02/2010	0	n/a	0	n/a	0	n/a
03/2010	1,000	n/a	6,054	n/a	6,054	n/a
04/2010	1,000	0.0%	6,054	0.0%	6,054	0.0%
05/2010	1,000	0.0%	6,054	0.0%	6,054	0.0%
06/2010	1,000	0.0%	6,054	0.0%	6,054	0.0%
07/2010	2,000	100.0%	12,108	100.0%	12,108	100.0%
08/2010	500	-75.0%	3,027	-75.0%	3,027	-75.0%
09/2010	1,500	200.0%	9,081	200.0%	9,081	200.0%
10/2010	1,500	0.0%	9,081	0.0%	9,081	0.0%
11/2010	1,000	-33.3%	6,054	-33.3%	6,054	-33.3%
12/2010	1,500	50.0%	9,081	50.0%	9,081	50.0%
01/2011	1,000	-33.3%	6,054	-33.3%	6,054	-33.3%
02/2011	1,000	0.0%	6,054	0.0%	6,054	0.0%
03/2011	1,000	0.0%	6,054	0.0%	6,054	0.0%
04/2011	1,500	50.0%	9,081	50.0%	9,081	50.0%
05/2011	1,000	-33.3%	6,054	-33.3%	6,054	-33.3%
06/2011	1,500	50.0%	9,081	50.0%	9,081	50.0%
07/2011	1,000	-33.3%	6,054	-33.3%	6,054	-33.3%
08/2011	1,500	50.0%	9,081	50.0%	9,081	50.0%
09/2011	500	-66.7%	3,027	-66.7%	3,027	-66.7%
10/2011	1,000	100.0%	6,054	100.0%	6,054	100.0%
11/2011	500	-50.0%	3,027	-50.0%	3,027	-50.0%
12/2011	1,000	100.0%	6,054	100.0%	6,054	100.0%

Data source: ARCOS (2006-2014) and Defendant Distribution Data (Anda 12/1996 - 1/2015)

Charlies Drugs Charlie's Pharmacy (2/2004 to 12/2018)
DEA: BC1090860
1101 Fillmore Street
San Francisco, CA 94115

Anda, Inc Hydrocodone Shipments to Charlies Drugs Charlie's Pharmacy

	Dosage Units		MME		Drug Base Weight in mg	
Date	Anda	% Change	Anda	% Change	Anda	% Change
01/2012	500	-50.0%	3,027	-50.0%	3,027	-50.0%
02/2012	500	0.0%	3,027	0.0%	3,027	0.0%
03/2012	1,000	100.0%	6,054	100.0%	6,054	100.0%
04/2012	0	-100.0%	0	-100.0%	0	-100.0%
05/2012	1,000	n/a	6,054	n/a	6,054	n/a
06/2012	1,000	0.0%	6,054	0.0%	6,054	0.0%
07/2012	1,000	0.0%	6,054	0.0%	6,054	0.0%
08/2012	500	-50.0%	3,027	-50.0%	3,027	-50.0%
09/2012	0	-100.0%	0	-100.0%	0	-100.0%
10/2012	0	n/a	0	n/a	0	n/a
11/2012	0	n/a	0	n/a	0	n/a
12/2012	0	n/a	0	n/a	0	n/a
01/2013	0	n/a	0	n/a	0	n/a
02/2013	0	n/a	0	n/a	0	n/a
03/2013	0	n/a	0	n/a	0	n/a
04/2013	0	n/a	0	n/a	0	n/a
05/2013	0	n/a	0	n/a	0	n/a
06/2013	0	n/a	0	n/a	0	n/a
07/2013	0	n/a	0	n/a	0	n/a
08/2013	0	n/a	0	n/a	0	n/a
09/2013	0	n/a	0	n/a	0	n/a
10/2013	0	n/a	0	n/a	0	n/a
11/2013	0	n/a	0	n/a	0	n/a
12/2013	0	n/a	0	n/a	0	n/a

Data source: ARCOS (2006-2014) and Defendant Distribution Data (Anda 12/1996 - 1/2015)

Charlies Drugs Charlie's Pharmacy (2/2004 to 12/2018)
DEA: BC1090860
1101 Fillmore Street
San Francisco, CA 94115

Anda, Inc Hydrocodone Shipments to Charlies Drugs Charlie's Pharmacy

	Dosage Units		MME		Drug Base Weight in mg	
Date	Anda	% Change	Anda	% Change	Anda	% Change
1996	0		0		0	
1997	0	n/a	0	n/a	0	n/a
1998	0	n/a	0	n/a	0	n/a
1999	0	n/a	0	n/a	0	n/a
2000	0	n/a	0	n/a	0	n/a
2001	0	n/a	0	n/a	0	n/a
2002	0	n/a	0	n/a	0	n/a
2003	0	n/a	0	n/a	0	n/a
2004	200	n/a	1,211	n/a	1,211	n/a
2005	1,000	400.0%	3,027	150.0%	3,027	150.0%
2006	0	-100.0%	0	-100.0%	0	-100.0%
2007	3,500	n/a	21,189	n/a	21,189	n/a
2008	32,700	834.3%	146,810	592.9%	146,810	592.9%
2009	2,500	-92.4%	15,135	-89.7%	15,135	-89.7%
2010	12,000	380.0%	72,648	380.0%	72,648	380.0%
2011	12,500	4.2%	75,675	4.2%	75,675	4.2%
2012	5,500	-56.0%	33,297	-56.0%	33,297	-56.0%
2013	0	-100.0%	0	-100.0%	0	-100.0%
2014	0	n/a	0	n/a	0	n/a
2015	0	n/a	0	n/a	0	n/a
2016	0	n/a	0	n/a	0	n/a
2017	0	n/a	0	n/a	0	n/a
2018	0	n/a	0	n/a	0	n/a
2019	0	n/a	0	n/a	0	n/a
Total	**69,900**		**368,991**		**368,991**	

Data source: ARCOS (2006-2014) and Defendant Distribution Data (Anda 12/1996 - 1/2015)

Charlies Drugs Charlie's Pharmacy (2/2004 to 12/2018)
DEA: BC1090860
1101 Fillmore Street
San Francisco, CA 94115

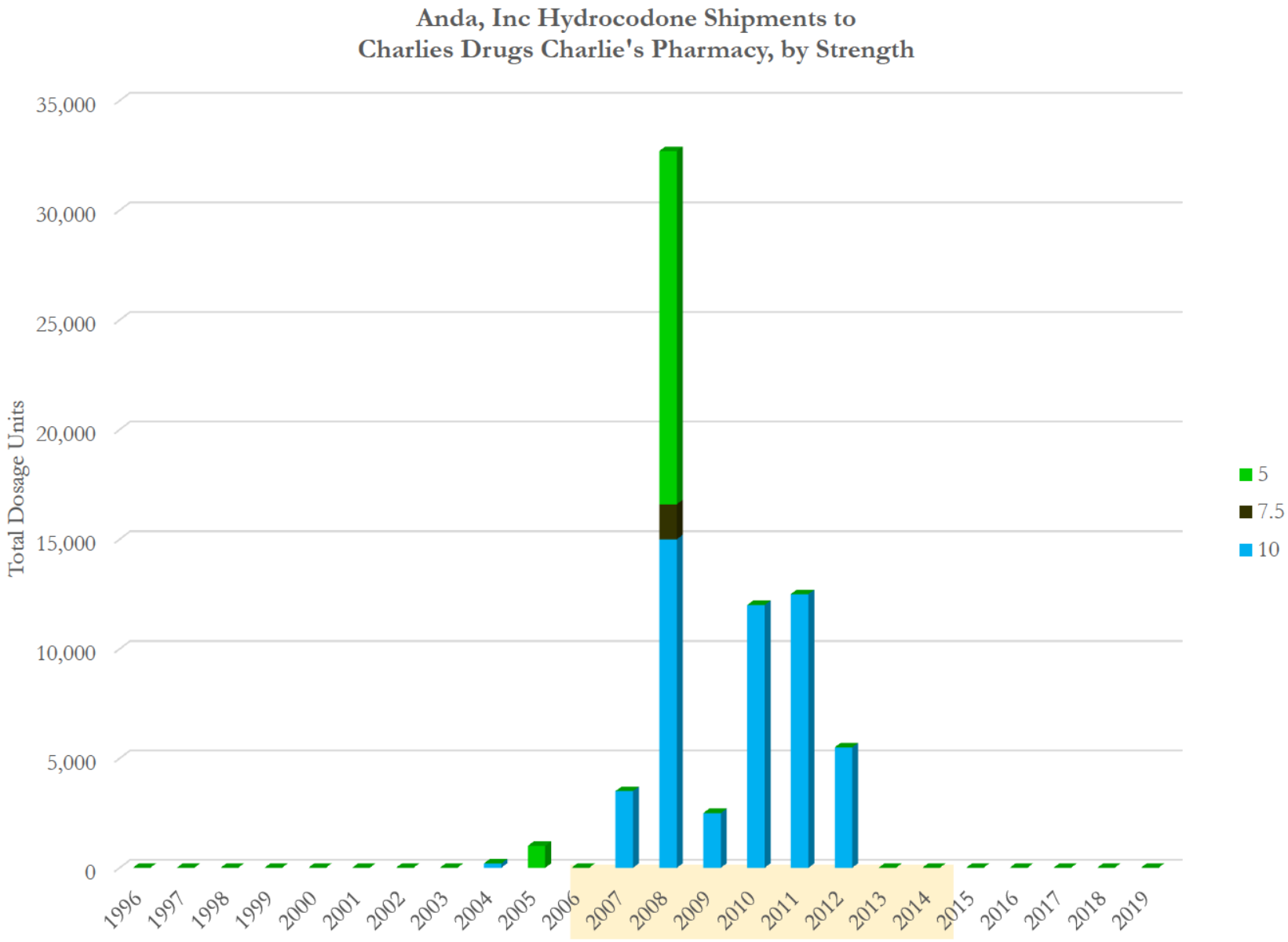

Data source: ARCOS (2006-2014) and Defendant Distribution Data (Anda 12/1996 - 1/2015)

Charlies Drugs Charlie's Pharmacy (2/2004 to 12/2018)
DEA: BC1090860
1101 Fillmore Street
San Francisco, CA 94115

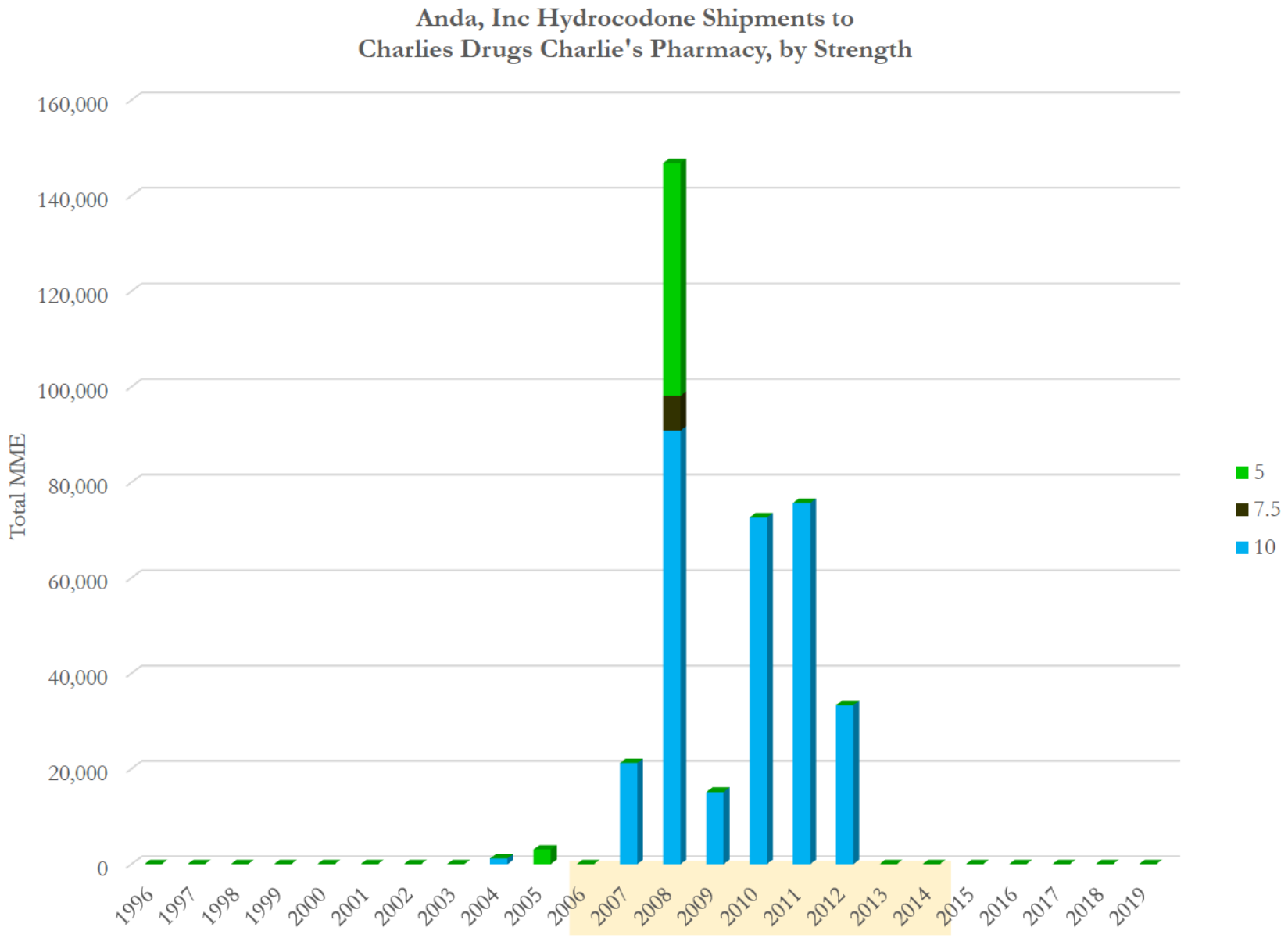

Data source: ARCOS (2006-2014) and Defendant Distribution Data (Anda 12/1996 - 1/2015)

Charlies Drugs Charlie's Pharmacy (2/2004 to 12/2018)
DEA: BC1090860
1101 Fillmore Street
San Francisco, CA 94115

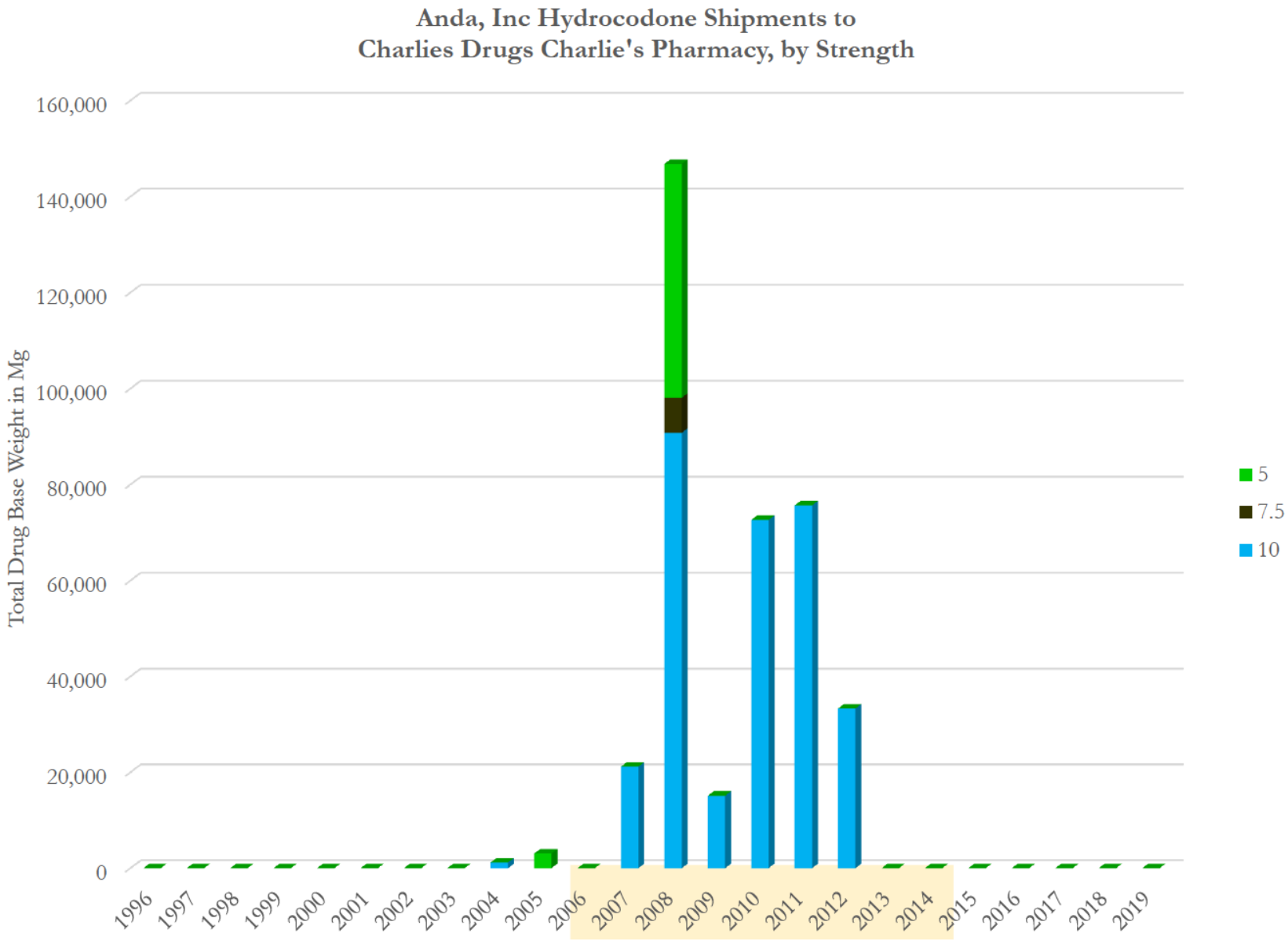

Data source: ARCOS (2006-2014) and Defendant Distribution Data (Anda 12/1996 - 1/2015)

Charlies Drugs Charlie's Pharmacy (2/2004 to 12/2018)
DEA: BC1090860
1101 Fillmore Street
San Francisco, CA 94115

Anda, Inc Hydrocodone Shipments to Charlies Drugs Charlie's Pharmacy, by Strength
(Total Dosage Units)

Strength Year\	10	7.5	5	Total	Avg. Str
1996	0	0	0	**0**	
1997	0	0	0	**0**	
1998	0	0	0	**0**	
1999	0	0	0	**0**	
2000	0	0	0	**0**	
2001	0	0	0	**0**	
2002	0	0	0	**0**	
2003	0	0	0	**0**	
2004	200	0	0	**200**	10.00
2005	0	0	1,000	**1,000**	5.00
2006	0	0	0	**0**	
2007	3,500	0	0	**3,500**	10.00
2008	15,000	1,600	16,100	**32,700**	7.42
2009	2,500	0	0	**2,500**	10.00
2010	12,000	0	0	**12,000**	10.00
2011	12,500	0	0	**12,500**	10.00
2012	5,500	0	0	**5,500**	10.00
2013	0	0	0	**0**	
2014	0	0	0	**0**	
2015	0	0	0	**0**	
2016	0	0	0	**0**	
2017	0	0	0	**0**	
2018	0	0	0	**0**	
2019	0	0	0	**0**	
Total	**51,200**	**1,600**	**17,100**	**69,900**	8.72

Data source: ARCOS (2006-2014) and Defendant Distribution Data (Anda 12/1996 - 1/2015)

Anda, Inc Hydrocodone Shipments to Charlies Drugs Charlie's Pharmacy, by Strength
(Total MME)

Strength Year\	10	7.5	5	Total	Avg. Str
1996	0	0	0	**0**	
1997	0	0	0	**0**	
1998	0	0	0	**0**	
1999	0	0	0	**0**	
2000	0	0	0	**0**	
2001	0	0	0	**0**	
2002	0	0	0	**0**	
2003	0	0	0	**0**	
2004	1,211	0	0	**1,211**	10.00
2005	0	0	3,027	**3,027**	5.00
2006	0	0	0	**0**	
2007	21,189	0	0	**21,189**	10.00
2008	90,810	7,265	48,735	**146,810**	7.42
2009	15,135	0	0	**15,135**	10.00
2010	72,648	0	0	**72,648**	10.00
2011	75,675	0	0	**75,675**	10.00
2012	33,297	0	0	**33,297**	10.00
2013	0	0	0	**0**	
2014	0	0	0	**0**	
2015	0	0	0	**0**	
2016	0	0	0	**0**	
2017	0	0	0	**0**	
2018	0	0	0	**0**	
2019	0	0	0	**0**	
Total	**309,965**	**7,265**	**51,762**	**368,991**	8.72

Data source: ARCOS (2006-2014) and Defendant Distribution Data (Anda 12/1996 - 1/2015)

Anda, Inc Hydrocodone Shipments to Charlies Drugs Charlie's Pharmacy, by Strength
(Total Drug Base Weight in Milligram)

Strength Year\	10	7.5	5	Total	Avg. Str
1996	0	0	0	**0**	
1997	0	0	0	**0**	
1998	0	0	0	**0**	
1999	0	0	0	**0**	
2000	0	0	0	**0**	
2001	0	0	0	**0**	
2002	0	0	0	**0**	
2003	0	0	0	**0**	
2004	1,211	0	0	**1,211**	10.00
2005	0	0	3,027	**3,027**	5.00
2006	0	0	0	**0**	
2007	21,189	0	0	**21,189**	10.00
2008	90,810	7,265	48,735	**146,810**	7.42
2009	15,135	0	0	**15,135**	10.00
2010	72,648	0	0	**72,648**	10.00
2011	75,675	0	0	**75,675**	10.00
2012	33,297	0	0	**33,297**	10.00
2013	0	0	0	**0**	
2014	0	0	0	**0**	
2015	0	0	0	**0**	
2016	0	0	0	**0**	
2017	0	0	0	**0**	
2018	0	0	0	**0**	
2019	0	0	0	**0**	
Total	**309,965**	**7,265**	**51,762**	**368,991**	8.72

Data source: ARCOS (2006-2014) and Defendant Distribution Data (Anda 12/1996 - 1/2015)

Walgreens # 00886 (1/1996 to 4/2007)
DEA: AW1365356
2125 Chestnut Street
San Francisco, CA 94123

Walgreen Co Oxycodone Shipments to Walgreens # 00886

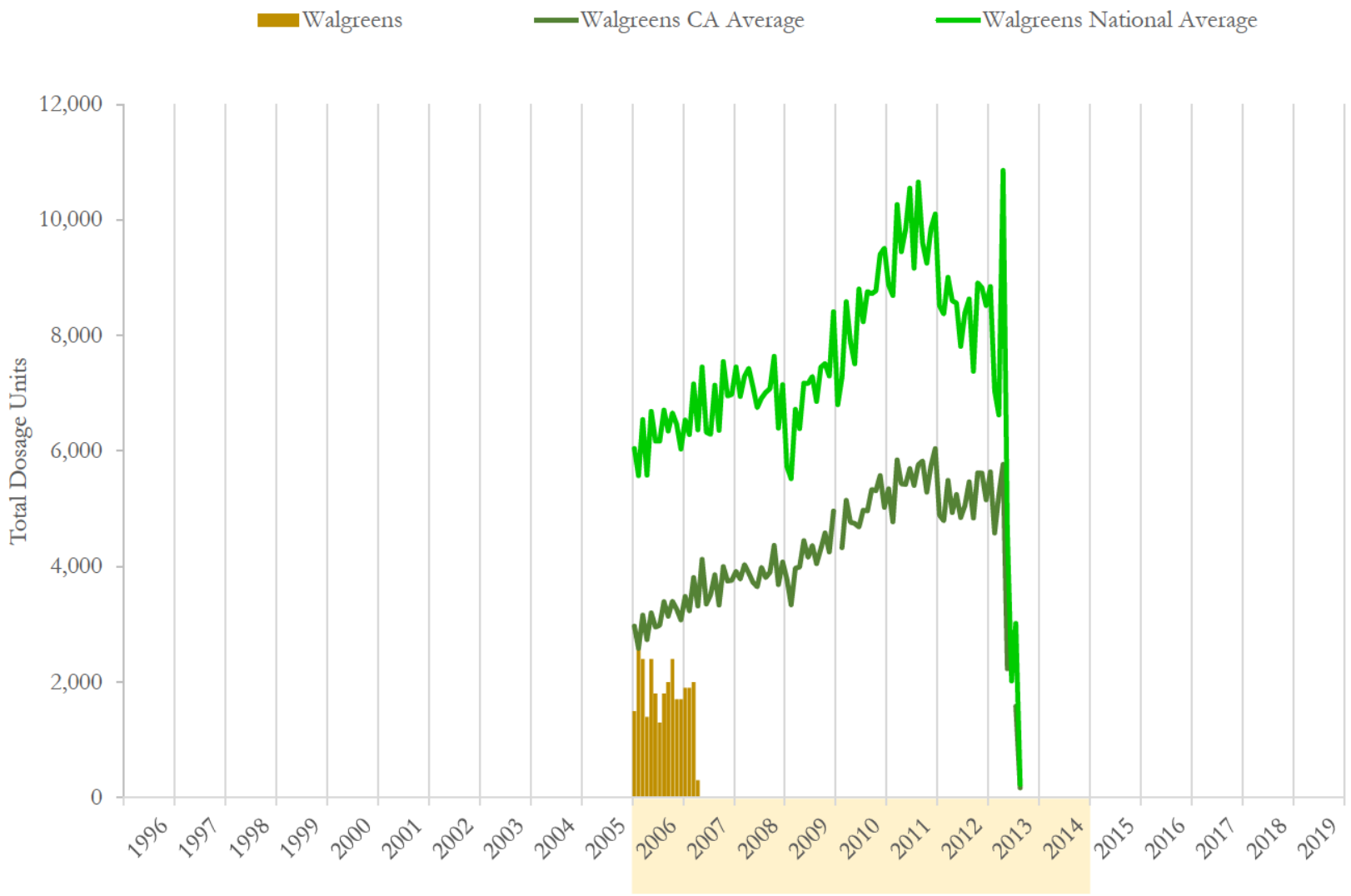

National and state averages reflect oxycodone shipped from Walgreen Co to all active pharmacies each month.
Data source: ARCOS (2006-2014) and Defendant Distribution Data (Walgreens 1/2006 - 3/2014)

Walgreens # 00886 (1/1996 to 4/2007)
DEA: AW1365356
2125 Chestnut Street
San Francisco, CA 94123

Walgreen Co Oxycodone Shipments to Walgreens # 00886

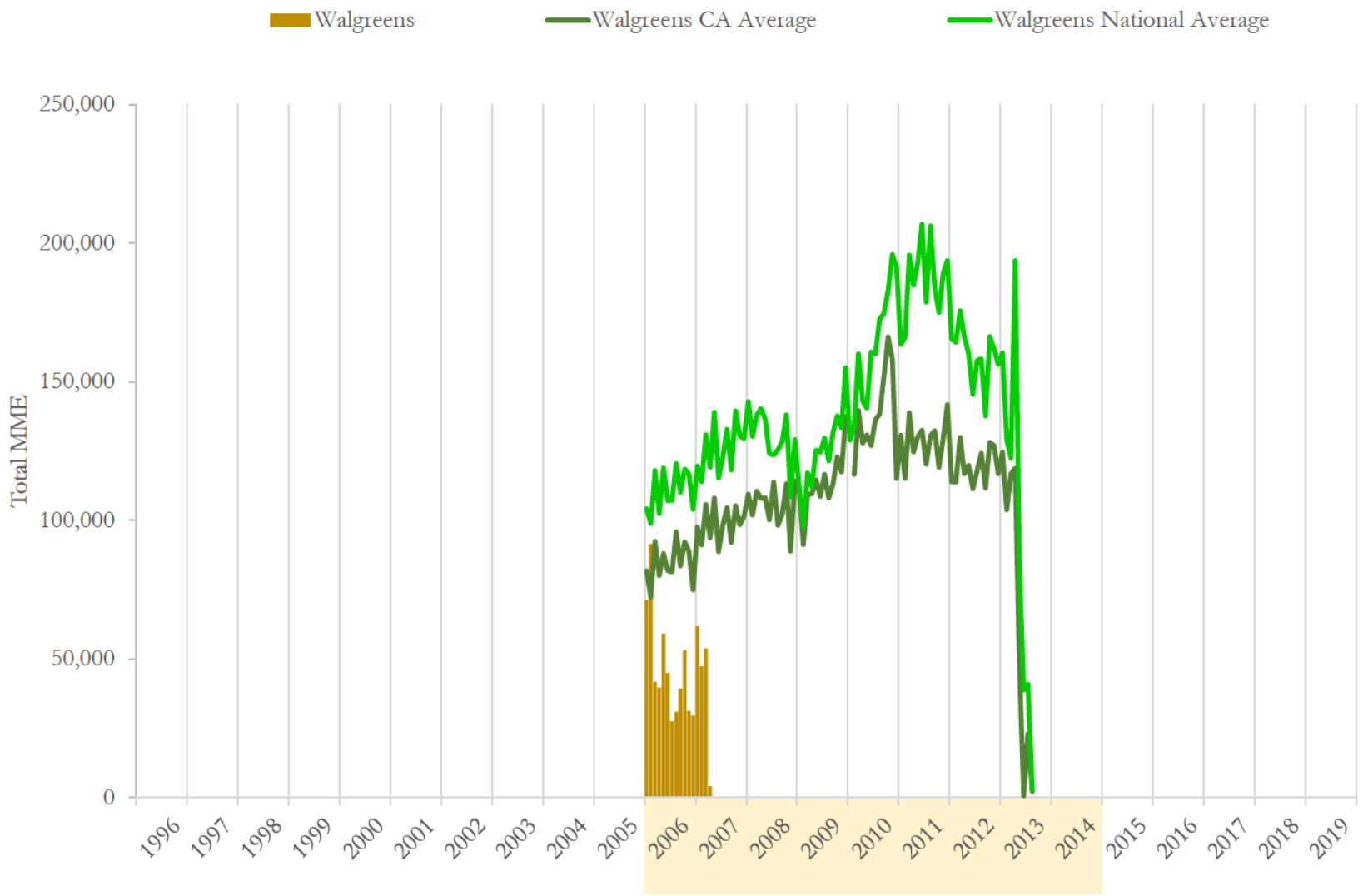

National and state averages reflect oxycodone shipped from Walgreen Co to all active pharmacies each month.
Data source: ARCOS (2006-2014) and Defendant Distribution Data (Walgreens 1/2006 - 3/2014)

Walgreens # 00886 (1/1996 to 4/2007)
DEA: AW1365356
2125 Chestnut Street
San Francisco, CA 94123

Walgreen Co Oxycodone Shipments to Walgreens # 00886

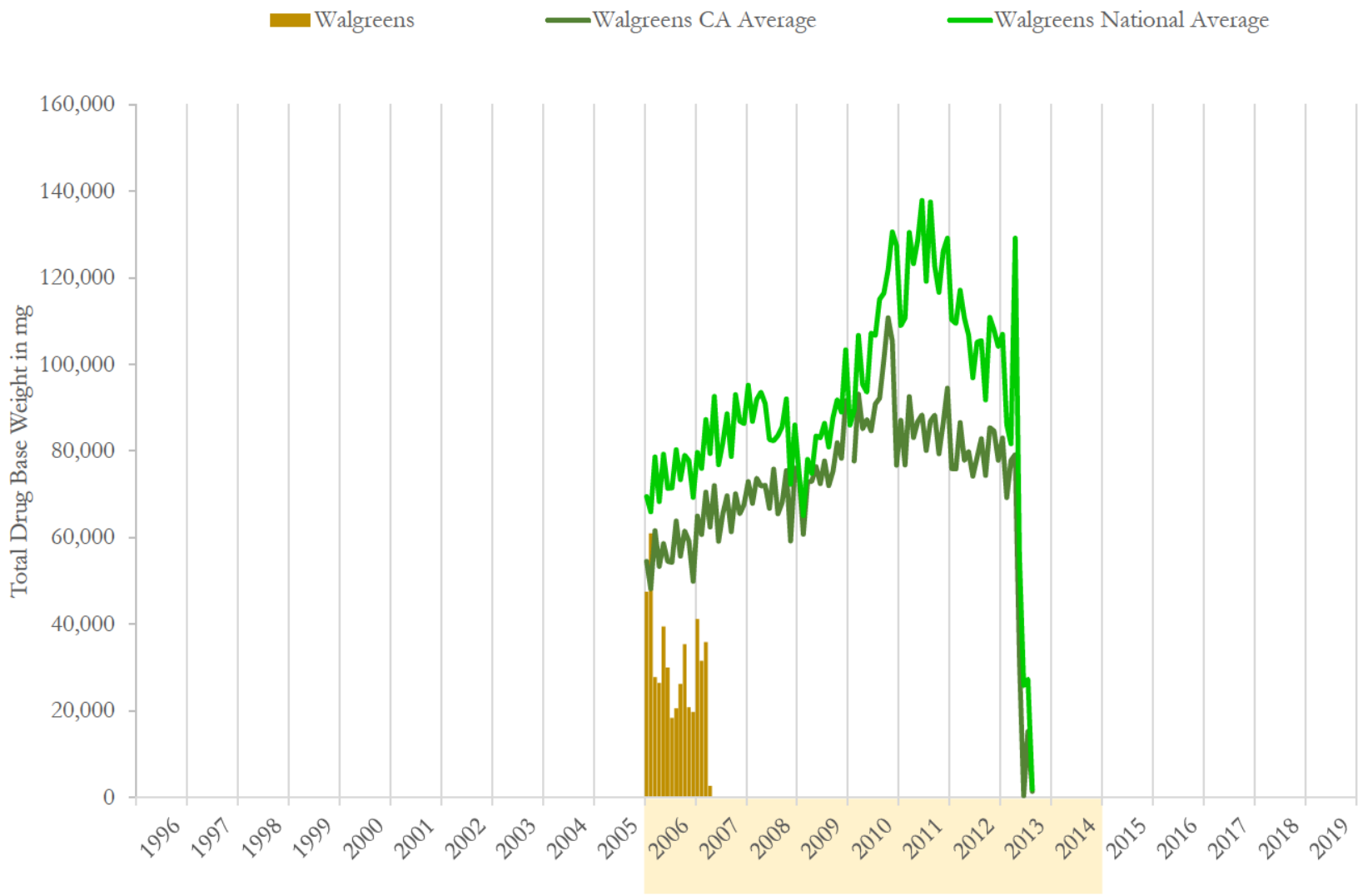

National and state averages reflect oxycodone shipped from Walgreen Co to all active pharmacies each month.
Data source: ARCOS (2006-2014) and Defendant Distribution Data (Walgreens 1/2006 - 3/2014)

Walgreens # 00886 (1/1996 to 4/2007)
DEA: AW1365356
2125 Chestnut Street
San Francisco, CA 94123

Walgreen Co Oxycodone Shipments to Walgreens # 00886

	Dosage Units		MME		Drug Base Weight in mg	
Date	Walgreens	% Change	Walgreens	% Change	Walgreens	% Change
01/2006	1,500	n/a	71,272	n/a	47,515	n/a
02/2006	2,700	80.0%	91,443	28.3%	60,962	28.3%
03/2006	2,400	-11.1%	41,687	-54.4%	27,792	-54.4%
04/2006	1,400	-41.7%	39,670	-4.8%	26,447	-4.8%
05/2006	2,400	71.4%	59,169	49.2%	39,446	49.2%
06/2006	1,800	-25.0%	44,982	-24.0%	29,988	-24.0%
07/2006	1,300	-27.8%	27,567	-38.7%	18,378	-38.7%
08/2006	1,800	38.5%	30,929	12.2%	20,620	12.2%
09/2006	2,000	11.1%	39,334	27.2%	26,223	27.2%
10/2006	2,400	20.0%	53,118	35.0%	35,412	35.0%
11/2006	1,700	-29.2%	31,265	-41.1%	20,844	-41.1%
12/2006	1,700	0.0%	29,585	-5.4%	19,723	-5.4%
01/2007	1,900	11.8%	61,791	108.9%	41,194	108.9%
02/2007	1,900	0.0%	47,402	-23.3%	31,602	-23.3%
03/2007	2,000	5.3%	53,884	13.7%	35,923	13.7%
04/2007	300	-85.0%	4,034	-92.5%	2,690	-92.5%
05/2007	0	-100.0%	0	-100.0%	0	-100.0%
06/2007	0	n/a	0	n/a	0	n/a
07/2007	0	n/a	0	n/a	0	n/a
08/2007	0	n/a	0	n/a	0	n/a
09/2007	0	n/a	0	n/a	0	n/a
10/2007	0	n/a	0	n/a	0	n/a
11/2007	0	n/a	0	n/a	0	n/a
12/2007	0	n/a	0	n/a	0	n/a

Data source: ARCOS (2006-2014) and Defendant Distribution Data (Walgreens 1/2006 - 3/2014)

Walgreens # 00886 (1/1996 to 4/2007)
DEA: AW1365356
2125 Chestnut Street
San Francisco, CA 94123

Walgreen Co Oxycodone Shipments to Walgreens # 00886

	Dosage Units		MME		Drug Base Weight in mg	
Date	Walgreens	% Change	Walgreens	% Change	Walgreens	% Change
1996	0		0		0	
1997	0	n/a	0	n/a	0	n/a
1998	0	n/a	0	n/a	0	n/a
1999	0	n/a	0	n/a	0	n/a
2000	0	n/a	0	n/a	0	n/a
2001	0	n/a	0	n/a	0	n/a
2002	0	n/a	0	n/a	0	n/a
2003	0	n/a	0	n/a	0	n/a
2004	0	n/a	0	n/a	0	n/a
2005	0	n/a	0	n/a	0	n/a
2006	23,100	n/a	560,021	n/a	373,347	n/a
2007	6,100	-73.6%	167,112	-70.2%	111,408	-70.2%
2008	0	-100.0%	0	-100.0%	0	-100.0%
2009	0	n/a	0	n/a	0	n/a
2010	0	n/a	0	n/a	0	n/a
2011	0	n/a	0	n/a	0	n/a
2012	0	n/a	0	n/a	0	n/a
2013	0	n/a	0	n/a	0	n/a
2014	0	n/a	0	n/a	0	n/a
2015	0	n/a	0	n/a	0	n/a
2016	0	n/a	0	n/a	0	n/a
2017	0	n/a	0	n/a	0	n/a
2018	0	n/a	0	n/a	0	n/a
2019	0	n/a	0	n/a	0	n/a
Total	**29,200**		**727,133**		**484,755**	

Data source: ARCOS (2006-2014) and Defendant Distribution Data (Walgreens 1/2006 - 3/2014)

Walgreens # 00886 (1/1996 to 4/2007)
DEA: AW1365356
2125 Chestnut Street
San Francisco, CA 94123

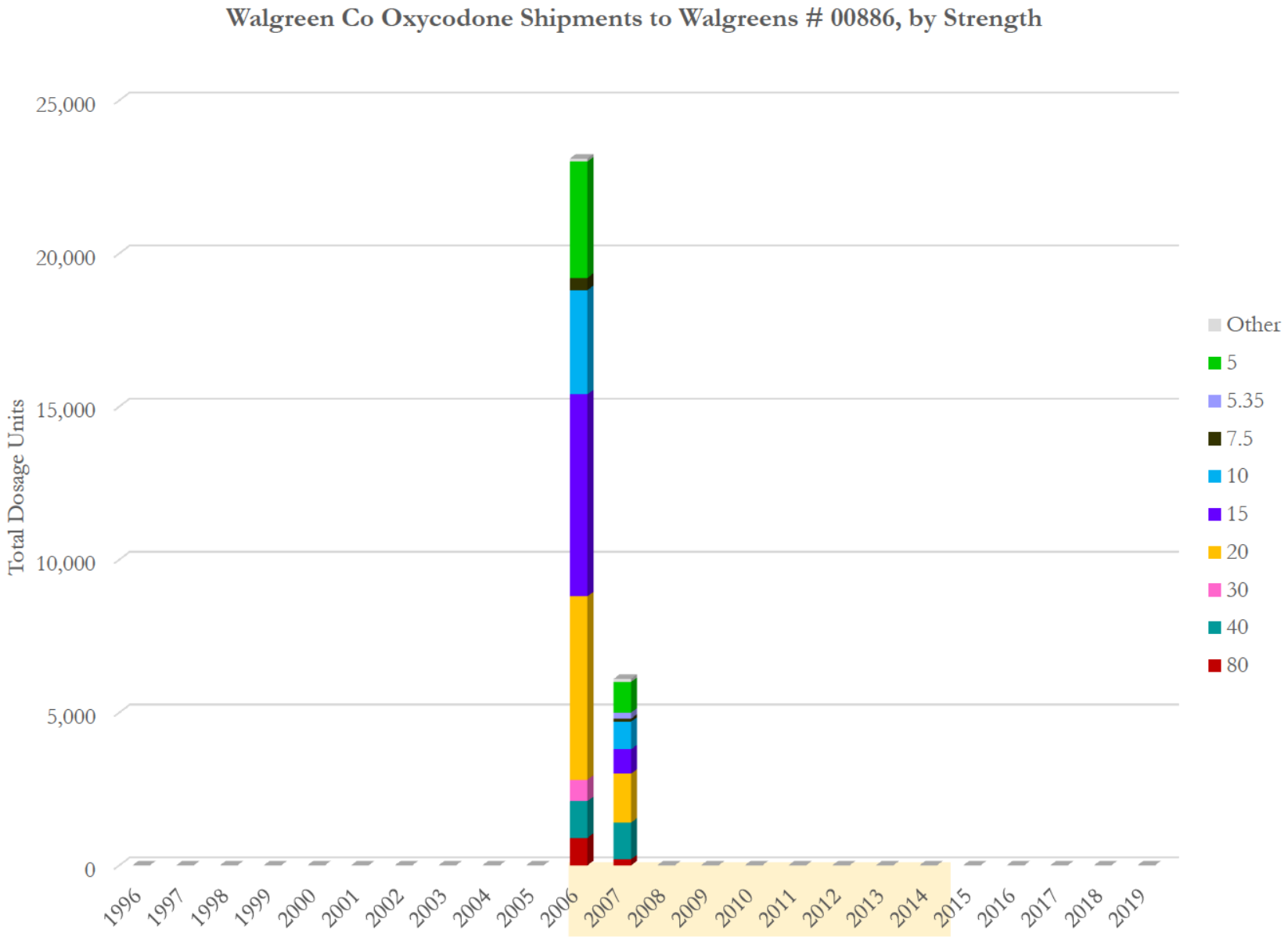

Data source: ARCOS (2006-2014) and Defendant Distribution Data (Walgreens 1/2006 - 3/2014)

Walgreens # 00886 (1/1996 to 4/2007)
DEA: AW1365356
2125 Chestnut Street
San Francisco, CA 94123

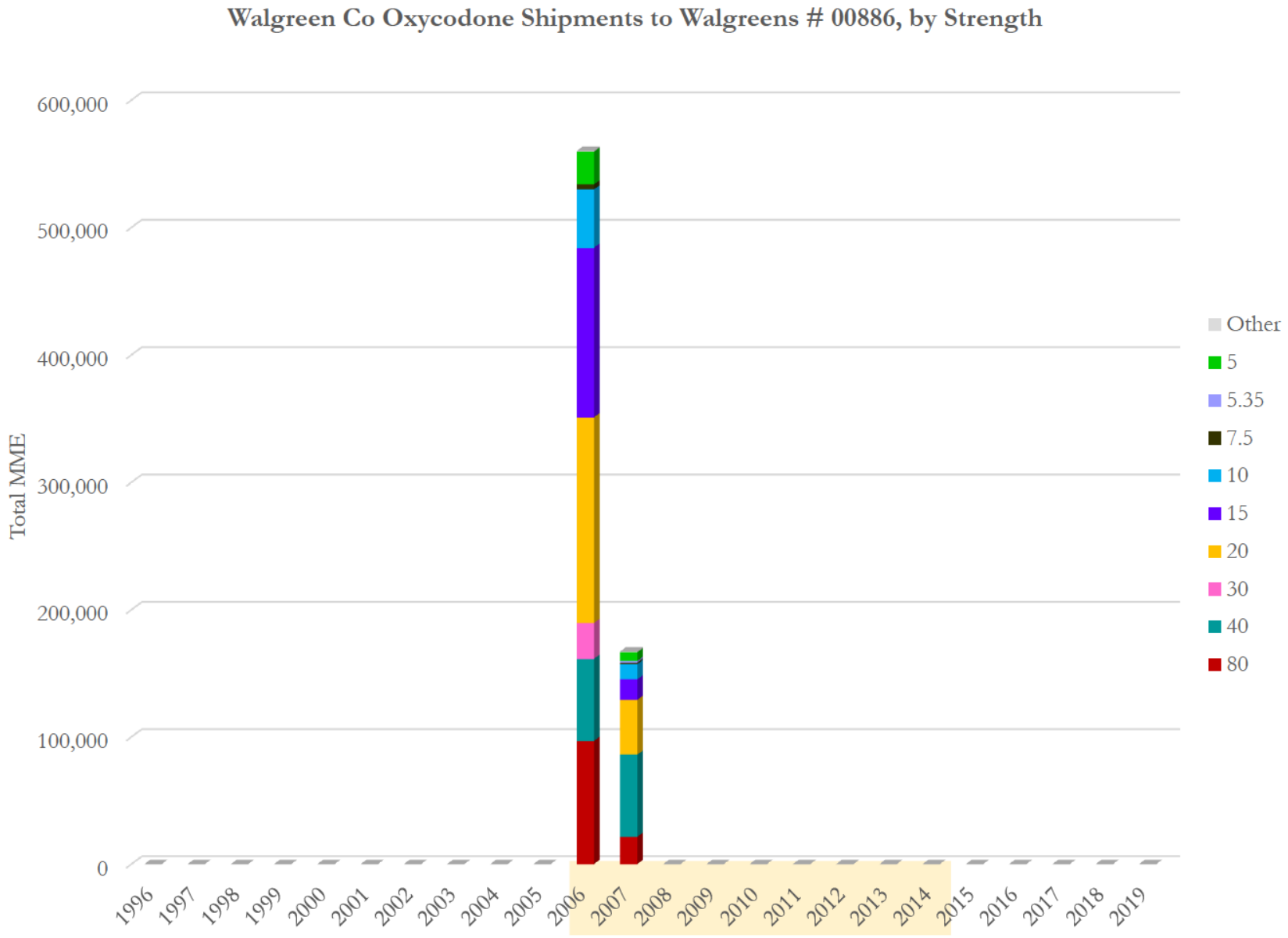

Data source: ARCOS (2006-2014) and Defendant Distribution Data (Walgreens 1/2006 - 3/2014)

Walgreens # 00886 (1/1996 to 4/2007)
DEA: AW1365356
2125 Chestnut Street
San Francisco, CA 94123

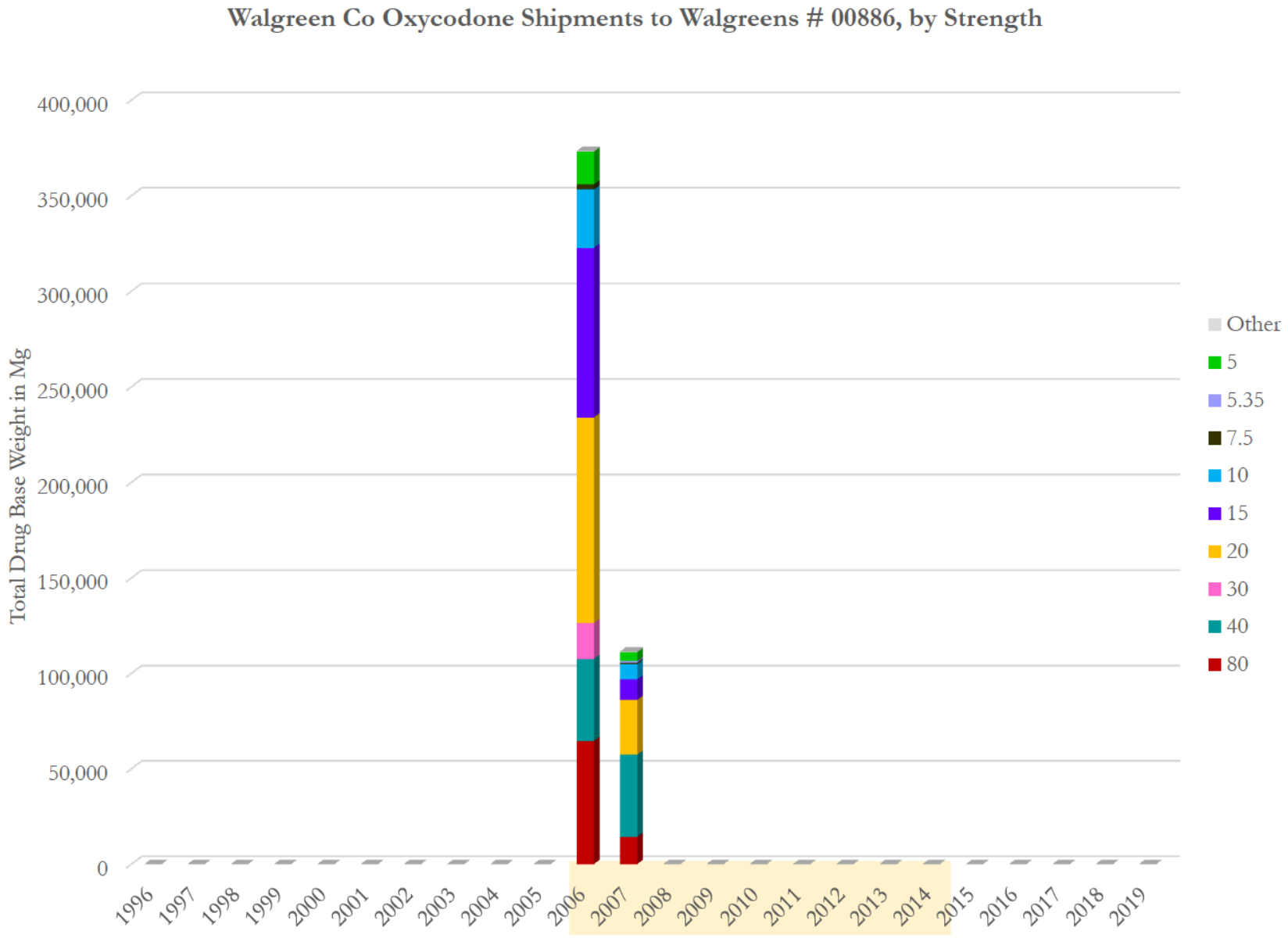

Data source: ARCOS (2006-2014) and Defendant Distribution Data (Walgreens 1/2006 - 3/2014)

Walgreens # 00886 (1/1996 to 4/2007)
DEA: AW1365356
2125 Chestnut Street
San Francisco, CA 94123

Walgreen Co Oxycodone Shipments to Walgreens # 00886, by Strength
(Total Dosage Units)

Strength Year\	80	40	30	20	15	10	7.5	5.35	5	Other	Total	Avg. Str
1996	0	0	0	0	0	0	0	0	0	0	**0**	
1997	0	0	0	0	0	0	0	0	0	0	**0**	
1998	0	0	0	0	0	0	0	0	0	0	**0**	
1999	0	0	0	0	0	0	0	0	0	0	**0**	
2000	0	0	0	0	0	0	0	0	0	0	**0**	
2001	0	0	0	0	0	0	0	0	0	0	**0**	
2002	0	0	0	0	0	0	0	0	0	0	**0**	
2003	0	0	0	0	0	0	0	0	0	0	**0**	
2004	0	0	0	0	0	0	0	0	0	0	**0**	
2005	0	0	0	0	0	0	0	0	0	0	**0**	
2006	900	1,200	700	6,000	6,600	3,400	400	0	3,800	100	**23,100**	18.09
2007	200	1,200	0	1,600	800	900	100	200	1,000	100	**6,100**	20.64
2008	0	0	0	0	0	0	0	0	0	0	**0**	
2009	0	0	0	0	0	0	0	0	0	0	**0**	
2010	0	0	0	0	0	0	0	0	0	0	**0**	
2011	0	0	0	0	0	0	0	0	0	0	**0**	
2012	0	0	0	0	0	0	0	0	0	0	**0**	
2013	0	0	0	0	0	0	0	0	0	0	**0**	
2014	0	0	0	0	0	0	0	0	0	0	**0**	
2015	0	0	0	0	0	0	0	0	0	0	**0**	
2016	0	0	0	0	0	0	0	0	0	0	**0**	
2017	0	0	0	0	0	0	0	0	0	0	**0**	
2018	0	0	0	0	0	0	0	0	0	0	**0**	
2019	0	0	0	0	0	0	0	0	0	0	**0**	
Total	**1,100**	**2,400**	**700**	**7,600**	**7,400**	**4,300**	**500**	**200**	**4,800**	**200**	**29,200**	18.61

Data source: ARCOS (2006-2014) and Defendant Distribution Data (Walgreens 1/2006 - 3/2014)

Walgreens # 00886 (1/1996 to 4/2007)
DEA: AW1365356
2125 Chestnut Street
San Francisco, CA 94123

Walgreen Co Oxycodone Shipments to Walgreens # 00886, by Strength (Total MME)

Strength Year\	80	40	30	20	15	10	7.5	5.35	5	Other	Total	Avg. Str
1996	0	0	0	0	0	0	0	0	0	0	**0**	
1997	0	0	0	0	0	0	0	0	0	0	**0**	
1998	0	0	0	0	0	0	0	0	0	0	**0**	
1999	0	0	0	0	0	0	0	0	0	0	**0**	
2000	0	0	0	0	0	0	0	0	0	0	**0**	
2001	0	0	0	0	0	0	0	0	0	0	**0**	
2002	0	0	0	0	0	0	0	0	0	0	**0**	
2003	0	0	0	0	0	0	0	0	0	0	**0**	
2004	0	0	0	0	0	0	0	0	0	0	**0**	
2005	0	0	0	0	0	0	0	0	0	0	**0**	
2006	96,822	64,548	28,240	161,370	133,130	45,722	4,034	0	25,550	605	**560,021**	18.09
2007	21,516	64,548	0	43,032	16,137	12,103	1,009	1,439	6,724	605	**167,112**	20.64
2008	0	0	0	0	0	0	0	0	0	0	**0**	
2009	0	0	0	0	0	0	0	0	0	0	**0**	
2010	0	0	0	0	0	0	0	0	0	0	**0**	
2011	0	0	0	0	0	0	0	0	0	0	**0**	
2012	0	0	0	0	0	0	0	0	0	0	**0**	
2013	0	0	0	0	0	0	0	0	0	0	**0**	
2014	0	0	0	0	0	0	0	0	0	0	**0**	
2015	0	0	0	0	0	0	0	0	0	0	**0**	
2016	0	0	0	0	0	0	0	0	0	0	**0**	
2017	0	0	0	0	0	0	0	0	0	0	**0**	
2018	0	0	0	0	0	0	0	0	0	0	**0**	
2019	0	0	0	0	0	0	0	0	0	0	**0**	
Total	**118,338**	**129,096**	**28,240**	**204,402**	**149,267**	**57,824**	**5,043**	**1,439**	**32,274**	**1,210**	**727,133**	18.61

Data source: ARCOS (2006-2014) and Defendant Distribution Data (Walgreens 1/2006 - 3/2014)

Walgreens # 00886 (1/1996 to 4/2007)
DEA: AW1365356
2125 Chestnut Street
San Francisco, CA 94123

Walgreen Co Oxycodone Shipments to Walgreens # 00886, by Strength
(Total Drug Base Weight in Milligram)

Strength Year\	80	40	30	20	15	10	7.5	5.35	5	Other	Total	Avg. Str
1996	0	0	0	0	0	0	0	0	0	0	**0**	
1997	0	0	0	0	0	0	0	0	0	0	**0**	
1998	0	0	0	0	0	0	0	0	0	0	**0**	
1999	0	0	0	0	0	0	0	0	0	0	**0**	
2000	0	0	0	0	0	0	0	0	0	0	**0**	
2001	0	0	0	0	0	0	0	0	0	0	**0**	
2002	0	0	0	0	0	0	0	0	0	0	**0**	
2003	0	0	0	0	0	0	0	0	0	0	**0**	
2004	0	0	0	0	0	0	0	0	0	0	**0**	
2005	0	0	0	0	0	0	0	0	0	0	**0**	
2006	64,548	43,032	18,827	107,580	88,754	30,481	2,690	0	17,034	403	**373,347**	18.09
2007	14,344	43,032	0	28,688	10,758	8,069	672	959	4,483	403	**111,408**	20.64
2008	0	0	0	0	0	0	0	0	0	0	**0**	
2009	0	0	0	0	0	0	0	0	0	0	**0**	
2010	0	0	0	0	0	0	0	0	0	0	**0**	
2011	0	0	0	0	0	0	0	0	0	0	**0**	
2012	0	0	0	0	0	0	0	0	0	0	**0**	
2013	0	0	0	0	0	0	0	0	0	0	**0**	
2014	0	0	0	0	0	0	0	0	0	0	**0**	
2015	0	0	0	0	0	0	0	0	0	0	**0**	
2016	0	0	0	0	0	0	0	0	0	0	**0**	
2017	0	0	0	0	0	0	0	0	0	0	**0**	
2018	0	0	0	0	0	0	0	0	0	0	**0**	
2019	0	0	0	0	0	0	0	0	0	0	**0**	
Total	**78,892**	**86,064**	**18,827**	**136,268**	**99,512**	**38,550**	**3,362**	**959**	**21,516**	**807**	**484,755**	18.61

Data source: ARCOS (2006-2014) and Defendant Distribution Data (Walgreens 1/2006 - 3/2014)

Walgreens # 00886 (1/1996 to 4/2007)
DEA: AW1365356
2125 Chestnut Street
San Francisco, CA 94123

Walgreen Co Hydrocodone Shipments to Walgreens # 00886

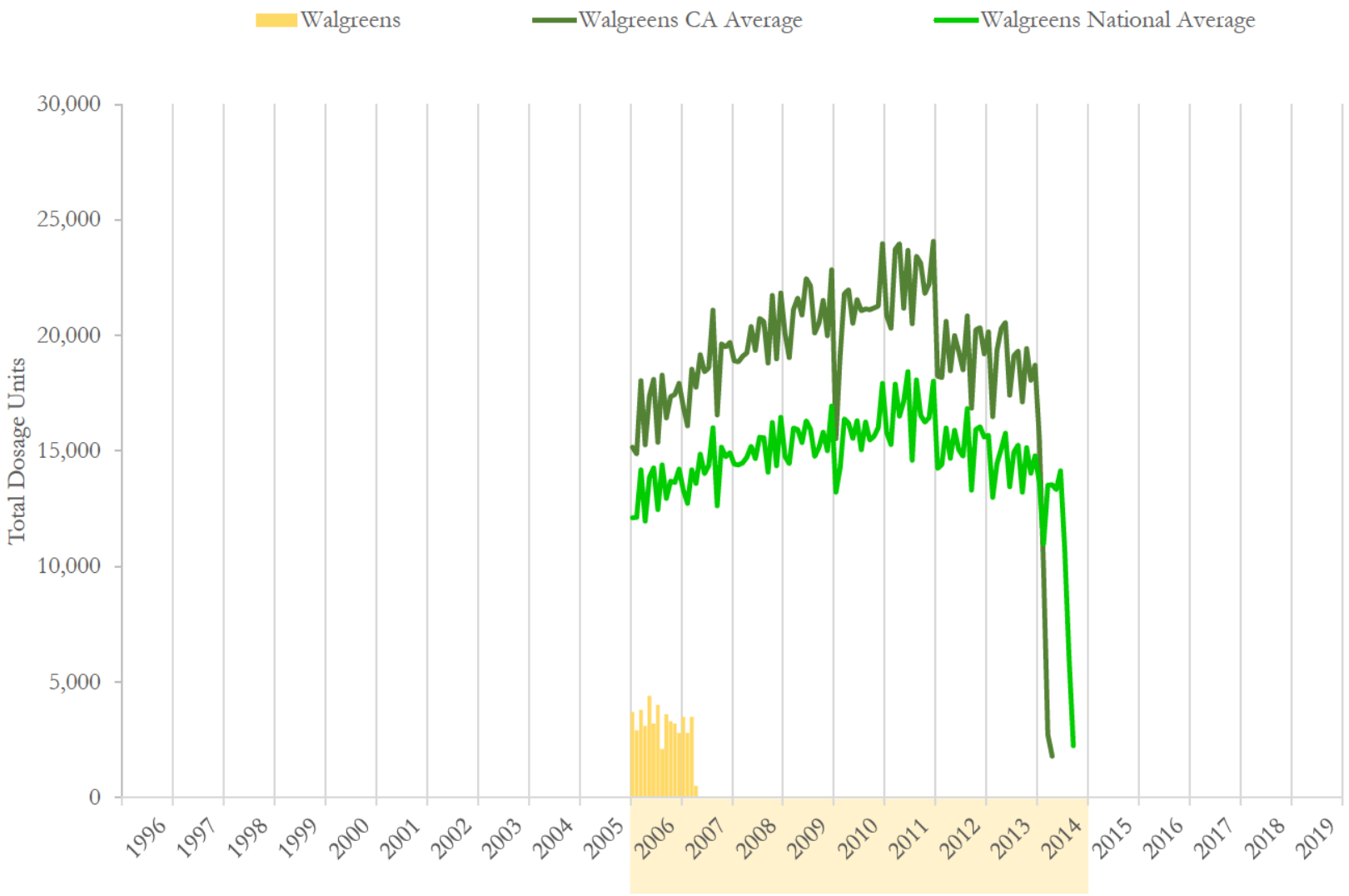

National and state averages reflect hydrocodone shipped from Walgreen Co to all active pharmacies each month.
Data source: ARCOS (2006-2014) and Defendant Distribution Data (Walgreens 1/2006 - 3/2014)

Walgreens # 00886 (1/1996 to 4/2007)
DEA: AW1365356
2125 Chestnut Street
San Francisco, CA 94123

Walgreen Co Hydrocodone Shipments to Walgreens # 00886

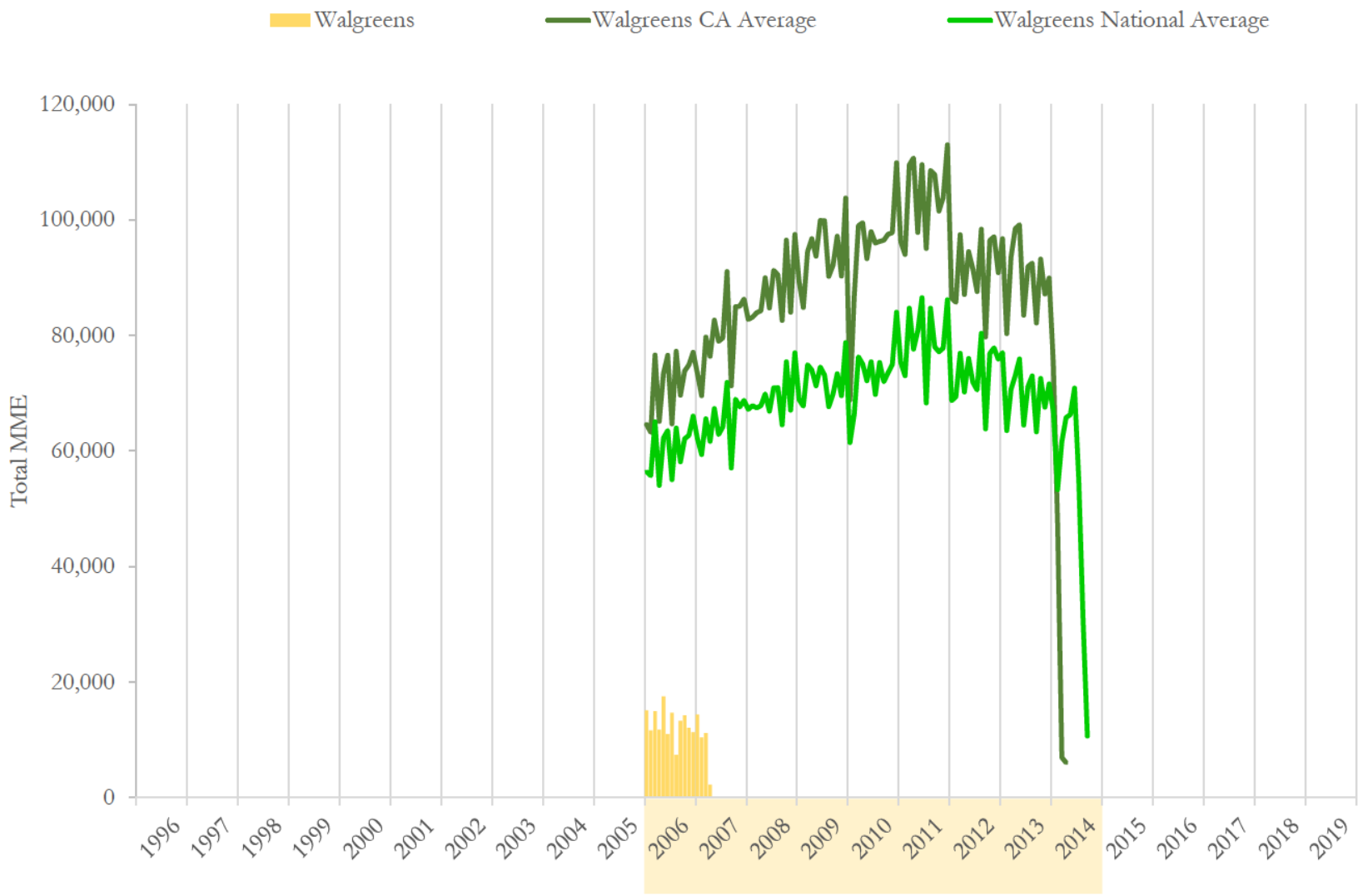

National and state averages reflect hydrocodone shipped from Walgreen Co to all active pharmacies each month.
Data source: ARCOS (2006-2014) and Defendant Distribution Data (Walgreens 1/2006 - 3/2014)

Walgreens # 00886 (1/1996 to 4/2007)
DEA: AW1365356
2125 Chestnut Street
San Francisco, CA 94123

Walgreen Co Hydrocodone Shipments to Walgreens # 00886

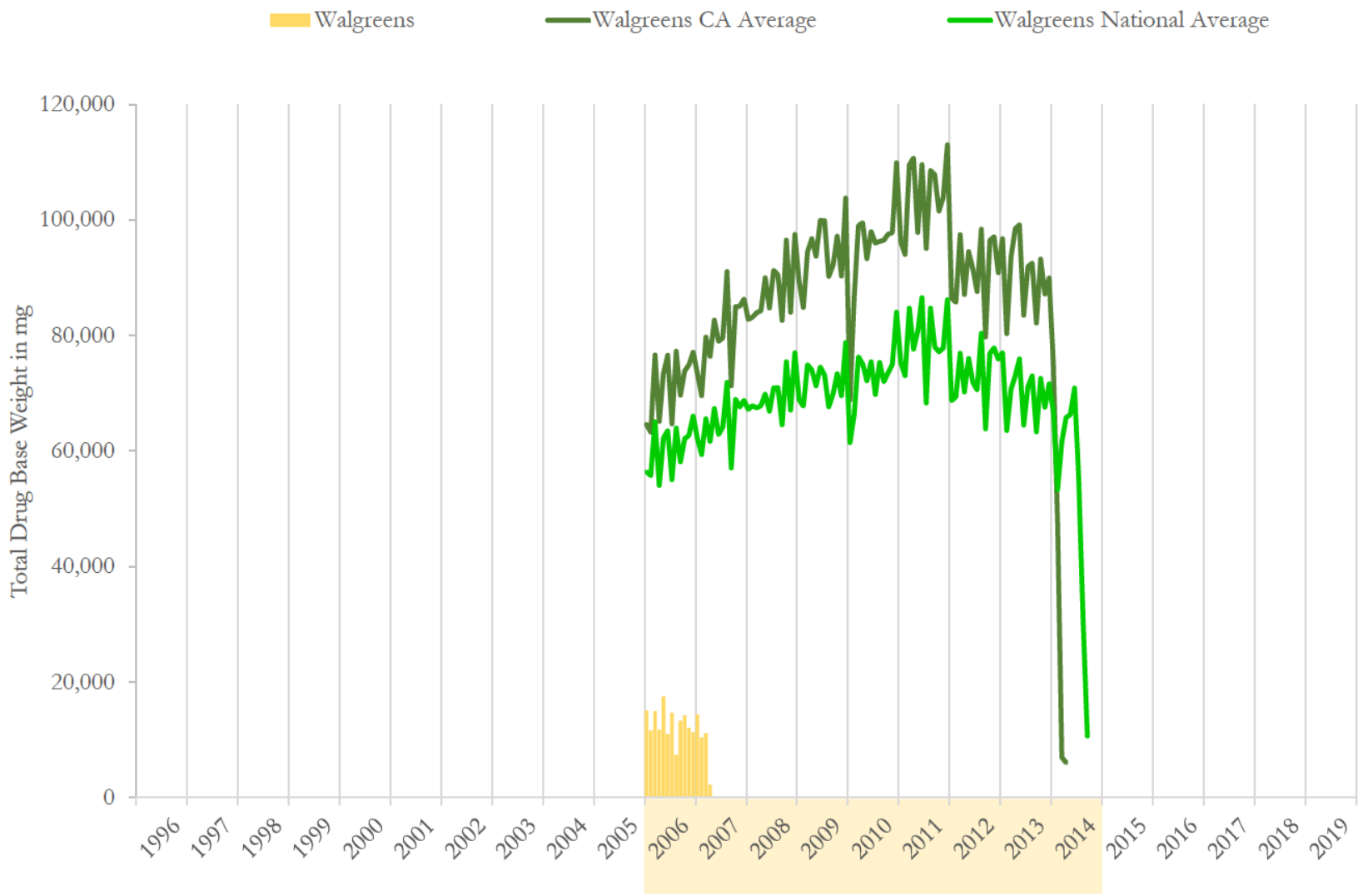

National and state averages reflect hydrocodone shipped from Walgreen Co to all active pharmacies each month.
Data source: ARCOS (2006-2014) and Defendant Distribution Data (Walgreens 1/2006 - 3/2014)

Walgreens # 00886 (1/1996 to 4/2007)
DEA: AW1365356
2125 Chestnut Street
San Francisco, CA 94123

Walgreen Co Hydrocodone Shipments to Walgreens # 00886

	Dosage Units		MME		Drug Base Weight in mg	
Date	Walgreens	% Change	Walgreens	% Change	Walgreens	% Change
01/2006	3,700	n/a	15,102	n/a	15,102	n/a
02/2006	2,900	-21.6%	11,613	-23.1%	11,613	-23.1%
03/2006	3,800	31.0%	14,984	29.0%	14,984	29.0%
04/2006	3,100	-18.4%	11,805	-21.2%	11,805	-21.2%
05/2006	4,400	41.9%	17,524	48.4%	17,524	48.4%
06/2006	3,200	-27.3%	11,032	-37.0%	11,032	-37.0%
07/2006	4,000	25.0%	14,681	33.1%	14,681	33.1%
08/2006	2,100	-47.5%	7,400	-49.6%	7,400	-49.6%
09/2006	3,600	71.4%	13,319	80.0%	13,319	80.0%
10/2006	3,300	-8.3%	14,227	6.8%	14,227	6.8%
11/2006	3,200	-3.0%	12,076	-15.1%	12,076	-15.1%
12/2006	2,800	-12.5%	11,303	-6.4%	11,303	-6.4%
01/2007	3,500	25.0%	14,362	27.1%	14,362	27.1%
02/2007	2,800	-20.0%	10,403	-27.6%	10,403	-27.6%
03/2007	3,500	25.0%	11,200	7.7%	11,200	7.7%
04/2007	500	-85.7%	2,270	-79.7%	2,270	-79.7%
05/2007	0	-100.0%	0	-100.0%	0	-100.0%
06/2007	0	n/a	0	n/a	0	n/a
07/2007	0	n/a	0	n/a	0	n/a
08/2007	0	n/a	0	n/a	0	n/a
09/2007	0	n/a	0	n/a	0	n/a
10/2007	0	n/a	0	n/a	0	n/a
11/2007	0	n/a	0	n/a	0	n/a
12/2007	0	n/a	0	n/a	0	n/a

Data source: ARCOS (2006-2014) and Defendant Distribution Data (Walgreens 1/2006 - 3/2014)

Walgreens # 00886 (1/1996 to 4/2007)
DEA: AW1365356
2125 Chestnut Street
San Francisco, CA 94123

Walgreen Co Hydrocodone Shipments to Walgreens # 00886

	Dosage Units		MME		Drug Base Weight in mg	
Date	Walgreens	% Change	Walgreens	% Change	Walgreens	% Change
1996	0		0		0	
1997	0	n/a	0	n/a	0	n/a
1998	0	n/a	0	n/a	0	n/a
1999	0	n/a	0	n/a	0	n/a
2000	0	n/a	0	n/a	0	n/a
2001	0	n/a	0	n/a	0	n/a
2002	0	n/a	0	n/a	0	n/a
2003	0	n/a	0	n/a	0	n/a
2004	0	n/a	0	n/a	0	n/a
2005	0	n/a	0	n/a	0	n/a
2006	40,100	n/a	155,066	n/a	155,066	n/a
2007	10,300	-74.3%	38,235	-75.3%	38,235	-75.3%
2008	0	-100.0%	0	-100.0%	0	-100.0%
2009	0	n/a	0	n/a	0	n/a
2010	0	n/a	0	n/a	0	n/a
2011	0	n/a	0	n/a	0	n/a
2012	0	n/a	0	n/a	0	n/a
2013	0	n/a	0	n/a	0	n/a
2014	0	n/a	0	n/a	0	n/a
2015	0	n/a	0	n/a	0	n/a
2016	0	n/a	0	n/a	0	n/a
2017	0	n/a	0	n/a	0	n/a
2018	0	n/a	0	n/a	0	n/a
2019	0	n/a	0	n/a	0	n/a
Total	**50,400**		**193,300**		**193,300**	

Data source: ARCOS (2006-2014) and Defendant Distribution Data (Walgreens 1/2006 - 3/2014)

Walgreens # 00886 (1/1996 to 4/2007)
DEA: AW1365356
2125 Chestnut Street
San Francisco, CA 94123

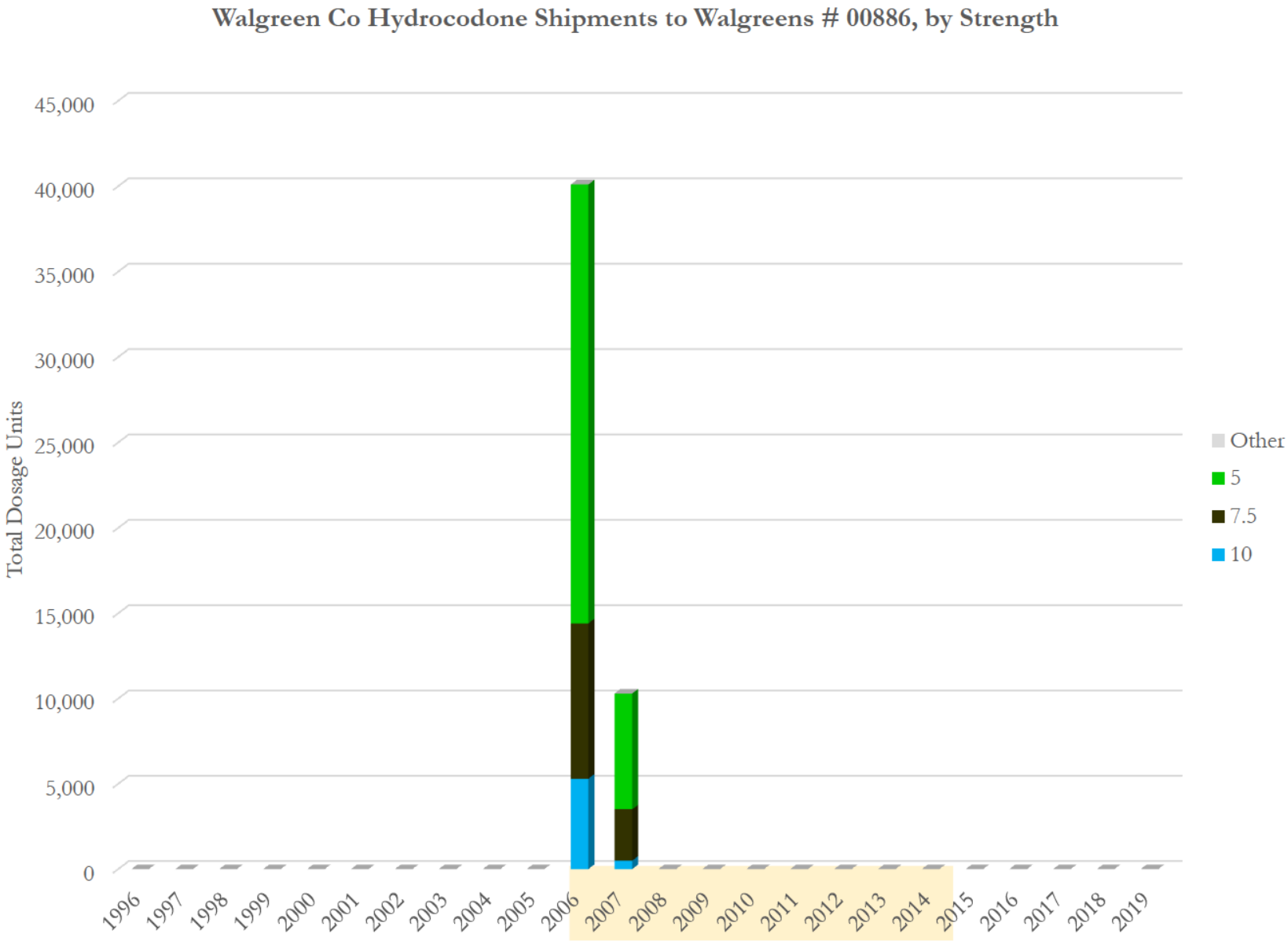

Data source: ARCOS (2006-2014) and Defendant Distribution Data (Walgreens 1/2006 - 3/2014)

Walgreens # 00886 (1/1996 to 4/2007)
DEA: AW1365356
2125 Chestnut Street
San Francisco, CA 94123

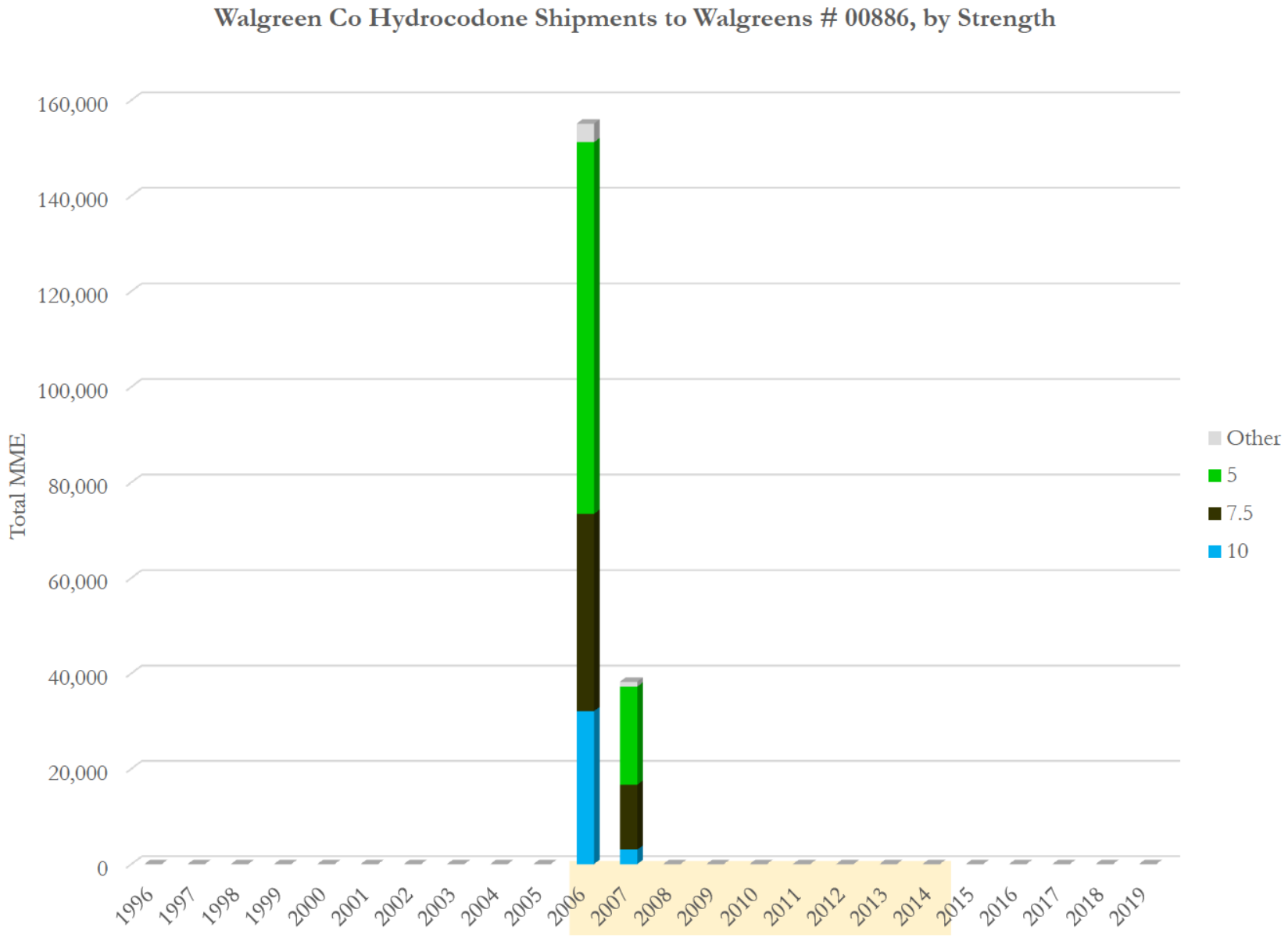

Data source: ARCOS (2006-2014) and Defendant Distribution Data (Walgreens 1/2006 - 3/2014)

Walgreens # 00886 (1/1996 to 4/2007)
DEA: AW1365356
2125 Chestnut Street
San Francisco, CA 94123

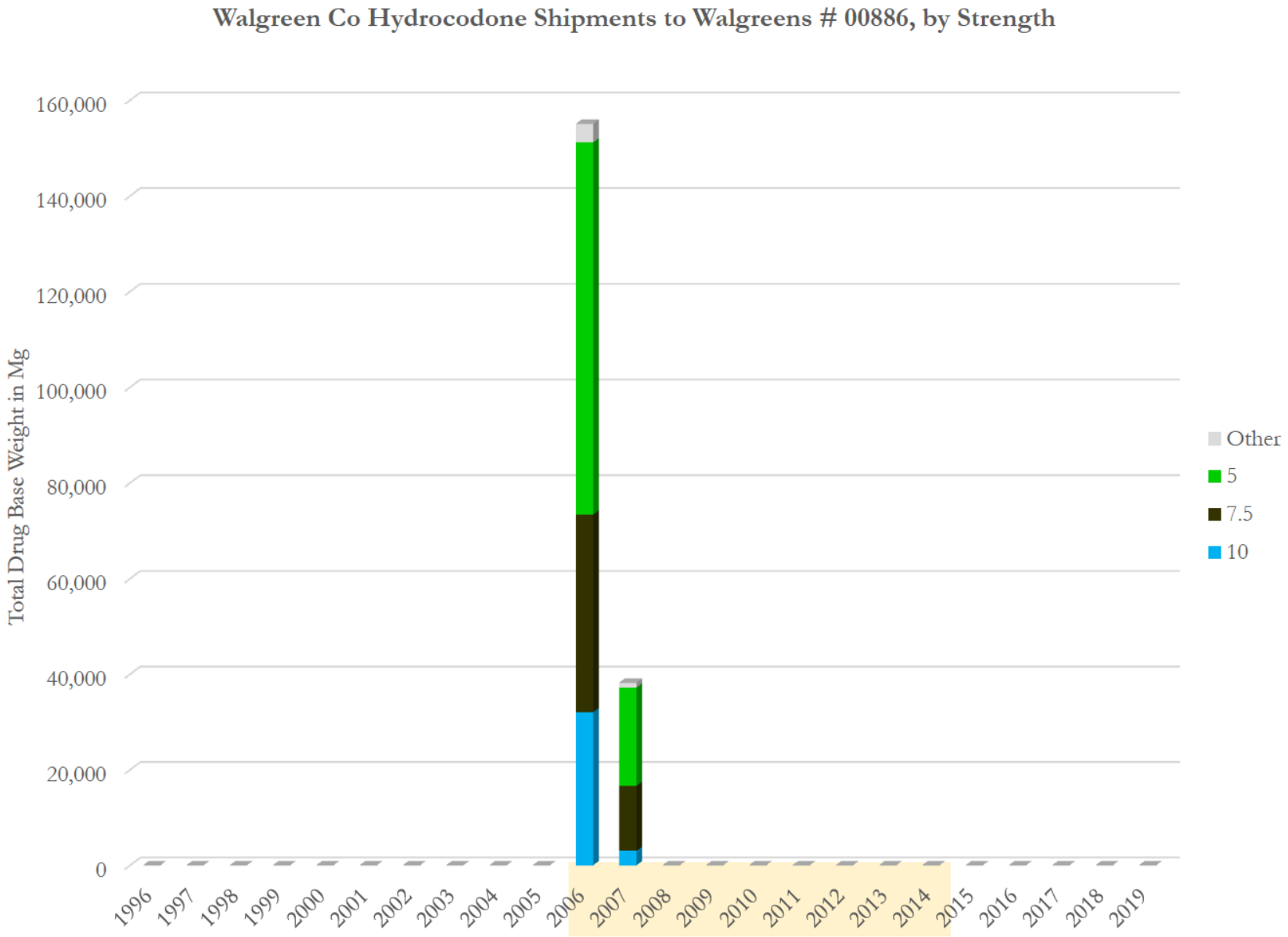

Data source: ARCOS (2006-2014) and Defendant Distribution Data (Walgreens 1/2006 - 3/2014)

Walgreens # 00886 (1/1996 to 4/2007)
DEA: AW1365356
2125 Chestnut Street
San Francisco, CA 94123

Walgreen Co Hydrocodone Shipments to Walgreens # 00886, by Strength
(Total Dosage Units)

Strength Year\	10	7.5	5	Other	Total	Avg. Str
1996	0	0	0	0	**0**	
1997	0	0	0	0	**0**	
1998	0	0	0	0	**0**	
1999	0	0	0	0	**0**	
2000	0	0	0	0	**0**	
2001	0	0	0	0	**0**	
2002	0	0	0	0	**0**	
2003	0	0	0	0	**0**	
2004	0	0	0	0	**0**	
2005	0	0	0	0	**0**	
2006	5,300	9,100	25,700	0	**40,100**	6.23
2007	500	3,000	6,800	0	**10,300**	5.97
2008	0	0	0	0	**0**	
2009	0	0	0	0	**0**	
2010	0	0	0	0	**0**	
2011	0	0	0	0	**0**	
2012	0	0	0	0	**0**	
2013	0	0	0	0	**0**	
2014	0	0	0	0	**0**	
2015	0	0	0	0	**0**	
2016	0	0	0	0	**0**	
2017	0	0	0	0	**0**	
2018	0	0	0	0	**0**	
2019	0	0	0	0	**0**	
Total	**5,800**	**12,100**	**32,500**	**0**	**50,400**	6.18

Data source: ARCOS (2006-2014) and Defendant Distribution Data (Walgreens 1/2006 - 3/2014)

Walgreens # 00886 (1/1996 to 4/2007)
DEA: AW1365356
2125 Chestnut Street
San Francisco, CA 94123

Walgreen Co Hydrocodone Shipments to Walgreens # 00886, by Strength (Total MME)

Strength Year\	10	7.5	5	Other	Total	Avg. Str
1996	0	0	0	0	**0**	
1997	0	0	0	0	**0**	
1998	0	0	0	0	**0**	
1999	0	0	0	0	**0**	
2000	0	0	0	0	**0**	
2001	0	0	0	0	**0**	
2002	0	0	0	0	**0**	
2003	0	0	0	0	**0**	
2004	0	0	0	0	**0**	
2005	0	0	0	0	**0**	
2006	32,086	41,319	77,794	3,867	**155,066**	6.23
2007	3,027	13,622	20,584	1,003	**38,235**	5.97
2008	0	0	0	0	**0**	
2009	0	0	0	0	**0**	
2010	0	0	0	0	**0**	
2011	0	0	0	0	**0**	
2012	0	0	0	0	**0**	
2013	0	0	0	0	**0**	
2014	0	0	0	0	**0**	
2015	0	0	0	0	**0**	
2016	0	0	0	0	**0**	
2017	0	0	0	0	**0**	
2018	0	0	0	0	**0**	
2019	0	0	0	0	**0**	
Total	**35,113**	**54,940**	**98,378**	**4,870**	**193,300**	6.18

Data source: ARCOS (2006-2014) and Defendant Distribution Data (Walgreens 1/2006 - 3/2014)

Walgreens # 00886 (1/1996 to 4/2007)
DEA: AW1365356
2125 Chestnut Street
San Francisco, CA 94123

Walgreen Co Hydrocodone Shipments to Walgreens # 00886, by Strength
(Total Drug Base Weight in Milligram)

Strength Year\	10	7.5	5	Other	Total	Avg. Str
1996	0	0	0	0	**0**	
1997	0	0	0	0	**0**	
1998	0	0	0	0	**0**	
1999	0	0	0	0	**0**	
2000	0	0	0	0	**0**	
2001	0	0	0	0	**0**	
2002	0	0	0	0	**0**	
2003	0	0	0	0	**0**	
2004	0	0	0	0	**0**	
2005	0	0	0	0	**0**	
2006	32,086	41,319	77,794	3,867	**155,066**	6.23
2007	3,027	13,622	20,584	1,003	**38,235**	5.97
2008	0	0	0	0	**0**	
2009	0	0	0	0	**0**	
2010	0	0	0	0	**0**	
2011	0	0	0	0	**0**	
2012	0	0	0	0	**0**	
2013	0	0	0	0	**0**	
2014	0	0	0	0	**0**	
2015	0	0	0	0	**0**	
2016	0	0	0	0	**0**	
2017	0	0	0	0	**0**	
2018	0	0	0	0	**0**	
2019	0	0	0	0	**0**	
Total	**35,113**	**54,940**	**98,378**	**4,870**	**193,300**	6.18

Data source: ARCOS (2006-2014) and Defendant Distribution Data (Walgreens 1/2006 - 3/2014)

Walgreens # 04680 (12/2010 to 12/2017)
DEA: FW2362870
730 Market St
San Francisco, CA 94102

Walgreen Co Oxycodone Shipments to Walgreens # 04680

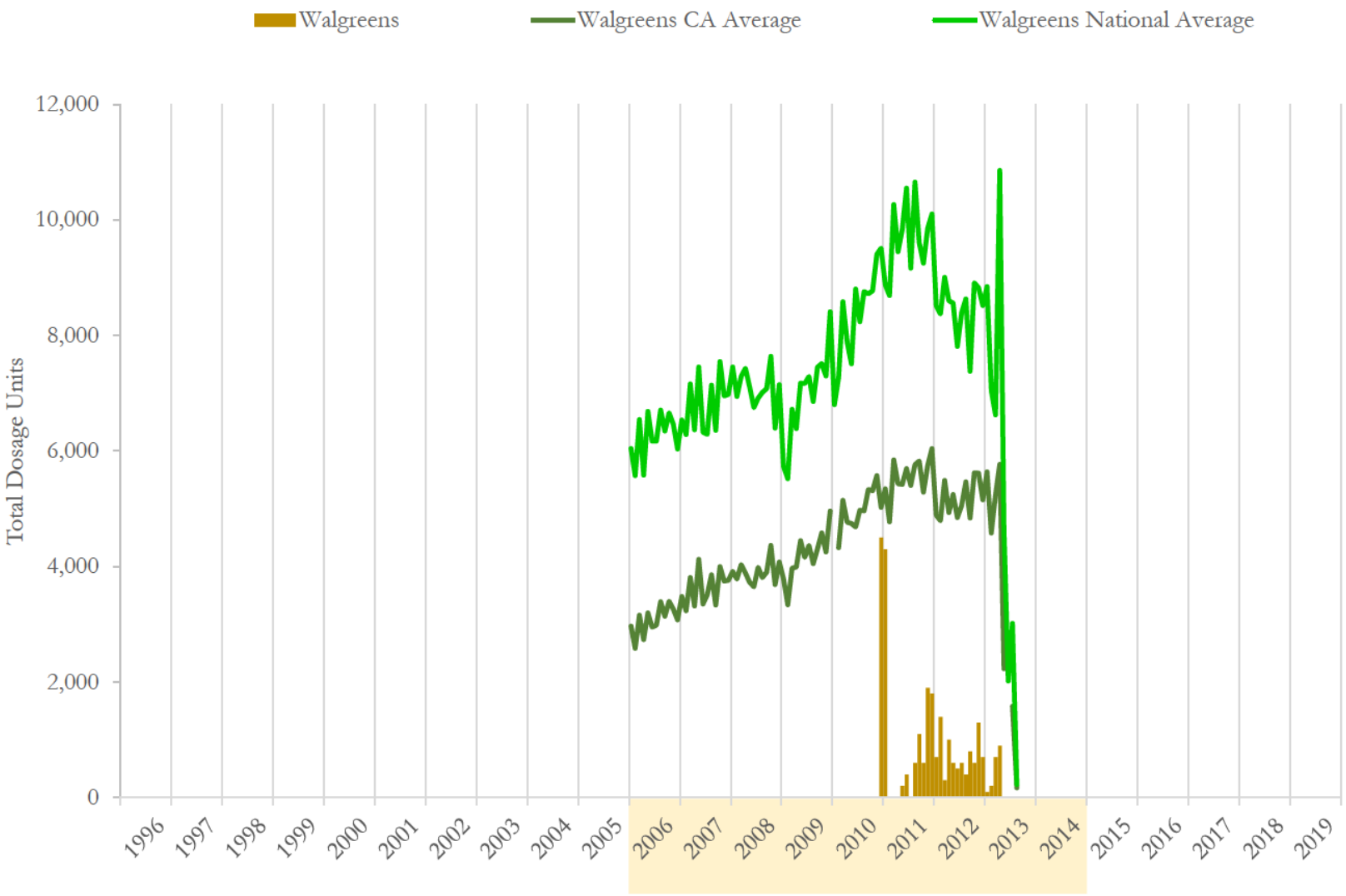

National and state averages reflect oxycodone shipped from Walgreen Co to all active pharmacies each month.
Data source: ARCOS (2006-2014) and Defendant Distribution Data (Walgreens 1/2006 - 3/2014)

Walgreens # 04680 (12/2010 to 12/2017)
DEA: FW2362870
730 Market St
San Francisco, CA 94102

Walgreen Co Oxycodone Shipments to Walgreens # 04680

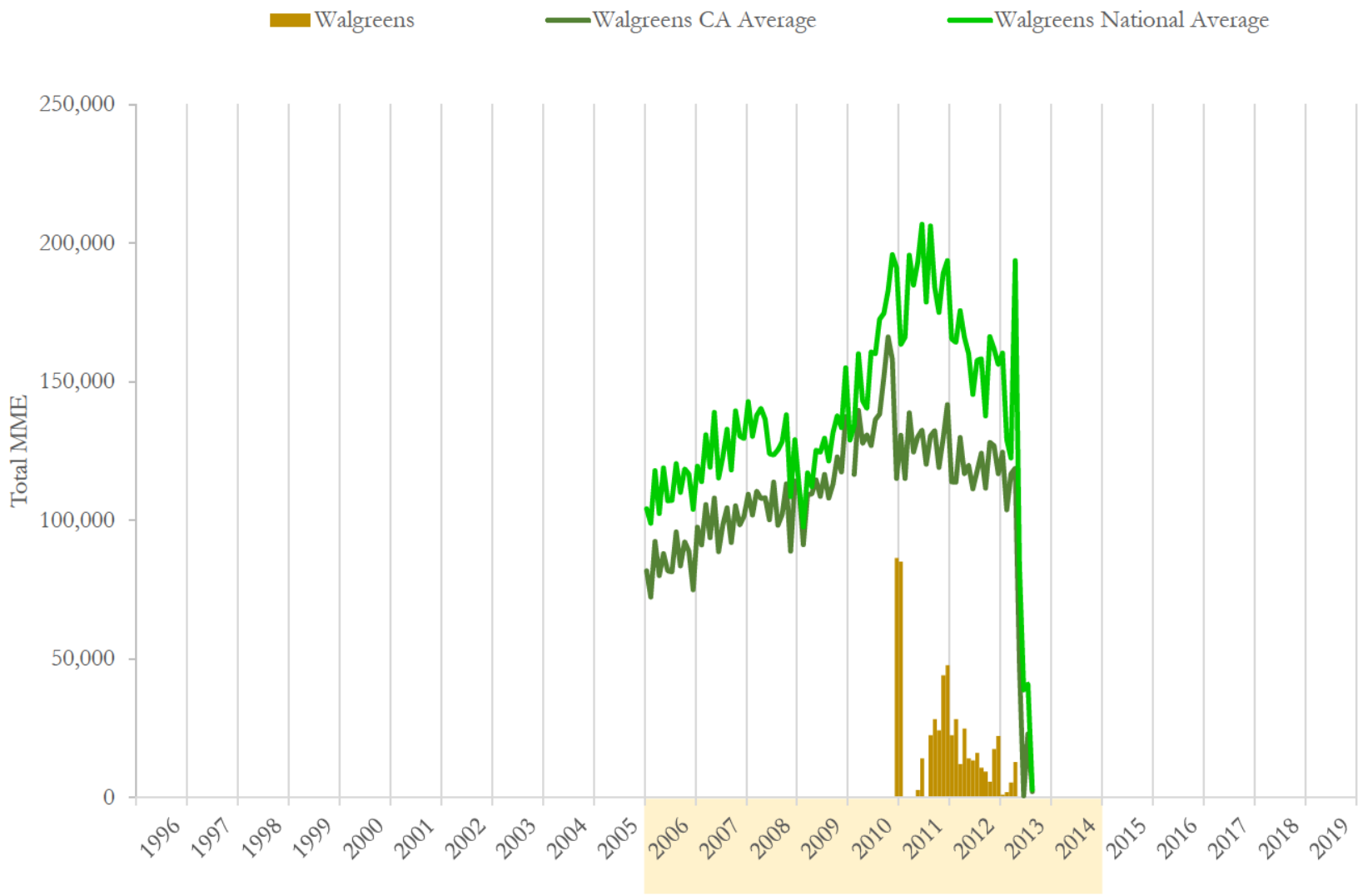

National and state averages reflect oxycodone shipped from Walgreen Co to all active pharmacies each month.
Data source: ARCOS (2006-2014) and Defendant Distribution Data (Walgreens 1/2006 - 3/2014)

Walgreens # 04680 (12/2010 to 12/2017)
DEA: FW2362870
730 Market St
San Francisco, CA 94102

Walgreen Co Oxycodone Shipments to Walgreens # 04680

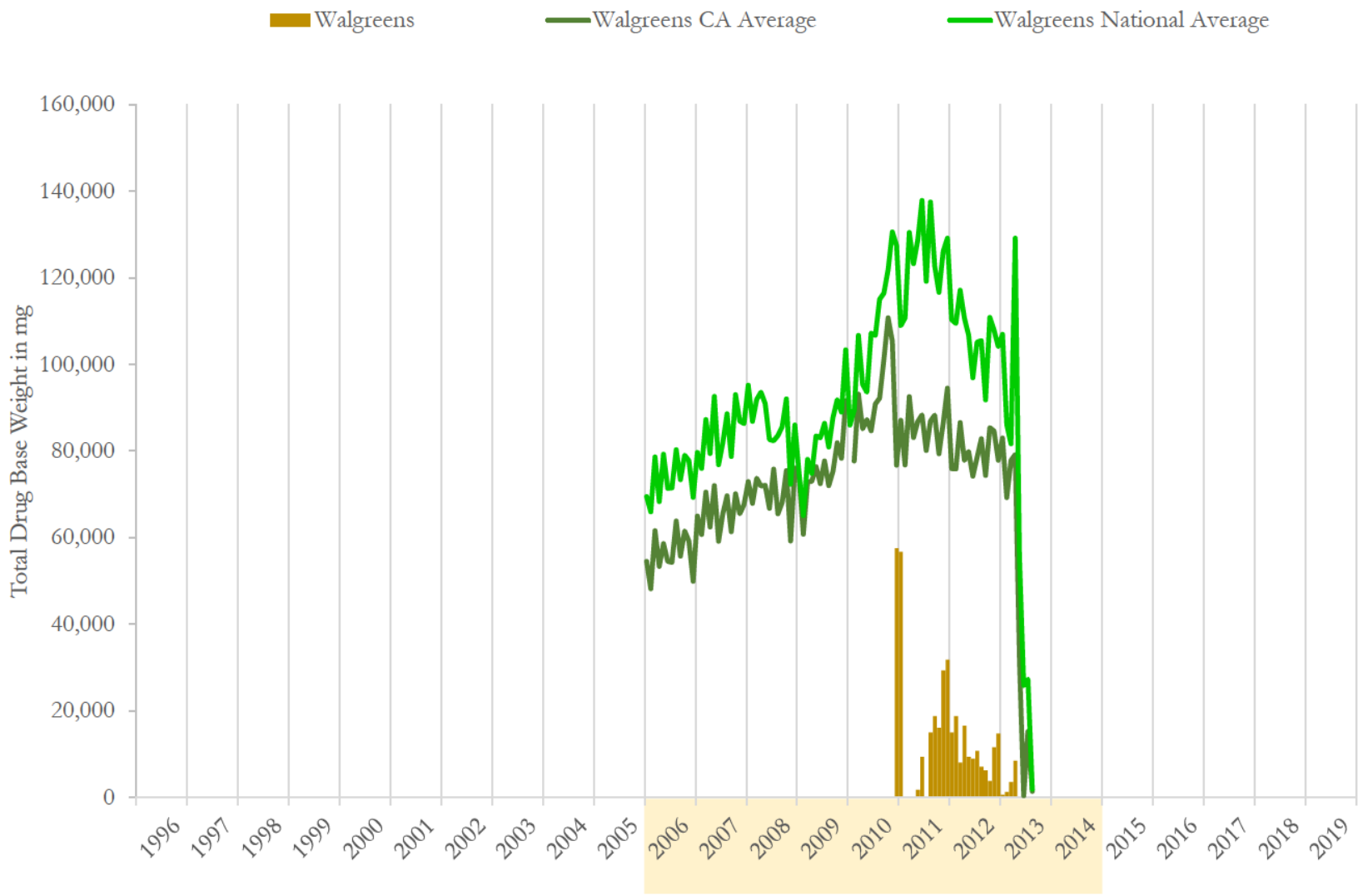

National and state averages reflect oxycodone shipped from Walgreen Co to all active pharmacies each month.
Data source: ARCOS (2006-2014) and Defendant Distribution Data (Walgreens 1/2006 - 3/2014)

Walgreen Co Oxycodone Shipments to Walgreens # 04680

	Dosage Units		MME		Drug Base Weight in mg	
Date	Walgreens	% Change	Walgreens	% Change	Walgreens	% Change
01/2010	0	n/a	0	n/a	0	n/a
02/2010	0	n/a	0	n/a	0	n/a
03/2010	0	n/a	0	n/a	0	n/a
04/2010	0	n/a	0	n/a	0	n/a
05/2010	0	n/a	0	n/a	0	n/a
06/2010	0	n/a	0	n/a	0	n/a
07/2010	0	n/a	0	n/a	0	n/a
08/2010	0	n/a	0	n/a	0	n/a
09/2010	0	n/a	0	n/a	0	n/a
10/2010	0	n/a	0	n/a	0	n/a
11/2010	0	n/a	0	n/a	0	n/a
12/2010	4,500	n/a	86,400	n/a	57,600	n/a
01/2011	4,300	-4.4%	85,055	-1.6%	56,704	-1.6%
02/2011	0	-100.0%	0	-100.0%	0	-100.0%
03/2011	0	n/a	0	n/a	0	n/a
04/2011	0	n/a	0	n/a	0	n/a
05/2011	200	n/a	2,690	n/a	1,793	n/a
06/2011	400	100.0%	14,120	425.0%	9,413	425.0%
07/2011	0	-100.0%	0	-100.0%	0	-100.0%
08/2011	600	n/a	22,525	n/a	15,016	n/a
09/2011	1,100	83.3%	28,240	25.4%	18,827	25.4%
10/2011	600	-45.5%	24,206	-14.3%	16,137	-14.3%
11/2011	1,900	216.7%	44,041	81.9%	29,360	81.9%
12/2011	1,800	-5.3%	47,739	8.4%	31,826	8.4%

Data source: ARCOS (2006-2014) and Defendant Distribution Data (Walgreens 1/2006 - 3/2014)

Walgreen Co Oxycodone Shipments to Walgreens # 04680

	Dosage Units		MME		Drug Base Weight in mg	
Date	Walgreens	% Change	Walgreens	% Change	Walgreens	% Change
01/2012	700	-61.1%	22,525	-52.8%	15,016	-52.8%
02/2012	1,400	100.0%	28,240	25.4%	18,827	25.4%
03/2012	300	-78.6%	12,103	-57.1%	8,069	-57.1%
04/2012	1,000	233.3%	24,878	105.6%	16,585	105.6%
05/2012	600	-40.0%	14,120	-43.2%	9,413	-43.2%
06/2012	500	-16.7%	13,448	-4.8%	8,965	-4.8%
07/2012	600	20.0%	16,137	20.0%	10,758	20.0%
08/2012	400	-33.3%	10,758	-33.3%	7,172	-33.3%
09/2012	800	100.0%	9,413	-12.5%	6,276	-12.5%
10/2012	600	-25.0%	5,715	-39.3%	3,810	-39.3%
11/2012	1,300	116.7%	17,482	205.9%	11,655	205.9%
12/2012	700	-46.2%	22,188	26.9%	14,792	26.9%
01/2013	100	-85.7%	1,009	-95.5%	672	-95.5%
02/2013	200	100.0%	2,017	100.0%	1,345	100.0%
03/2013	700	250.0%	5,379	166.7%	3,586	166.7%
04/2013	900	28.6%	12,775	137.5%	8,517	137.5%
05/2013	0	-100.0%	0	-100.0%	0	-100.0%
06/2013	0	n/a	0	n/a	0	n/a
07/2013	0	n/a	0	n/a	0	n/a
08/2013	0	n/a	0	n/a	0	n/a
09/2013	0	n/a	0	n/a	0	n/a
10/2013	0	n/a	0	n/a	0	n/a
11/2013	0	n/a	0	n/a	0	n/a
12/2013	0	n/a	0	n/a	0	n/a

Data source: ARCOS (2006-2014) and Defendant Distribution Data (Walgreens 1/2006 - 3/2014)

Walgreens # 04680 (12/2010 to 12/2017)
DEA: FW2362870
730 Market St
San Francisco, CA 94102

Walgreen Co Oxycodone Shipments to Walgreens # 04680

	Dosage Units		MME		Drug Base Weight in mg	
Date	**Walgreens**	**% Change**	**Walgreens**	**% Change**	**Walgreens**	**% Change**
1996	0		0		0	
1997	0	n/a	0	n/a	0	n/a
1998	0	n/a	0	n/a	0	n/a
1999	0	n/a	0	n/a	0	n/a
2000	0	n/a	0	n/a	0	n/a
2001	0	n/a	0	n/a	0	n/a
2002	0	n/a	0	n/a	0	n/a
2003	0	n/a	0	n/a	0	n/a
2004	0	n/a	0	n/a	0	n/a
2005	0	n/a	0	n/a	0	n/a
2006	0	n/a	0	n/a	0	n/a
2007	0	n/a	0	n/a	0	n/a
2008	0	n/a	0	n/a	0	n/a
2009	0	n/a	0	n/a	0	n/a
2010	4,500	n/a	86,400	n/a	57,600	n/a
2011	10,900	142.2%	268,614	210.9%	179,076	210.9%
2012	8,900	-18.3%	197,006	-26.7%	131,337	-26.7%
2013	1,900	-78.7%	21,180	-89.2%	14,120	-89.2%
2014	0	-100.0%	0	-100.0%	0	-100.0%
2015	0	n/a	0	n/a	0	n/a
2016	0	n/a	0	n/a	0	n/a
2017	0	n/a	0	n/a	0	n/a
2018	0	n/a	0	n/a	0	n/a
2019	0	n/a	0	n/a	0	n/a
Total	**26,200**		**573,200**		**382,133**	

Data source: ARCOS (2006-2014) and Defendant Distribution Data (Walgreens 1/2006 - 3/2014)

Walgreens # 04680 (12/2010 to 12/2017)
DEA: FW2362870
730 Market St
San Francisco, CA 94102

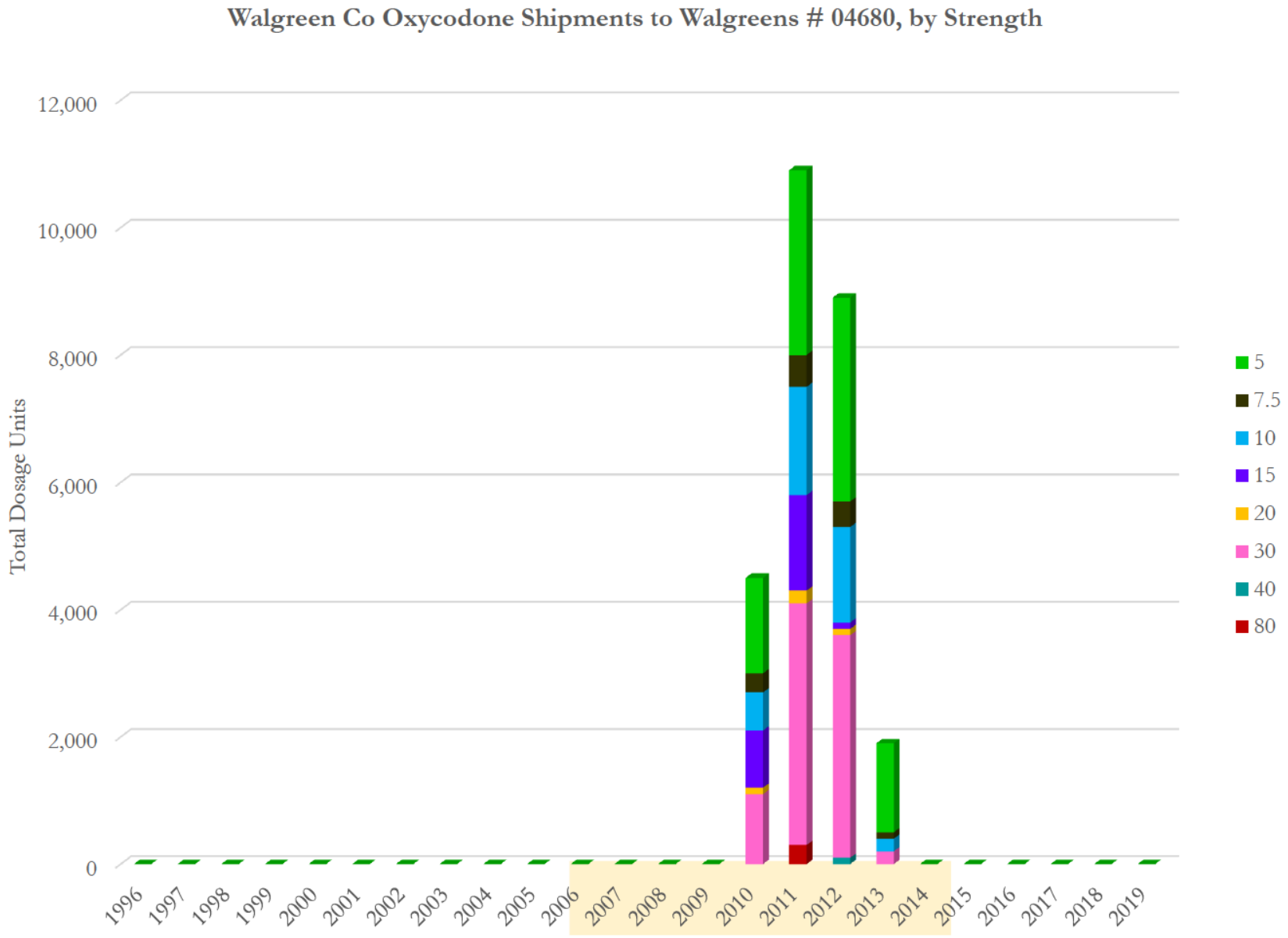

Data source: ARCOS (2006-2014) and Defendant Distribution Data (Walgreens 1/2006 - 3/2014)

Walgreens # 04680 (12/2010 to 12/2017)
DEA: FW2362870
730 Market St
San Francisco, CA 94102

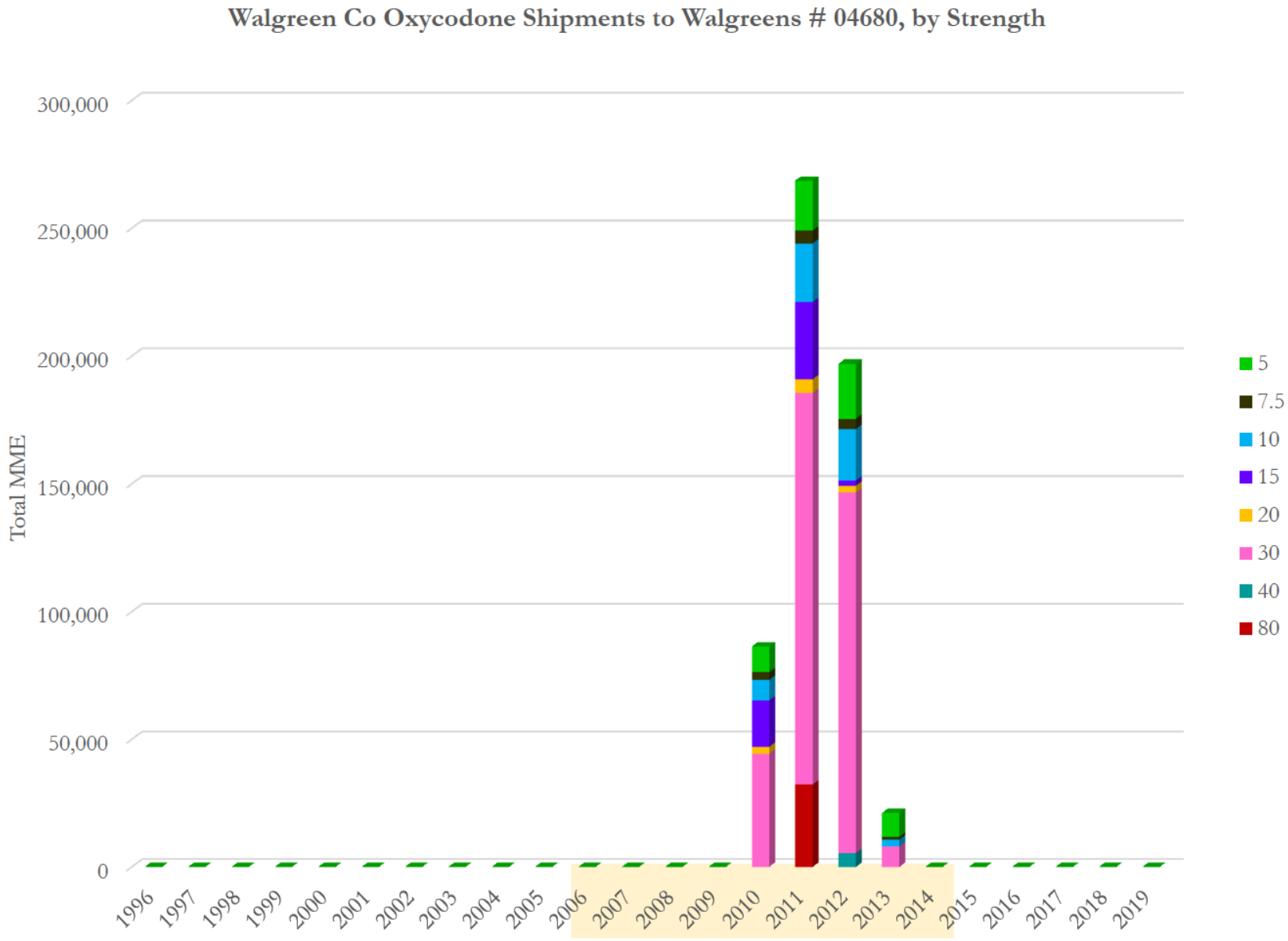

Data source: ARCOS (2006-2014) and Defendant Distribution Data (Walgreens 1/2006 - 3/2014)

Walgreens # 04680 (12/2010 to 12/2017)
DEA: FW2362870
730 Market St
San Francisco, CA 94102

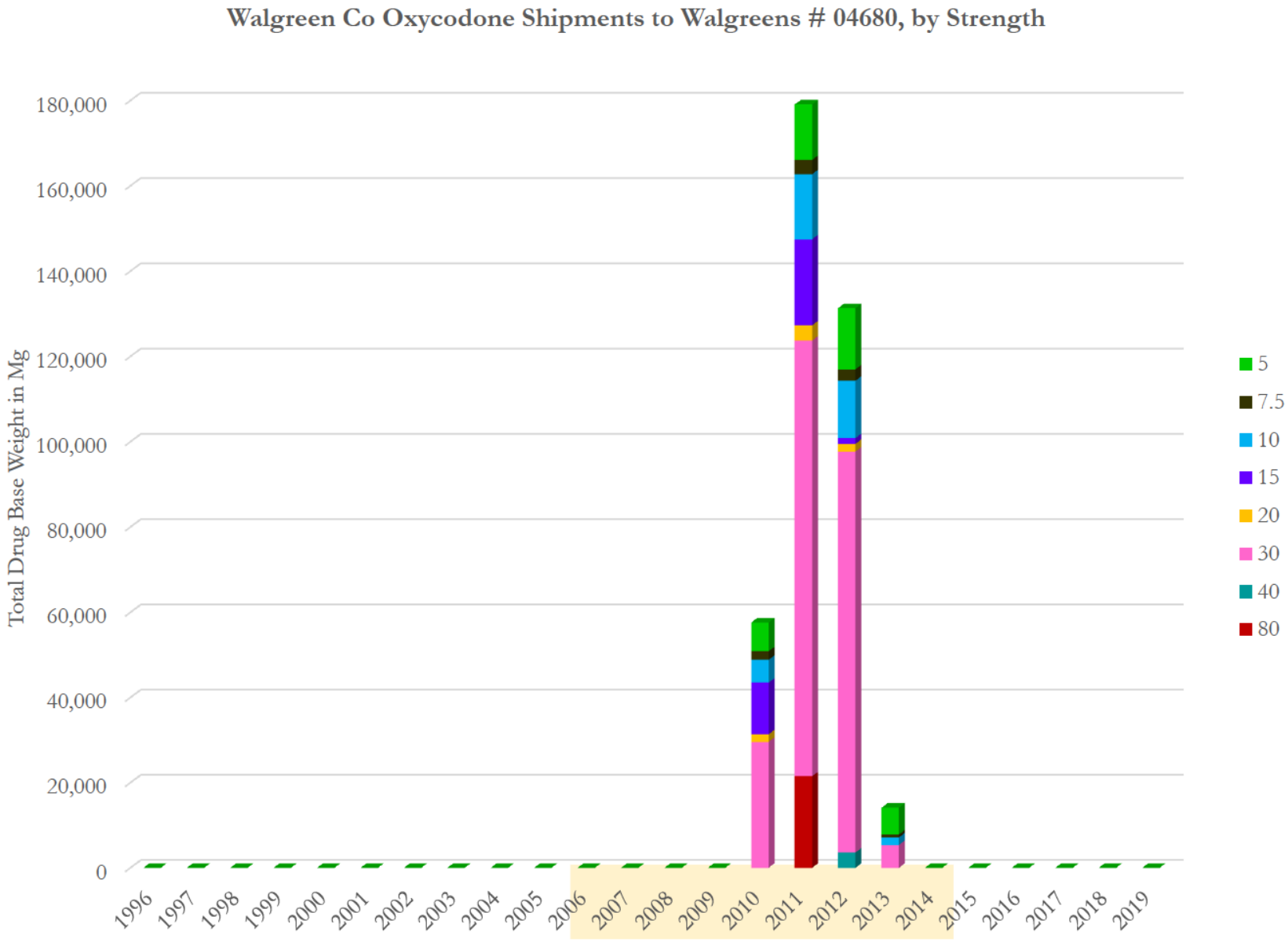

Data source: ARCOS (2006-2014) and Defendant Distribution Data (Walgreens 1/2006 - 3/2014)

Walgreens # 04680 (12/2010 to 12/2017)
DEA: FW2362870
730 Market St
San Francisco, CA 94102

Walgreen Co Oxycodone Shipments to Walgreens # 04680, by Strength
(Total Dosage Units)

Strength Year\	80	40	30	20	15	10	7.5	5	Total	Avg. Str
1996	0	0	0	0	0	0	0	0	**0**	
1997	0	0	0	0	0	0	0	0	**0**	
1998	0	0	0	0	0	0	0	0	**0**	
1999	0	0	0	0	0	0	0	0	**0**	
2000	0	0	0	0	0	0	0	0	**0**	
2001	0	0	0	0	0	0	0	0	**0**	
2002	0	0	0	0	0	0	0	0	**0**	
2003	0	0	0	0	0	0	0	0	**0**	
2004	0	0	0	0	0	0	0	0	**0**	
2005	0	0	0	0	0	0	0	0	**0**	
2006	0	0	0	0	0	0	0	0	**0**	
2007	0	0	0	0	0	0	0	0	**0**	
2008	0	0	0	0	0	0	0	0	**0**	
2009	0	0	0	0	0	0	0	0	**0**	
2010	0	0	1,100	100	900	600	300	1,500	**4,500**	14.28
2011	300	0	3,800	200	1,500	1,700	500	2,900	**10,900**	18.33
2012	0	100	3,500	100	100	1,500	400	3,200	**8,900**	16.46
2013	0	0	200	0	0	200	100	1,400	**1,900**	8.29
2014	0	0	0	0	0	0	0	0	**0**	
2015	0	0	0	0	0	0	0	0	**0**	
2016	0	0	0	0	0	0	0	0	**0**	
2017	0	0	0	0	0	0	0	0	**0**	
2018	0	0	0	0	0	0	0	0	**0**	
2019	0	0	0	0	0	0	0	0	**0**	
Total	**300**	**100**	**8,600**	**400**	**2,500**	**4,000**	**1,300**	**9,000**	**26,200**	16.27

Data source: ARCOS (2006-2014) and Defendant Distribution Data (Walgreens 1/2006 - 3/2014)

Walgreens # 04680 (12/2010 to 12/2017)
DEA: FW2362870
730 Market St
San Francisco, CA 94102

Walgreen Co Oxycodone Shipments to Walgreens # 04680, by Strength (Total MME)

Strength Year\	80	40	30	20	15	10	7.5	5	Total	Avg. Str
1996	0	0	0	0	0	0	0	0	**0**	
1997	0	0	0	0	0	0	0	0	**0**	
1998	0	0	0	0	0	0	0	0	**0**	
1999	0	0	0	0	0	0	0	0	**0**	
2000	0	0	0	0	0	0	0	0	**0**	
2001	0	0	0	0	0	0	0	0	**0**	
2002	0	0	0	0	0	0	0	0	**0**	
2003	0	0	0	0	0	0	0	0	**0**	
2004	0	0	0	0	0	0	0	0	**0**	
2005	0	0	0	0	0	0	0	0	**0**	
2006	0	0	0	0	0	0	0	0	**0**	
2007	0	0	0	0	0	0	0	0	**0**	
2008	0	0	0	0	0	0	0	0	**0**	
2009	0	0	0	0	0	0	0	0	**0**	
2010	0	0	44,377	2,690	18,154	8,069	3,026	10,086	**86,400**	14.28
2011	32,274	0	153,302	5,379	30,257	22,861	5,043	19,499	**268,614**	18.33
2012	0	5,379	141,199	2,690	2,017	20,171	4,034	21,516	**197,006**	16.46
2013	0	0	8,069	0	0	2,690	1,009	9,413	**21,180**	8.29
2014	0	0	0	0	0	0	0	0	**0**	
2015	0	0	0	0	0	0	0	0	**0**	
2016	0	0	0	0	0	0	0	0	**0**	
2017	0	0	0	0	0	0	0	0	**0**	
2018	0	0	0	0	0	0	0	0	**0**	
2019	0	0	0	0	0	0	0	0	**0**	
Total	**32,274**	**5,379**	**346,946**	**10,758**	**50,428**	**53,790**	**13,111**	**60,514**	**573,200**	16.27

Data source: ARCOS (2006-2014) and Defendant Distribution Data (Walgreens 1/2006 - 3/2014)

Walgreens # 04680 (12/2010 to 12/2017)
DEA: FW2362870
730 Market St
San Francisco, CA 94102

Walgreen Co Oxycodone Shipments to Walgreens # 04680, by Strength
(Total Drug Base Weight in Milligram)

Strength Year\	80	40	30	20	15	10	7.5	5	Total	Avg. Str
1996	0	0	0	0	0	0	0	0	**0**	
1997	0	0	0	0	0	0	0	0	**0**	
1998	0	0	0	0	0	0	0	0	**0**	
1999	0	0	0	0	0	0	0	0	**0**	
2000	0	0	0	0	0	0	0	0	**0**	
2001	0	0	0	0	0	0	0	0	**0**	
2002	0	0	0	0	0	0	0	0	**0**	
2003	0	0	0	0	0	0	0	0	**0**	
2004	0	0	0	0	0	0	0	0	**0**	
2005	0	0	0	0	0	0	0	0	**0**	
2006	0	0	0	0	0	0	0	0	**0**	
2007	0	0	0	0	0	0	0	0	**0**	
2008	0	0	0	0	0	0	0	0	**0**	
2009	0	0	0	0	0	0	0	0	**0**	
2010	0	0	29,585	1,793	12,103	5,379	2,017	6,724	**57,600**	14.28
2011	21,516	0	102,201	3,586	20,171	15,241	3,362	12,999	**179,076**	18.33
2012	0	3,586	94,133	1,793	1,345	13,448	2,690	14,344	**131,337**	16.46
2013	0	0	5,379	0	0	1,793	672	6,276	**14,120**	8.29
2014	0	0	0	0	0	0	0	0	**0**	
2015	0	0	0	0	0	0	0	0	**0**	
2016	0	0	0	0	0	0	0	0	**0**	
2017	0	0	0	0	0	0	0	0	**0**	
2018	0	0	0	0	0	0	0	0	**0**	
2019	0	0	0	0	0	0	0	0	**0**	
Total	**21,516**	**3,586**	**231,297**	**7,172**	**33,619**	**35,860**	**8,741**	**40,343**	**382,133**	16.27

Data source: ARCOS (2006-2014) and Defendant Distribution Data (Walgreens 1/2006 - 3/2014)

Walgreens # 04680 (12/2010 to 12/2017)
DEA: FW2362870
730 Market St
San Francisco, CA 94102

Walgreen Co Hydrocodone Shipments to Walgreens # 04680

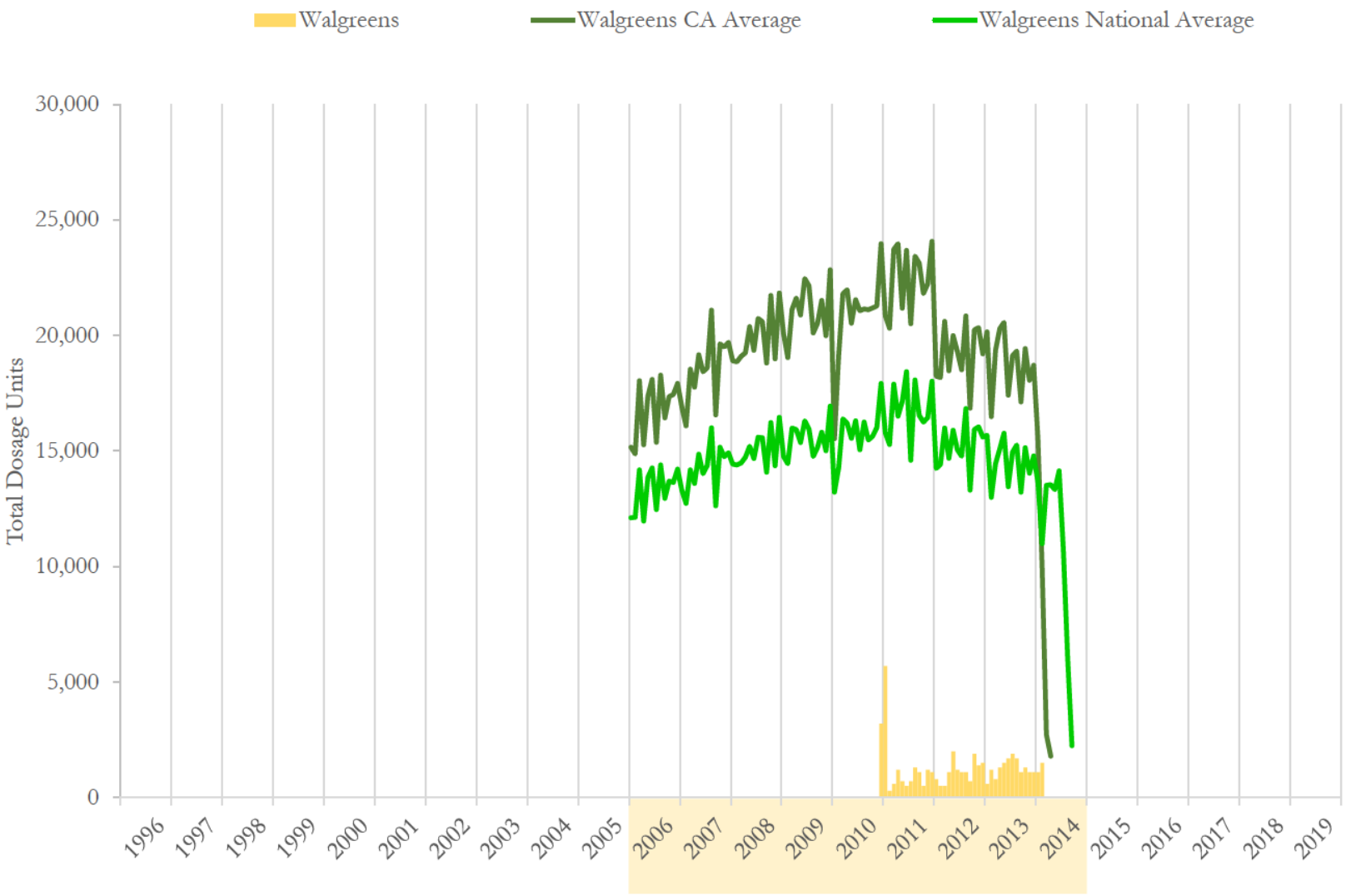

National and state averages reflect hydrocodone shipped from Walgreen Co to all active pharmacies each month.
Data source: ARCOS (2006-2014) and Defendant Distribution Data (Walgreens 1/2006 - 3/2014)

Walgreens # 04680 (12/2010 to 12/2017)
DEA: FW2362870
730 Market St
San Francisco, CA 94102

Walgreen Co Hydrocodone Shipments to Walgreens # 04680

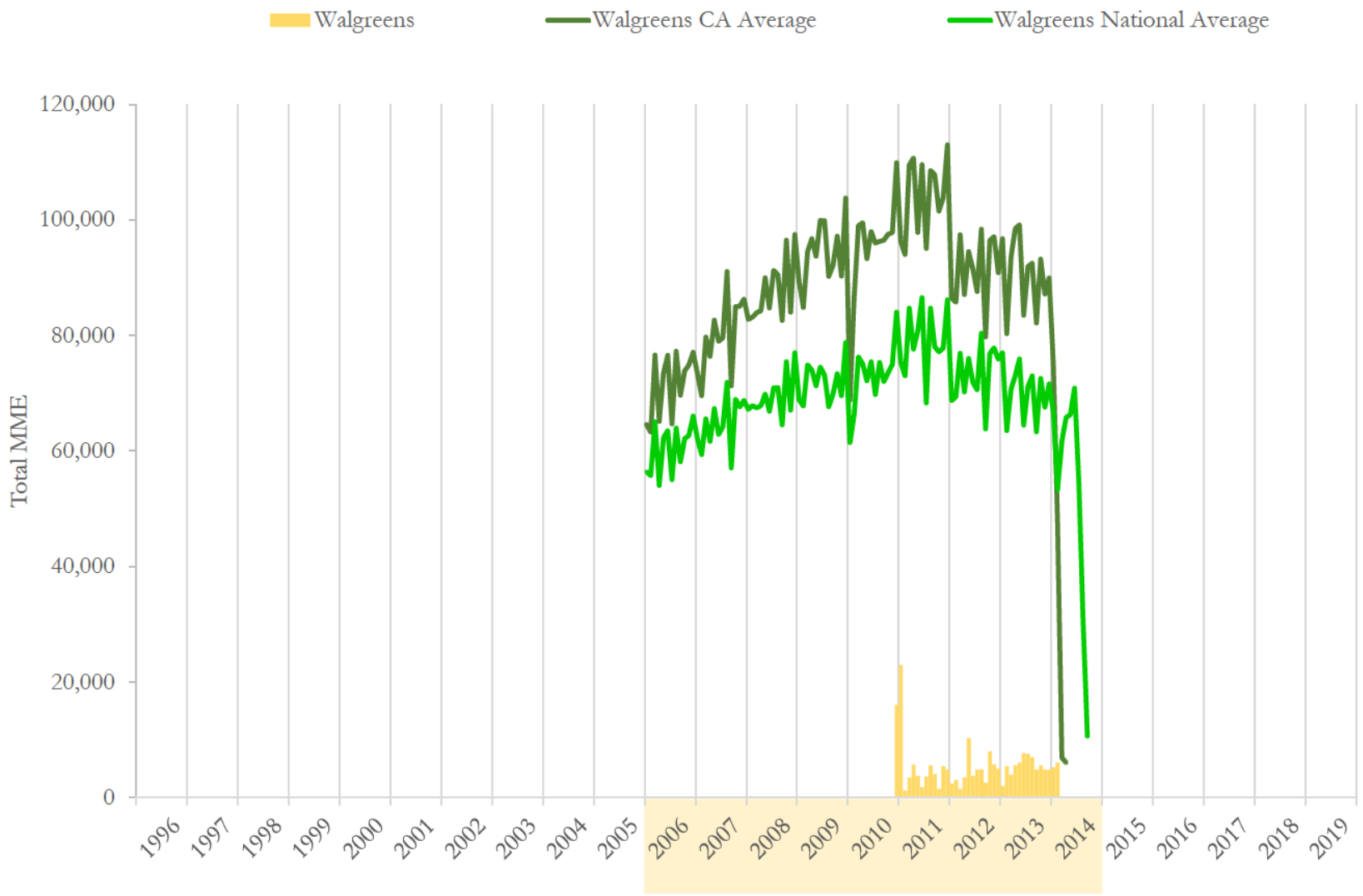

National and state averages reflect hydrocodone shipped from Walgreen Co to all active pharmacies each month.
Data source: ARCOS (2006-2014) and Defendant Distribution Data (Walgreens 1/2006 - 3/2014)

Walgreens # 04680 (12/2010 to 12/2017)
DEA: FW2362870
730 Market St
San Francisco, CA 94102

Walgreen Co Hydrocodone Shipments to Walgreens # 04680

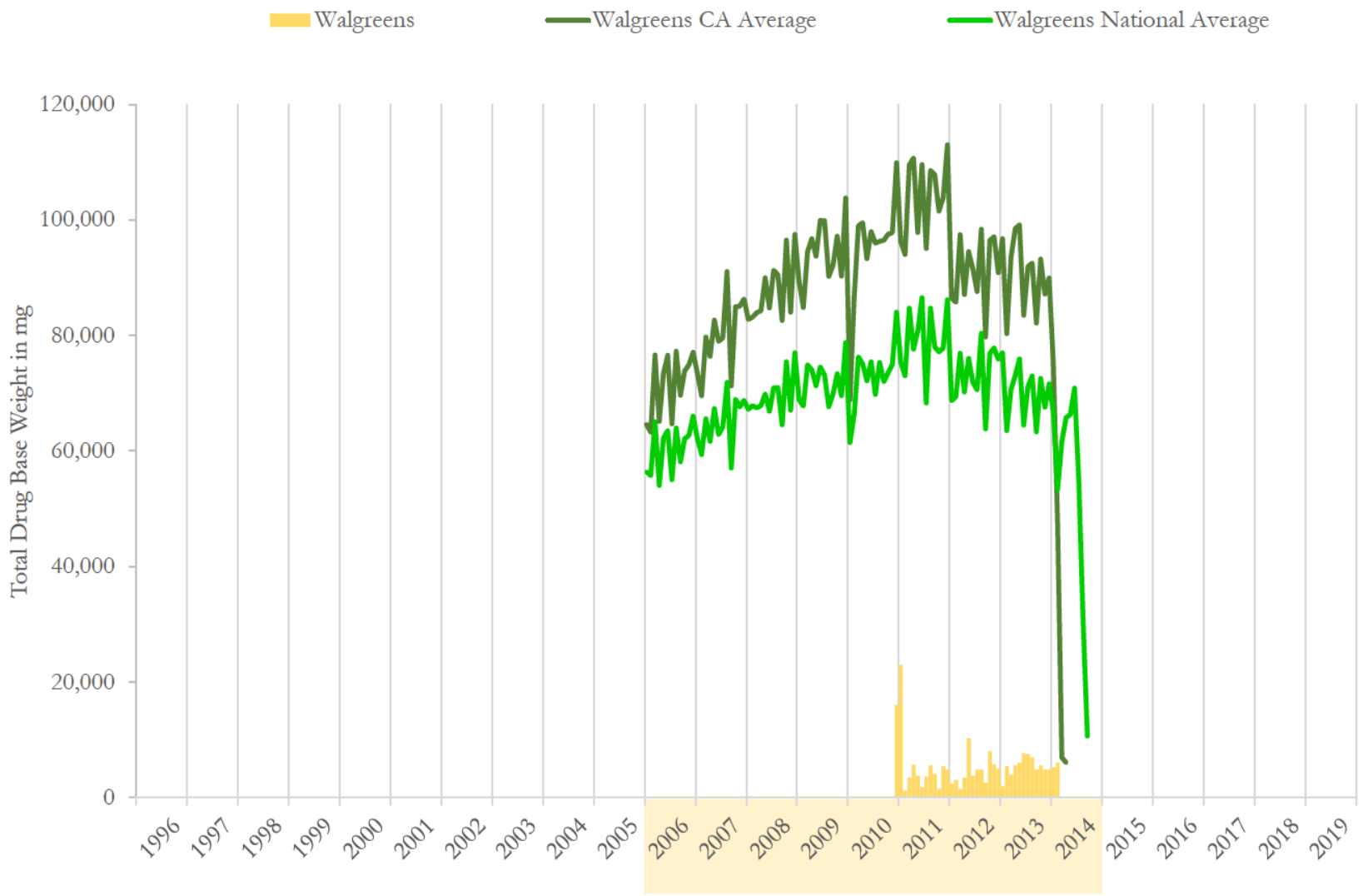

National and state averages reflect hydrocodone shipped from Walgreen Co to all active pharmacies each month.
Data source: ARCOS (2006-2014) and Defendant Distribution Data (Walgreens 1/2006 - 3/2014)

Walgreen Co Hydrocodone Shipments to Walgreens # 04680

	Dosage Units		MME		Drug Base Weight in mg	
Date	Walgreens	% Change	Walgreens	% Change	Walgreens	% Change
01/2010	0	n/a	0	n/a	0	n/a
02/2010	0	n/a	0	n/a	0	n/a
03/2010	0	n/a	0	n/a	0	n/a
04/2010	0	n/a	0	n/a	0	n/a
05/2010	0	n/a	0	n/a	0	n/a
06/2010	0	n/a	0	n/a	0	n/a
07/2010	0	n/a	0	n/a	0	n/a
08/2010	0	n/a	0	n/a	0	n/a
09/2010	0	n/a	0	n/a	0	n/a
10/2010	0	n/a	0	n/a	0	n/a
11/2010	0	n/a	0	n/a	0	n/a
12/2010	3,200	n/a	16,003	n/a	16,003	n/a
01/2011	5,700	78.1%	22,973	43.6%	22,973	43.6%
02/2011	300	-94.7%	1,211	-94.7%	1,211	-94.7%
03/2011	600	100.0%	3,481	187.5%	3,481	187.5%
04/2011	1,200	100.0%	5,719	64.3%	5,719	64.3%
05/2011	700	-41.7%	3,784	-33.8%	3,784	-33.8%
06/2011	500	-28.6%	1,800	-52.4%	1,800	-52.4%
07/2011	700	40.0%	3,632	101.8%	3,632	101.8%
08/2011	1,300	85.7%	5,600	54.2%	5,600	54.2%
09/2011	1,100	-15.4%	4,086	-27.0%	4,086	-27.0%
10/2011	500	-54.5%	1,514	-63.0%	1,514	-63.0%
11/2011	1,200	140.0%	5,432	258.9%	5,432	258.9%
12/2011	1,100	-8.3%	4,843	-10.8%	4,843	-10.8%

Data source: ARCOS (2006-2014) and Defendant Distribution Data (Walgreens 1/2006 - 3/2014)

Walgreen Co Hydrocodone Shipments to Walgreens # 04680

	Dosage Units		MME		Drug Base Weight in mg	
Date	Walgreens	% Change	Walgreens	% Change	Walgreens	% Change
01/2012	800	-27.3%	2,422	-50.0%	2,422	-50.0%
02/2012	500	-37.5%	3,027	25.0%	3,027	25.0%
03/2012	500	0.0%	1,514	-50.0%	1,514	-50.0%
04/2012	1,100	120.0%	3,481	130.0%	3,481	130.0%
05/2012	2,000	81.8%	10,267	195.0%	10,267	195.0%
06/2012	1,200	-40.0%	3,784	-63.1%	3,784	-63.1%
07/2012	1,100	-8.3%	4,843	28.0%	4,843	28.0%
08/2012	1,100	0.0%	4,843	0.0%	4,843	0.0%
09/2012	700	-36.4%	2,557	-47.2%	2,557	-47.2%
10/2012	1,900	171.4%	7,997	212.8%	7,997	212.8%
11/2012	1,400	-26.3%	5,751	-28.1%	5,751	-28.1%
12/2012	1,500	7.1%	4,995	-13.2%	4,995	-13.2%
01/2013	600	-60.0%	1,959	-60.8%	1,959	-60.8%
02/2013	1,200	100.0%	5,432	177.2%	5,432	177.2%
03/2013	800	-33.3%	3,935	-27.6%	3,935	-27.6%
04/2013	1,300	62.5%	5,592	42.1%	5,592	42.1%
05/2013	1,500	15.4%	6,054	8.3%	6,054	8.3%
06/2013	1,700	13.3%	7,711	27.4%	7,711	27.4%
07/2013	1,900	11.8%	7,568	-1.9%	7,568	-1.9%
08/2013	1,700	-10.5%	6,962	-8.0%	6,962	-8.0%
09/2013	1,100	-35.3%	4,843	-30.4%	4,843	-30.4%
10/2013	1,300	18.2%	5,592	15.5%	5,592	15.5%
11/2013	1,100	-15.4%	4,843	-13.4%	4,843	-13.4%
12/2013	1,100	0.0%	4,843	0.0%	4,843	0.0%

Data source: ARCOS (2006-2014) and Defendant Distribution Data (Walgreens 1/2006 - 3/2014)

Walgreen Co Hydrocodone Shipments to Walgreens # 04680

	Dosage Units		MME		Drug Base Weight in mg	
Date	Walgreens	% Change	Walgreens	% Change	Walgreens	% Change
01/2014	1,100	0.0%	5,281	9.0%	5,281	9.0%
02/2014	1,500	36.4%	6,054	14.6%	6,054	14.6%
03/2014	0	-100.0%	0	-100.0%	0	-100.0%
04/2014	0	n/a	0	n/a	0	n/a
05/2014	0	n/a	0	n/a	0	n/a
06/2014	0	n/a	0	n/a	0	n/a
07/2014	0	n/a	0	n/a	0	n/a
08/2014	0	n/a	0	n/a	0	n/a
09/2014	0	n/a	0	n/a	0	n/a
10/2014	0	n/a	0	n/a	0	n/a
11/2014	0	n/a	0	n/a	0	n/a
12/2014	0	n/a	0	n/a	0	n/a
01/2015	0	n/a	0	n/a	0	n/a
02/2015	0	n/a	0	n/a	0	n/a
03/2015	0	n/a	0	n/a	0	n/a
04/2015	0	n/a	0	n/a	0	n/a
05/2015	0	n/a	0	n/a	0	n/a
06/2015	0	n/a	0	n/a	0	n/a
07/2015	0	n/a	0	n/a	0	n/a
08/2015	0	n/a	0	n/a	0	n/a
09/2015	0	n/a	0	n/a	0	n/a
10/2015	0	n/a	0	n/a	0	n/a
11/2015	0	n/a	0	n/a	0	n/a
12/2015	0	n/a	0	n/a	0	n/a

Data source: ARCOS (2006-2014) and Defendant Distribution Data (Walgreens 1/2006 - 3/2014)

Walgreens # 04680 (12/2010 to 12/2017)
DEA: FW2362870
730 Market St
San Francisco, CA 94102

Walgreen Co Hydrocodone Shipments to Walgreens # 04680

	Dosage Units		MME		Drug Base Weight in mg	
Date	Walgreens	% Change	Walgreens	% Change	Walgreens	% Change
1996	0		0		0	
1997	0	n/a	0	n/a	0	n/a
1998	0	n/a	0	n/a	0	n/a
1999	0	n/a	0	n/a	0	n/a
2000	0	n/a	0	n/a	0	n/a
2001	0	n/a	0	n/a	0	n/a
2002	0	n/a	0	n/a	0	n/a
2003	0	n/a	0	n/a	0	n/a
2004	0	n/a	0	n/a	0	n/a
2005	0	n/a	0	n/a	0	n/a
2006	0	n/a	0	n/a	0	n/a
2007	0	n/a	0	n/a	0	n/a
2008	0	n/a	0	n/a	0	n/a
2009	0	n/a	0	n/a	0	n/a
2010	3,200	n/a	16,003	n/a	16,003	n/a
2011	14,900	365.6%	64,075	300.4%	64,075	300.4%
2012	13,800	-7.4%	55,480	-13.4%	55,480	-13.4%
2013	15,300	10.9%	65,334	17.8%	65,334	17.8%
2014	2,600	-83.0%	11,335	-82.7%	11,335	-82.7%
2015	0	-100.0%	0	-100.0%	0	-100.0%
2016	0	n/a	0	n/a	0	n/a
2017	0	n/a	0	n/a	0	n/a
2018	0	n/a	0	n/a	0	n/a
2019	0	n/a	0	n/a	0	n/a
Total	**49,800**		**212,227**		**212,227**	

Data source: ARCOS (2006-2014) and Defendant Distribution Data (Walgreens 1/2006 - 3/2014)

Walgreens # 04680 (12/2010 to 12/2017)
DEA: FW2362870
730 Market St
San Francisco, CA 94102

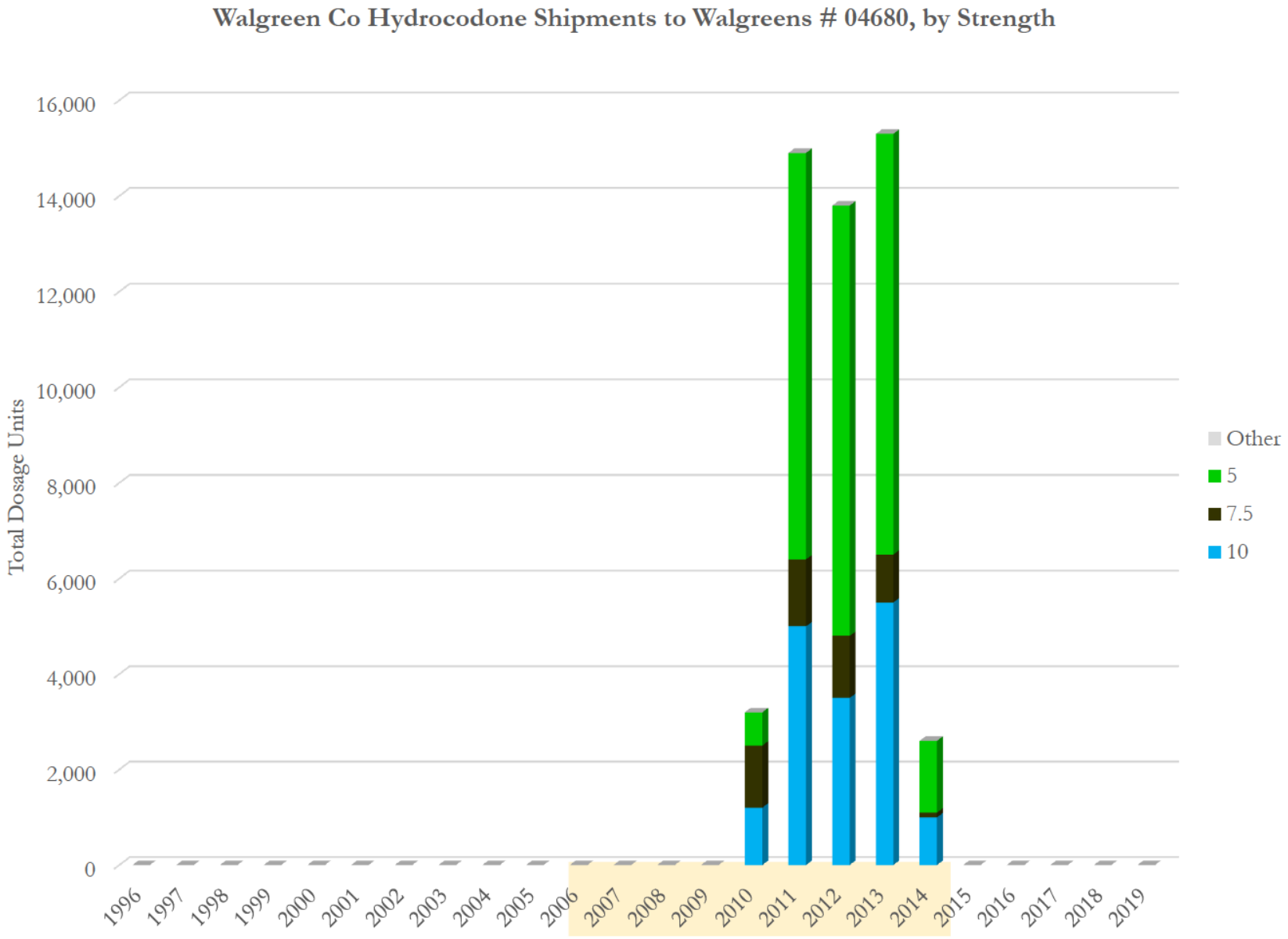

Data source: ARCOS (2006-2014) and Defendant Distribution Data (Walgreens 1/2006 - 3/2014)

Walgreens # 04680 (12/2010 to 12/2017)
DEA: FW2362870
730 Market St
San Francisco, CA 94102

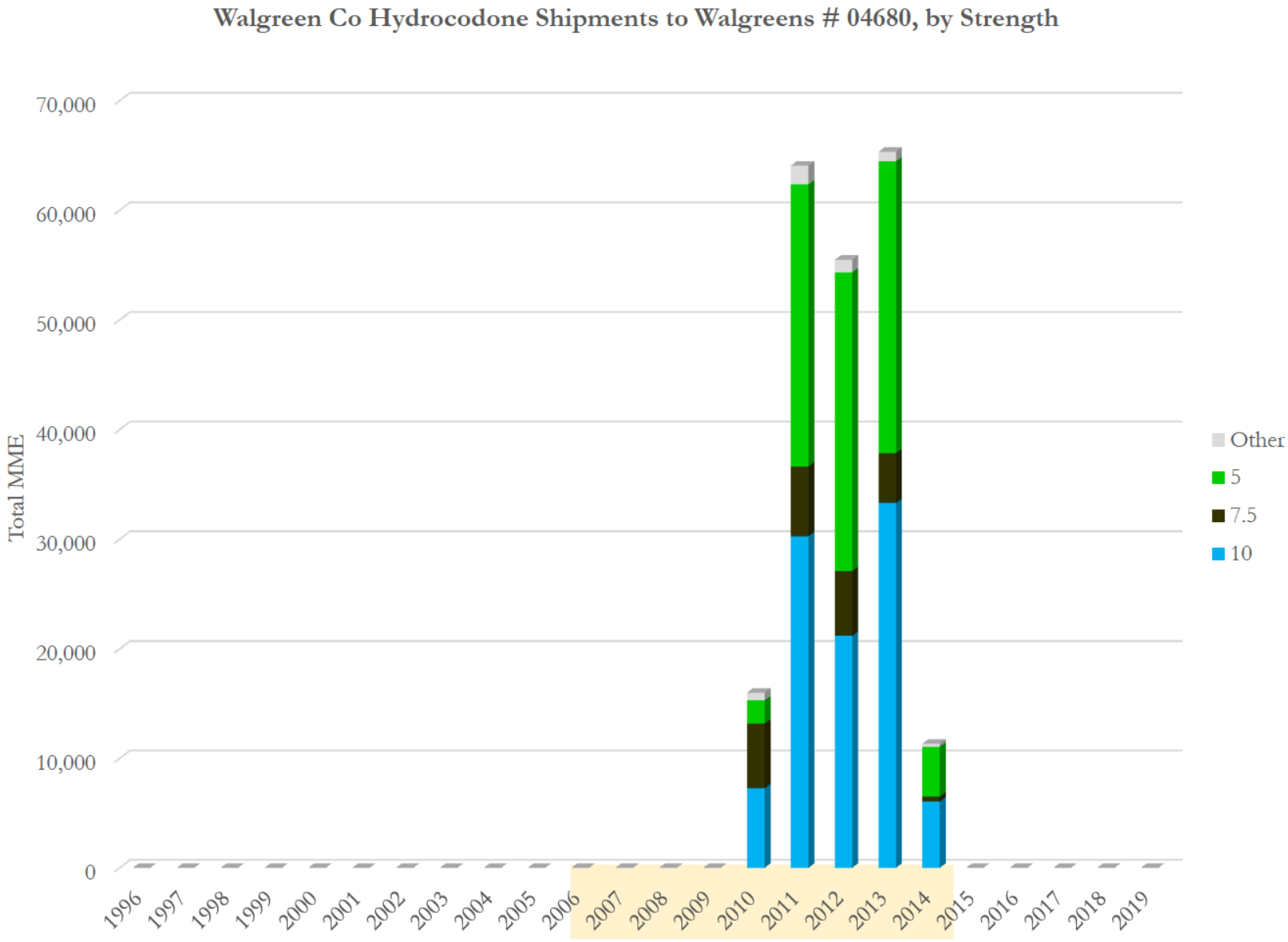

Data source: ARCOS (2006-2014) and Defendant Distribution Data (Walgreens 1/2006 - 3/2014)

Walgreens # 04680 (12/2010 to 12/2017)
DEA: FW2362870
730 Market St
San Francisco, CA 94102

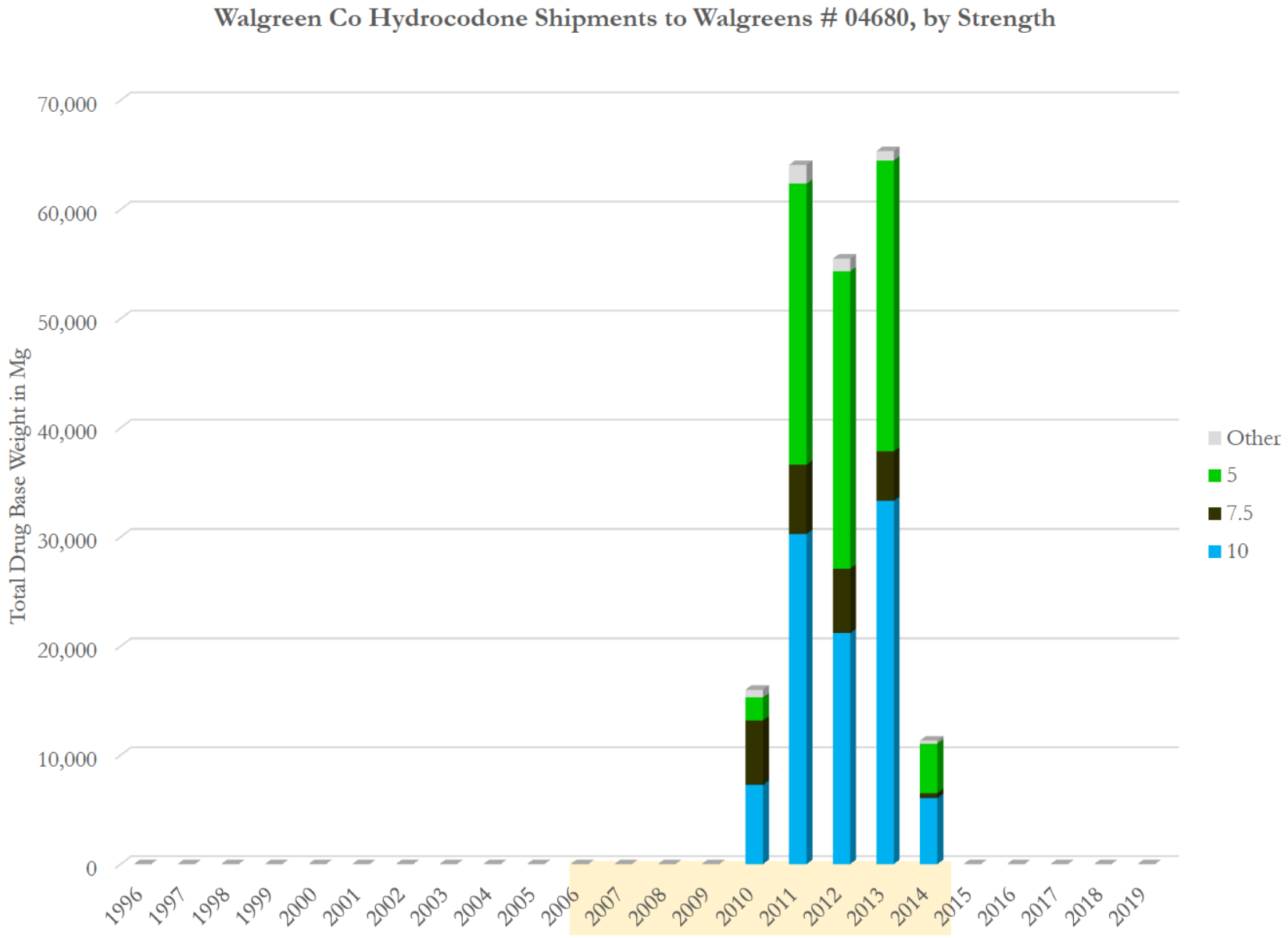

Data source: ARCOS (2006-2014) and Defendant Distribution Data (Walgreens 1/2006 - 3/2014)

Walgreens # 04680 (12/2010 to 12/2017)
DEA: FW2362870
730 Market St
San Francisco, CA 94102

Walgreen Co Hydrocodone Shipments to Walgreens # 04680, by Strength
(Total Dosage Units)

Strength Year\	10	7.5	5	Other	Total	Avg. Str
1996	0	0	0	0	**0**	
1997	0	0	0	0	**0**	
1998	0	0	0	0	**0**	
1999	0	0	0	0	**0**	
2000	0	0	0	0	**0**	
2001	0	0	0	0	**0**	
2002	0	0	0	0	**0**	
2003	0	0	0	0	**0**	
2004	0	0	0	0	**0**	
2005	0	0	0	0	**0**	
2006	0	0	0	0	**0**	
2007	0	0	0	0	**0**	
2008	0	0	0	0	**0**	
2009	0	0	0	0	**0**	
2010	1,200	1,300	700	0	**3,200**	7.89
2011	5,000	1,400	8,500	0	**14,900**	6.91
2012	3,500	1,300	9,000	0	**13,800**	6.50
2013	5,500	1,000	8,800	0	**15,300**	6.96
2014	1,000	100	1,500	0	**2,600**	7.02
2015	0	0	0	0	**0**	
2016	0	0	0	0	**0**	
2017	0	0	0	0	**0**	
2018	0	0	0	0	**0**	
2019	0	0	0	0	**0**	
Total	**16,200**	**5,100**	**28,500**	**0**	**49,800**	6.88

Data source: ARCOS (2006-2014) and Defendant Distribution Data (Walgreens 1/2006 - 3/2014)

Walgreens # 04680 (12/2010 to 12/2017)
DEA: FW2362870
730 Market St
San Francisco, CA 94102

Walgreen Co Hydrocodone Shipments to Walgreens # 04680, by Strength (Total MME)

Strength Year\	10	7.5	5	Other	Total	Avg. Str
1996	0	0	0	0	**0**	
1997	0	0	0	0	**0**	
1998	0	0	0	0	**0**	
1999	0	0	0	0	**0**	
2000	0	0	0	0	**0**	
2001	0	0	0	0	**0**	
2002	0	0	0	0	**0**	
2003	0	0	0	0	**0**	
2004	0	0	0	0	**0**	
2005	0	0	0	0	**0**	
2006	0	0	0	0	**0**	
2007	0	0	0	0	**0**	
2008	0	0	0	0	**0**	
2009	0	0	0	0	**0**	
2010	7,265	5,903	2,119	716	**16,003**	7.89
2011	30,270	6,357	25,730	1,718	**64,075**	6.91
2012	21,189	5,903	27,243	1,146	**55,480**	6.50
2013	33,297	4,541	26,638	859	**65,334**	6.96
2014	6,054	454	4,541	286	**11,335**	7.02
2015	0	0	0	0	**0**	
2016	0	0	0	0	**0**	
2017	0	0	0	0	**0**	
2018	0	0	0	0	**0**	
2019	0	0	0	0	**0**	
Total	**98,075**	**23,157**	**86,270**	**4,726**	**212,227**	6.88

Data source: ARCOS (2006-2014) and Defendant Distribution Data (Walgreens 1/2006 - 3/2014)

Walgreens # 04680 (12/2010 to 12/2017)
DEA: FW2362870
730 Market St
San Francisco, CA 94102

Walgreen Co Hydrocodone Shipments to Walgreens # 04680, by Strength
(Total Drug Base Weight in Milligram)

Strength Year\	10	7.5	5	Other	Total	Avg. Str
1996	0	0	0	0	**0**	
1997	0	0	0	0	**0**	
1998	0	0	0	0	**0**	
1999	0	0	0	0	**0**	
2000	0	0	0	0	**0**	
2001	0	0	0	0	**0**	
2002	0	0	0	0	**0**	
2003	0	0	0	0	**0**	
2004	0	0	0	0	**0**	
2005	0	0	0	0	**0**	
2006	0	0	0	0	**0**	
2007	0	0	0	0	**0**	
2008	0	0	0	0	**0**	
2009	0	0	0	0	**0**	
2010	7,265	5,903	2,119	716	**16,003**	7.89
2011	30,270	6,357	25,730	1,718	**64,075**	6.91
2012	21,189	5,903	27,243	1,146	**55,480**	6.50
2013	33,297	4,541	26,638	859	**65,334**	6.96
2014	6,054	454	4,541	286	**11,335**	7.02
2015	0	0	0	0	**0**	
2016	0	0	0	0	**0**	
2017	0	0	0	0	**0**	
2018	0	0	0	0	**0**	
2019	0	0	0	0	**0**	
Total	**98,075**	**23,157**	**86,270**	**4,726**	**212,227**	6.88

Data source: ARCOS (2006-2014) and Defendant Distribution Data (Walgreens 1/2006 - 3/2014)

Shell Pharmacy (12/1996 to 11/2006)
DEA: BS2507424
77 Battery
San Francisco, CA 94111

Anda, Inc Oxycodone Shipments to Shell Pharmacy

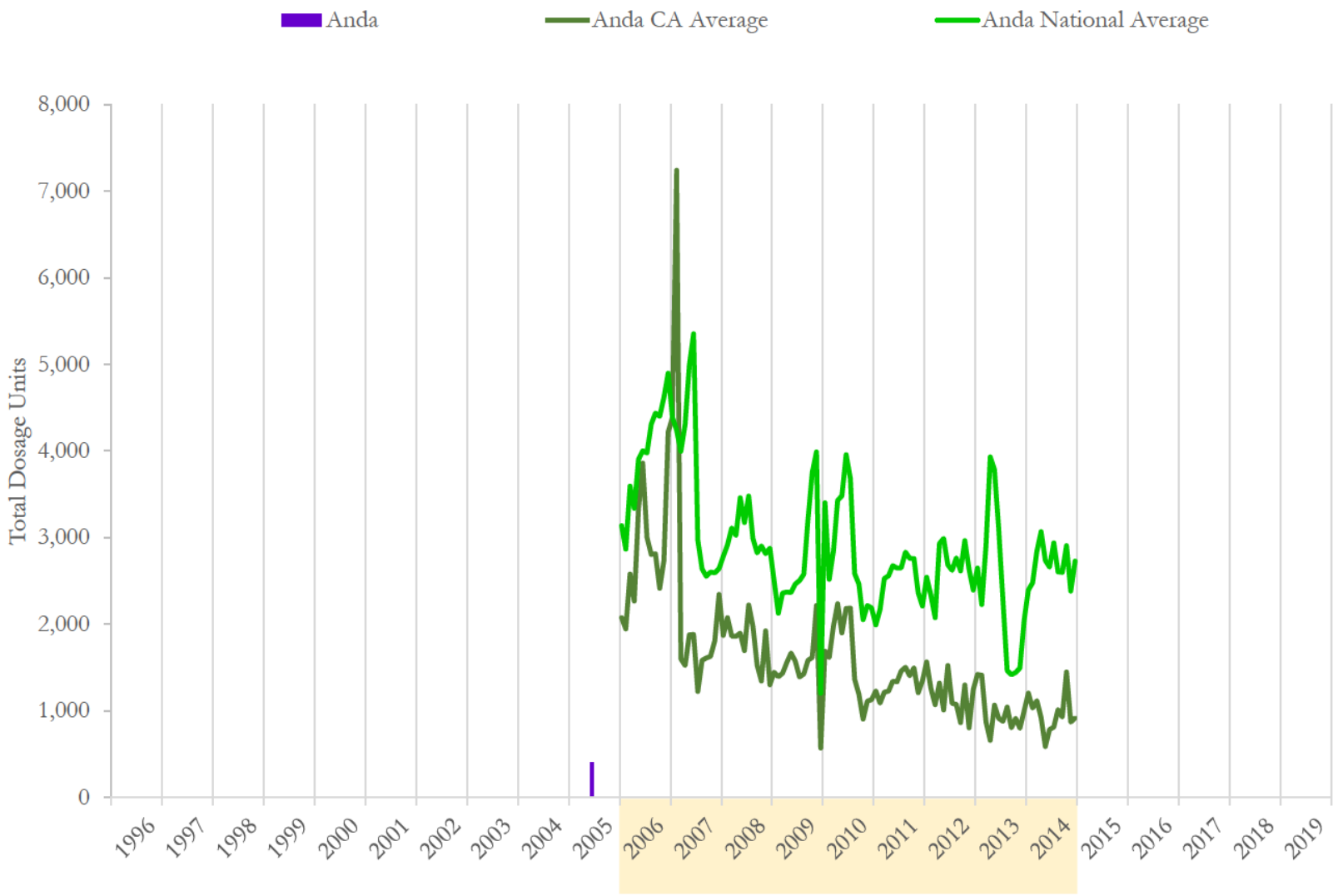

National and state averages reflect oxycodone shipped from Anda, Inc to all active pharmacies each month.
Data source: ARCOS (2006-2014) and Defendant Distribution Data (Anda 12/1996 - 1/2015)

Shell Pharmacy (12/1996 to 11/2006)
DEA: BS2507424
77 Battery
San Francisco, CA 94111

Anda, Inc Oxycodone Shipments to Shell Pharmacy

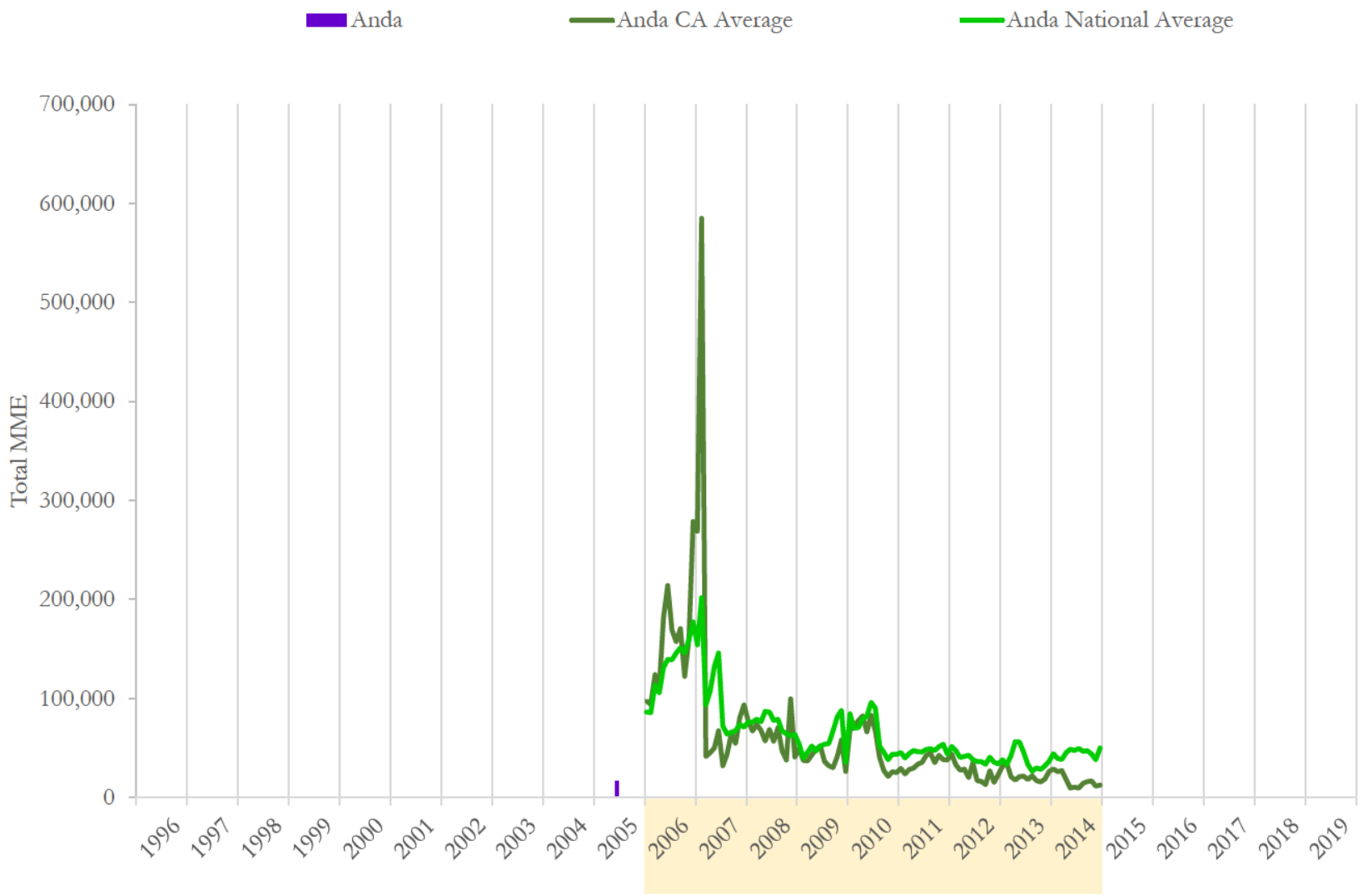

National and state averages reflect oxycodone shipped from Anda, Inc to all active pharmacies each month.
Data source: ARCOS (2006-2014) and Defendant Distribution Data (Anda 12/1996 - 1/2015)

Shell Pharmacy (12/1996 to 11/2006)
DEA: BS2507424
77 Battery
San Francisco, CA 94111

Anda, Inc Oxycodone Shipments to Shell Pharmacy

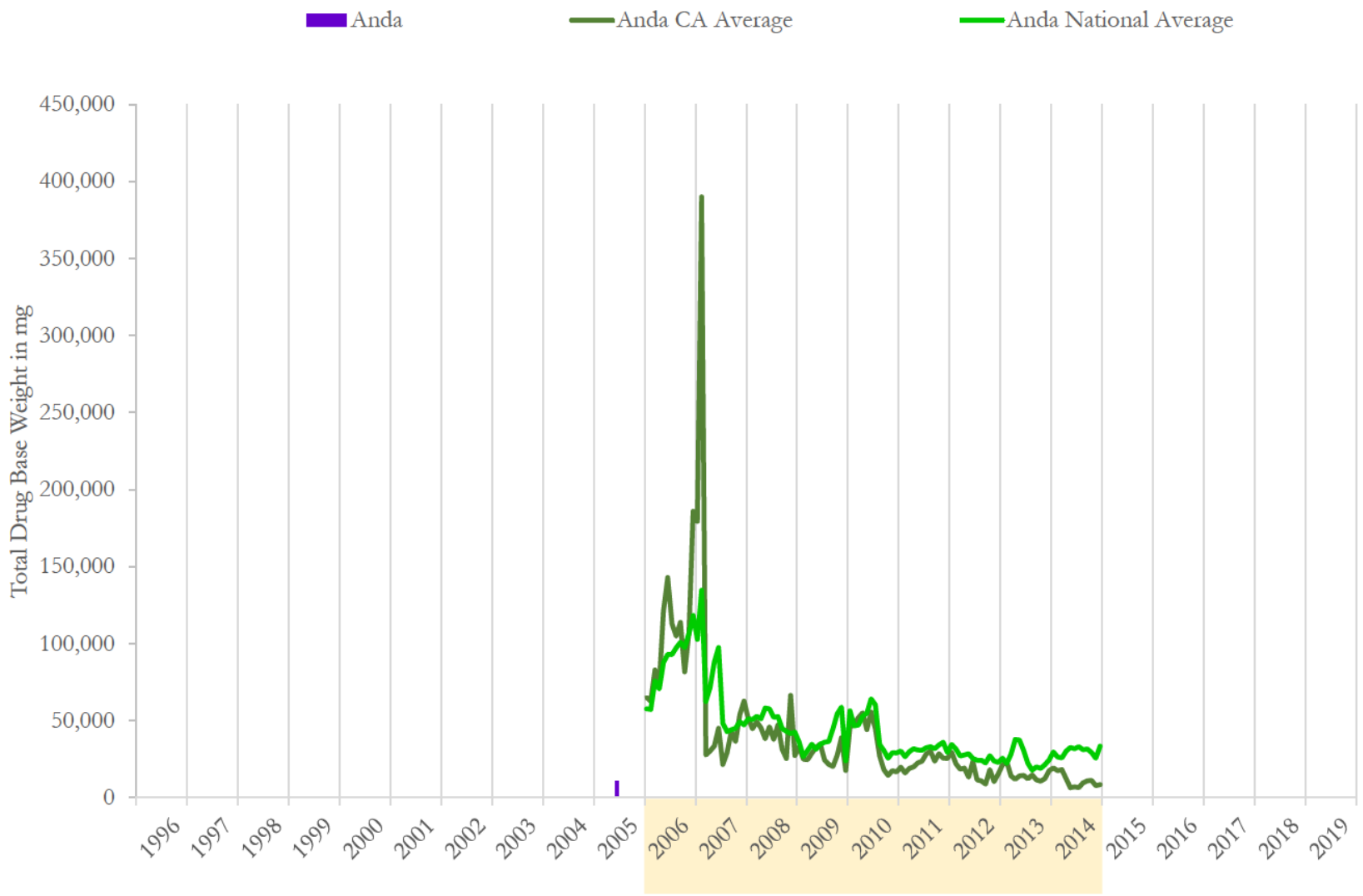

National and state averages reflect oxycodone shipped from Anda, Inc to all active pharmacies each month.
Data source: ARCOS (2006-2014) and Defendant Distribution Data (Anda 12/1996 - 1/2015)

Shell Pharmacy (12/1996 to 11/2006)
DEA: BS2507424
77 Battery
San Francisco, CA 94111

Anda, Inc Oxycodone Shipments to Shell Pharmacy

	Dosage Units		MME		Drug Base Weight in mg	
Date	Anda	% Change	Anda	% Change	Anda	% Change
01/2004	0	n/a	0	n/a	0	n/a
02/2004	0	n/a	0	n/a	0	n/a
03/2004	0	n/a	0	n/a	0	n/a
04/2004	0	n/a	0	n/a	0	n/a
05/2004	0	n/a	0	n/a	0	n/a
06/2004	0	n/a	0	n/a	0	n/a
07/2004	0	n/a	0	n/a	0	n/a
08/2004	0	n/a	0	n/a	0	n/a
09/2004	0	n/a	0	n/a	0	n/a
10/2004	0	n/a	0	n/a	0	n/a
11/2004	0	n/a	0	n/a	0	n/a
12/2004	0	n/a	0	n/a	0	n/a
01/2005	0	n/a	0	n/a	0	n/a
02/2005	0	n/a	0	n/a	0	n/a
03/2005	0	n/a	0	n/a	0	n/a
04/2005	0	n/a	0	n/a	0	n/a
05/2005	0	n/a	0	n/a	0	n/a
06/2005	400	n/a	16,137	n/a	10,758	n/a
07/2005	0	-100.0%	0	-100.0%	0	-100.0%
08/2005	0	n/a	0	n/a	0	n/a
09/2005	0	n/a	0	n/a	0	n/a
10/2005	0	n/a	0	n/a	0	n/a
11/2005	0	n/a	0	n/a	0	n/a
12/2005	0	n/a	0	n/a	0	n/a

Data source: ARCOS (2006-2014) and Defendant Distribution Data (Anda 12/1996 - 1/2015)

Shell Pharmacy (12/1996 to 11/2006)
DEA: BS2507424
77 Battery
San Francisco, CA 94111

Anda, Inc Oxycodone Shipments to Shell Pharmacy

	Dosage Units		MME		Drug Base Weight in mg	
Date	**Anda**	**% Change**	**Anda**	**% Change**	**Anda**	**% Change**
1996	0		0		0	
1997	0	n/a	0	n/a	0	n/a
1998	0	n/a	0	n/a	0	n/a
1999	0	n/a	0	n/a	0	n/a
2000	0	n/a	0	n/a	0	n/a
2001	0	n/a	0	n/a	0	n/a
2002	0	n/a	0	n/a	0	n/a
2003	0	n/a	0	n/a	0	n/a
2004	0	n/a	0	n/a	0	n/a
2005	400	n/a	16,137	n/a	10,758	n/a
2006	0	-100.0%	0	-100.0%	0	-100.0%
2007	0	n/a	0	n/a	0	n/a
2008	0	n/a	0	n/a	0	n/a
2009	0	n/a	0	n/a	0	n/a
2010	0	n/a	0	n/a	0	n/a
2011	0	n/a	0	n/a	0	n/a
2012	0	n/a	0	n/a	0	n/a
2013	0	n/a	0	n/a	0	n/a
2014	0	n/a	0	n/a	0	n/a
2015	0	n/a	0	n/a	0	n/a
2016	0	n/a	0	n/a	0	n/a
2017	0	n/a	0	n/a	0	n/a
2018	0	n/a	0	n/a	0	n/a
2019	0	n/a	0	n/a	0	n/a
Total	**400**		**16,137**		**10,758**	

Data source: ARCOS (2006-2014) and Defendant Distribution Data (Anda 12/1996 - 1/2015)

Shell Pharmacy (12/1996 to 11/2006)
DEA: BS2507424
77 Battery
San Francisco, CA 94111

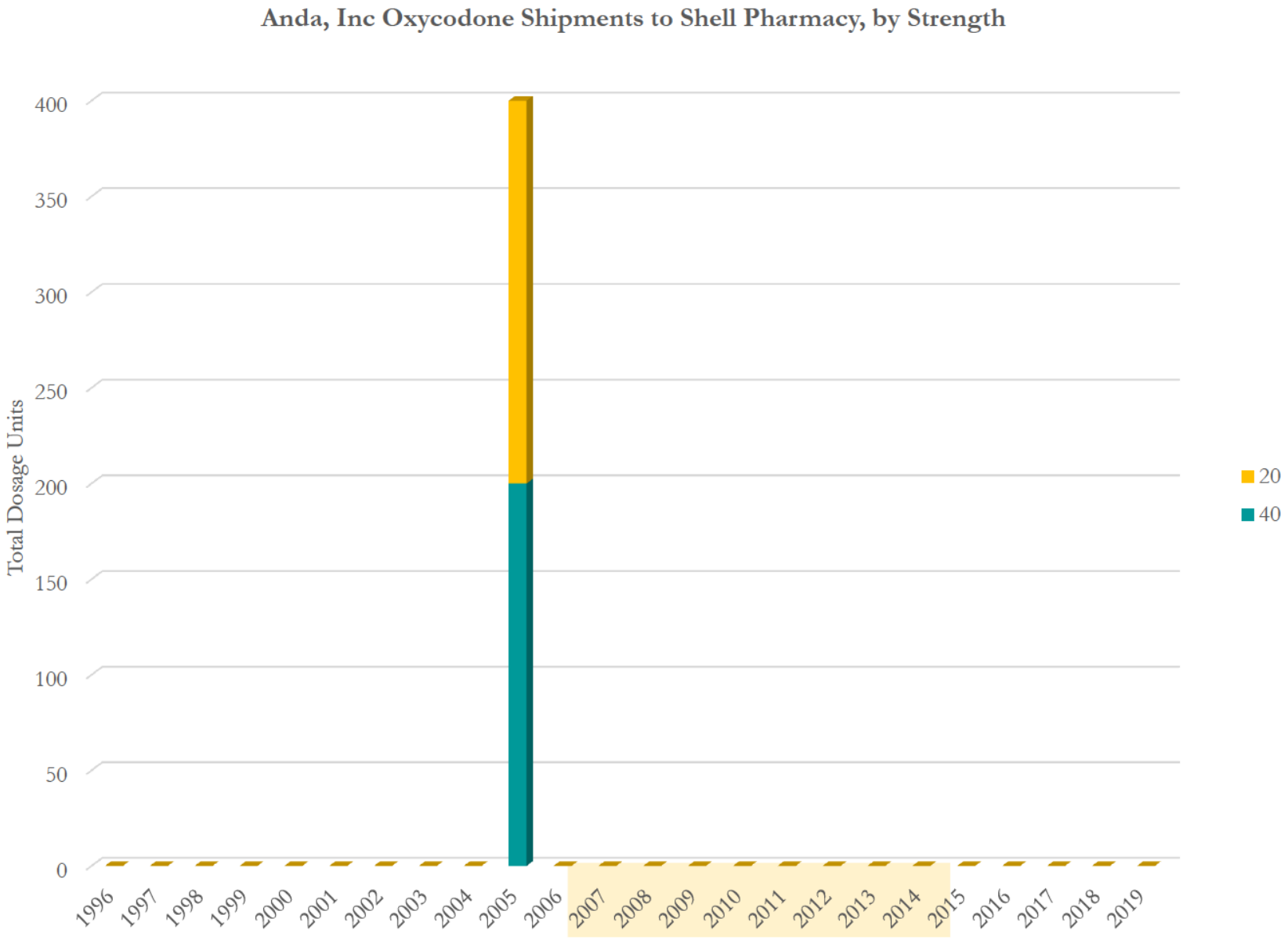

Data source: ARCOS (2006-2014) and Defendant Distribution Data (Anda 12/1996 - 1/2015)

Shell Pharmacy (12/1996 to 11/2006)
DEA: BS2507424
77 Battery
San Francisco, CA 94111

Anda, Inc Oxycodone Shipments to Shell Pharmacy, by Strength

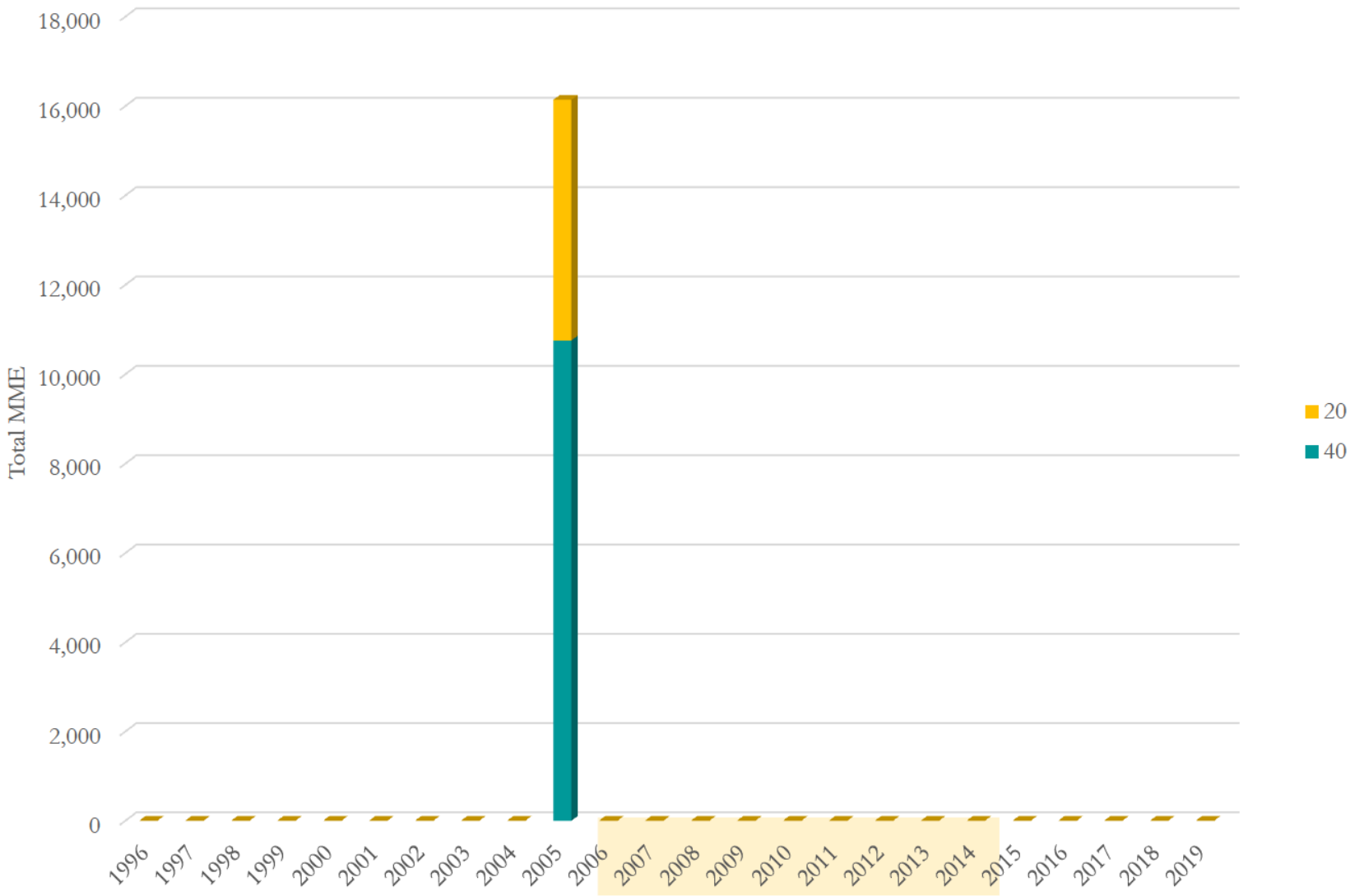

Data source: ARCOS (2006-2014) and Defendant Distribution Data (Anda 12/1996 - 1/2015)

Shell Pharmacy (12/1996 to 11/2006)
DEA: BS2507424
77 Battery
San Francisco, CA 94111

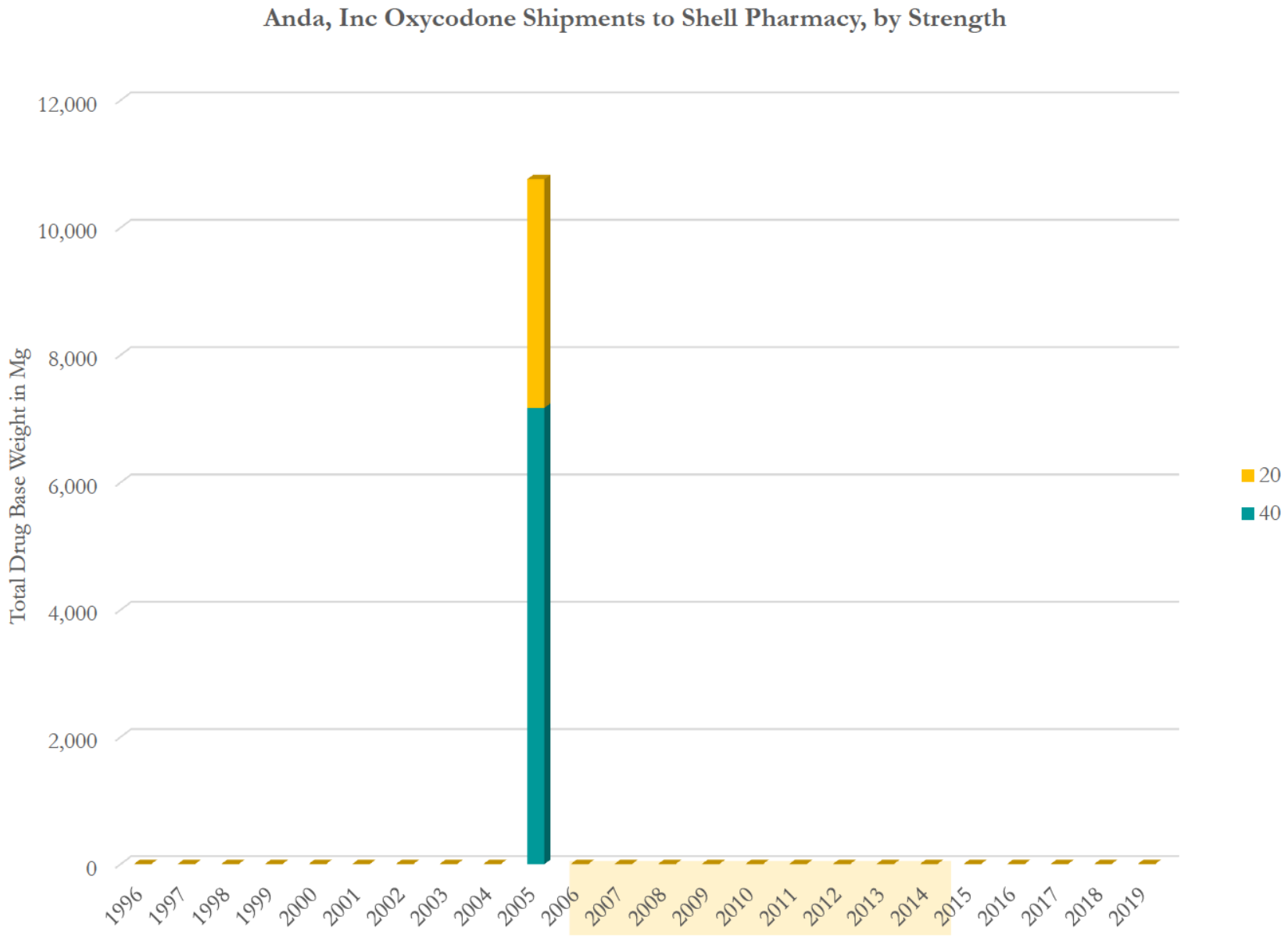

Data source: ARCOS (2006-2014) and Defendant Distribution Data (Anda 12/1996 - 1/2015)

Shell Pharmacy (12/1996 to 11/2006)
DEA: BS2507424
77 Battery
San Francisco, CA 94111

Anda, Inc Oxycodone Shipments to Shell Pharmacy, by Strength
(Total Dosage Units)

Strength Year\	40	20	Total	Avg. Str
1996	0	0	**0**	
1997	0	0	**0**	
1998	0	0	**0**	
1999	0	0	**0**	
2000	0	0	**0**	
2001	0	0	**0**	
2002	0	0	**0**	
2003	0	0	**0**	
2004	0	0	**0**	
2005	200	200	**400**	30.00
2006	0	0	**0**	
2007	0	0	**0**	
2008	0	0	**0**	
2009	0	0	**0**	
2010	0	0	**0**	
2011	0	0	**0**	
2012	0	0	**0**	
2013	0	0	**0**	
2014	0	0	**0**	
2015	0	0	**0**	
2016	0	0	**0**	
2017	0	0	**0**	
2018	0	0	**0**	
2019	0	0	**0**	
Total	**200**	**200**	**400**	30.00

Data source: ARCOS (2006-2014) and Defendant Distribution Data (Anda 12/1996 - 1/2015)

Shell Pharmacy (12/1996 to 11/2006)
DEA: BS2507424
77 Battery
San Francisco, CA 94111

Anda, Inc Oxycodone Shipments to Shell Pharmacy, by Strength (Total MME)

Strength Year\	40	20	Total	Avg. Str
1996	0	0	**0**	
1997	0	0	**0**	
1998	0	0	**0**	
1999	0	0	**0**	
2000	0	0	**0**	
2001	0	0	**0**	
2002	0	0	**0**	
2003	0	0	**0**	
2004	0	0	**0**	
2005	10,758	5,379	**16,137**	30.00
2006	0	0	**0**	
2007	0	0	**0**	
2008	0	0	**0**	
2009	0	0	**0**	
2010	0	0	**0**	
2011	0	0	**0**	
2012	0	0	**0**	
2013	0	0	**0**	
2014	0	0	**0**	
2015	0	0	**0**	
2016	0	0	**0**	
2017	0	0	**0**	
2018	0	0	**0**	
2019	0	0	**0**	
Total	**10,758**	**5,379**	**16,137**	30.00

Data source: ARCOS (2006-2014) and Defendant Distribution Data (Anda 12/1996 - 1/2015)

Shell Pharmacy (12/1996 to 11/2006)
DEA: BS2507424
77 Battery
San Francisco, CA 94111

Anda, Inc Oxycodone Shipments to Shell Pharmacy, by Strength
(Total Drug Base Weight in Milligram)

Strength Year\	40	20	Total	Avg. Str
1996	0	0	**0**	
1997	0	0	**0**	
1998	0	0	**0**	
1999	0	0	**0**	
2000	0	0	**0**	
2001	0	0	**0**	
2002	0	0	**0**	
2003	0	0	**0**	
2004	0	0	**0**	
2005	7,172	3,586	**10,758**	30.00
2006	0	0	**0**	
2007	0	0	**0**	
2008	0	0	**0**	
2009	0	0	**0**	
2010	0	0	**0**	
2011	0	0	**0**	
2012	0	0	**0**	
2013	0	0	**0**	
2014	0	0	**0**	
2015	0	0	**0**	
2016	0	0	**0**	
2017	0	0	**0**	
2018	0	0	**0**	
2019	0	0	**0**	
Total	**7,172**	**3,586**	**10,758**	30.00

Data source: ARCOS (2006-2014) and Defendant Distribution Data (Anda 12/1996 - 1/2015)

Shell Pharmacy (12/1996 to 11/2006)
DEA: BS2507424
77 Battery
San Francisco, CA 94111

Anda, Inc Hydrocodone Shipments to Shell Pharmacy

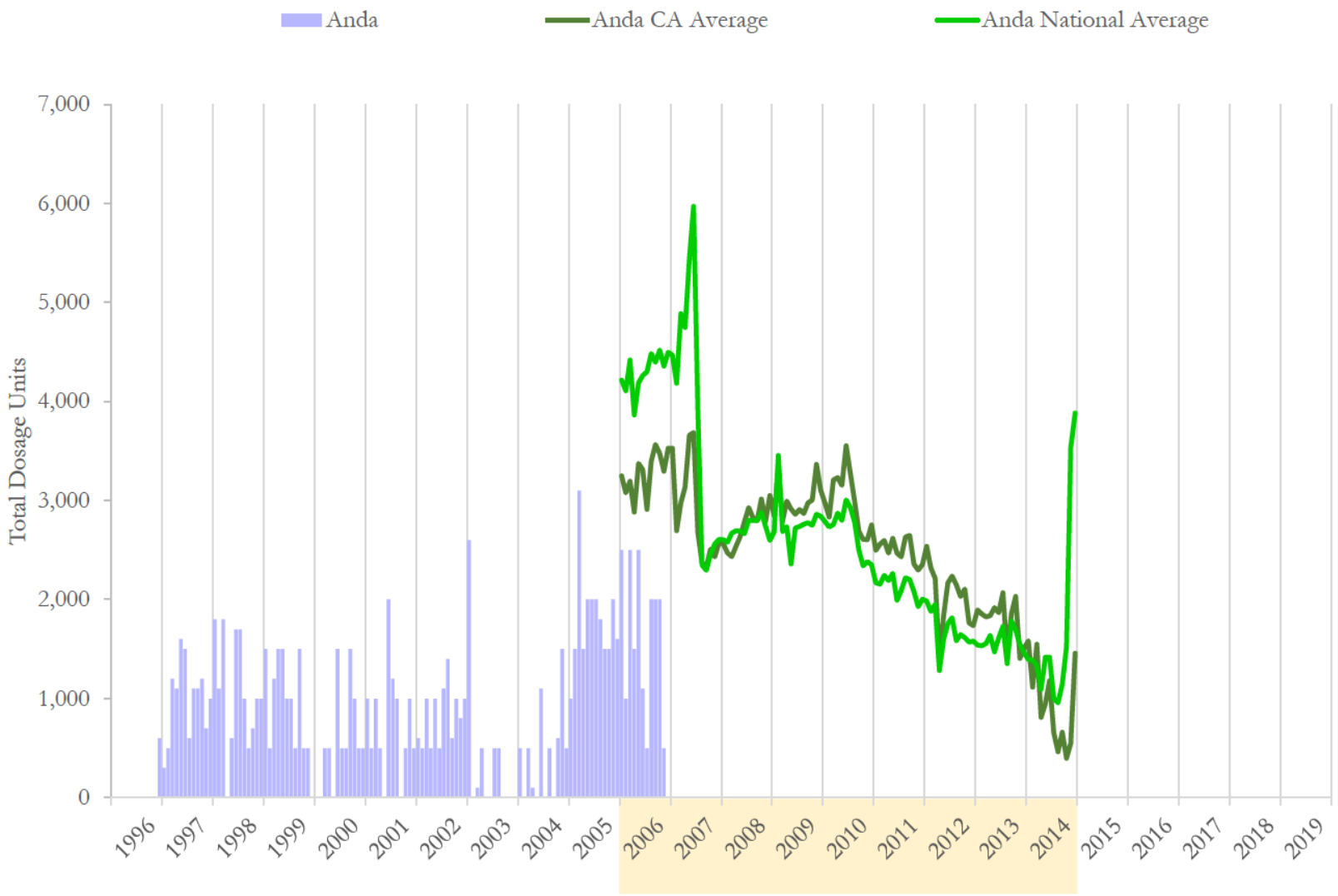

National and state averages reflect hydrocodone shipped from Anda, Inc to all active pharmacies each month.
Data source: ARCOS (2006-2014) and Defendant Distribution Data (Anda 12/1996 - 1/2015)

Shell Pharmacy (12/1996 to 11/2006)
DEA: BS2507424
77 Battery
San Francisco, CA 94111

Anda, Inc Hydrocodone Shipments to Shell Pharmacy

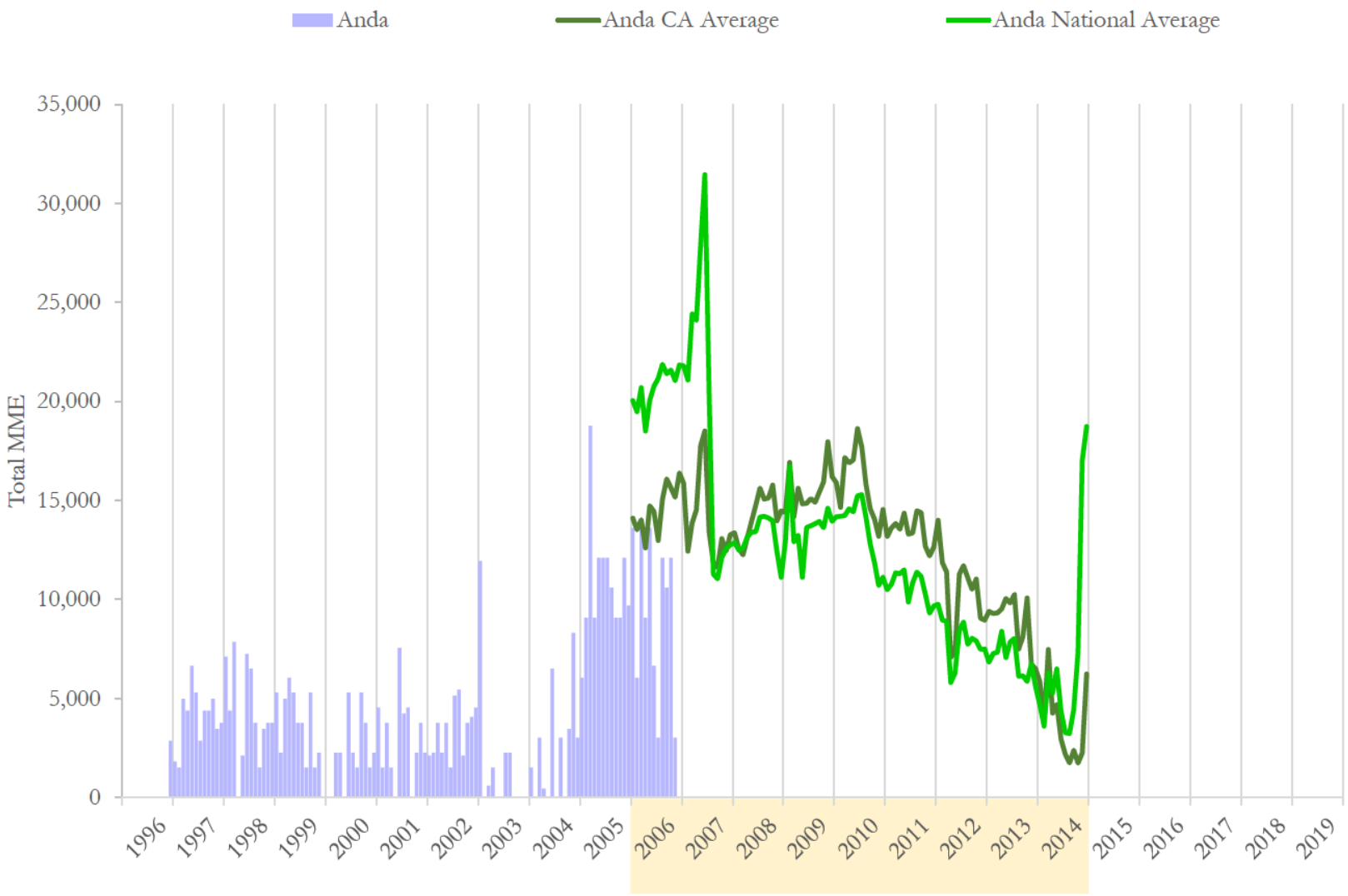

National and state averages reflect hydrocodone shipped from Anda, Inc to all active pharmacies each month.
Data source: ARCOS (2006-2014) and Defendant Distribution Data (Anda 12/1996 - 1/2015)

Shell Pharmacy (12/1996 to 11/2006)
DEA: BS2507424
77 Battery
San Francisco, CA 94111

Anda, Inc Hydrocodone Shipments to Shell Pharmacy

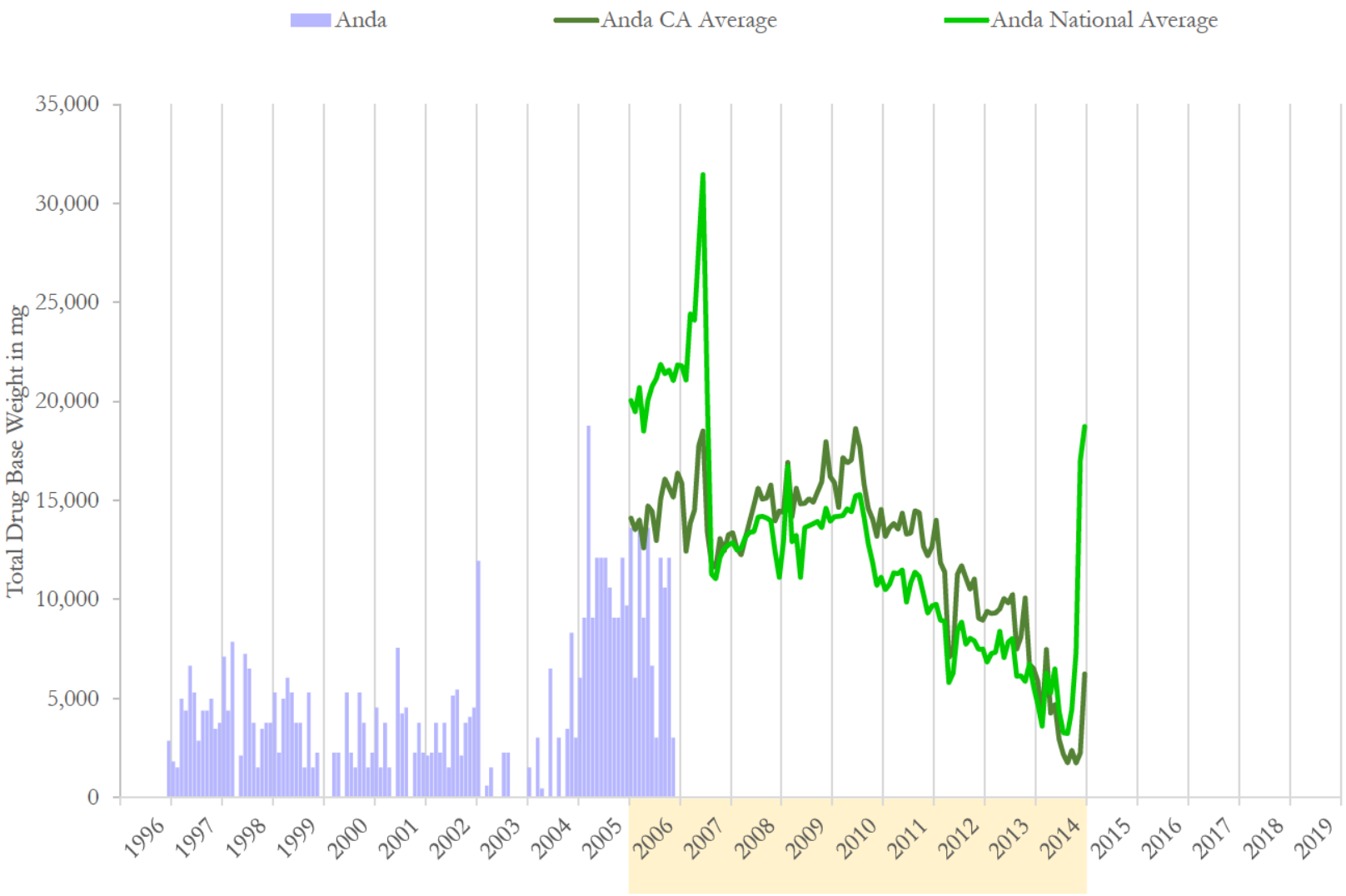

National and state averages reflect hydrocodone shipped from Anda, Inc to all active pharmacies each month.
Data source: ARCOS (2006-2014) and Defendant Distribution Data (Anda 12/1996 - 1/2015)

Shell Pharmacy (12/1996 to 11/2006)
DEA: BS2507424
77 Battery
San Francisco, CA 94111

Anda, Inc Hydrocodone Shipments to Shell Pharmacy

	Dosage Units		MME		Drug Base Weight in mg	
Date	Anda	% Change	Anda	% Change	Anda	% Change
01/1996	0		0		0	
02/1996	0	n/a	0	n/a	0	n/a
03/1996	0	n/a	0	n/a	0	n/a
04/1996	0	n/a	0	n/a	0	n/a
05/1996	0	n/a	0	n/a	0	n/a
06/1996	0	n/a	0	n/a	0	n/a
07/1996	0	n/a	0	n/a	0	n/a
08/1996	0	n/a	0	n/a	0	n/a
09/1996	0	n/a	0	n/a	0	n/a
10/1996	0	n/a	0	n/a	0	n/a
11/1996	0	n/a	0	n/a	0	n/a
12/1996	600	n/a	2,876	n/a	2,876	n/a
01/1997	300	-50.0%	1,816	-36.8%	1,816	-36.8%
02/1997	500	66.7%	1,514	-16.7%	1,514	-16.7%
03/1997	1,200	140.0%	4,995	230.0%	4,995	230.0%
04/1997	1,100	-8.3%	4,389	-12.1%	4,389	-12.1%
05/1997	1,600	45.5%	6,659	51.7%	6,659	51.7%
06/1997	1,500	-6.3%	5,297	-20.5%	5,297	-20.5%
07/1997	600	-60.0%	2,876	-45.7%	2,876	-45.7%
08/1997	1,100	83.3%	4,389	52.6%	4,389	52.6%
09/1997	1,100	0.0%	4,389	0.0%	4,389	0.0%
10/1997	1,200	9.1%	4,995	13.8%	4,995	13.8%
11/1997	700	-41.7%	3,481	-30.3%	3,481	-30.3%
12/1997	1,000	42.9%	3,784	8.7%	3,784	8.7%

Data source: ARCOS (2006-2014) and Defendant Distribution Data (Anda 12/1996 - 1/2015)

Shell Pharmacy (12/1996 to 11/2006)
DEA: BS2507424
77 Battery
San Francisco, CA 94111

Anda, Inc Hydrocodone Shipments to Shell Pharmacy

	Dosage Units		MME		Drug Base Weight in mg	
Date	Anda	% Change	Anda	% Change	Anda	% Change
01/1998	1,800	80.0%	7,113	88.0%	7,113	88.0%
02/1998	1,100	-38.9%	4,389	-38.3%	4,389	-38.3%
03/1998	1,800	63.6%	7,870	79.3%	7,870	79.3%
04/1998	0	-100.0%	0	-100.0%	0	-100.0%
05/1998	600	n/a	2,119	n/a	2,119	n/a
06/1998	1,700	183.3%	7,265	242.9%	7,265	242.9%
07/1998	1,700	0.0%	6,508	-10.4%	6,508	-10.4%
08/1998	1,000	-41.2%	3,784	-41.9%	3,784	-41.9%
09/1998	500	-50.0%	1,514	-60.0%	1,514	-60.0%
10/1998	700	40.0%	3,481	130.0%	3,481	130.0%
11/1998	1,000	42.9%	3,784	8.7%	3,784	8.7%
12/1998	1,000	0.0%	3,784	0.0%	3,784	0.0%
01/1999	1,500	50.0%	5,297	40.0%	5,297	40.0%
02/1999	500	-66.7%	2,270	-57.1%	2,270	-57.1%
03/1999	1,200	140.0%	4,995	120.0%	4,995	120.0%
04/1999	1,500	25.0%	6,054	21.2%	6,054	21.2%
05/1999	1,500	0.0%	5,297	-12.5%	5,297	-12.5%
06/1999	1,000	-33.3%	3,784	-28.6%	3,784	-28.6%
07/1999	1,000	0.0%	3,784	0.0%	3,784	0.0%
08/1999	500	-50.0%	1,514	-60.0%	1,514	-60.0%
09/1999	1,500	200.0%	5,297	250.0%	5,297	250.0%
10/1999	500	-66.7%	1,514	-71.4%	1,514	-71.4%
11/1999	500	0.0%	2,270	50.0%	2,270	50.0%
12/1999	0	-100.0%	0	-100.0%	0	-100.0%

Data source: ARCOS (2006-2014) and Defendant Distribution Data (Anda 12/1996 - 1/2015)

Shell Pharmacy (12/1996 to 11/2006)
DEA: BS2507424
77 Battery
San Francisco, CA 94111

Anda, Inc Hydrocodone Shipments to Shell Pharmacy

	Dosage Units		MME		Drug Base Weight in mg	
Date	Anda	% Change	Anda	% Change	Anda	% Change
01/2000	0	n/a	0	n/a	0	n/a
02/2000	0	n/a	0	n/a	0	n/a
03/2000	500	n/a	2,270	n/a	2,270	n/a
04/2000	500	0.0%	2,270	0.0%	2,270	0.0%
05/2000	0	-100.0%	0	-100.0%	0	-100.0%
06/2000	1,500	n/a	5,297	n/a	5,297	n/a
07/2000	500	-66.7%	2,270	-57.1%	2,270	-57.1%
08/2000	500	0.0%	1,514	-33.3%	1,514	-33.3%
09/2000	1,500	200.0%	5,297	250.0%	5,297	250.0%
10/2000	1,000	-33.3%	3,784	-28.6%	3,784	-28.6%
11/2000	500	-50.0%	1,514	-60.0%	1,514	-60.0%
12/2000	500	0.0%	2,270	50.0%	2,270	50.0%
01/2001	1,000	100.0%	4,541	100.0%	4,541	100.0%
02/2001	500	-50.0%	1,514	-66.7%	1,514	-66.7%
03/2001	1,000	100.0%	3,784	150.0%	3,784	150.0%
04/2001	500	-50.0%	1,514	-60.0%	1,514	-60.0%
05/2001	0	-100.0%	0	-100.0%	0	-100.0%
06/2001	2,000	n/a	7,568	n/a	7,568	n/a
07/2001	1,200	-40.0%	4,238	-44.0%	4,238	-44.0%
08/2001	1,000	-16.7%	4,541	7.1%	4,541	7.1%
09/2001	0	-100.0%	0	-100.0%	0	-100.0%
10/2001	500	n/a	2,270	n/a	2,270	n/a
11/2001	1,000	100.0%	3,784	66.7%	3,784	66.7%
12/2001	500	-50.0%	2,270	-40.0%	2,270	-40.0%

Data source: ARCOS (2006-2014) and Defendant Distribution Data (Anda 12/1996 - 1/2015)

Shell Pharmacy (12/1996 to 11/2006)
DEA: BS2507424
77 Battery
San Francisco, CA 94111

Anda, Inc Hydrocodone Shipments to Shell Pharmacy

	Dosage Units		MME		Drug Base Weight in mg	
Date	Anda	% Change	Anda	% Change	Anda	% Change
01/2002	600	20.0%	2,119	-6.7%	2,119	-6.7%
02/2002	500	-16.7%	2,270	7.1%	2,270	7.1%
03/2002	1,000	100.0%	3,784	66.7%	3,784	66.7%
04/2002	500	-50.0%	2,270	-40.0%	2,270	-40.0%
05/2002	1,000	100.0%	3,784	66.7%	3,784	66.7%
06/2002	500	-50.0%	1,514	-60.0%	1,514	-60.0%
07/2002	1,100	120.0%	5,146	240.0%	5,146	240.0%
08/2002	1,400	27.3%	5,449	5.9%	5,449	5.9%
09/2002	600	-57.1%	2,119	-61.1%	2,119	-61.1%
10/2002	1,000	66.7%	3,784	78.6%	3,784	78.6%
11/2002	800	-20.0%	4,086	8.0%	4,086	8.0%
12/2002	1,000	25.0%	4,541	11.1%	4,541	11.1%
01/2003	2,600	160.0%	11,957	163.3%	11,957	163.3%
02/2003	0	-100.0%	0	-100.0%	0	-100.0%
03/2003	100	n/a	605	n/a	605	n/a
04/2003	500	400.0%	1,514	150.0%	1,514	150.0%
05/2003	0	-100.0%	0	-100.0%	0	-100.0%
06/2003	0	n/a	0	n/a	0	n/a
07/2003	500	n/a	2,270	n/a	2,270	n/a
08/2003	500	0.0%	2,270	0.0%	2,270	0.0%
09/2003	0	-100.0%	0	-100.0%	0	-100.0%
10/2003	0	n/a	0	n/a	0	n/a
11/2003	0	n/a	0	n/a	0	n/a
12/2003	0	n/a	0	n/a	0	n/a

Data source: ARCOS (2006-2014) and Defendant Distribution Data (Anda 12/1996 - 1/2015)

Shell Pharmacy (12/1996 to 11/2006)
DEA: BS2507424
77 Battery
San Francisco, CA 94111

Anda, Inc Hydrocodone Shipments to Shell Pharmacy

	Dosage Units		MME		Drug Base Weight in mg	
Date	Anda	% Change	Anda	% Change	Anda	% Change
01/2004	500	n/a	1,514	n/a	1,514	n/a
02/2004	0	-100.0%	0	-100.0%	0	-100.0%
03/2004	500	n/a	3,027	n/a	3,027	n/a
04/2004	100	-80.0%	454	-85.0%	454	-85.0%
05/2004	0	-100.0%	0	-100.0%	0	-100.0%
06/2004	1,100	n/a	6,508	n/a	6,508	n/a
07/2004	0	-100.0%	0	-100.0%	0	-100.0%
08/2004	500	n/a	3,027	n/a	3,027	n/a
09/2004	0	-100.0%	0	-100.0%	0	-100.0%
10/2004	600	n/a	3,481	n/a	3,481	n/a
11/2004	1,500	150.0%	8,324	139.1%	8,324	139.1%
12/2004	500	-66.7%	3,027	-63.6%	3,027	-63.6%
01/2005	1,000	100.0%	6,054	100.0%	6,054	100.0%
02/2005	1,500	50.0%	9,081	50.0%	9,081	50.0%
03/2005	3,100	106.7%	18,767	106.7%	18,767	106.7%
04/2005	1,500	-51.6%	9,081	-51.6%	9,081	-51.6%
05/2005	2,000	33.3%	12,108	33.3%	12,108	33.3%
06/2005	2,000	0.0%	12,108	0.0%	12,108	0.0%
07/2005	2,000	0.0%	12,108	0.0%	12,108	0.0%
08/2005	1,800	-10.0%	10,595	-12.5%	10,595	-12.5%
09/2005	1,500	-16.7%	9,081	-14.3%	9,081	-14.3%
10/2005	1,500	0.0%	9,081	0.0%	9,081	0.0%
11/2005	2,000	33.3%	12,108	33.3%	12,108	33.3%
12/2005	1,600	-20.0%	9,686	-20.0%	9,686	-20.0%

Data source: ARCOS (2006-2014) and Defendant Distribution Data (Anda 12/1996 - 1/2015)

Shell Pharmacy (12/1996 to 11/2006)
DEA: BS2507424
77 Battery
San Francisco, CA 94111

Anda, Inc Hydrocodone Shipments to Shell Pharmacy

	Dosage Units		MME		Drug Base Weight in mg	
Date	Anda	% Change	Anda	% Change	Anda	% Change
01/2006	2,500	56.3%	13,622	40.6%	13,622	40.6%
02/2006	1,000	-60.0%	6,054	-55.6%	6,054	-55.6%
03/2006	2,500	150.0%	13,622	125.0%	13,622	125.0%
04/2006	1,500	-40.0%	9,081	-33.3%	9,081	-33.3%
05/2006	2,500	66.7%	13,622	50.0%	13,622	50.0%
06/2006	1,100	-56.0%	6,659	-51.1%	6,659	-51.1%
07/2006	500	-54.5%	3,027	-54.5%	3,027	-54.5%
08/2006	2,000	300.0%	12,108	300.0%	12,108	300.0%
09/2006	2,000	0.0%	10,595	-12.5%	10,595	-12.5%
10/2006	2,000	0.0%	12,108	14.3%	12,108	14.3%
11/2006	500	-75.0%	3,027	-75.0%	3,027	-75.0%
12/2006	0	-100.0%	0	-100.0%	0	-100.0%
01/2007	0	n/a	0	n/a	0	n/a
02/2007	0	n/a	0	n/a	0	n/a
03/2007	0	n/a	0	n/a	0	n/a
04/2007	0	n/a	0	n/a	0	n/a
05/2007	0	n/a	0	n/a	0	n/a
06/2007	0	n/a	0	n/a	0	n/a
07/2007	0	n/a	0	n/a	0	n/a
08/2007	0	n/a	0	n/a	0	n/a
09/2007	0	n/a	0	n/a	0	n/a
10/2007	0	n/a	0	n/a	0	n/a
11/2007	0	n/a	0	n/a	0	n/a
12/2007	0	n/a	0	n/a	0	n/a

Data source: ARCOS (2006-2014) and Defendant Distribution Data (Anda 12/1996 - 1/2015)

Shell Pharmacy (12/1996 to 11/2006)
DEA: BS2507424
77 Battery
San Francisco, CA 94111

Anda, Inc Hydrocodone Shipments to Shell Pharmacy

	Dosage Units		MME		Drug Base Weight in mg	
Date	**Anda**	**% Change**	**Anda**	**% Change**	**Anda**	**% Change**
1996	600		2,876		2,876	
1997	11,900	1883.3%	48,583	1589.5%	48,583	1589.5%
1998	12,900	8.4%	51,610	6.2%	51,610	6.2%
1999	11,200	-13.2%	42,075	-18.5%	42,075	-18.5%
2000	7,000	-37.5%	26,486	-37.1%	26,486	-37.1%
2001	9,200	31.4%	36,021	36.0%	36,021	36.0%
2002	10,000	8.7%	40,865	13.4%	40,865	13.4%
2003	4,200	-58.0%	18,616	-54.4%	18,616	-54.4%
2004	5,300	26.2%	29,362	57.7%	29,362	57.7%
2005	21,500	305.7%	129,858	342.3%	129,858	342.3%
2006	18,100	-15.8%	103,523	-20.3%	103,523	-20.3%
2007	0	-100.0%	0	-100.0%	0	-100.0%
2008	0	n/a	0	n/a	0	n/a
2009	0	n/a	0	n/a	0	n/a
2010	0	n/a	0	n/a	0	n/a
2011	0	n/a	0	n/a	0	n/a
2012	0	n/a	0	n/a	0	n/a
2013	0	n/a	0	n/a	0	n/a
2014	0	n/a	0	n/a	0	n/a
2015	0	n/a	0	n/a	0	n/a
2016	0	n/a	0	n/a	0	n/a
2017	0	n/a	0	n/a	0	n/a
2018	0	n/a	0	n/a	0	n/a
2019	0	n/a	0	n/a	0	n/a
Total	**111,900**		**529,876**		**529,876**	

Data source: ARCOS (2006-2014) and Defendant Distribution Data (Anda 12/1996 - 1/2015)

Shell Pharmacy (12/1996 to 11/2006)
DEA: BS2507424
77 Battery
San Francisco, CA 94111

Anda, Inc Hydrocodone Shipments to Shell Pharmacy, by Strength

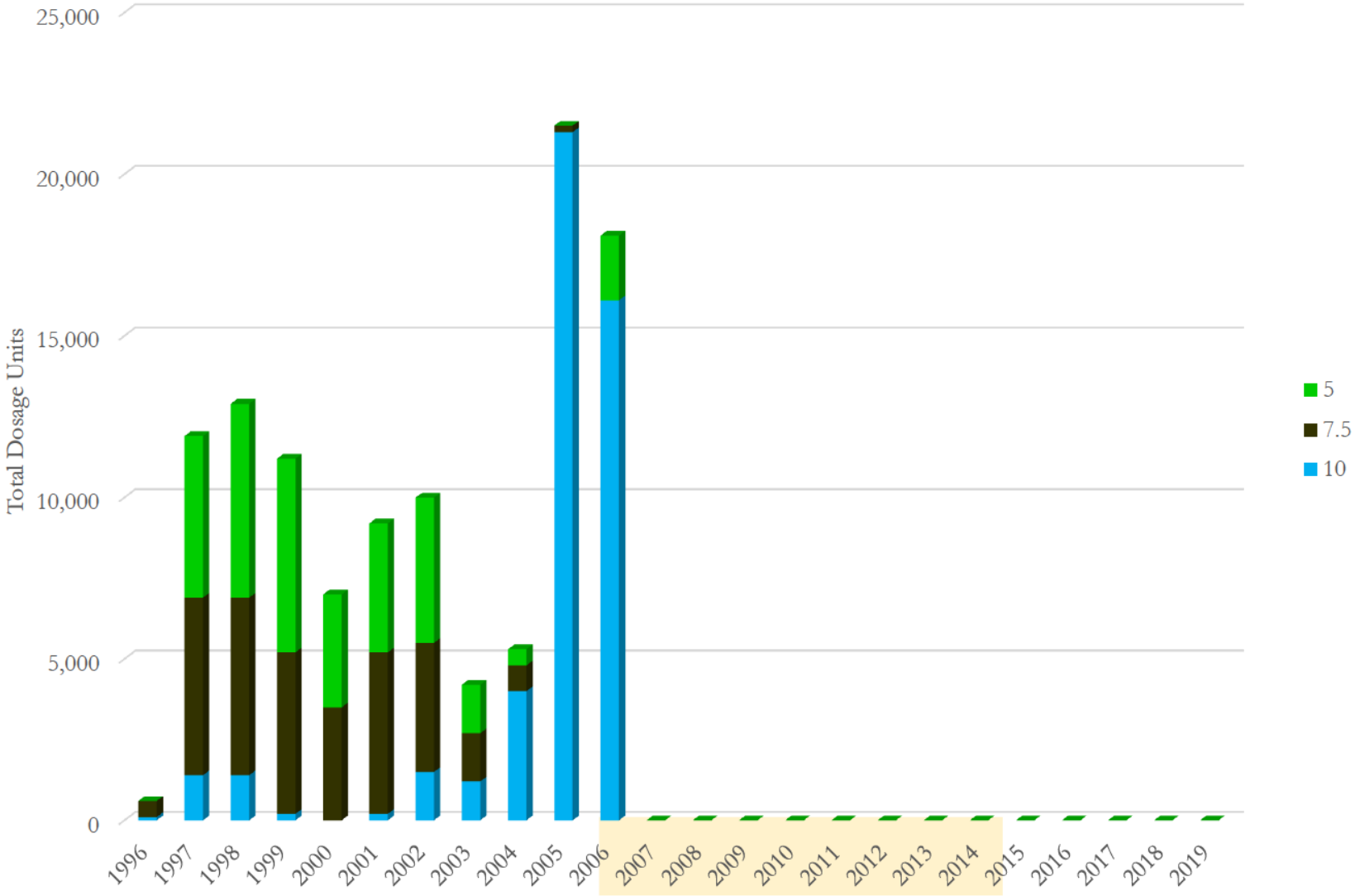

Data source: ARCOS (2006-2014) and Defendant Distribution Data (Anda 12/1996 - 1/2015)

Shell Pharmacy (12/1996 to 11/2006)
DEA: BS2507424
77 Battery
San Francisco, CA 94111

Anda, Inc Hydrocodone Shipments to Shell Pharmacy, by Strength

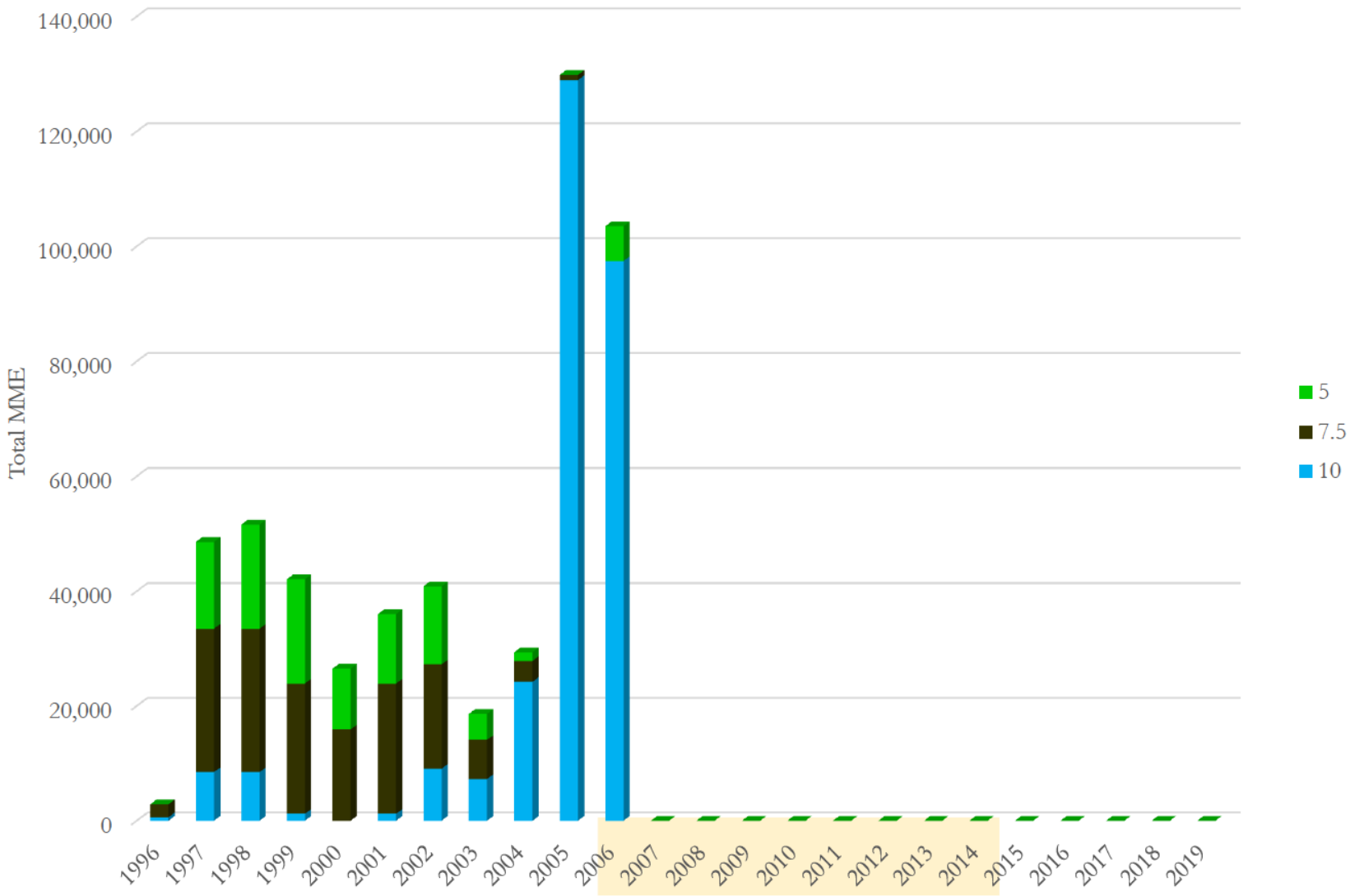

Data source: ARCOS (2006-2014) and Defendant Distribution Data (Anda 12/1996 - 1/2015)

Shell Pharmacy (12/1996 to 11/2006)
DEA: BS2507424
77 Battery
San Francisco, CA 94111

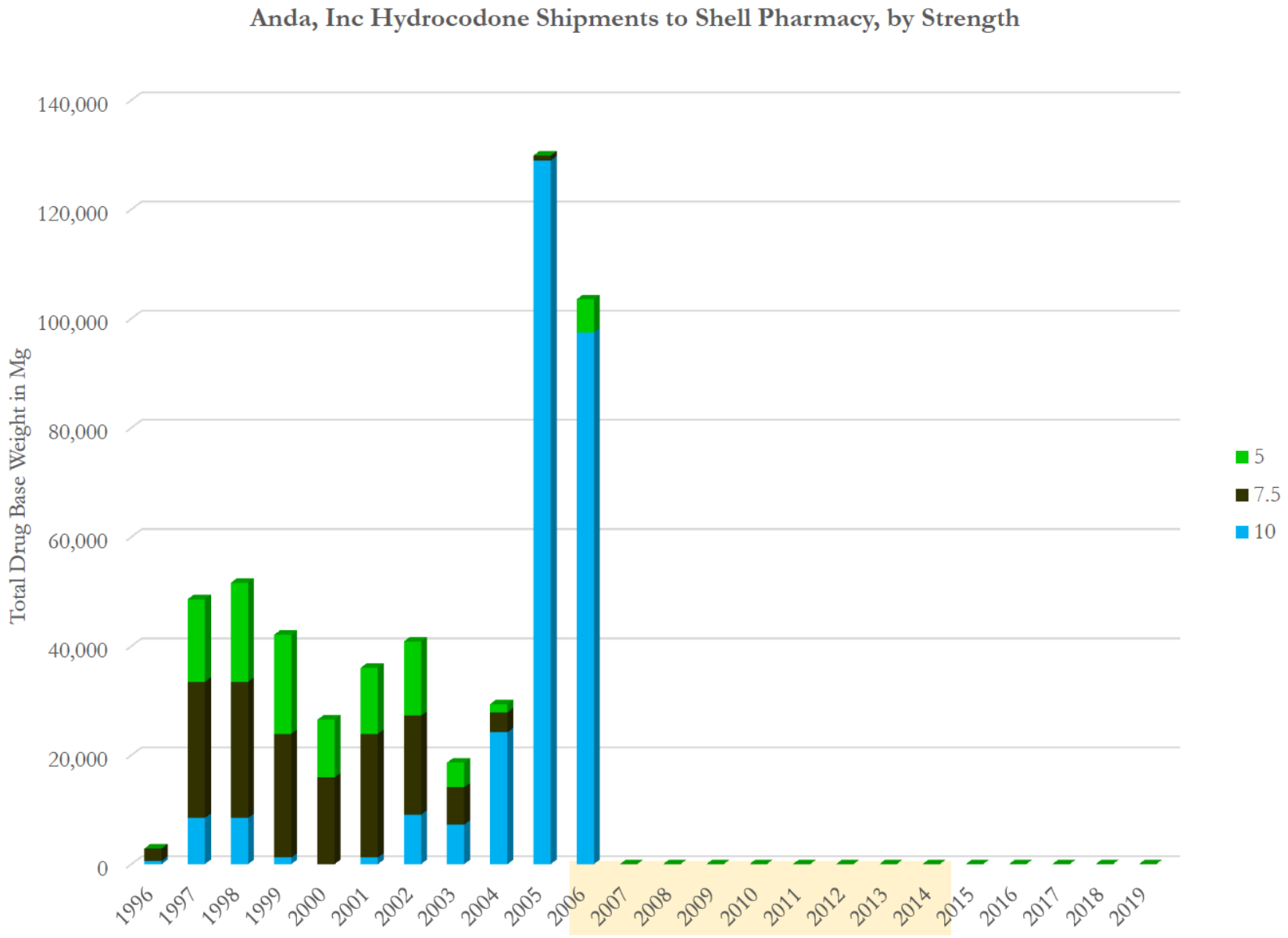

Data source: ARCOS (2006-2014) and Defendant Distribution Data (Anda 12/1996 - 1/2015)

Shell Pharmacy (12/1996 to 11/2006)
DEA: BS2507424
77 Battery
San Francisco, CA 94111

Anda, Inc Hydrocodone Shipments to Shell Pharmacy, by Strength
(Total Dosage Units)

Strength Year\	10	7.5	5	Total	Avg. Str
1996	100	500	0	**600**	7.92
1997	1,400	5,500	5,000	**11,900**	6.74
1998	1,400	5,500	6,000	**12,900**	6.61
1999	200	5,000	6,000	**11,200**	6.21
2000	0	3,500	3,500	**7,000**	6.25
2001	200	5,000	4,000	**9,200**	6.47
2002	1,500	4,000	4,500	**10,000**	6.75
2003	1,200	1,500	1,500	**4,200**	7.32
2004	4,000	800	500	**5,300**	9.15
2005	21,300	200	0	**21,500**	9.98
2006	16,100	0	2,000	**18,100**	9.45
2007	0	0	0	**0**	
2008	0	0	0	**0**	
2009	0	0	0	**0**	
2010	0	0	0	**0**	
2011	0	0	0	**0**	
2012	0	0	0	**0**	
2013	0	0	0	**0**	
2014	0	0	0	**0**	
2015	0	0	0	**0**	
2016	0	0	0	**0**	
2017	0	0	0	**0**	
2018	0	0	0	**0**	
2019	0	0	0	**0**	
Total	**47,400**	**31,500**	**33,000**	**111,900**	7.82

Data source: ARCOS (2006-2014) and Defendant Distribution Data (Anda 12/1996 - 1/2015)

Anda, Inc Hydrocodone Shipments to Shell Pharmacy, by Strength (Total MME)

Strength Year\	10	7.5	5	Total	Avg. Str
1996	605	2,270	0	**2,876**	7.92
1997	8,476	24,973	15,135	**48,583**	6.74
1998	8,476	24,973	18,162	**51,610**	6.61
1999	1,211	22,703	18,162	**42,075**	6.21
2000	0	15,892	10,595	**26,486**	6.25
2001	1,211	22,703	12,108	**36,021**	6.47
2002	9,081	18,162	13,622	**40,865**	6.75
2003	7,265	6,811	4,541	**18,616**	7.32
2004	24,216	3,632	1,514	**29,362**	9.15
2005	128,950	908	0	**129,858**	9.98
2006	97,469	0	6,054	**103,523**	9.45
2007	0	0	0	**0**	
2008	0	0	0	**0**	
2009	0	0	0	**0**	
2010	0	0	0	**0**	
2011	0	0	0	**0**	
2012	0	0	0	**0**	
2013	0	0	0	**0**	
2014	0	0	0	**0**	
2015	0	0	0	**0**	
2016	0	0	0	**0**	
2017	0	0	0	**0**	
2018	0	0	0	**0**	
2019	0	0	0	**0**	
Total	**286,960**	**143,026**	**99,891**	**529,876**	7.82

Data source: ARCOS (2006-2014) and Defendant Distribution Data (Anda 12/1996 - 1/2015)

Shell Pharmacy (12/1996 to 11/2006)
DEA: BS2507424
77 Battery
San Francisco, CA 94111

Anda, Inc Hydrocodone Shipments to Shell Pharmacy, by Strength
(Total Drug Base Weight in Milligram)

Strength Year\	10	7.5	5	Total	Avg. Str
1996	605	2,270	0	**2,876**	7.92
1997	8,476	24,973	15,135	**48,583**	6.74
1998	8,476	24,973	18,162	**51,610**	6.61
1999	1,211	22,703	18,162	**42,075**	6.21
2000	0	15,892	10,595	**26,486**	6.25
2001	1,211	22,703	12,108	**36,021**	6.47
2002	9,081	18,162	13,622	**40,865**	6.75
2003	7,265	6,811	4,541	**18,616**	7.32
2004	24,216	3,632	1,514	**29,362**	9.15
2005	128,950	908	0	**129,858**	9.98
2006	97,469	0	6,054	**103,523**	9.45
2007	0	0	0	**0**	
2008	0	0	0	**0**	
2009	0	0	0	**0**	
2010	0	0	0	**0**	
2011	0	0	0	**0**	
2012	0	0	0	**0**	
2013	0	0	0	**0**	
2014	0	0	0	**0**	
2015	0	0	0	**0**	
2016	0	0	0	**0**	
2017	0	0	0	**0**	
2018	0	0	0	**0**	
2019	0	0	0	**0**	
Total	**286,960**	**143,026**	**99,891**	**529,876**	7.82

Data source: ARCOS (2006-2014) and Defendant Distribution Data (Anda 12/1996 - 1/2015)

Ping Yuen Drug Store (6/1997 to 9/2010)
DEA: BP5739214
750 Pacific Ave.
San Francisco, CA 94133

Anda, Inc Hydrocodone Shipments to Ping Yuen Drug Store

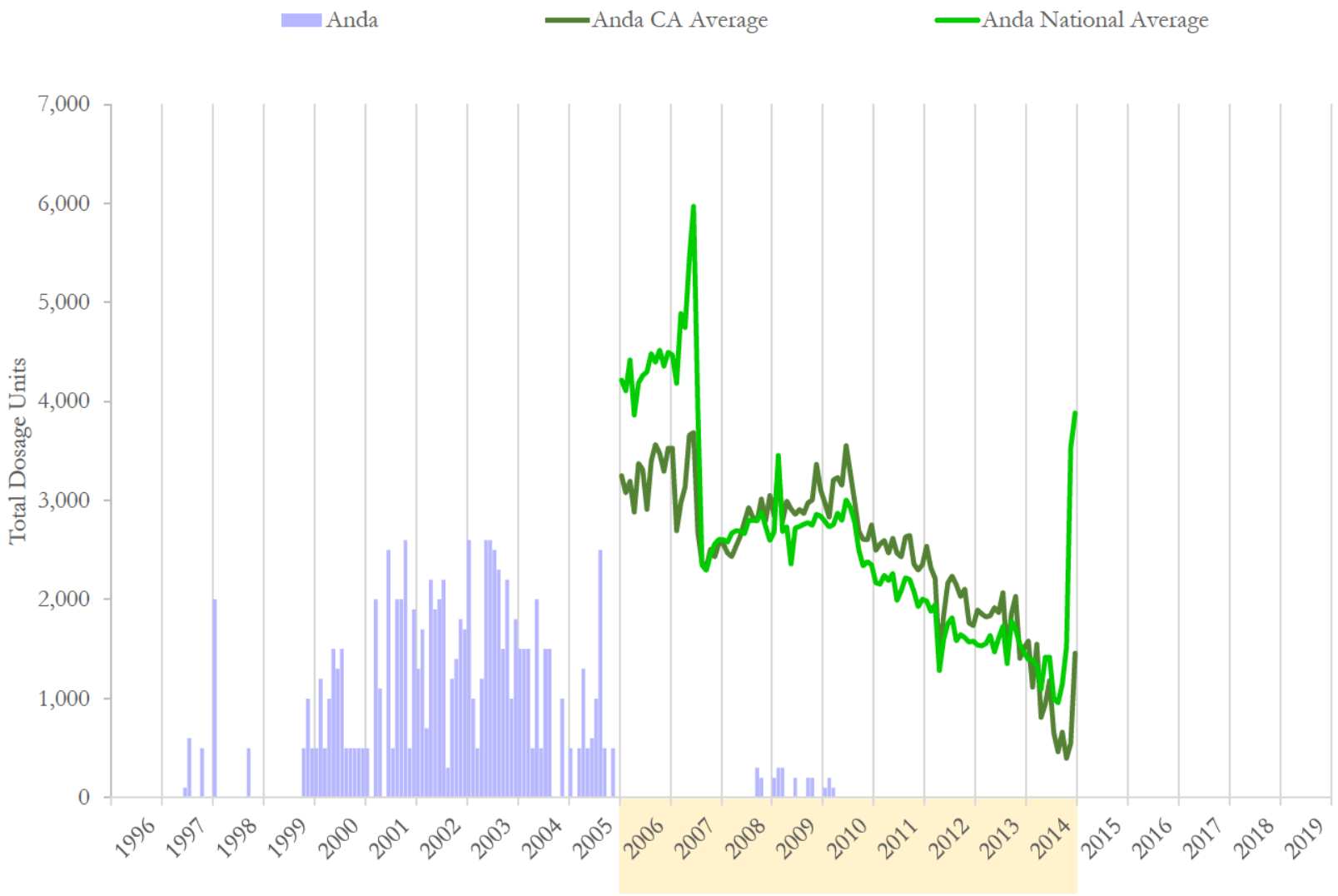

National and state averages reflect hydrocodone shipped from Anda, Inc to all active pharmacies each month.
Data source: ARCOS (2006-2014) and Defendant Distribution Data (Anda 12/1996 - 1/2015)

Ping Yuen Drug Store (6/1997 to 9/2010)
DEA: BP5739214
750 Pacific Ave.
San Francisco, CA 94133

Anda, Inc Hydrocodone Shipments to Ping Yuen Drug Store

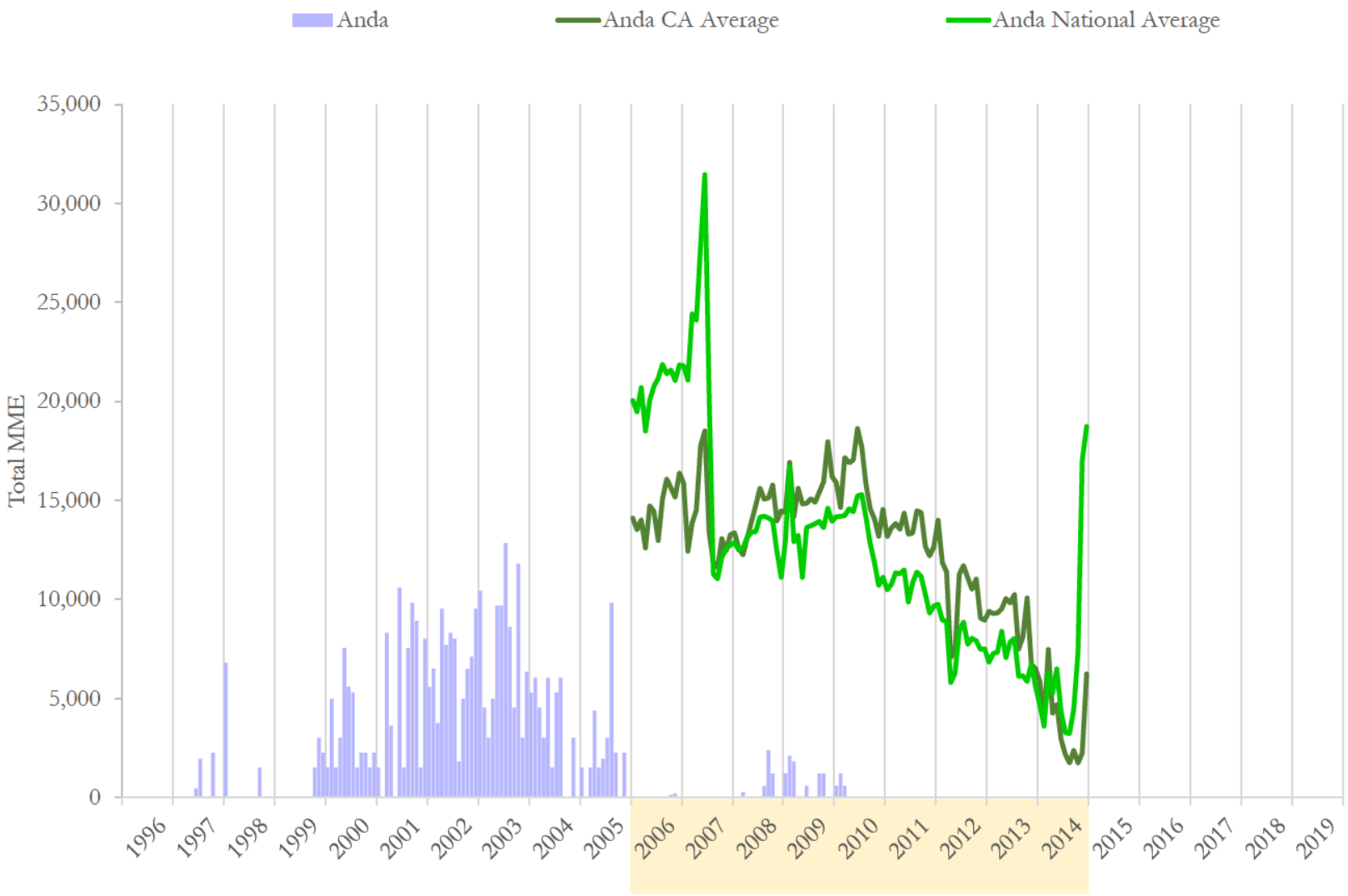

National and state averages reflect hydrocodone shipped from Anda, Inc to all active pharmacies each month.
Data source: ARCOS (2006-2014) and Defendant Distribution Data (Anda 12/1996 - 1/2015)

Ping Yuen Drug Store (6/1997 to 9/2010)
DEA: BP5739214
750 Pacific Ave.
San Francisco, CA 94133

Anda, Inc Hydrocodone Shipments to Ping Yuen Drug Store

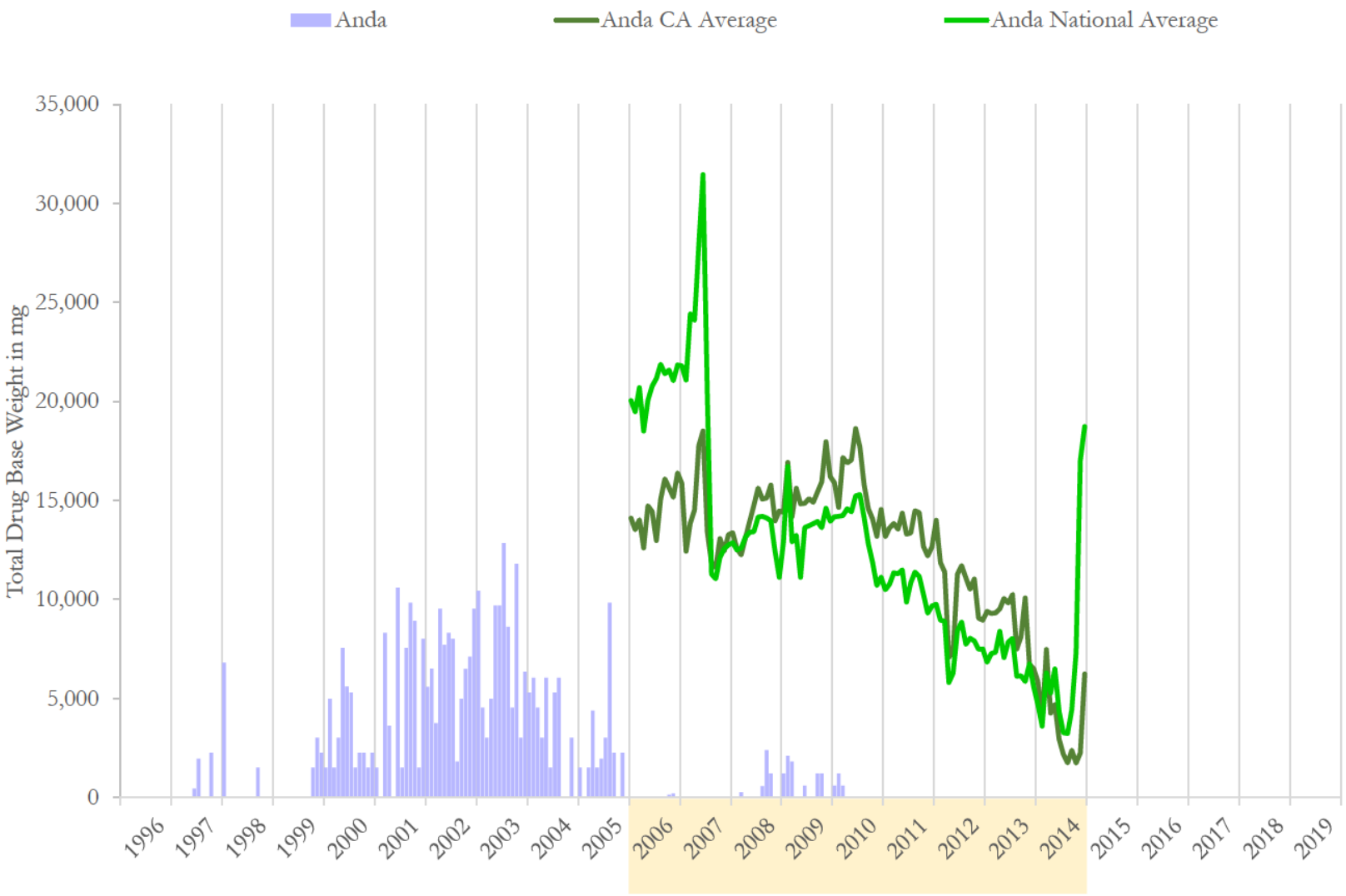

National and state averages reflect hydrocodone shipped from Anda, Inc to all active pharmacies each month.
Data source: ARCOS (2006-2014) and Defendant Distribution Data (Anda 12/1996 - 1/2015)

Ping Yuen Drug Store (6/1997 to 9/2010)
DEA: BP5739214
750 Pacific Ave
San Francisco, CA 94133

Anda, Inc Hydrocodone Shipments to Ping Yuen Drug Store

	Dosage Units		MME		Drug Base Weight in mg	
Date	Anda	% Change	Anda	% Change	Anda	% Change
01/1996	0		0		0	
02/1996	0	n/a	0	n/a	0	n/a
03/1996	0	n/a	0	n/a	0	n/a
04/1996	0	n/a	0	n/a	0	n/a
05/1996	0	n/a	0	n/a	0	n/a
06/1996	0	n/a	0	n/a	0	n/a
07/1996	0	n/a	0	n/a	0	n/a
08/1996	0	n/a	0	n/a	0	n/a
09/1996	0	n/a	0	n/a	0	n/a
10/1996	0	n/a	0	n/a	0	n/a
11/1996	0	n/a	0	n/a	0	n/a
12/1996	0	n/a	0	n/a	0	n/a
01/1997	0	n/a	0	n/a	0	n/a
02/1997	0	n/a	0	n/a	0	n/a
03/1997	0	n/a	0	n/a	0	n/a
04/1997	0	n/a	0	n/a	0	n/a
05/1997	0	n/a	0	n/a	0	n/a
06/1997	100	n/a	454	n/a	454	n/a
07/1997	600	500.0%	1,968	333.3%	1,968	333.3%
08/1997	0	-100.0%	0	-100.0%	0	-100.0%
09/1997	0	n/a	0	n/a	0	n/a
10/1997	500	n/a	2,270	n/a	2,270	n/a
11/1997	0	-100.0%	0	-100.0%	0	-100.0%
12/1997	0	n/a	0	n/a	0	n/a

Data source: ARCOS (2006-2014) and Defendant Distribution Data (Anda 12/1996 - 1/2015)

Ping Yuen Drug Store (6/1997 to 9/2010)
DEA: BP5739214
750 Pacific Ave
San Francisco, CA 94133

Anda, Inc Hydrocodone Shipments to Ping Yuen Drug Store

	Dosage Units		MME		Drug Base Weight in mg	
Date	Anda	% Change	Anda	% Change	Anda	% Change
01/1998	2,000	n/a	6,811	n/a	6,811	n/a
02/1998	0	-100.0%	0	-100.0%	0	-100.0%
03/1998	0	n/a	0	n/a	0	n/a
04/1998	0	n/a	0	n/a	0	n/a
05/1998	0	n/a	0	n/a	0	n/a
06/1998	0	n/a	0	n/a	0	n/a
07/1998	0	n/a	0	n/a	0	n/a
08/1998	0	n/a	0	n/a	0	n/a
09/1998	500	n/a	1,514	n/a	1,514	n/a
10/1998	0	-100.0%	0	-100.0%	0	-100.0%
11/1998	0	n/a	0	n/a	0	n/a
12/1998	0	n/a	0	n/a	0	n/a
01/1999	0	n/a	0	n/a	0	n/a
02/1999	0	n/a	0	n/a	0	n/a
03/1999	0	n/a	0	n/a	0	n/a
04/1999	0	n/a	0	n/a	0	n/a
05/1999	0	n/a	0	n/a	0	n/a
06/1999	0	n/a	0	n/a	0	n/a
07/1999	0	n/a	0	n/a	0	n/a
08/1999	0	n/a	0	n/a	0	n/a
09/1999	0	n/a	0	n/a	0	n/a
10/1999	500	n/a	1,514	n/a	1,514	n/a
11/1999	1,000	100.0%	3,027	100.0%	3,027	100.0%
12/1999	500	-50.0%	2,270	-25.0%	2,270	-25.0%

Data source: ARCOS (2006-2014) and Defendant Distribution Data (Anda 12/1996 - 1/2015)

Anda, Inc Hydrocodone Shipments to Ping Yuen Drug Store

	Dosage Units		MME		Drug Base Weight in mg	
Date	Anda	% Change	Anda	% Change	Anda	% Change
01/2000	500	0.0%	1,514	-33.3%	1,514	-33.3%
02/2000	1,200	140.0%	4,995	230.0%	4,995	230.0%
03/2000	500	-58.3%	1,514	-69.7%	1,514	-69.7%
04/2000	1,000	100.0%	3,027	100.0%	3,027	100.0%
05/2000	1,500	50.0%	7,568	150.0%	7,568	150.0%
06/2000	1,300	-13.3%	5,600	-26.0%	5,600	-26.0%
07/2000	1,500	15.4%	5,297	-5.4%	5,297	-5.4%
08/2000	500	-66.7%	1,514	-71.4%	1,514	-71.4%
09/2000	500	0.0%	2,270	50.0%	2,270	50.0%
10/2000	500	0.0%	2,270	0.0%	2,270	0.0%
11/2000	500	0.0%	1,514	-33.3%	1,514	-33.3%
12/2000	500	0.0%	2,270	50.0%	2,270	50.0%
01/2001	500	0.0%	1,514	-33.3%	1,514	-33.3%
02/2001	0	-100.0%	0	-100.0%	0	-100.0%
03/2001	2,000	n/a	8,324	n/a	8,324	n/a
04/2001	1,100	-45.0%	3,632	-56.4%	3,632	-56.4%
05/2001	0	-100.0%	0	-100.0%	0	-100.0%
06/2001	2,500	n/a	10,595	n/a	10,595	n/a
07/2001	500	-80.0%	1,514	-85.7%	1,514	-85.7%
08/2001	2,000	300.0%	7,568	400.0%	7,568	400.0%
09/2001	2,000	0.0%	9,838	30.0%	9,838	30.0%
10/2001	2,600	30.0%	8,930	-9.2%	8,930	-9.2%
11/2001	500	-80.8%	1,514	-83.1%	1,514	-83.1%
12/2001	1,900	280.0%	8,022	430.0%	8,022	430.0%

Data source: ARCOS (2006-2014) and Defendant Distribution Data (Anda 12/1996 - 1/2015)

Ping Yuen Drug Store (6/1997 to 9/2010)
DEA: BP5739214
750 Pacific Ave
San Francisco, CA 94133

Anda, Inc Hydrocodone Shipments to Ping Yuen Drug Store

	Dosage Units		MME		Drug Base Weight in mg	
Date	Anda	% Change	Anda	% Change	Anda	% Change
01/2002	1,300	-31.6%	5,592	-30.3%	5,592	-30.3%
02/2002	1,700	30.8%	6,508	16.4%	6,508	16.4%
03/2002	700	-58.8%	3,768	-42.1%	3,768	-42.1%
04/2002	2,200	214.3%	9,535	153.1%	9,535	153.1%
05/2002	1,900	-13.6%	7,719	-19.0%	7,719	-19.0%
06/2002	2,000	5.3%	8,324	7.8%	8,324	7.8%
07/2002	2,200	10.0%	8,022	-3.6%	8,022	-3.6%
08/2002	300	-86.4%	1,816	-77.4%	1,816	-77.4%
09/2002	1,200	300.0%	4,995	175.0%	4,995	175.0%
10/2002	1,400	16.7%	6,492	30.0%	6,492	30.0%
11/2002	1,800	28.6%	7,113	9.6%	7,113	9.6%
12/2002	1,700	-5.6%	9,535	34.0%	9,535	34.0%
01/2003	2,600	52.9%	10,443	9.5%	10,443	9.5%
02/2003	1,000	-61.5%	4,541	-56.5%	4,541	-56.5%
03/2003	500	-50.0%	3,027	-33.3%	3,027	-33.3%
04/2003	1,200	140.0%	4,995	65.0%	4,995	65.0%
05/2003	2,600	116.7%	9,686	93.9%	9,686	93.9%
06/2003	2,600	0.0%	9,686	0.0%	9,686	0.0%
07/2003	2,500	-3.8%	12,865	32.8%	12,865	32.8%
08/2003	2,300	-8.0%	8,627	-32.9%	8,627	-32.9%
09/2003	1,500	-34.8%	4,541	-47.4%	4,541	-47.4%
10/2003	2,200	46.7%	11,805	160.0%	11,805	160.0%
11/2003	1,000	-54.5%	3,027	-74.4%	3,027	-74.4%
12/2003	1,800	80.0%	6,357	110.0%	6,357	110.0%

Data source: ARCOS (2006-2014) and Defendant Distribution Data (Anda 12/1996 - 1/2015)

Ping Yuen Drug Store (6/1997 to 9/2010)
DEA: BP5739214
750 Pacific Ave
San Francisco, CA 94133

Anda, Inc Hydrocodone Shipments to Ping Yuen Drug Store

	Dosage Units		MME		Drug Base Weight in mg	
Date	Anda	% Change	Anda	% Change	Anda	% Change
01/2004	1,500	-16.7%	5,297	-16.7%	5,297	-16.7%
02/2004	1,500	0.0%	6,054	14.3%	6,054	14.3%
03/2004	1,500	0.0%	4,541	-25.0%	4,541	-25.0%
04/2004	500	-66.7%	3,027	-33.3%	3,027	-33.3%
05/2004	2,000	300.0%	6,054	100.0%	6,054	100.0%
06/2004	500	-75.0%	1,514	-75.0%	1,514	-75.0%
07/2004	1,500	200.0%	5,297	250.0%	5,297	250.0%
08/2004	1,500	0.0%	6,054	14.3%	6,054	14.3%
09/2004	0	-100.0%	0	-100.0%	0	-100.0%
10/2004	0	n/a	0	n/a	0	n/a
11/2004	1,000	n/a	3,027	n/a	3,027	n/a
12/2004	0	-100.0%	0	-100.0%	0	-100.0%
01/2005	500	n/a	1,514	n/a	1,514	n/a
02/2005	0	-100.0%	0	-100.0%	0	-100.0%
03/2005	500	n/a	1,514	n/a	1,514	n/a
04/2005	1,300	160.0%	4,389	190.0%	4,389	190.0%
05/2005	500	-61.5%	1,514	-65.5%	1,514	-65.5%
06/2005	600	20.0%	1,968	30.0%	1,968	30.0%
07/2005	1,000	66.7%	3,027	53.8%	3,027	53.8%
08/2005	2,500	150.0%	9,838	225.0%	9,838	225.0%
09/2005	500	-80.0%	2,270	-76.9%	2,270	-76.9%
10/2005	0	-100.0%	0	-100.0%	0	-100.0%
11/2005	500	n/a	2,270	n/a	2,270	n/a
12/2005	0	-100.0%	0	-100.0%	0	-100.0%

Data source: ARCOS (2006-2014) and Defendant Distribution Data (Anda 12/1996 - 1/2015)

Ping Yuen Drug Store (6/1997 to 9/2010)
DEA: BP5739214
750 Pacific Ave
San Francisco, CA 94133

Anda, Inc Hydrocodone Shipments to Ping Yuen Drug Store

	Dosage Units		MME		Drug Base Weight in mg	
Date	Anda	% Change	Anda	% Change	Anda	% Change
01/2006	0	n/a	0	n/a	0	n/a
02/2006	0	n/a	0	n/a	0	n/a
03/2006	0	n/a	0	n/a	0	n/a
04/2006	0	n/a	0	n/a	0	n/a
05/2006	0	n/a	0	n/a	0	n/a
06/2006	0	n/a	0	n/a	0	n/a
07/2006	0	n/a	0	n/a	0	n/a
08/2006	0	n/a	0	n/a	0	n/a
09/2006	0	n/a	0	n/a	0	n/a
10/2006	0	n/a	143	n/a	143	n/a
11/2006	0	n/a	201	40.0%	201	40.0%
12/2006	0	n/a	0	-100.0%	0	-100.0%
01/2007	0	n/a	0	n/a	0	n/a
02/2007	0	n/a	0	n/a	0	n/a
03/2007	0	n/a	0	n/a	0	n/a
04/2007	0	n/a	0	n/a	0	n/a
05/2007	0	n/a	0	n/a	0	n/a
06/2007	0	n/a	0	n/a	0	n/a
07/2007	0	n/a	0	n/a	0	n/a
08/2007	0	n/a	0	n/a	0	n/a
09/2007	0	n/a	0	n/a	0	n/a
10/2007	0	n/a	0	n/a	0	n/a
11/2007	0	n/a	0	n/a	0	n/a
12/2007	0	n/a	0	n/a	0	n/a

Data source: ARCOS (2006-2014) and Defendant Distribution Data (Anda 12/1996 - 1/2015)

Ping Yuen Drug Store (6/1997 to 9/2010)
DEA: BP5739214
750 Pacific Ave
San Francisco, CA 94133

Anda, Inc Hydrocodone Shipments to Ping Yuen Drug Store

	Dosage Units		MME		Drug Base Weight in mg	
Date	Anda	% Change	Anda	% Change	Anda	% Change
01/2008	0	n/a	0	n/a	0	n/a
02/2008	0	n/a	0	n/a	0	n/a
03/2008	0	n/a	286	n/a	286	n/a
04/2008	0	n/a	0	-100.0%	0	-100.0%
05/2008	0	n/a	0	n/a	0	n/a
06/2008	0	n/a	0	n/a	0	n/a
07/2008	0	n/a	0	n/a	0	n/a
08/2008	0	n/a	573	n/a	573	n/a
09/2008	300	n/a	2,389	317.0%	2,389	317.0%
10/2008	200	-33.3%	1,211	-49.3%	1,211	-49.3%
11/2008	0	-100.0%	0	-100.0%	0	-100.0%
12/2008	0	n/a	0	n/a	0	n/a
01/2009	200	n/a	1,211	n/a	1,211	n/a
02/2009	300	50.0%	2,103	73.7%	2,103	73.7%
03/2009	300	0.0%	1,816	-13.6%	1,816	-13.6%
04/2009	0	-100.0%	0	-100.0%	0	-100.0%
05/2009	0	n/a	0	n/a	0	n/a
06/2009	200	n/a	605	n/a	605	n/a
07/2009	0	-100.0%	0	-100.0%	0	-100.0%
08/2009	0	n/a	0	n/a	0	n/a
09/2009	200	n/a	1,211	n/a	1,211	n/a
10/2009	200	0.0%	1,211	0.0%	1,211	0.0%
11/2009	0	-100.0%	0	-100.0%	0	-100.0%
12/2009	0	n/a	0	n/a	0	n/a

Data source: ARCOS (2006-2014) and Defendant Distribution Data (Anda 12/1996 - 1/2015)

Ping Yuen Drug Store (6/1997 to 9/2010)
DEA: BP5739214
750 Pacific Ave
San Francisco, CA 94133

Anda, Inc Hydrocodone Shipments to Ping Yuen Drug Store

	Dosage Units		MME		Drug Base Weight in mg	
Date	Anda	% Change	Anda	% Change	Anda	% Change
01/2010	100	n/a	605	n/a	605	n/a
02/2010	200	100.0%	1,211	100.0%	1,211	100.0%
03/2010	100	-50.0%	605	-50.0%	605	-50.0%
04/2010	0	-100.0%	0	-100.0%	0	-100.0%
05/2010	0	n/a	0	n/a	0	n/a
06/2010	0	n/a	0	n/a	0	n/a
07/2010	0	n/a	0	n/a	0	n/a
08/2010	0	n/a	0	n/a	0	n/a
09/2010	0	n/a	0	n/a	0	n/a
10/2010	0	n/a	0	n/a	0	n/a
11/2010	0	n/a	0	n/a	0	n/a
12/2010	0	n/a	0	n/a	0	n/a
01/2011	0	n/a	0	n/a	0	n/a
02/2011	0	n/a	0	n/a	0	n/a
03/2011	0	n/a	0	n/a	0	n/a
04/2011	0	n/a	0	n/a	0	n/a
05/2011	0	n/a	0	n/a	0	n/a
06/2011	0	n/a	0	n/a	0	n/a
07/2011	0	n/a	0	n/a	0	n/a
08/2011	0	n/a	0	n/a	0	n/a
09/2011	0	n/a	0	n/a	0	n/a
10/2011	0	n/a	0	n/a	0	n/a
11/2011	0	n/a	0	n/a	0	n/a
12/2011	0	n/a	0	n/a	0	n/a

Data source: ARCOS (2006-2014) and Defendant Distribution Data (Anda 12/1996 - 1/2015)

Ping Yuen Drug Store (6/1997 to 9/2010)
DEA: BP5739214
750 Pacific Ave
San Francisco, CA 94133

Anda, Inc Hydrocodone Shipments to Ping Yuen Drug Store

	Dosage Units		MME		Drug Base Weight in mg	
Date	**Anda**	**% Change**	**Anda**	**% Change**	**Anda**	**% Change**
1996	0		0		0	
1997	1,200	n/a	4,692	n/a	4,692	n/a
1998	2,500	108.3%	8,324	77.4%	8,324	77.4%
1999	2,000	-20.0%	6,811	-18.2%	6,811	-18.2%
2000	10,000	400.0%	39,351	477.8%	39,351	477.8%
2001	15,600	56.0%	61,448	56.2%	61,448	56.2%
2002	18,400	17.9%	79,418	29.2%	79,418	29.2%
2003	21,800	18.5%	89,599	12.8%	89,599	12.8%
2004	11,500	-47.2%	40,865	-54.4%	40,865	-54.4%
2005	7,900	-31.3%	28,302	-30.7%	28,302	-30.7%
2006	0	-100.0%	344	-98.8%	344	-98.8%
2007	0	n/a	0	-100.0%	0	-100.0%
2008	500	n/a	4,459	n/a	4,459	n/a
2009	1,400	180.0%	8,157	82.9%	8,157	82.9%
2010	400	-71.4%	2,422	-70.3%	2,422	-70.3%
2011	0	-100.0%	0	-100.0%	0	-100.0%
2012	0	n/a	0	n/a	0	n/a
2013	0	n/a	0	n/a	0	n/a
2014	0	n/a	0	n/a	0	n/a
2015	0	n/a	0	n/a	0	n/a
2016	0	n/a	0	n/a	0	n/a
2017	0	n/a	0	n/a	0	n/a
2018	0	n/a	0	n/a	0	n/a
2019	0	n/a	0	n/a	0	n/a
Total	**93,200**		**374,191**		**374,191**	

Data source: ARCOS (2006-2014) and Defendant Distribution Data (Anda 12/1996 - 1/2015)

Ping Yuen Drug Store (6/1997 to 9/2010)
DEA: BP5739214
750 Pacific Ave.
San Francisco, CA 94133

Anda, Inc Hydrocodone Shipments to Ping Yuen Drug Store, by Strength

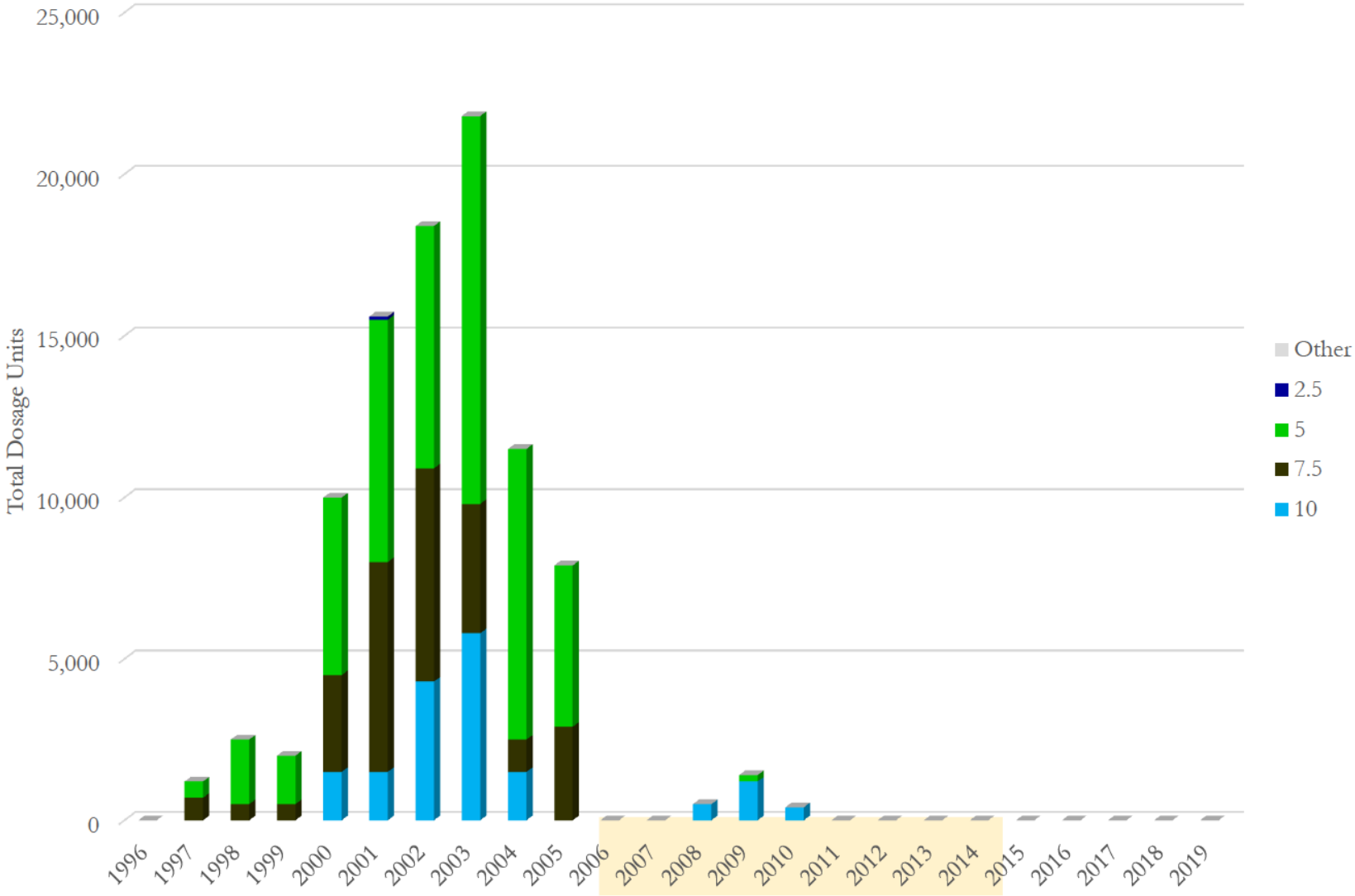

Data source: ARCOS (2006-2014) and Defendant Distribution Data (Anda 12/1996 - 1/2015)

Ping Yuen Drug Store (6/1997 to 9/2010)
DEA: BP5739214
750 Pacific Ave.
San Francisco, CA 94133

Anda, Inc Hydrocodone Shipments to Ping Yuen Drug Store, by Strength

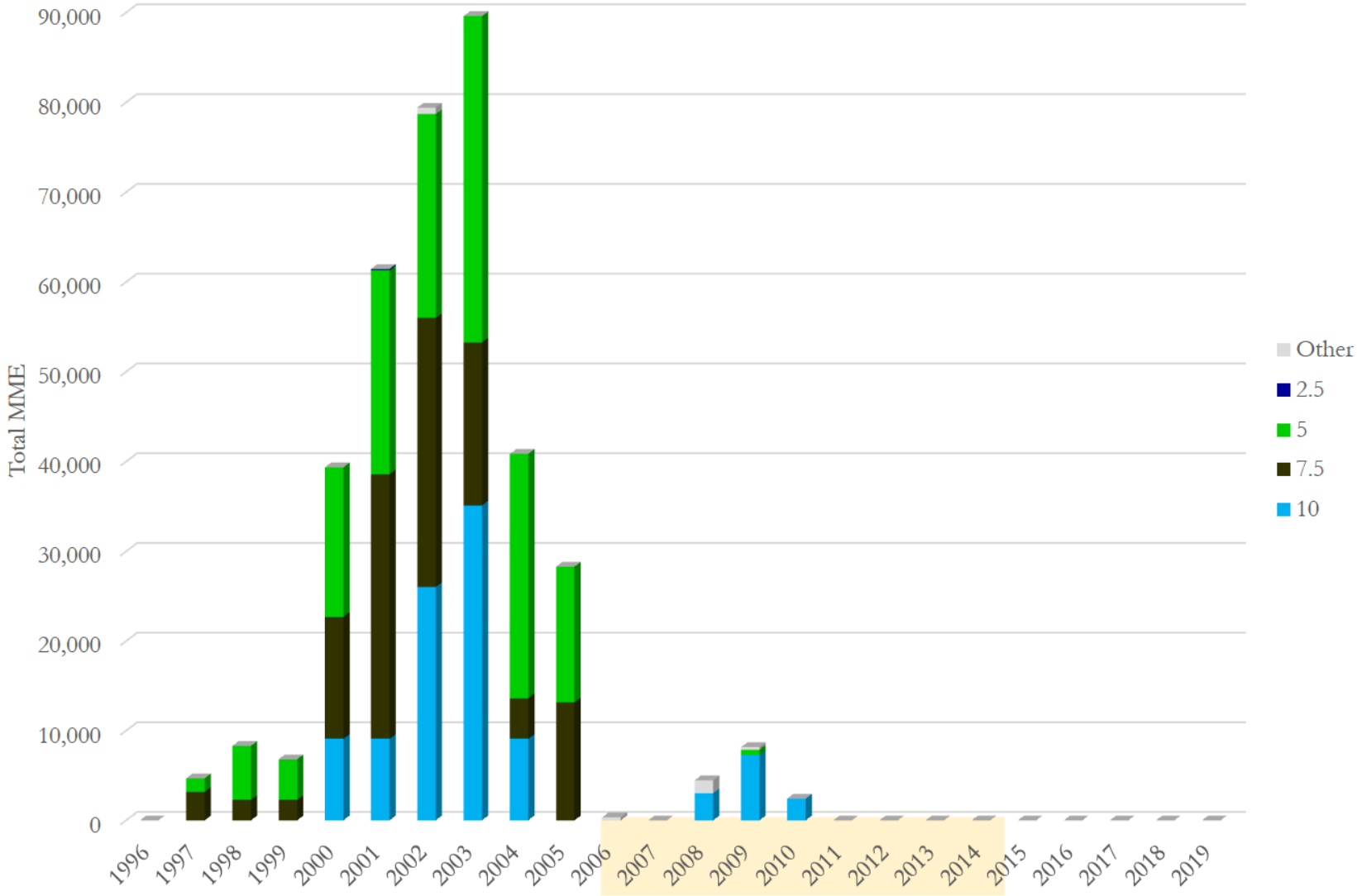

Data source: ARCOS (2006-2014) and Defendant Distribution Data (Anda 12/1996 - 1/2015)

Ping Yuen Drug Store (6/1997 to 9/2010)
DEA: BP5739214
750 Pacific Ave.
San Francisco, CA 94133

Anda, Inc Hydrocodone Shipments to Ping Yuen Drug Store, by Strength

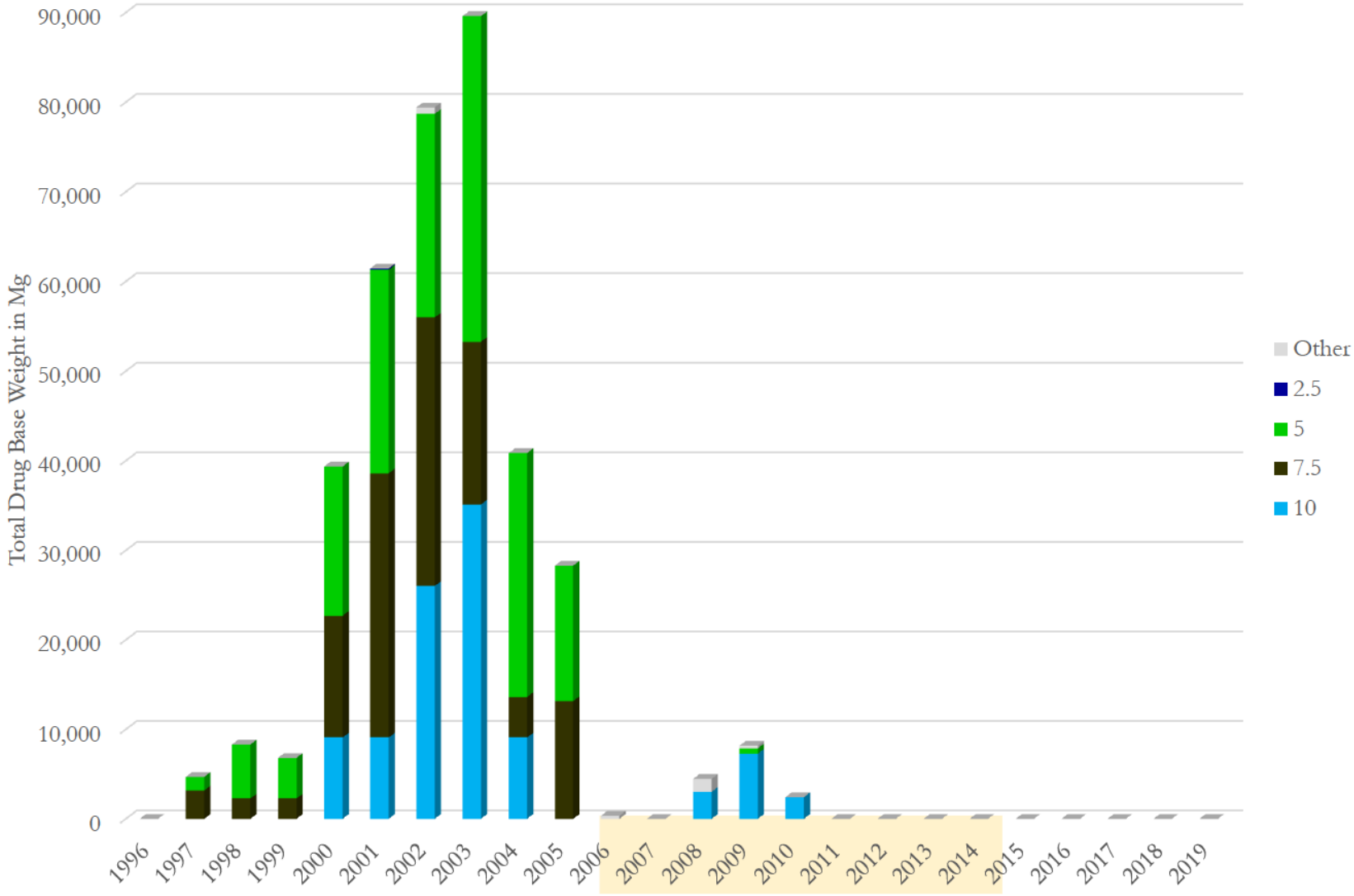

Data source: ARCOS (2006-2014) and Defendant Distribution Data (Anda 12/1996 - 1/2015)

Ping Yuen Drug Store (6/1997 to 9/2010)
DEA: BP5739214
750 Pacific Ave.
San Francisco, CA 94133

Anda, Inc Hydrocodone Shipments to Ping Yuen Drug Store, by Strength
(Total Dosage Units)

Strength Year\	10	7.5	5	2.5	Other	Total	Avg. Str
1996	0	0	0	0	0	**0**	
1997	0	700	500	0	0	**1,200**	6.46
1998	0	500	2,000	0	0	**2,500**	5.50
1999	0	500	1,500	0	0	**2,000**	5.63
2000	1,500	3,000	5,500	0	0	**10,000**	6.50
2001	1,500	6,500	7,500	100	0	**15,600**	6.51
2002	4,300	6,600	7,500	0	0	**18,400**	7.07
2003	5,800	4,000	12,000	0	0	**21,800**	6.79
2004	1,500	1,000	9,000	0	0	**11,500**	5.87
2005	0	2,900	5,000	0	0	**7,900**	5.92
2006	0	0	0	0	0	**0**	
2007	0	0	0	0	0	**0**	
2008	500	0	0	0	0	**500**	10.00
2009	1,200	0	200	0	0	**1,400**	9.29
2010	400	0	0	0	0	**400**	10.00
2011	0	0	0	0	0	**0**	
2012	0	0	0	0	0	**0**	
2013	0	0	0	0	0	**0**	
2014	0	0	0	0	0	**0**	
2015	0	0	0	0	0	**0**	
2016	0	0	0	0	0	**0**	
2017	0	0	0	0	0	**0**	
2018	0	0	0	0	0	**0**	
2019	0	0	0	0	0	**0**	
Total	**16,700**	**25,700**	**50,700**	**100**	**0**	**93,200**	6.58

Data source: ARCOS (2006-2014) and Defendant Distribution Data (Anda 12/1996 - 1/2015)

Ping Yuen Drug Store (6/1997 to 9/2010)
DEA: BP5739214
750 Pacific Ave.
San Francisco, CA 94133

Anda, Inc Hydrocodone Shipments to Ping Yuen Drug Store, by Strength (Total MME)

Strength / Year\	10	7.5	5	2.5	Other	Total	Avg. Str
1996	0	0	0	0	0	**0**	
1997	0	3,178	1,514	0	0	**4,692**	6.46
1998	0	2,270	6,054	0	0	**8,324**	5.50
1999	0	2,270	4,541	0	0	**6,811**	5.63
2000	9,081	13,622	16,649	0	0	**39,351**	6.50
2001	9,081	29,513	22,703	151	0	**61,448**	6.51
2002	26,032	29,967	22,703	0	716	**79,418**	7.07
2003	35,113	18,162	36,324	0	0	**89,599**	6.79
2004	9,081	4,541	27,243	0	0	**40,865**	5.87
2005	0	13,167	15,135	0	0	**28,302**	5.92
2006	0	0	0	0	344	**344**	
2007	0	0	0	0	0	**0**	
2008	3,027	0	0	0	1,432	**4,459**	10.00
2009	7,265	0	605	0	286	**8,157**	9.29
2010	2,422	0	0	0	0	**2,422**	10.00
2011	0	0	0	0	0	**0**	
2012	0	0	0	0	0	**0**	
2013	0	0	0	0	0	**0**	
2014	0	0	0	0	0	**0**	
2015	0	0	0	0	0	**0**	
2016	0	0	0	0	0	**0**	
2017	0	0	0	0	0	**0**	
2018	0	0	0	0	0	**0**	
2019	0	0	0	0	0	**0**	
Total	**101,102**	**116,691**	**153,469**	**151**	**2,779**	**374,191**	6.58

Data source: ARCOS (2006-2014) and Defendant Distribution Data (Anda 12/1996 - 1/2015)

Ping Yuen Drug Store (6/1997 to 9/2010)
DEA: BP5739214
750 Pacific Ave.
San Francisco, CA 94133

Anda, Inc Hydrocodone Shipments to Ping Yuen Drug Store, by Strength
(Total Drug Base Weight in Milligram)

Strength Year\	10	7.5	5	2.5	Other	Total	Avg. Str
1996	0	0	0	0	0	**0**	
1997	0	3,178	1,514	0	0	**4,692**	6.46
1998	0	2,270	6,054	0	0	**8,324**	5.50
1999	0	2,270	4,541	0	0	**6,811**	5.63
2000	9,081	13,622	16,649	0	0	**39,351**	6.50
2001	9,081	29,513	22,703	151	0	**61,448**	6.51
2002	26,032	29,967	22,703	0	716	**79,418**	7.07
2003	35,113	18,162	36,324	0	0	**89,599**	6.79
2004	9,081	4,541	27,243	0	0	**40,865**	5.87
2005	0	13,167	15,135	0	0	**28,302**	5.92
2006	0	0	0	0	344	**344**	
2007	0	0	0	0	0	**0**	
2008	3,027	0	0	0	1,432	**4,459**	10.00
2009	7,265	0	605	0	286	**8,157**	9.29
2010	2,422	0	0	0	0	**2,422**	10.00
2011	0	0	0	0	0	**0**	
2012	0	0	0	0	0	**0**	
2013	0	0	0	0	0	**0**	
2014	0	0	0	0	0	**0**	
2015	0	0	0	0	0	**0**	
2016	0	0	0	0	0	**0**	
2017	0	0	0	0	0	**0**	
2018	0	0	0	0	0	**0**	
2019	0	0	0	0	0	**0**	
Total	**101,102**	**116,691**	**153,469**	**151**	**2,779**	**374,191**	6.58

Data source: ARCOS (2006-2014) and Defendant Distribution Data (Anda 12/1996 - 1/2015)

Walgreens # 15127 (7/2012 to 12/2017)
DEA: FW3312408
1175 Columbus Ave.
San Francisco, CA 94133

Walgreen Co Oxycodone Shipments to Walgreens # 15127

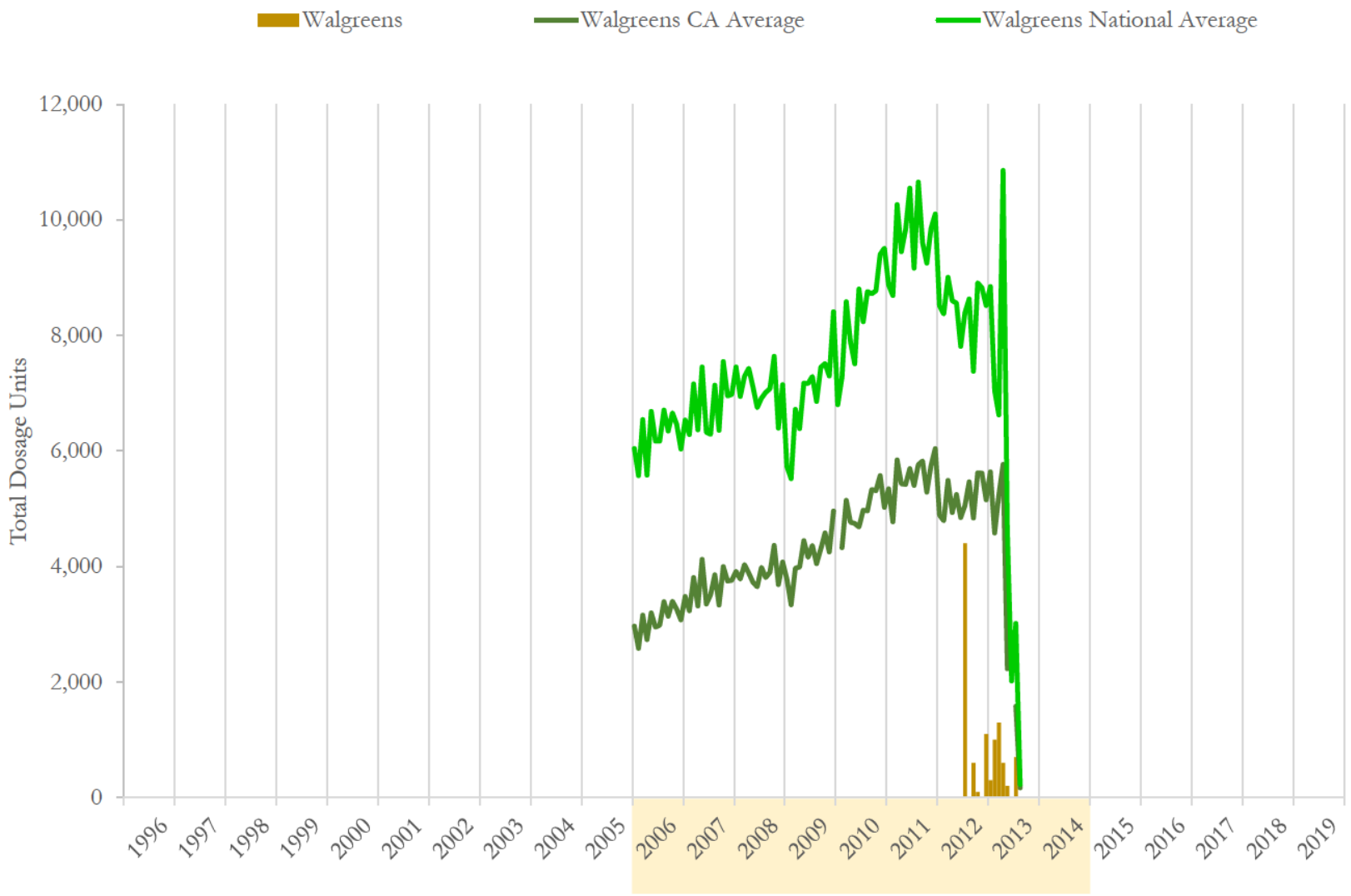

National and state averages reflect oxycodone shipped from Walgreen Co to all active pharmacies each month.
Data source: ARCOS (2006-2014) and Defendant Distribution Data (Walgreens 1/2006 - 3/2014)

Walgreens # 15127 (7/2012 to 12/2017)
DEA: FW3312408
1175 Columbus Ave.
San Francisco, CA 94133

Walgreen Co Oxycodone Shipments to Walgreens # 15127

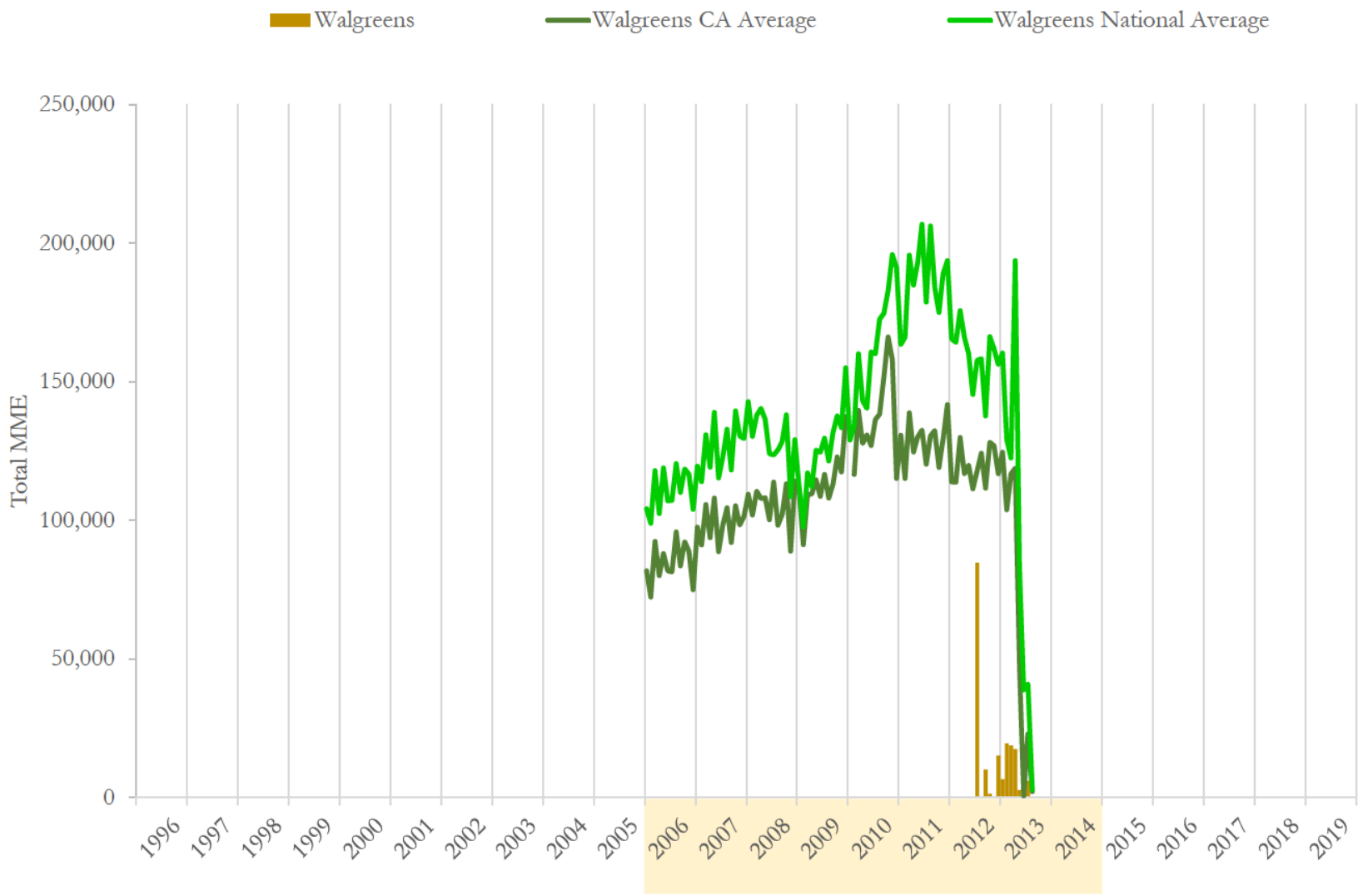

National and state averages reflect oxycodone shipped from Walgreen Co to all active pharmacies each month.
Data source: ARCOS (2006-2014) and Defendant Distribution Data (Walgreens 1/2006 - 3/2014)

Walgreens # 15127 (7/2012 to 12/2017)
DEA: FW3312408
1175 Columbus Ave.
San Francisco, CA 94133

Walgreen Co Oxycodone Shipments to Walgreens # 15127

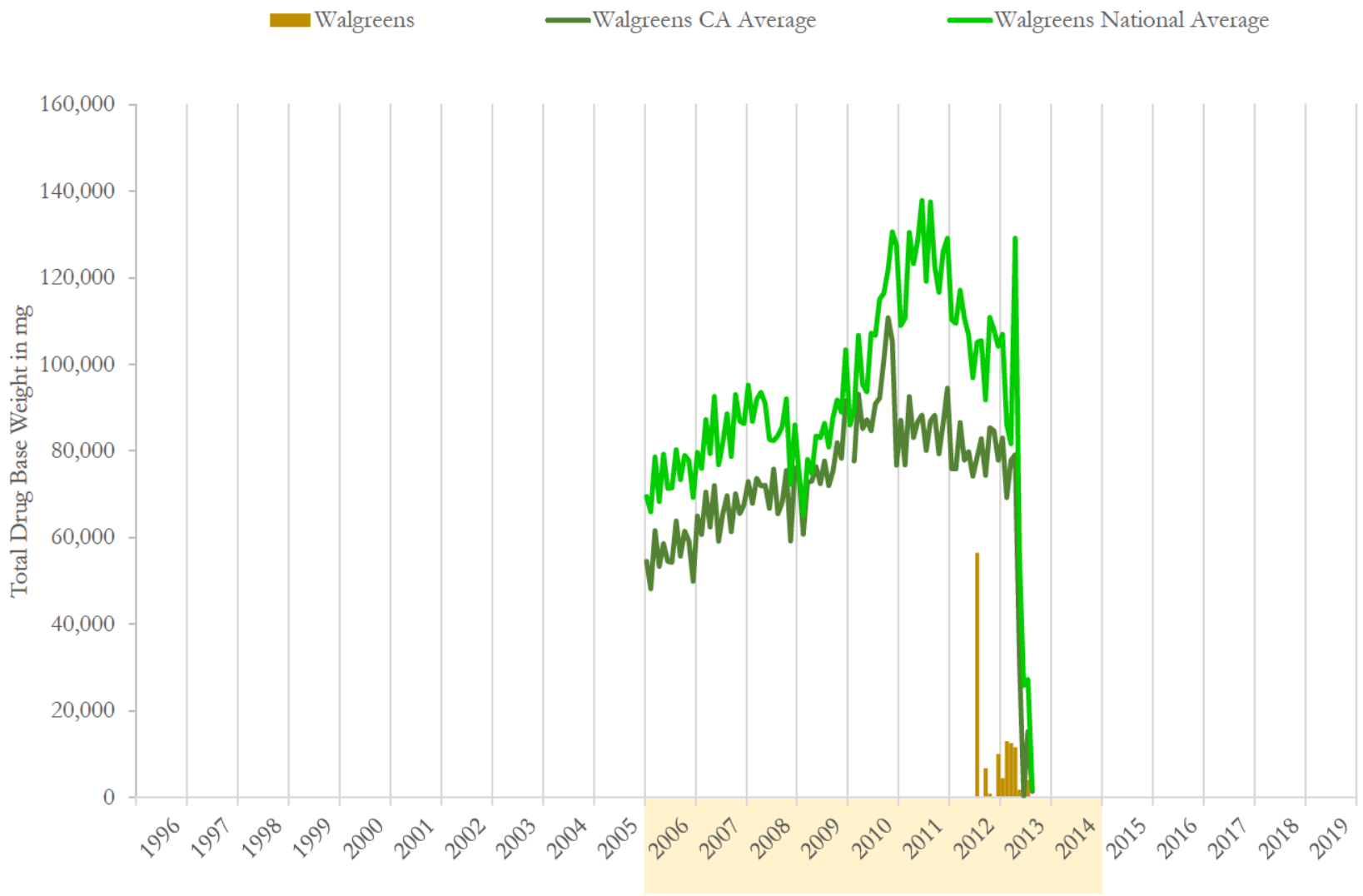

National and state averages reflect oxycodone shipped from Walgreen Co to all active pharmacies each month.
Data source: ARCOS (2006-2014) and Defendant Distribution Data (Walgreens 1/2006 - 3/2014)

Walgreen Co Oxycodone Shipments to Walgreens # 15127

	Dosage Units		MME		Drug Base Weight in mg	
Date	Walgreens	% Change	Walgreens	% Change	Walgreens	% Change
01/2012	0	n/a	0	n/a	0	n/a
02/2012	0	n/a	0	n/a	0	n/a
03/2012	0	n/a	0	n/a	0	n/a
04/2012	0	n/a	0	n/a	0	n/a
05/2012	0	n/a	0	n/a	0	n/a
06/2012	0	n/a	0	n/a	0	n/a
07/2012	4,400	n/a	84,719	n/a	56,480	n/a
08/2012	0	-100.0%	0	-100.0%	0	-100.0%
09/2012	600	n/a	10,086	n/a	6,724	n/a
10/2012	100	-83.3%	1,345	-86.7%	897	-86.7%
11/2012	0	-100.0%	0	-100.0%	0	-100.0%
12/2012	1,100	n/a	15,128	n/a	10,086	n/a
01/2013	300	-72.7%	6,724	-55.6%	4,483	-55.6%
02/2013	1,000	233.3%	19,499	190.0%	12,999	190.0%
03/2013	1,300	30.0%	18,827	-3.4%	12,551	-3.4%
04/2013	600	-53.8%	17,482	-7.1%	11,655	-7.1%
05/2013	200	-66.7%	2,690	-84.6%	1,793	-84.6%
06/2013	0	-100.0%	0	-100.0%	0	-100.0%
07/2013	700	n/a	6,051	n/a	4,034	n/a
08/2013	0	-100.0%	0	-100.0%	0	-100.0%
09/2013	0	n/a	0	n/a	0	n/a
10/2013	0	n/a	0	n/a	0	n/a
11/2013	0	n/a	0	n/a	0	n/a
12/2013	0	n/a	0	n/a	0	n/a

Data source: ARCOS (2006-2014) and Defendant Distribution Data (Walgreens 1/2006 - 3/2014)

Walgreens # 15127 (7/2012 to 12/2017)
DEA: FW3312408
1175 Columbus Ave
San Francisco, CA 94133

Walgreen Co Oxycodone Shipments to Walgreens # 15127

	Dosage Units		MME		Drug Base Weight in mg	
Date	Walgreens	% Change	Walgreens	% Change	Walgreens	% Change
1996	0		0		0	
1997	0	n/a	0	n/a	0	n/a
1998	0	n/a	0	n/a	0	n/a
1999	0	n/a	0	n/a	0	n/a
2000	0	n/a	0	n/a	0	n/a
2001	0	n/a	0	n/a	0	n/a
2002	0	n/a	0	n/a	0	n/a
2003	0	n/a	0	n/a	0	n/a
2004	0	n/a	0	n/a	0	n/a
2005	0	n/a	0	n/a	0	n/a
2006	0	n/a	0	n/a	0	n/a
2007	0	n/a	0	n/a	0	n/a
2008	0	n/a	0	n/a	0	n/a
2009	0	n/a	0	n/a	0	n/a
2010	0	n/a	0	n/a	0	n/a
2011	0	n/a	0	n/a	0	n/a
2012	6,200	n/a	111,278	n/a	74,185	n/a
2013	4,100	-33.9%	71,272	-36.0%	47,515	-36.0%
2014	0	-100.0%	0	-100.0%	0	-100.0%
2015	0	n/a	0	n/a	0	n/a
2016	0	n/a	0	n/a	0	n/a
2017	0	n/a	0	n/a	0	n/a
2018	0	n/a	0	n/a	0	n/a
2019	0	n/a	0	n/a	0	n/a
Total	**10,300**		**182,550**		**121,700**	

Data source: ARCOS (2006-2014) and Defendant Distribution Data (Walgreens 1/2006 - 3/2014)

Walgreens # 15127 (7/2012 to 12/2017)
DEA: FW3312408
1175 Columbus Ave.
San Francisco, CA 94133

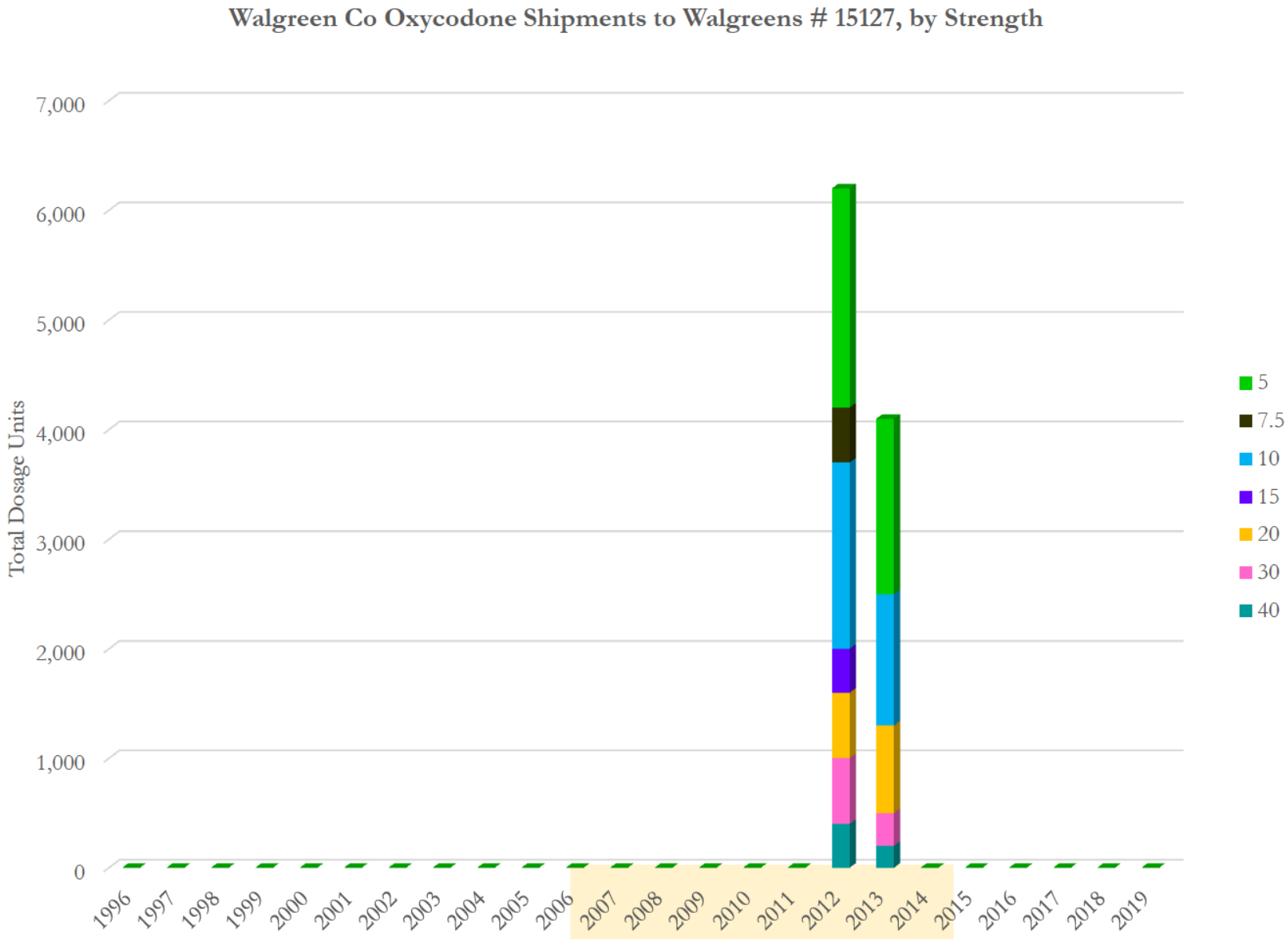

Data source: ARCOS (2006-2014) and Defendant Distribution Data (Walgreens 1/2006 - 3/2014)

Walgreens # 15127 (7/2012 to 12/2017)
DEA: FW3312408
1175 Columbus Ave.
San Francisco, CA 94133

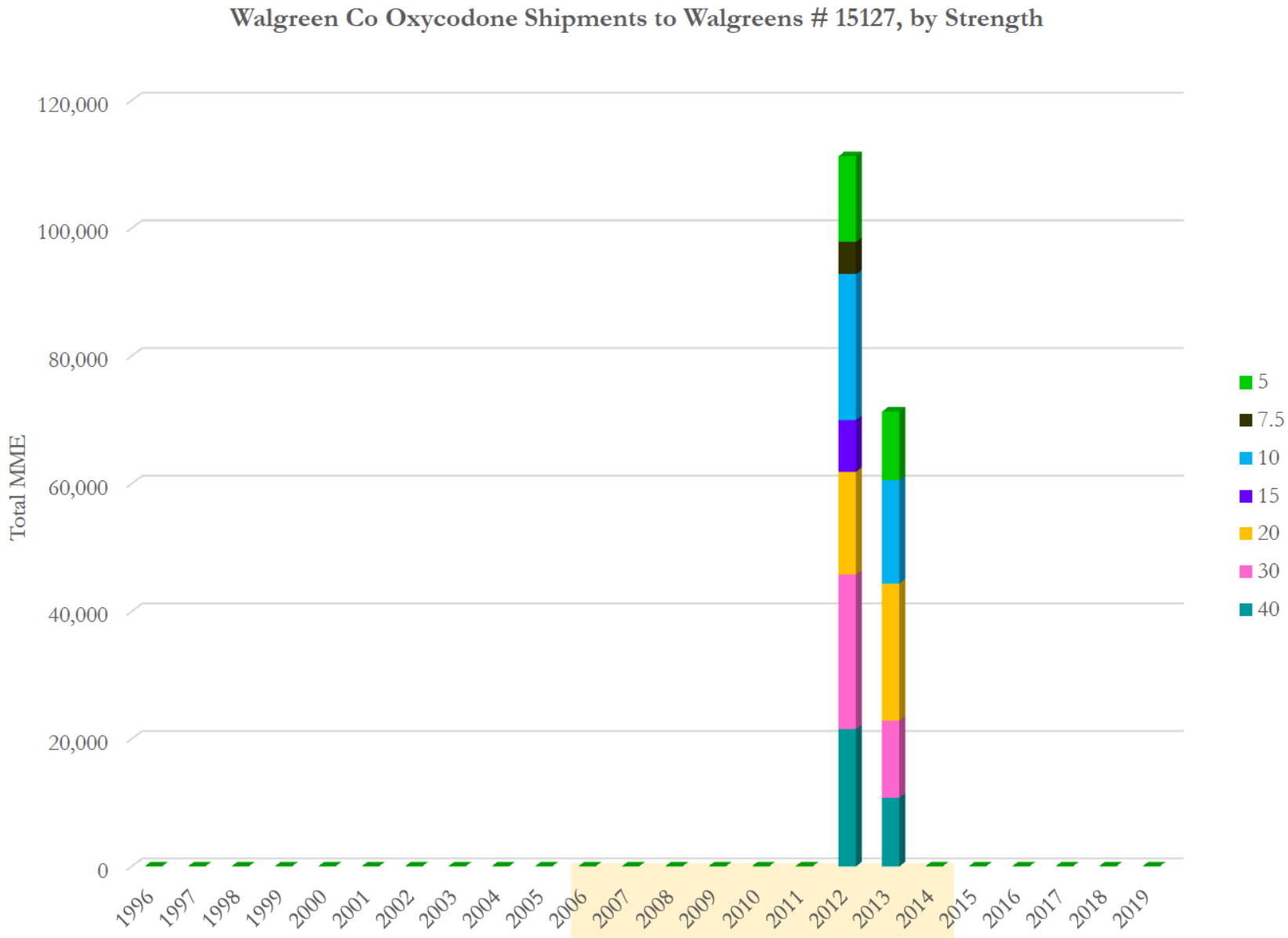

Data source: ARCOS (2006-2014) and Defendant Distribution Data (Walgreens 1/2006 - 3/2014)

Walgreens # 15127 (7/2012 to 12/2017)
DEA: FW3312408
1175 Columbus Ave.
San Francisco, CA 94133

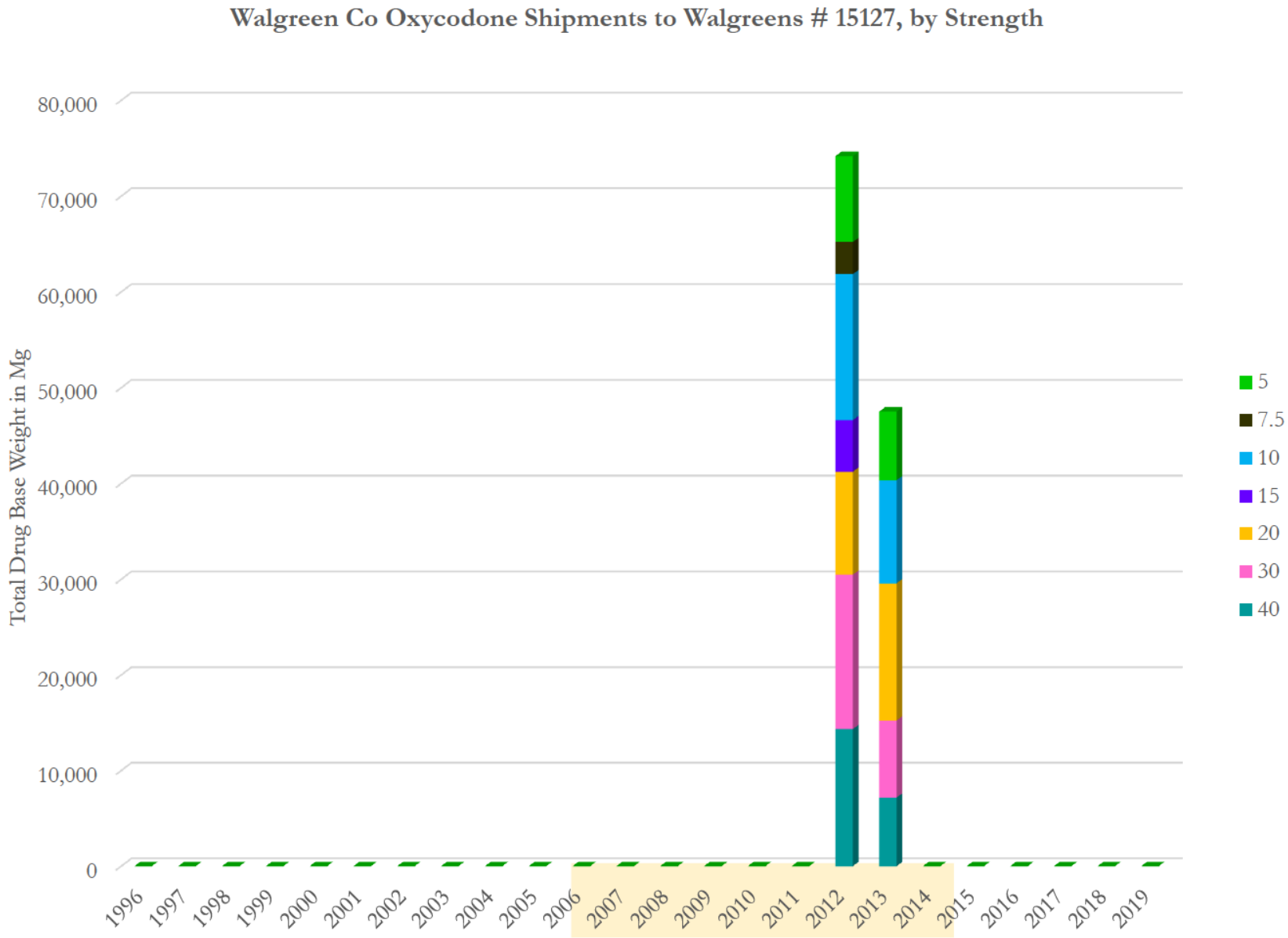

Data source: ARCOS (2006-2014) and Defendant Distribution Data (Walgreens 1/2006 - 3/2014)

Walgreens # 15127 (7/2012 to 12/2017)
DEA: FW3312408
1175 Columbus Ave.
San Francisco, CA 94133

Walgreen Co Oxycodone Shipments to Walgreens # 15127, by Strength
(Total Dosage Units)

Strength Year\	40	30	20	15	10	7.5	5	Total	Avg. Str
1996	0	0	0	0	0	0	0	**0**	
1997	0	0	0	0	0	0	0	**0**	
1998	0	0	0	0	0	0	0	**0**	
1999	0	0	0	0	0	0	0	**0**	
2000	0	0	0	0	0	0	0	**0**	
2001	0	0	0	0	0	0	0	**0**	
2002	0	0	0	0	0	0	0	**0**	
2003	0	0	0	0	0	0	0	**0**	
2004	0	0	0	0	0	0	0	**0**	
2005	0	0	0	0	0	0	0	**0**	
2006	0	0	0	0	0	0	0	**0**	
2007	0	0	0	0	0	0	0	**0**	
2008	0	0	0	0	0	0	0	**0**	
2009	0	0	0	0	0	0	0	**0**	
2010	0	0	0	0	0	0	0	**0**	
2011	0	0	0	0	0	0	0	**0**	
2012	400	600	600	400	1,700	500	2,000	**6,200**	13.35
2013	200	300	800	0	1,200	0	1,600	**4,100**	12.93
2014	0	0	0	0	0	0	0	**0**	
2015	0	0	0	0	0	0	0	**0**	
2016	0	0	0	0	0	0	0	**0**	
2017	0	0	0	0	0	0	0	**0**	
2018	0	0	0	0	0	0	0	**0**	
2019	0	0	0	0	0	0	0	**0**	
Total	**600**	**900**	**1,400**	**400**	**2,900**	**500**	**3,600**	**10,300**	13.18

Data source: ARCOS (2006-2014) and Defendant Distribution Data (Walgreens 1/2006 - 3/2014)

Walgreens # 15127 (7/2012 to 12/2017)
DEA: FW3312408
1175 Columbus Ave.
San Francisco, CA 94133

Walgreen Co Oxycodone Shipments to Walgreens # 15127, by Strength
(Total MME)

Strength Year\	40	30	20	15	10	7.5	5	Total	Avg. Str
1996	0	0	0	0	0	0	0	**0**	
1997	0	0	0	0	0	0	0	**0**	
1998	0	0	0	0	0	0	0	**0**	
1999	0	0	0	0	0	0	0	**0**	
2000	0	0	0	0	0	0	0	**0**	
2001	0	0	0	0	0	0	0	**0**	
2002	0	0	0	0	0	0	0	**0**	
2003	0	0	0	0	0	0	0	**0**	
2004	0	0	0	0	0	0	0	**0**	
2005	0	0	0	0	0	0	0	**0**	
2006	0	0	0	0	0	0	0	**0**	
2007	0	0	0	0	0	0	0	**0**	
2008	0	0	0	0	0	0	0	**0**	
2009	0	0	0	0	0	0	0	**0**	
2010	0	0	0	0	0	0	0	**0**	
2011	0	0	0	0	0	0	0	**0**	
2012	21,516	24,206	16,137	8,069	22,861	5,043	13,448	**111,278**	13.35
2013	10,758	12,103	21,516	0	16,137	0	10,758	**71,272**	12.93
2014	0	0	0	0	0	0	0	**0**	
2015	0	0	0	0	0	0	0	**0**	
2016	0	0	0	0	0	0	0	**0**	
2017	0	0	0	0	0	0	0	**0**	
2018	0	0	0	0	0	0	0	**0**	
2019	0	0	0	0	0	0	0	**0**	
Total	**32,274**	**36,308**	**37,653**	**8,069**	**38,998**	**5,043**	**24,206**	**182,550**	13.18

Data source: ARCOS (2006-2014) and Defendant Distribution Data (Walgreens 1/2006 - 3/2014)

Walgreens # 15127 (7/2012 to 12/2017)
DEA: FW3312408
1175 Columbus Ave.
San Francisco, CA 94133

Walgreen Co Oxycodone Shipments to Walgreens # 15127, by Strength
(Total Drug Base Weight in Milligram)

Strength Year\	40	30	20	15	10	7.5	5	Total	Avg. Str
1996	0	0	0	0	0	0	0	**0**	
1997	0	0	0	0	0	0	0	**0**	
1998	0	0	0	0	0	0	0	**0**	
1999	0	0	0	0	0	0	0	**0**	
2000	0	0	0	0	0	0	0	**0**	
2001	0	0	0	0	0	0	0	**0**	
2002	0	0	0	0	0	0	0	**0**	
2003	0	0	0	0	0	0	0	**0**	
2004	0	0	0	0	0	0	0	**0**	
2005	0	0	0	0	0	0	0	**0**	
2006	0	0	0	0	0	0	0	**0**	
2007	0	0	0	0	0	0	0	**0**	
2008	0	0	0	0	0	0	0	**0**	
2009	0	0	0	0	0	0	0	**0**	
2010	0	0	0	0	0	0	0	**0**	
2011	0	0	0	0	0	0	0	**0**	
2012	14,344	16,137	10,758	5,379	15,241	3,362	8,965	**74,185**	13.35
2013	7,172	8,069	14,344	0	10,758	0	7,172	**47,515**	12.93
2014	0	0	0	0	0	0	0	**0**	
2015	0	0	0	0	0	0	0	**0**	
2016	0	0	0	0	0	0	0	**0**	
2017	0	0	0	0	0	0	0	**0**	
2018	0	0	0	0	0	0	0	**0**	
2019	0	0	0	0	0	0	0	**0**	
Total	**21,516**	**24,206**	**25,102**	**5,379**	**25,999**	**3,362**	**16,137**	**121,700**	13.18

Data source: ARCOS (2006-2014) and Defendant Distribution Data (Walgreens 1/2006 - 3/2014)

Walgreens # 15127 (7/2012 to 12/2017)
DEA: FW3312408
1175 Columbus Ave.
San Francisco, CA 94133

Walgreen Co Hydrocodone Shipments to Walgreens # 15127

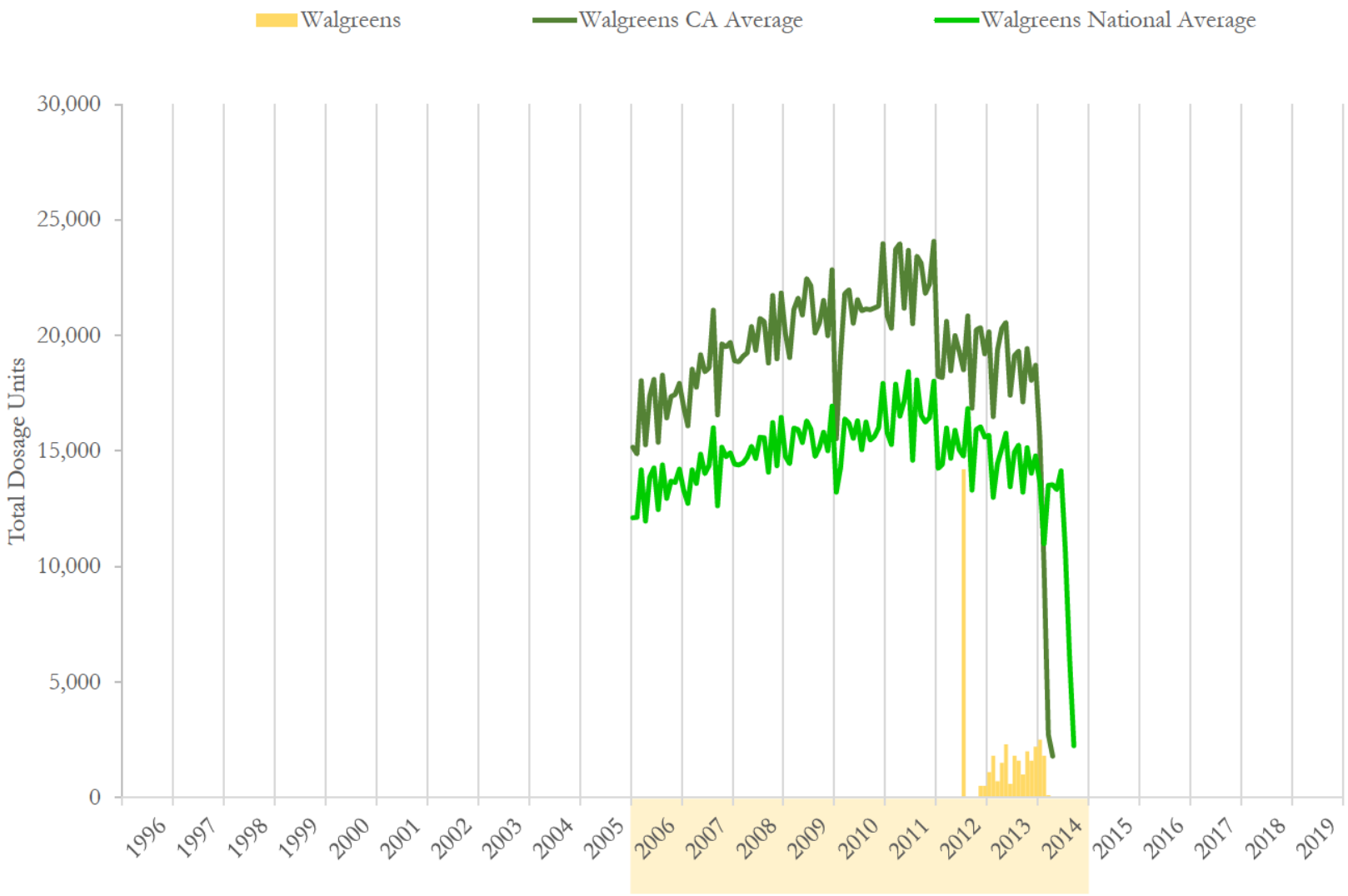

National and state averages reflect hydrocodone shipped from Walgreen Co to all active pharmacies each month.
Data source: ARCOS (2006-2014) and Defendant Distribution Data (Walgreens 1/2006 - 3/2014)

Walgreens # 15127 (7/2012 to 12/2017)
DEA: FW3312408
1175 Columbus Ave.
San Francisco, CA 94133

Walgreen Co Hydrocodone Shipments to Walgreens # 15127

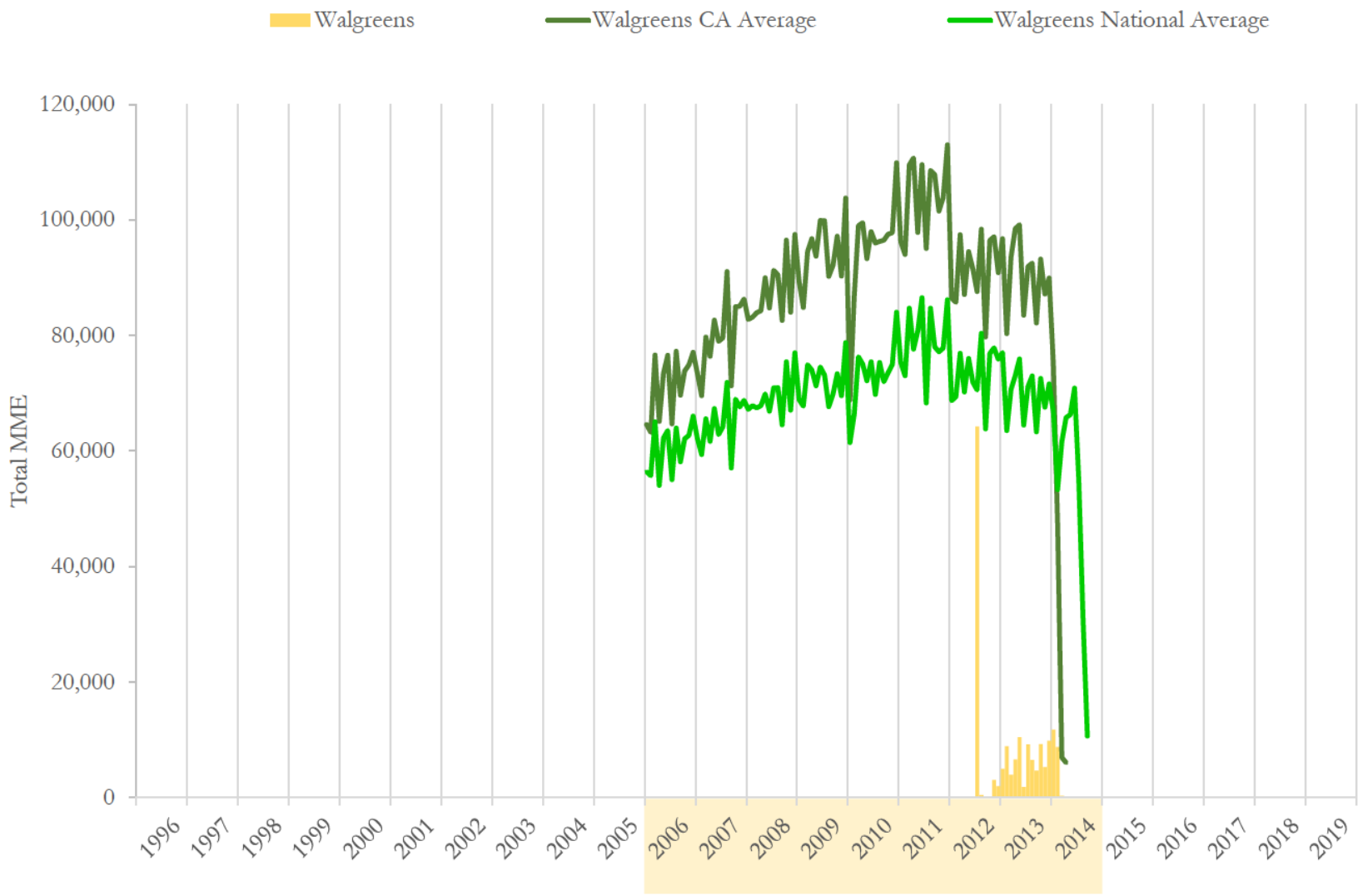

National and state averages reflect hydrocodone shipped from Walgreen Co to all active pharmacies each month.
Data source: ARCOS (2006-2014) and Defendant Distribution Data (Walgreens 1/2006 - 3/2014)

Walgreens # 15127 (7/2012 to 12/2017)
DEA: FW3312408
1175 Columbus Ave.
San Francisco, CA 94133

Walgreen Co Hydrocodone Shipments to Walgreens # 15127

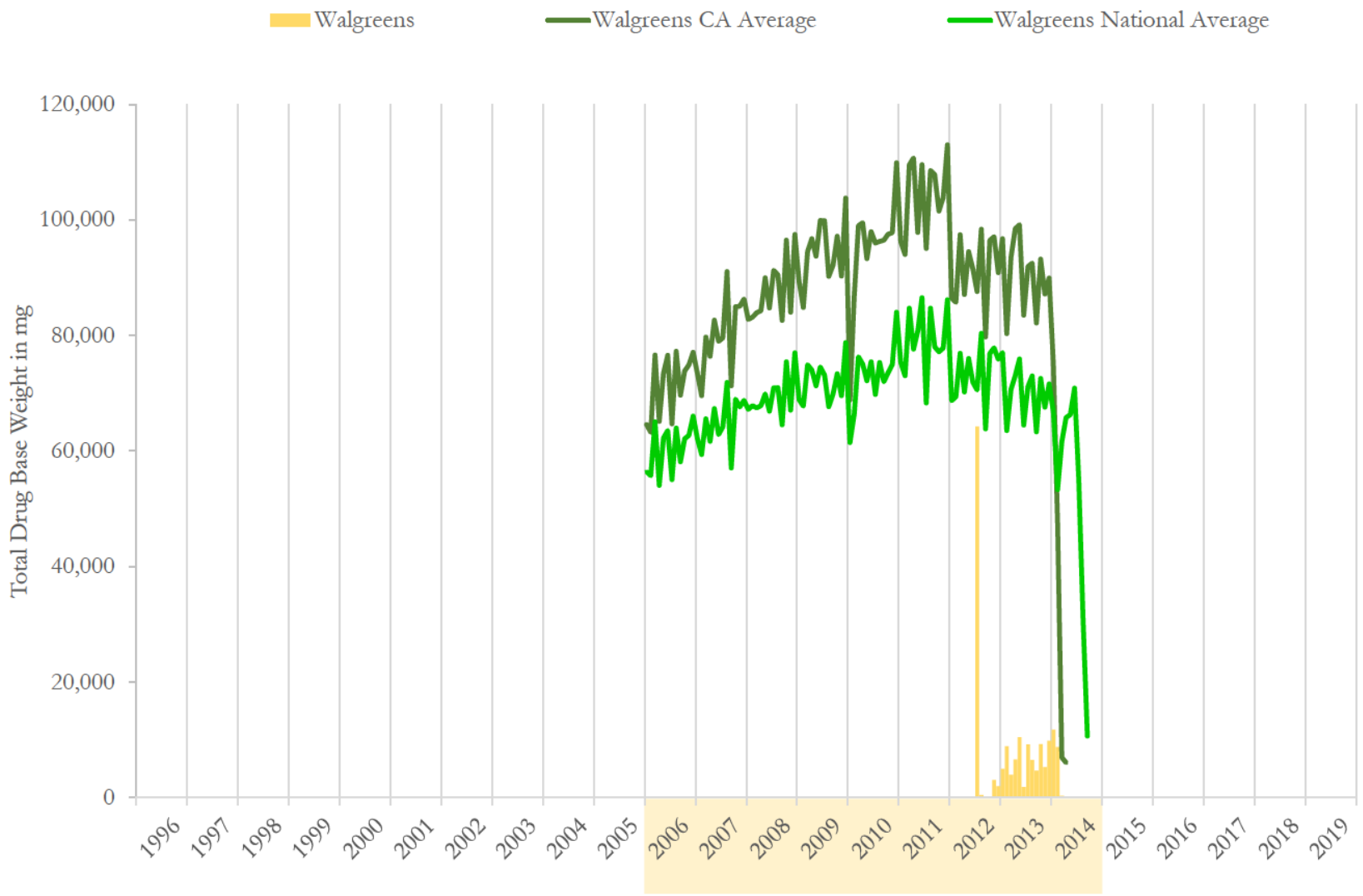

National and state averages reflect hydrocodone shipped from Walgreen Co to all active pharmacies each month.
Data source: ARCOS (2006-2014) and Defendant Distribution Data (Walgreens 1/2006 - 3/2014)

Walgreen Co Hydrocodone Shipments to Walgreens # 15127

	Dosage Units		MME		Drug Base Weight in mg	
Date	Walgreens	% Change	Walgreens	% Change	Walgreens	% Change
01/2012	0	n/a	0	n/a	0	n/a
02/2012	0	n/a	0	n/a	0	n/a
03/2012	0	n/a	0	n/a	0	n/a
04/2012	0	n/a	0	n/a	0	n/a
05/2012	0	n/a	0	n/a	0	n/a
06/2012	0	n/a	0	n/a	0	n/a
07/2012	14,200	n/a	64,251	n/a	64,251	n/a
08/2012	0	-100.0%	430	-99.3%	430	-99.3%
09/2012	0	n/a	0	-100.0%	0	-100.0%
10/2012	0	n/a	0	n/a	0	n/a
11/2012	500	n/a	3,027	n/a	3,027	n/a
12/2012	500	0.0%	1,968	-35.0%	1,968	-35.0%
01/2013	1,100	120.0%	4,986	153.4%	4,986	153.4%
02/2013	1,800	63.6%	8,905	78.6%	8,905	78.6%
03/2013	700	-61.1%	3,927	-55.9%	3,927	-55.9%
04/2013	1,500	114.3%	6,635	69.0%	6,635	69.0%
05/2013	2,300	53.3%	10,435	57.3%	10,435	57.3%
06/2013	600	-73.9%	1,816	-82.6%	1,816	-82.6%
07/2013	1,800	200.0%	9,192	406.1%	9,192	406.1%
08/2013	1,600	-11.1%	6,508	-29.2%	6,508	-29.2%
09/2013	1,000	-37.5%	4,692	-27.9%	4,692	-27.9%
10/2013	2,000	100.0%	9,232	96.8%	9,232	96.8%
11/2013	1,600	-20.0%	5,297	-42.6%	5,297	-42.6%
12/2013	2,200	37.5%	9,838	85.7%	9,838	85.7%

Data source: ARCOS (2006-2014) and Defendant Distribution Data (Walgreens 1/2006 - 3/2014)

Walgreen Co Hydrocodone Shipments to Walgreens # 15127

	Dosage Units		MME		Drug Base Weight in mg	
Date	Walgreens	% Change	Walgreens	% Change	Walgreens	% Change
01/2014	2,500	13.6%	11,781	19.8%	11,781	19.8%
02/2014	1,800	-28.0%	8,778	-25.5%	8,778	-25.5%
03/2014	100	-94.4%	303	-96.6%	303	-96.6%
04/2014	0	-100.0%	0	-100.0%	0	-100.0%
05/2014	0	n/a	0	n/a	0	n/a
06/2014	0	n/a	0	n/a	0	n/a
07/2014	0	n/a	0	n/a	0	n/a
08/2014	0	n/a	0	n/a	0	n/a
09/2014	0	n/a	0	n/a	0	n/a
10/2014	0	n/a	0	n/a	0	n/a
11/2014	0	n/a	0	n/a	0	n/a
12/2014	0	n/a	0	n/a	0	n/a
01/2015	0	n/a	0	n/a	0	n/a
02/2015	0	n/a	0	n/a	0	n/a
03/2015	0	n/a	0	n/a	0	n/a
04/2015	0	n/a	0	n/a	0	n/a
05/2015	0	n/a	0	n/a	0	n/a
06/2015	0	n/a	0	n/a	0	n/a
07/2015	0	n/a	0	n/a	0	n/a
08/2015	0	n/a	0	n/a	0	n/a
09/2015	0	n/a	0	n/a	0	n/a
10/2015	0	n/a	0	n/a	0	n/a
11/2015	0	n/a	0	n/a	0	n/a
12/2015	0	n/a	0	n/a	0	n/a

Data source: ARCOS (2006-2014) and Defendant Distribution Data (Walgreens 1/2006 - 3/2014)

Walgreens # 15127 (7/2012 to 12/2017)
DEA: FW3312408
1175 Columbus Ave
San Francisco, CA 94133

Walgreen Co Hydrocodone Shipments to Walgreens # 15127

	Dosage Units		MME		Drug Base Weight in mg	
Date	Walgreens	% Change	Walgreens	% Change	Walgreens	% Change
1996	0		0		0	
1997	0	n/a	0	n/a	0	n/a
1998	0	n/a	0	n/a	0	n/a
1999	0	n/a	0	n/a	0	n/a
2000	0	n/a	0	n/a	0	n/a
2001	0	n/a	0	n/a	0	n/a
2002	0	n/a	0	n/a	0	n/a
2003	0	n/a	0	n/a	0	n/a
2004	0	n/a	0	n/a	0	n/a
2005	0	n/a	0	n/a	0	n/a
2006	0	n/a	0	n/a	0	n/a
2007	0	n/a	0	n/a	0	n/a
2008	0	n/a	0	n/a	0	n/a
2009	0	n/a	0	n/a	0	n/a
2010	0	n/a	0	n/a	0	n/a
2011	0	n/a	0	n/a	0	n/a
2012	15,200	n/a	69,675	n/a	69,675	n/a
2013	18,200	19.7%	81,464	16.9%	81,464	16.9%
2014	4,400	-75.8%	20,862	-74.4%	20,862	-74.4%
2015	0	-100.0%	0	-100.0%	0	-100.0%
2016	0	n/a	0	n/a	0	n/a
2017	0	n/a	0	n/a	0	n/a
2018	0	n/a	0	n/a	0	n/a
2019	0	n/a	0	n/a	0	n/a
Total	**37,800**		**172,001**		**172,001**	

Data source: ARCOS (2006-2014) and Defendant Distribution Data (Walgreens 1/2006 - 3/2014)

Walgreens # 15127 (7/2012 to 12/2017)
DEA: FW3312408
1175 Columbus Ave.
San Francisco, CA 94133

Walgreen Co Hydrocodone Shipments to Walgreens # 15127, by Strength

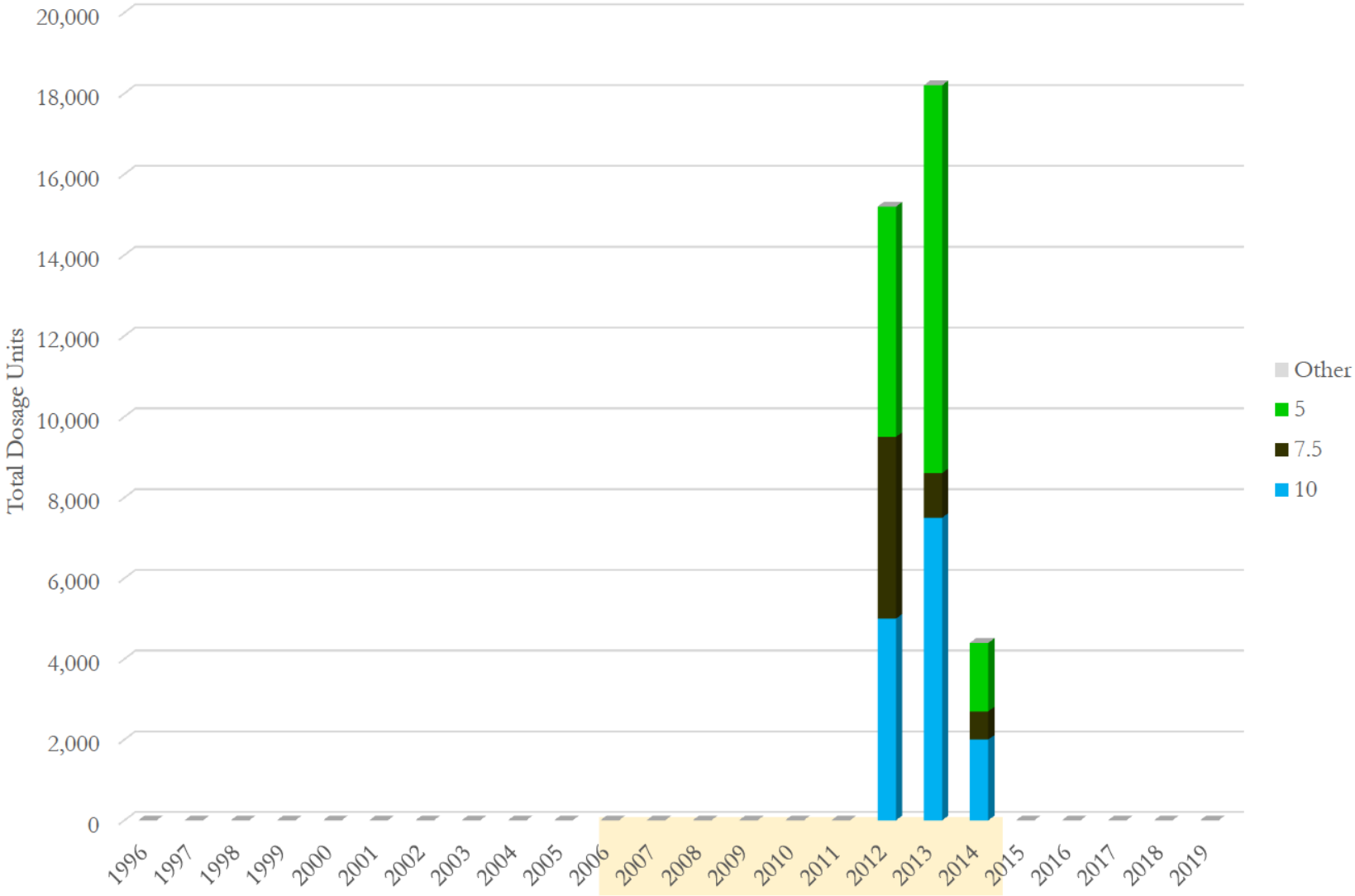

Data source: ARCOS (2006-2014) and Defendant Distribution Data (Walgreens 1/2006 - 3/2014)

Walgreens # 15127 (7/2012 to 12/2017)
DEA: FW3312408
1175 Columbus Ave.
San Francisco, CA 94133

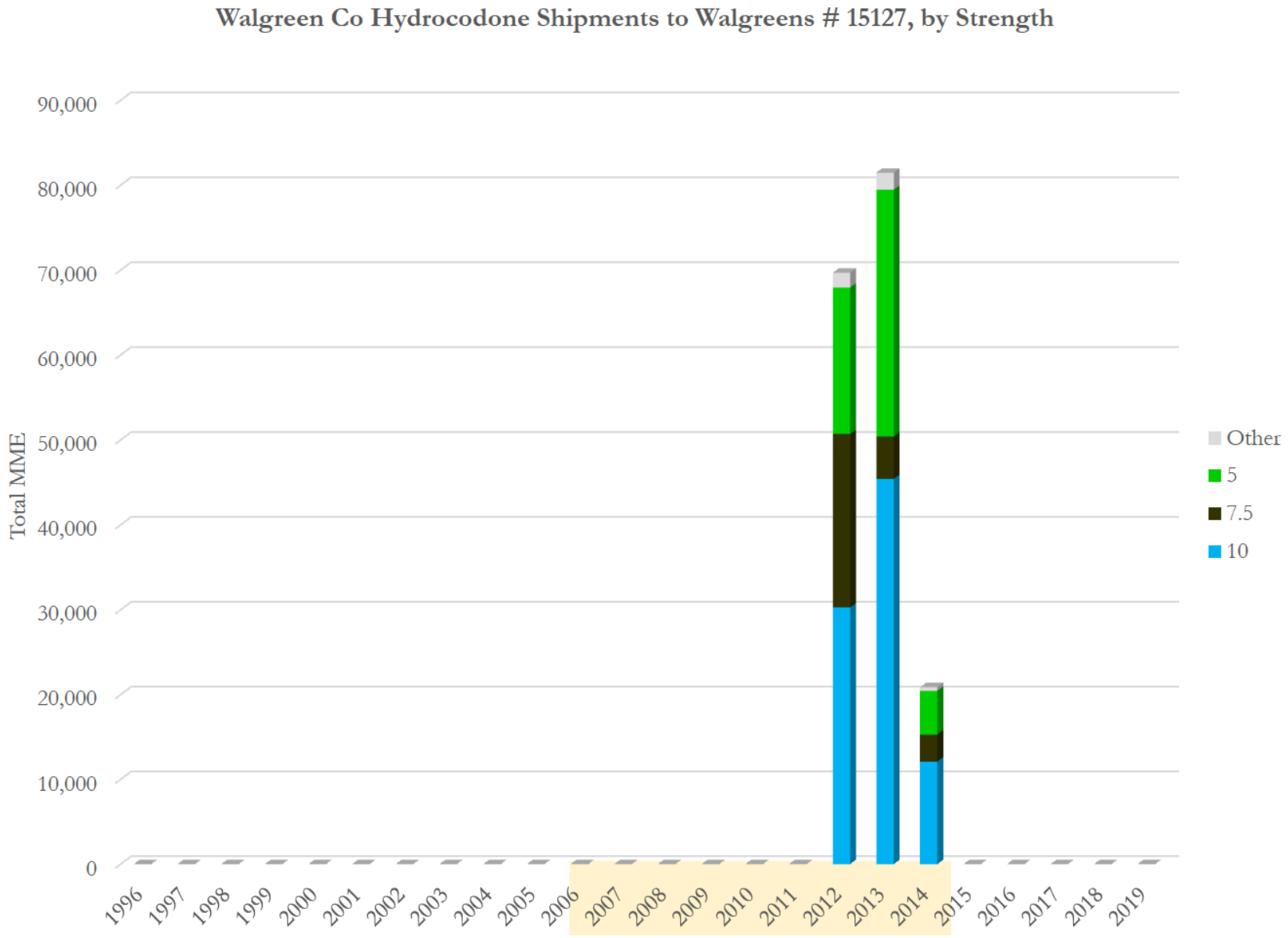

Data source: ARCOS (2006-2014) and Defendant Distribution Data (Walgreens 1/2006 - 3/2014)

Walgreens # 15127 (7/2012 to 12/2017)
DEA: FW3312408
1175 Columbus Ave.
San Francisco, CA 94133

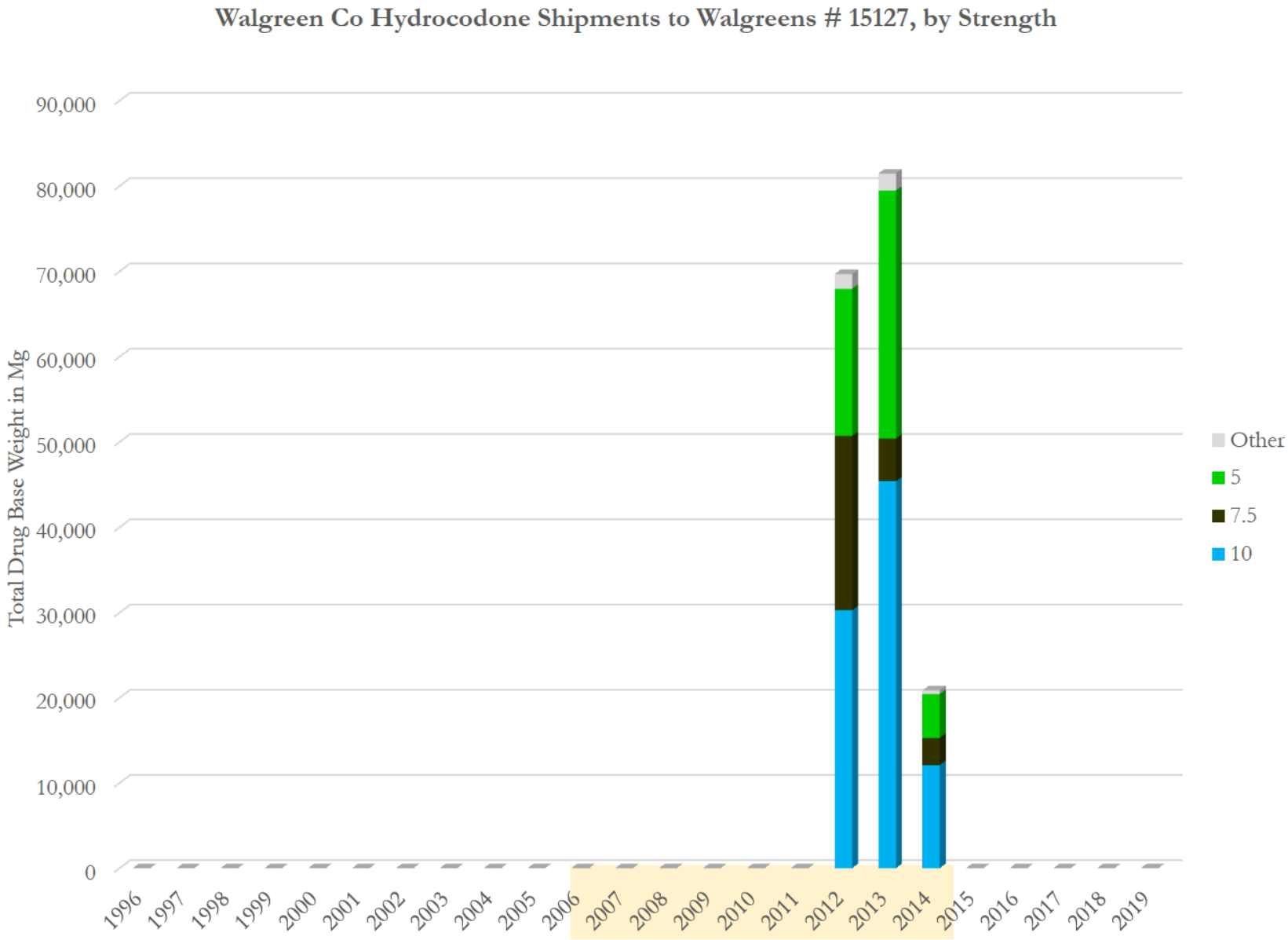

Data source: ARCOS (2006-2014) and Defendant Distribution Data (Walgreens 1/2006 - 3/2014)

Walgreens # 15127 (7/2012 to 12/2017)
DEA: FW3312408
1175 Columbus Ave.
San Francisco, CA 94133

Walgreen Co Hydrocodone Shipments to Walgreens # 15127, by Strength
(Total Dosage Units)

Strength Year\	10	7.5	5	Other	Total	Avg. Str
1996	0	0	0	0	**0**	
1997	0	0	0	0	**0**	
1998	0	0	0	0	**0**	
1999	0	0	0	0	**0**	
2000	0	0	0	0	**0**	
2001	0	0	0	0	**0**	
2002	0	0	0	0	**0**	
2003	0	0	0	0	**0**	
2004	0	0	0	0	**0**	
2005	0	0	0	0	**0**	
2006	0	0	0	0	**0**	
2007	0	0	0	0	**0**	
2008	0	0	0	0	**0**	
2009	0	0	0	0	**0**	
2010	0	0	0	0	**0**	
2011	0	0	0	0	**0**	
2012	5,000	4,500	5,700	0	**15,200**	7.38
2013	7,500	1,100	9,600	0	**18,200**	7.21
2014	2,000	700	1,700	0	**4,400**	7.67
2015	0	0	0	0	**0**	
2016	0	0	0	0	**0**	
2017	0	0	0	0	**0**	
2018	0	0	0	0	**0**	
2019	0	0	0	0	**0**	
Total	**14,500**	**6,300**	**17,000**	**0**	**37,800**	7.33

Data source: ARCOS (2006-2014) and Defendant Distribution Data (Walgreens 1/2006 - 3/2014)

Walgreens # 15127 (7/2012 to 12/2017)
DEA: FW3312408
1175 Columbus Ave.
San Francisco, CA 94133

Walgreen Co Hydrocodone Shipments to Walgreens # 15127, by Strength (Total MME)

Strength Year\	10	7.5	5	Other	Total	Avg. Str
1996	0	0	0	0	**0**	
1997	0	0	0	0	**0**	
1998	0	0	0	0	**0**	
1999	0	0	0	0	**0**	
2000	0	0	0	0	**0**	
2001	0	0	0	0	**0**	
2002	0	0	0	0	**0**	
2003	0	0	0	0	**0**	
2004	0	0	0	0	**0**	
2005	0	0	0	0	**0**	
2006	0	0	0	0	**0**	
2007	0	0	0	0	**0**	
2008	0	0	0	0	**0**	
2009	0	0	0	0	**0**	
2010	0	0	0	0	**0**	
2011	0	0	0	0	**0**	
2012	30,270	20,432	17,254	1,719	**69,675**	7.38
2013	45,405	4,995	29,059	2,005	**81,464**	7.21
2014	12,108	3,178	5,146	430	**20,862**	7.67
2015	0	0	0	0	**0**	
2016	0	0	0	0	**0**	
2017	0	0	0	0	**0**	
2018	0	0	0	0	**0**	
2019	0	0	0	0	**0**	
Total	**87,783**	**28,605**	**51,459**	**4,154**	**172,001**	7.33

Data source: ARCOS (2006-2014) and Defendant Distribution Data (Walgreens 1/2006 - 3/2014)

Walgreens # 15127 (7/2012 to 12/2017)
DEA: FW3312408
1175 Columbus Ave.
San Francisco, CA 94133

Walgreen Co Hydrocodone Shipments to Walgreens # 15127, by Strength
(Total Drug Base Weight in Milligram)

Strength Year\	10	7.5	5	Other	Total	Avg. Str
1996	0	0	0	0	**0**	
1997	0	0	0	0	**0**	
1998	0	0	0	0	**0**	
1999	0	0	0	0	**0**	
2000	0	0	0	0	**0**	
2001	0	0	0	0	**0**	
2002	0	0	0	0	**0**	
2003	0	0	0	0	**0**	
2004	0	0	0	0	**0**	
2005	0	0	0	0	**0**	
2006	0	0	0	0	**0**	
2007	0	0	0	0	**0**	
2008	0	0	0	0	**0**	
2009	0	0	0	0	**0**	
2010	0	0	0	0	**0**	
2011	0	0	0	0	**0**	
2012	30,270	20,432	17,254	1,719	**69,675**	7.38
2013	45,405	4,995	29,059	2,005	**81,464**	7.21
2014	12,108	3,178	5,146	430	**20,862**	7.67
2015	0	0	0	0	**0**	
2016	0	0	0	0	**0**	
2017	0	0	0	0	**0**	
2018	0	0	0	0	**0**	
2019	0	0	0	0	**0**	
Total	**87,783**	**28,605**	**51,459**	**4,154**	**172,001**	7.33

Data source: ARCOS (2006-2014) and Defendant Distribution Data (Walgreens 1/2006 - 3/2014)

Lucky Pharmacy #756 (3/2007 to 2/2017)
DEA: FS0163357
1750 Fulton Street
San Francisco, CA 94117

Anda, Inc Oxycodone Shipments to Lucky Pharmacy #756

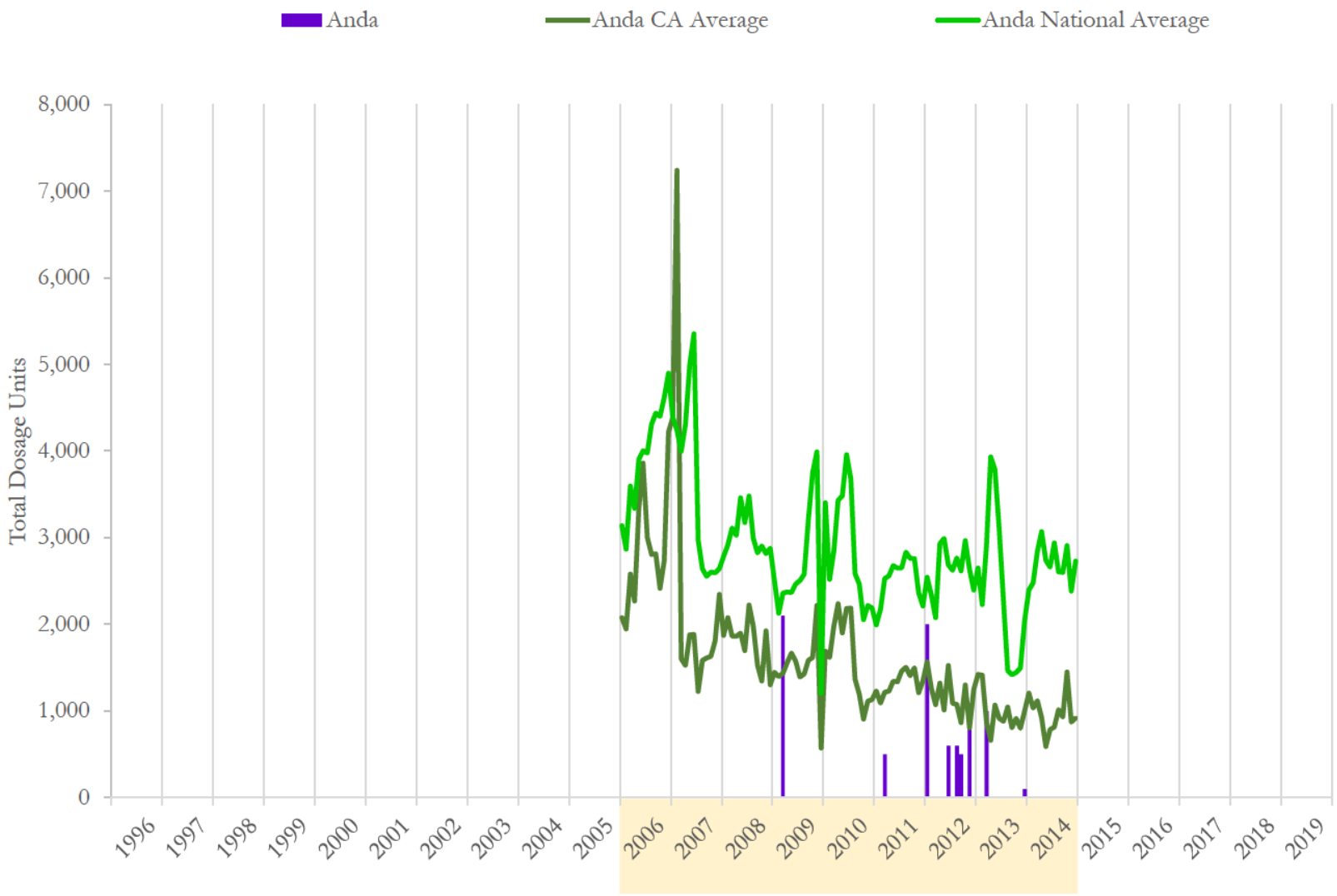

National and state averages reflect oxycodone shipped from Anda, Inc to all active pharmacies each month.
Data source: ARCOS (2006-2014) and Defendant Distribution Data (Anda 12/1996 - 1/2015)

Lucky Pharmacy #756 (3/2007 to 2/2017)
DEA: FS0163357
1750 Fulton Street
San Francisco, CA 94117

Anda, Inc Oxycodone Shipments to Lucky Pharmacy #756

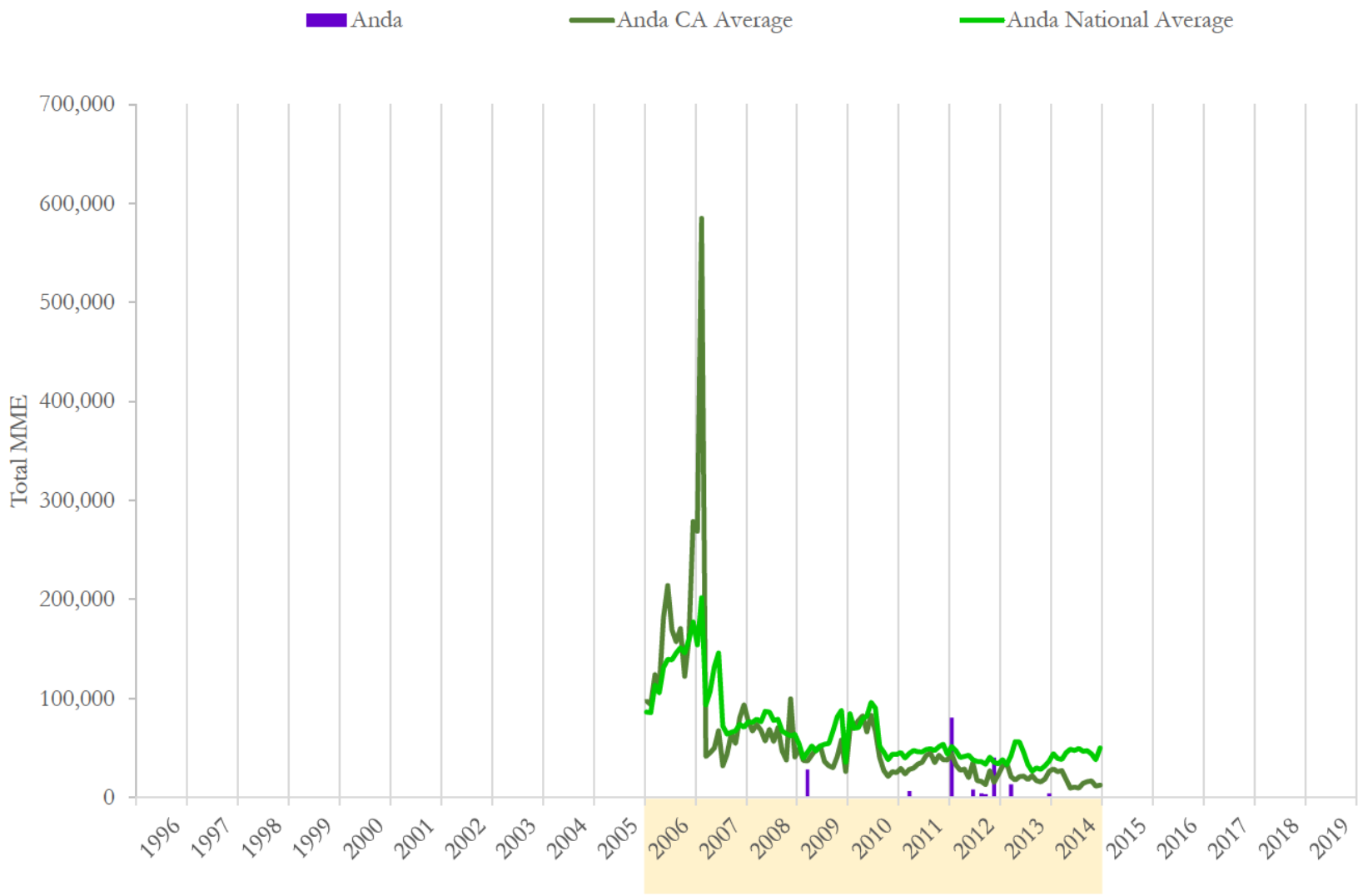

National and state averages reflect oxycodone shipped from Anda, Inc to all active pharmacies each month.
Data source: ARCOS (2006-2014) and Defendant Distribution Data (Anda 12/1996 - 1/2015)

Lucky Pharmacy #756 (3/2007 to 2/2017)
DEA: FS0163357
1750 Fulton Street
San Francisco, CA 94117

Anda, Inc Oxycodone Shipments to Lucky Pharmacy #756

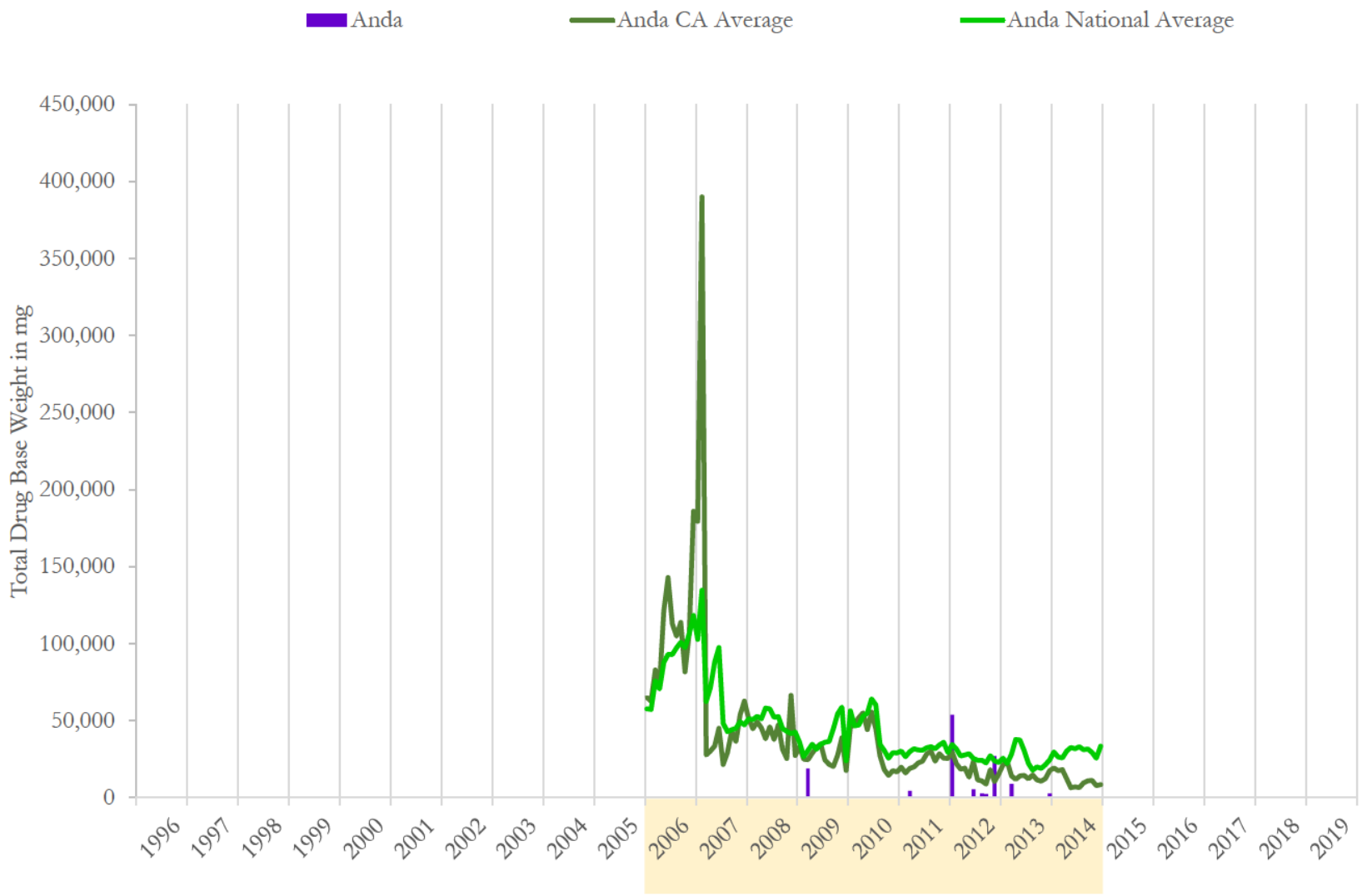

National and state averages reflect oxycodone shipped from Anda, Inc to all active pharmacies each month.
Data source: ARCOS (2006-2014) and Defendant Distribution Data (Anda 12/1996 - 1/2015)

Lucky Pharmacy #756 (3/2007 to 2/2017)
DEA: FS0163357
1750 Fulton Street
San Francisco, CA 94117

Anda, Inc Oxycodone Shipments to Lucky Pharmacy #756

	Dosage Units		MME		Drug Base Weight in mg	
Date	Anda	% Change	Anda	% Change	Anda	% Change
01/2008	0	n/a	0	n/a	0	n/a
02/2008	0	n/a	0	n/a	0	n/a
03/2008	0	n/a	0	n/a	0	n/a
04/2008	0	n/a	0	n/a	0	n/a
05/2008	0	n/a	0	n/a	0	n/a
06/2008	0	n/a	0	n/a	0	n/a
07/2008	0	n/a	0	n/a	0	n/a
08/2008	0	n/a	0	n/a	0	n/a
09/2008	0	n/a	0	n/a	0	n/a
10/2008	0	n/a	0	n/a	0	n/a
11/2008	0	n/a	0	n/a	0	n/a
12/2008	0	n/a	0	n/a	0	n/a
01/2009	0	n/a	0	n/a	0	n/a
02/2009	0	n/a	0	n/a	0	n/a
03/2009	2,100	n/a	28,240	n/a	18,827	n/a
04/2009	0	-100.0%	0	-100.0%	0	-100.0%
05/2009	0	n/a	0	n/a	0	n/a
06/2009	0	n/a	0	n/a	0	n/a
07/2009	0	n/a	0	n/a	0	n/a
08/2009	0	n/a	0	n/a	0	n/a
09/2009	0	n/a	0	n/a	0	n/a
10/2009	0	n/a	0	n/a	0	n/a
11/2009	0	n/a	0	n/a	0	n/a
12/2009	0	n/a	0	n/a	0	n/a

Data source: ARCOS (2006-2014) and Defendant Distribution Data (Anda 12/1996 - 1/2015)

Lucky Pharmacy #756 (3/2007 to 2/2017)
DEA: FS0163357
1750 Fulton Street
San Francisco, CA 94117

Anda, Inc Oxycodone Shipments to Lucky Pharmacy #756

	Dosage Units		MME		Drug Base Weight in mg	
Date	Anda	% Change	Anda	% Change	Anda	% Change
01/2010	0	n/a	0	n/a	0	n/a
02/2010	0	n/a	0	n/a	0	n/a
03/2010	0	n/a	0	n/a	0	n/a
04/2010	0	n/a	0	n/a	0	n/a
05/2010	0	n/a	0	n/a	0	n/a
06/2010	0	n/a	0	n/a	0	n/a
07/2010	0	n/a	0	n/a	0	n/a
08/2010	0	n/a	0	n/a	0	n/a
09/2010	0	n/a	0	n/a	0	n/a
10/2010	0	n/a	0	n/a	0	n/a
11/2010	0	n/a	0	n/a	0	n/a
12/2010	0	n/a	0	n/a	0	n/a
01/2011	0	n/a	0	n/a	0	n/a
02/2011	0	n/a	0	n/a	0	n/a
03/2011	500	n/a	6,724	n/a	4,483	n/a
04/2011	0	-100.0%	0	-100.0%	0	-100.0%
05/2011	0	n/a	0	n/a	0	n/a
06/2011	0	n/a	0	n/a	0	n/a
07/2011	0	n/a	0	n/a	0	n/a
08/2011	0	n/a	0	n/a	0	n/a
09/2011	0	n/a	0	n/a	0	n/a
10/2011	0	n/a	0	n/a	0	n/a
11/2011	0	n/a	0	n/a	0	n/a
12/2011	0	n/a	0	n/a	0	n/a

Data source: ARCOS (2006-2014) and Defendant Distribution Data (Anda 12/1996 - 1/2015)

Lucky Pharmacy #756 (3/2007 to 2/2017)
DEA: FS0163357
1750 Fulton Street
San Francisco, CA 94117

Anda, Inc Oxycodone Shipments to Lucky Pharmacy #756

	Dosage Units		MME		Drug Base Weight in mg	
Date	Anda	% Change	Anda	% Change	Anda	% Change
01/2012	2,000	n/a	80,685	n/a	53,790	n/a
02/2012	0	-100.0%	0	-100.0%	0	-100.0%
03/2012	0	n/a	0	n/a	0	n/a
04/2012	0	n/a	0	n/a	0	n/a
05/2012	0	n/a	0	n/a	0	n/a
06/2012	600	n/a	8,069	n/a	5,379	n/a
07/2012	0	-100.0%	0	-100.0%	0	-100.0%
08/2012	600	n/a	4,034	n/a	2,690	n/a
09/2012	500	-16.7%	3,362	-16.7%	2,241	-16.7%
10/2012	0	-100.0%	0	-100.0%	0	-100.0%
11/2012	1,000	n/a	40,343	n/a	26,895	n/a
12/2012	0	-100.0%	0	-100.0%	0	-100.0%
01/2013	0	n/a	0	n/a	0	n/a
02/2013	0	n/a	0	n/a	0	n/a
03/2013	1,000	n/a	13,448	n/a	8,965	n/a
04/2013	0	-100.0%	0	-100.0%	0	-100.0%
05/2013	0	n/a	0	n/a	0	n/a
06/2013	0	n/a	0	n/a	0	n/a
07/2013	0	n/a	0	n/a	0	n/a
08/2013	0	n/a	0	n/a	0	n/a
09/2013	0	n/a	0	n/a	0	n/a
10/2013	0	n/a	0	n/a	0	n/a
11/2013	0	n/a	0	n/a	0	n/a
12/2013	100	n/a	4,034	n/a	2,690	n/a

Data source: ARCOS (2006-2014) and Defendant Distribution Data (Anda 12/1996 - 1/2015)

Lucky Pharmacy #756 (3/2007 to 2/2017)
DEA: FS0163357
1750 Fulton Street
San Francisco, CA 94117

Anda, Inc Oxycodone Shipments to Lucky Pharmacy #756

	Dosage Units		MME		Drug Base Weight in mg	
Date	Anda	% Change	Anda	% Change	Anda	% Change
1996	0		0		0	
1997	0	n/a	0	n/a	0	n/a
1998	0	n/a	0	n/a	0	n/a
1999	0	n/a	0	n/a	0	n/a
2000	0	n/a	0	n/a	0	n/a
2001	0	n/a	0	n/a	0	n/a
2002	0	n/a	0	n/a	0	n/a
2003	0	n/a	0	n/a	0	n/a
2004	0	n/a	0	n/a	0	n/a
2005	0	n/a	0	n/a	0	n/a
2006	0	n/a	0	n/a	0	n/a
2007	0	n/a	0	n/a	0	n/a
2008	0	n/a	0	n/a	0	n/a
2009	2,100	n/a	28,240	n/a	18,827	n/a
2010	0	-100.0%	0	-100.0%	0	-100.0%
2011	500	n/a	6,724	n/a	4,483	n/a
2012	4,700	840.0%	136,492	1930.0%	90,995	1930.0%
2013	1,100	-76.6%	17,482	-87.2%	11,655	-87.2%
2014	0	-100.0%	0	-100.0%	0	-100.0%
2015	0	n/a	0	n/a	0	n/a
2016	0	n/a	0	n/a	0	n/a
2017	0	n/a	0	n/a	0	n/a
2018	0	n/a	0	n/a	0	n/a
2019	0	n/a	0	n/a	0	n/a
Total	**8,400**		**188,937**		**125,958**	

Data source: ARCOS (2006-2014) and Defendant Distribution Data (Anda 12/1996 - 1/2015)

Lucky Pharmacy #756 (3/2007 to 2/2017)
DEA: FS0163357
1750 Fulton Street
San Francisco, CA 94117

Anda, Inc Oxycodone Shipments to Lucky Pharmacy #756, by Strength

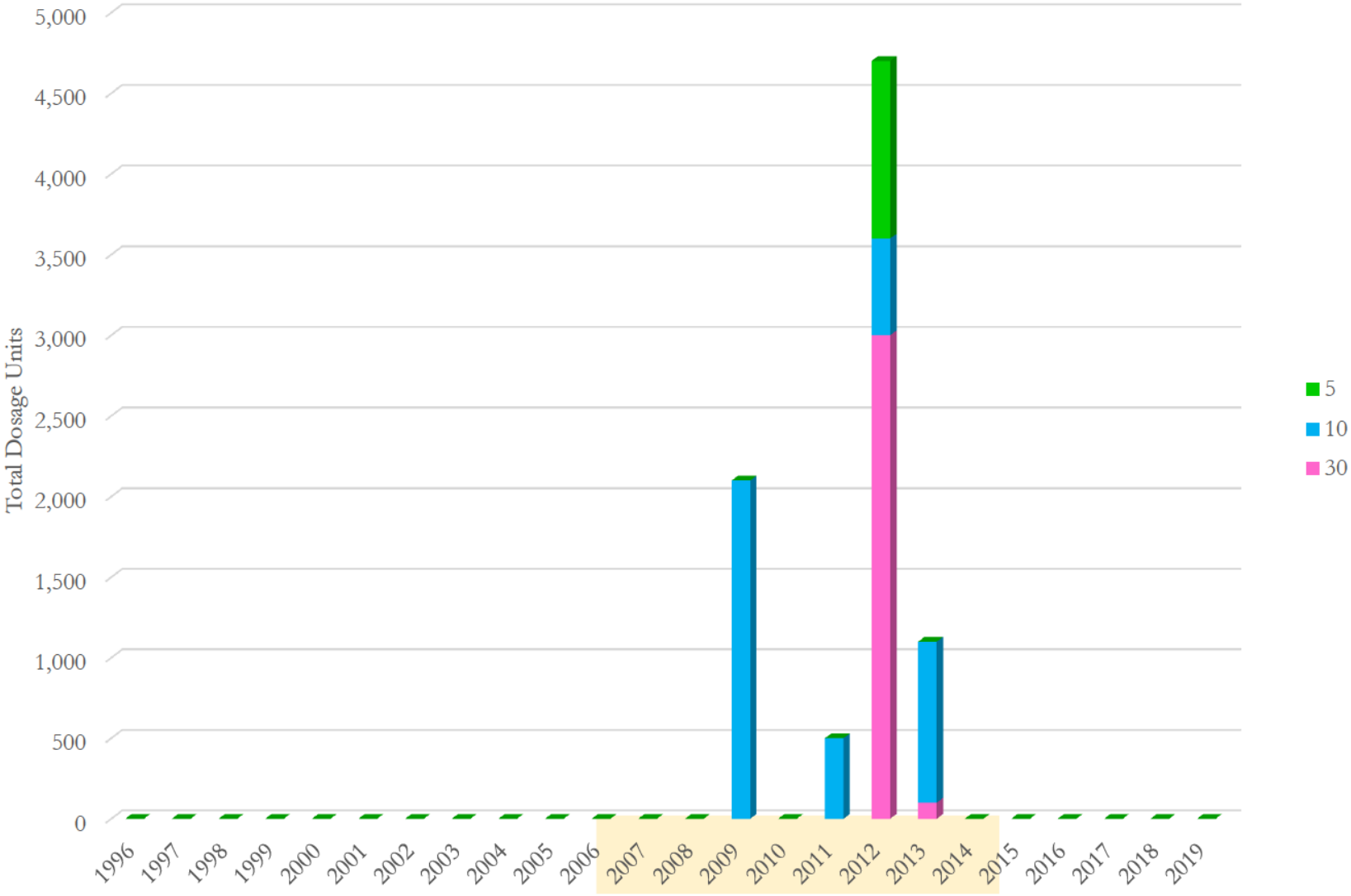

Data source: ARCOS (2006-2014) and Defendant Distribution Data (Anda 12/1996 - 1/2015)

Lucky Pharmacy #756 (3/2007 to 2/2017)
DEA: FS0163357
1750 Fulton Street
San Francisco, CA 94117

Anda, Inc Oxycodone Shipments to Lucky Pharmacy #756, by Strength

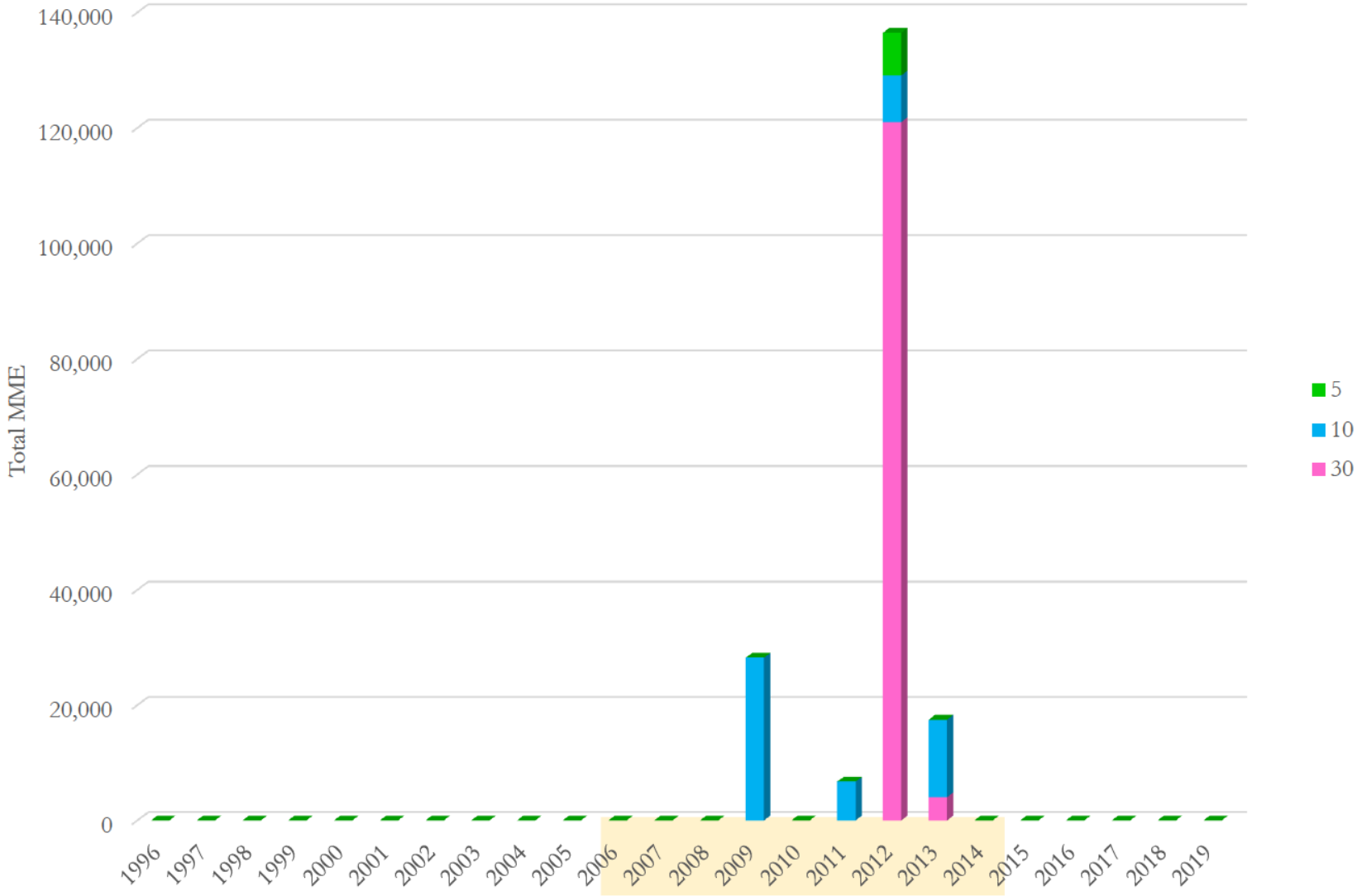

Data source: ARCOS (2006-2014) and Defendant Distribution Data (Anda 12/1996 - 1/2015)

Lucky Pharmacy #756 (3/2007 to 2/2017)
DEA: FS0163357
1750 Fulton Street
San Francisco, CA 94117

Anda, Inc Oxycodone Shipments to Lucky Pharmacy #756, by Strength

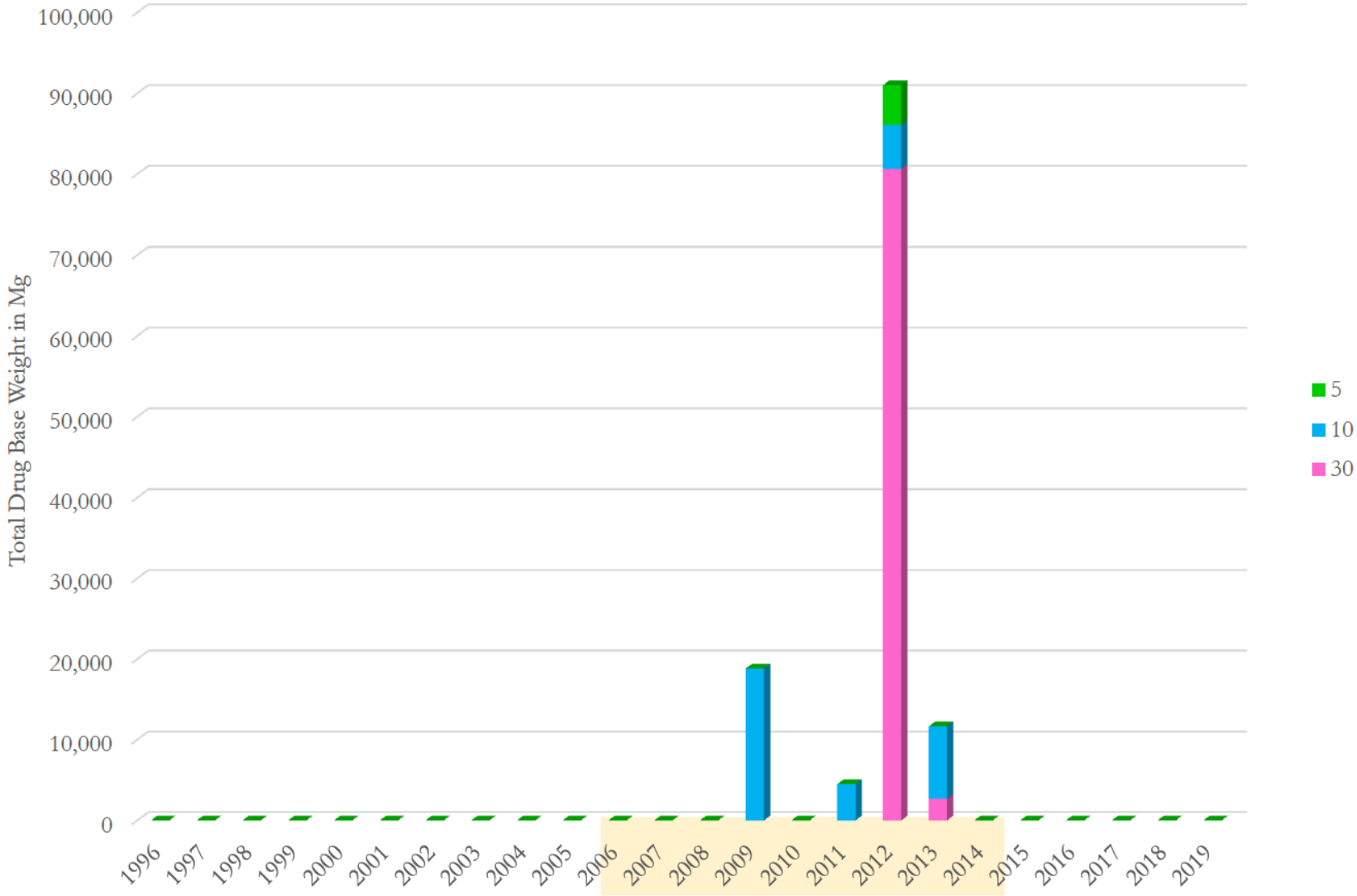

Data source: ARCOS (2006-2014) and Defendant Distribution Data (Anda 12/1996 - 1/2015)

Lucky Pharmacy #756 (3/2007 to 2/2017)
DEA: FS0163357
1750 Fulton Street
San Francisco, CA 94117

Anda, Inc Oxycodone Shipments to Lucky Pharmacy #756, by Strength
(Total Dosage Units)

Strength Year\	30	10	5	Total	Avg. Str
1996	0	0	0	**0**	
1997	0	0	0	**0**	
1998	0	0	0	**0**	
1999	0	0	0	**0**	
2000	0	0	0	**0**	
2001	0	0	0	**0**	
2002	0	0	0	**0**	
2003	0	0	0	**0**	
2004	0	0	0	**0**	
2005	0	0	0	**0**	
2006	0	0	0	**0**	
2007	0	0	0	**0**	
2008	0	0	0	**0**	
2009	0	2,100	0	**2,100**	10.00
2010	0	0	0	**0**	
2011	0	500	0	**500**	10.00
2012	3,000	600	1,100	**4,700**	21.60
2013	100	1,000	0	**1,100**	11.82
2014	0	0	0	**0**	
2015	0	0	0	**0**	
2016	0	0	0	**0**	
2017	0	0	0	**0**	
2018	0	0	0	**0**	
2019	0	0	0	**0**	
Total	**3,100**	**4,200**	**1,100**	**8,400**	16.73

Data source: ARCOS (2006-2014) and Defendant Distribution Data (Anda 12/1996 - 1/2015)

Anda, Inc Oxycodone Shipments to Lucky Pharmacy #756, by Strength
(Total MME)

Strength Year\	30	10	5	Total	Avg. Str
1996	0	0	0	**0**	
1997	0	0	0	**0**	
1998	0	0	0	**0**	
1999	0	0	0	**0**	
2000	0	0	0	**0**	
2001	0	0	0	**0**	
2002	0	0	0	**0**	
2003	0	0	0	**0**	
2004	0	0	0	**0**	
2005	0	0	0	**0**	
2006	0	0	0	**0**	
2007	0	0	0	**0**	
2008	0	0	0	**0**	
2009	0	28,240	0	**28,240**	10.00
2010	0	0	0	**0**	
2011	0	6,724	0	**6,724**	10.00
2012	121,028	8,069	7,396	**136,492**	21.60
2013	4,034	13,448	0	**17,482**	11.82
2014	0	0	0	**0**	
2015	0	0	0	**0**	
2016	0	0	0	**0**	
2017	0	0	0	**0**	
2018	0	0	0	**0**	
2019	0	0	0	**0**	
Total	**125,062**	**56,480**	**7,396**	**188,937**	16.73

Data source: ARCOS (2006-2014) and Defendant Distribution Data (Anda 12/1996 - 1/2015)

Lucky Pharmacy #756 (3/2007 to 2/2017)
DEA: FS0163357
1750 Fulton Street
San Francisco, CA 94117

Anda, Inc Oxycodone Shipments to Lucky Pharmacy #756, by Strength
(Total Drug Base Weight in Milligram)

Strength Year\	30	10	5	Total	Avg. Str
1996	0	0	0	**0**	
1997	0	0	0	**0**	
1998	0	0	0	**0**	
1999	0	0	0	**0**	
2000	0	0	0	**0**	
2001	0	0	0	**0**	
2002	0	0	0	**0**	
2003	0	0	0	**0**	
2004	0	0	0	**0**	
2005	0	0	0	**0**	
2006	0	0	0	**0**	
2007	0	0	0	**0**	
2008	0	0	0	**0**	
2009	0	18,827	0	**18,827**	10.00
2010	0	0	0	**0**	
2011	0	4,483	0	**4,483**	10.00
2012	80,685	5,379	4,931	**90,995**	21.60
2013	2,690	8,965	0	**11,655**	11.82
2014	0	0	0	**0**	
2015	0	0	0	**0**	
2016	0	0	0	**0**	
2017	0	0	0	**0**	
2018	0	0	0	**0**	
2019	0	0	0	**0**	
Total	**83,375**	**37,653**	**4,931**	**125,958**	16.73

Data source: ARCOS (2006-2014) and Defendant Distribution Data (Anda 12/1996 - 1/2015)

Lucky Pharmacy #756 (3/2007 to 2/2017)
DEA: FS0163357
1750 Fulton Street
San Francisco, CA 94117

Anda, Inc Hydrocodone Shipments to Lucky Pharmacy #756

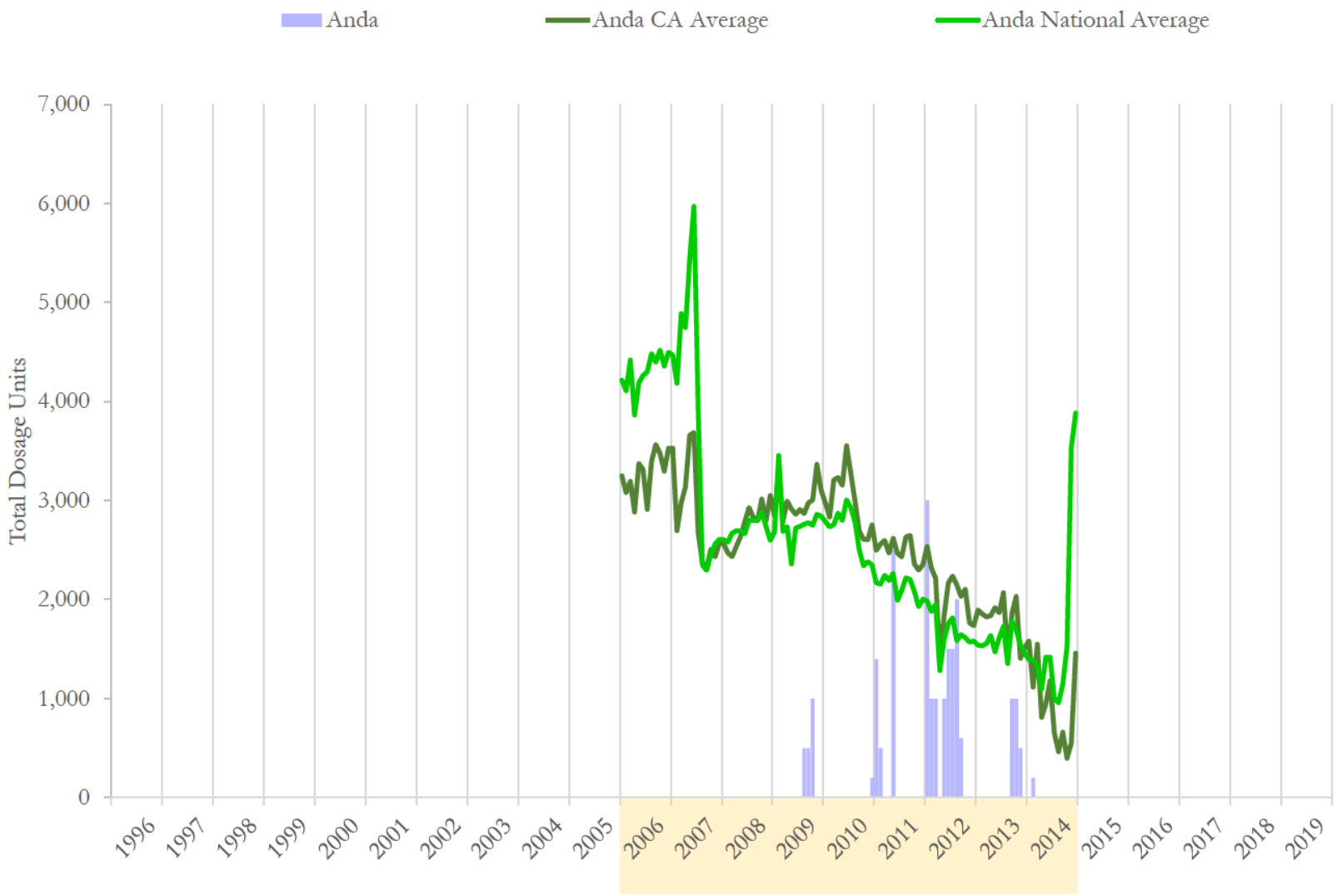

National and state averages reflect hydrocodone shipped from Anda, Inc to all active pharmacies each month.
Data source: ARCOS (2006-2014) and Defendant Distribution Data (Anda 12/1996 - 1/2015)

Lucky Pharmacy #756 (3/2007 to 2/2017)
DEA: FS0163357
1750 Fulton Street
San Francisco, CA 94117

Anda, Inc Hydrocodone Shipments to Lucky Pharmacy #756

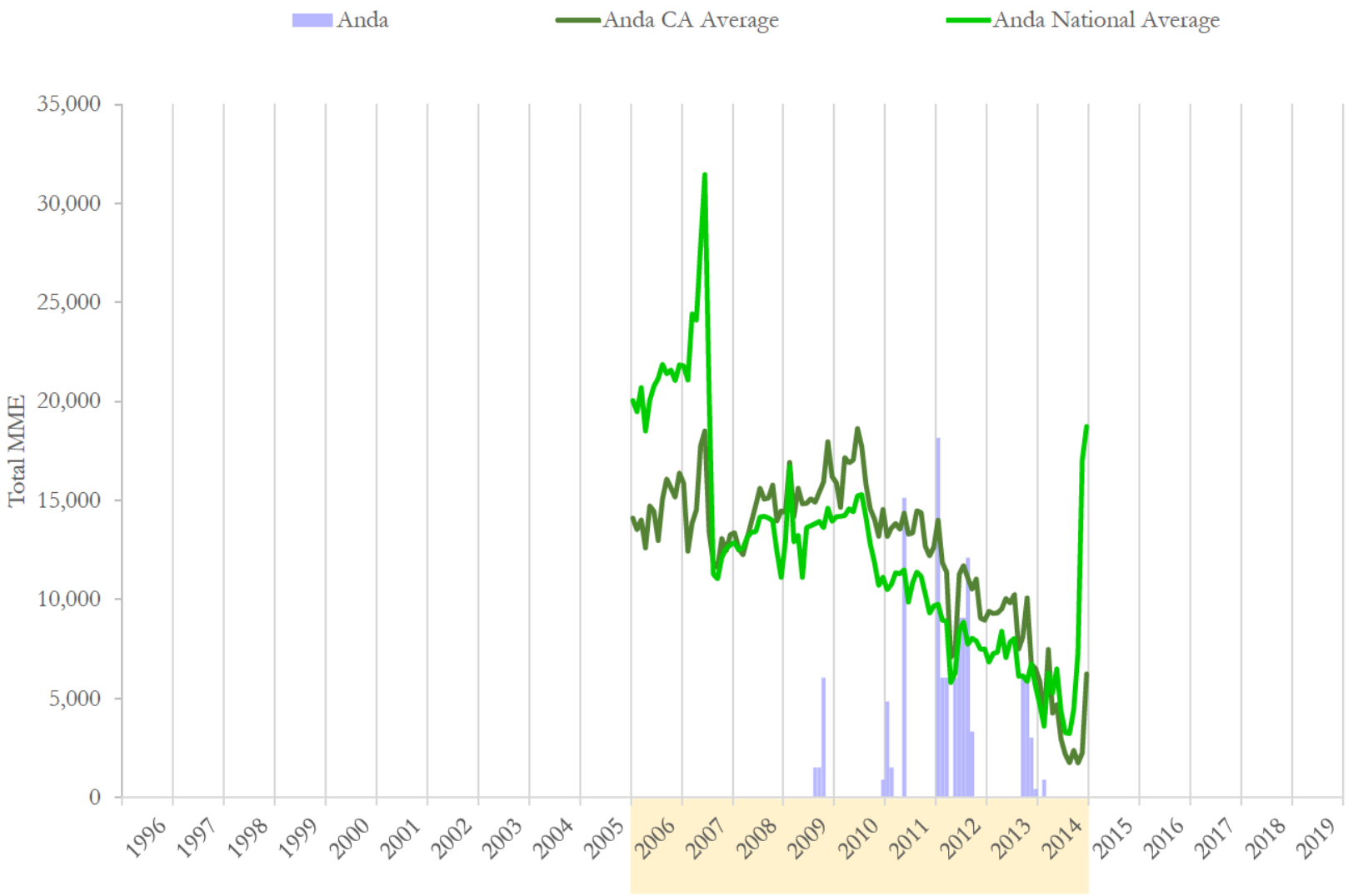

National and state averages reflect hydrocodone shipped from Anda, Inc to all active pharmacies each month.
Data source: ARCOS (2006-2014) and Defendant Distribution Data (Anda 12/1996 - 1/2015)

Lucky Pharmacy #756 (3/2007 to 2/2017)
DEA: FS0163357
1750 Fulton Street
San Francisco, CA 94117

Anda, Inc Hydrocodone Shipments to Lucky Pharmacy #756

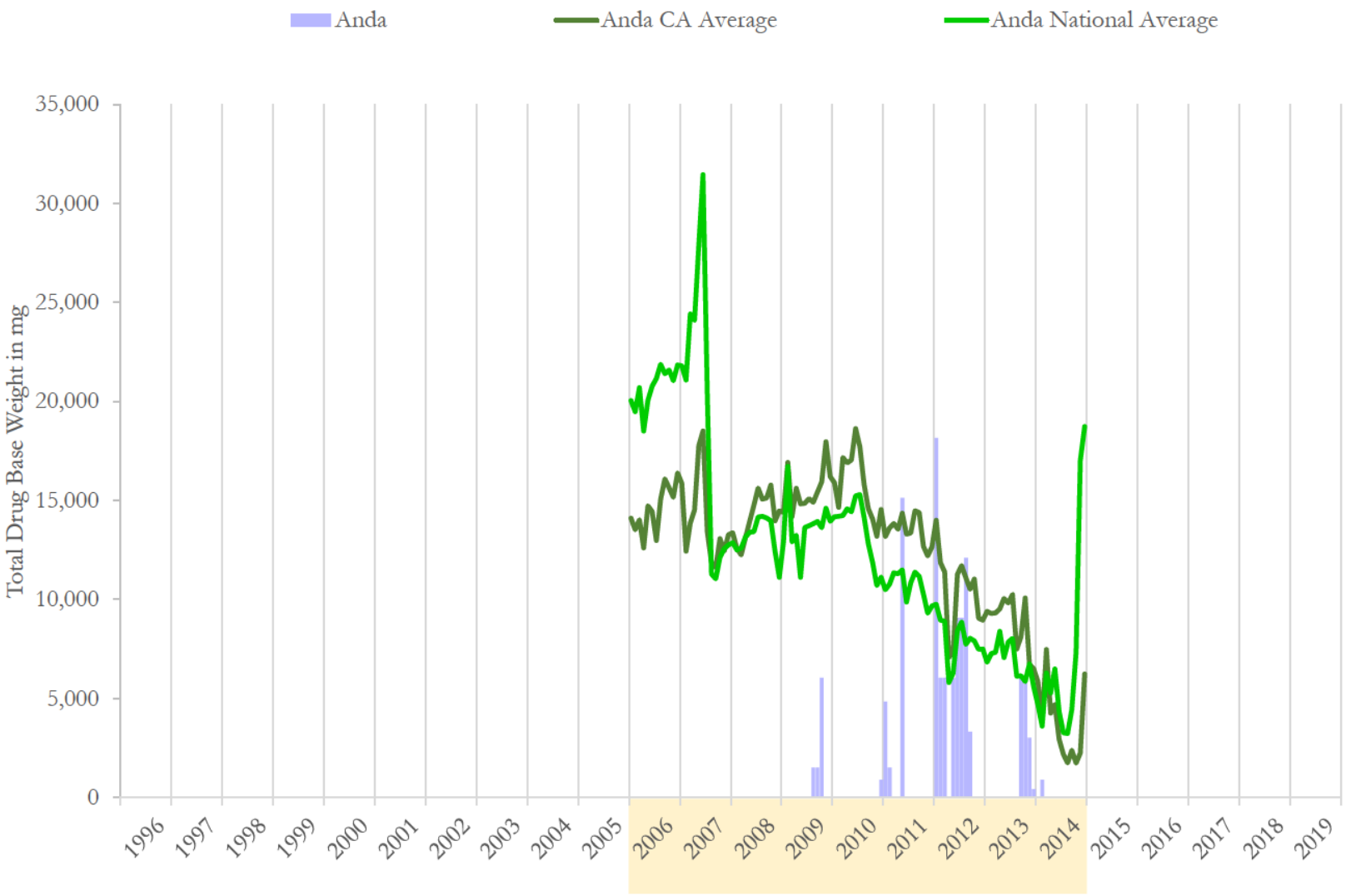

National and state averages reflect hydrocodone shipped from Anda, Inc to all active pharmacies each month.
Data source: ARCOS (2006-2014) and Defendant Distribution Data (Anda 12/1996 - 1/2015)

Lucky Pharmacy #756 (3/2007 to 2/2017)
DEA: FS0163357
1750 Fulton Street
San Francisco, CA 94117

Anda, Inc Hydrocodone Shipments to Lucky Pharmacy #756

	Dosage Units		MME		Drug Base Weight in mg	
Date	Anda	% Change	Anda	% Change	Anda	% Change
01/2008	0	n/a	0	n/a	0	n/a
02/2008	0	n/a	0	n/a	0	n/a
03/2008	0	n/a	0	n/a	0	n/a
04/2008	0	n/a	0	n/a	0	n/a
05/2008	0	n/a	0	n/a	0	n/a
06/2008	0	n/a	0	n/a	0	n/a
07/2008	0	n/a	0	n/a	0	n/a
08/2008	0	n/a	0	n/a	0	n/a
09/2008	0	n/a	0	n/a	0	n/a
10/2008	0	n/a	0	n/a	0	n/a
11/2008	0	n/a	0	n/a	0	n/a
12/2008	0	n/a	0	n/a	0	n/a
01/2009	0	n/a	0	n/a	0	n/a
02/2009	0	n/a	0	n/a	0	n/a
03/2009	0	n/a	0	n/a	0	n/a
04/2009	0	n/a	0	n/a	0	n/a
05/2009	0	n/a	0	n/a	0	n/a
06/2009	0	n/a	0	n/a	0	n/a
07/2009	0	n/a	0	n/a	0	n/a
08/2009	500	n/a	1,514	n/a	1,514	n/a
09/2009	500	0.0%	1,514	0.0%	1,514	0.0%
10/2009	1,000	100.0%	6,054	300.0%	6,054	300.0%
11/2009	0	-100.0%	0	-100.0%	0	-100.0%
12/2009	0	n/a	0	n/a	0	n/a

Data source: ARCOS (2006-2014) and Defendant Distribution Data (Anda 12/1996 - 1/2015)

Lucky Pharmacy #756 (3/2007 to 2/2017)
DEA: FS0163357
1750 Fulton Street
San Francisco, CA 94117

Anda, Inc Hydrocodone Shipments to Lucky Pharmacy #756

	Dosage Units		MME		Drug Base Weight in mg	
Date	Anda	% Change	Anda	% Change	Anda	% Change
01/2010	0	n/a	0	n/a	0	n/a
02/2010	0	n/a	0	n/a	0	n/a
03/2010	0	n/a	0	n/a	0	n/a
04/2010	0	n/a	0	n/a	0	n/a
05/2010	0	n/a	0	n/a	0	n/a
06/2010	0	n/a	0	n/a	0	n/a
07/2010	0	n/a	0	n/a	0	n/a
08/2010	0	n/a	0	n/a	0	n/a
09/2010	0	n/a	0	n/a	0	n/a
10/2010	0	n/a	0	n/a	0	n/a
11/2010	0	n/a	0	n/a	0	n/a
12/2010	200	n/a	908	n/a	908	n/a
01/2011	1,400	600.0%	4,843	433.3%	4,843	433.3%
02/2011	500	-64.3%	1,514	-68.8%	1,514	-68.8%
03/2011	0	-100.0%	0	-100.0%	0	-100.0%
04/2011	0	n/a	0	n/a	0	n/a
05/2011	2,500	n/a	15,135	n/a	15,135	n/a
06/2011	0	-100.0%	0	-100.0%	0	-100.0%
07/2011	0	n/a	0	n/a	0	n/a
08/2011	0	n/a	0	n/a	0	n/a
09/2011	0	n/a	0	n/a	0	n/a
10/2011	0	n/a	0	n/a	0	n/a
11/2011	0	n/a	0	n/a	0	n/a
12/2011	0	n/a	0	n/a	0	n/a

Data source: ARCOS (2006-2014) and Defendant Distribution Data (Anda 12/1996 - 1/2015)

Lucky Pharmacy #756 (3/2007 to 2/2017)
DEA: FS0163357
1750 Fulton Street
San Francisco, CA 94117

Anda, Inc Hydrocodone Shipments to Lucky Pharmacy #756

	Dosage Units		MME		Drug Base Weight in mg	
Date	Anda	% Change	Anda	% Change	Anda	% Change
01/2012	3,000	n/a	18,162	n/a	18,162	n/a
02/2012	1,000	-66.7%	6,054	-66.7%	6,054	-66.7%
03/2012	1,000	0.0%	6,054	0.0%	6,054	0.0%
04/2012	0	-100.0%	0	-100.0%	0	-100.0%
05/2012	1,000	n/a	6,054	n/a	6,054	n/a
06/2012	1,500	50.0%	9,081	50.0%	9,081	50.0%
07/2012	1,500	0.0%	9,081	0.0%	9,081	0.0%
08/2012	2,000	33.3%	12,108	33.3%	12,108	33.3%
09/2012	600	-70.0%	3,330	-72.5%	3,330	-72.5%
10/2012	0	-100.0%	0	-100.0%	0	-100.0%
11/2012	0	n/a	0	n/a	0	n/a
12/2012	0	n/a	0	n/a	0	n/a
01/2013	0	n/a	0	n/a	0	n/a
02/2013	0	n/a	0	n/a	0	n/a
03/2013	0	n/a	0	n/a	0	n/a
04/2013	0	n/a	0	n/a	0	n/a
05/2013	0	n/a	0	n/a	0	n/a
06/2013	0	n/a	0	n/a	0	n/a
07/2013	0	n/a	0	n/a	0	n/a
08/2013	0	n/a	0	n/a	0	n/a
09/2013	1,000	n/a	6,054	n/a	6,054	n/a
10/2013	1,000	0.0%	6,054	0.0%	6,054	0.0%
11/2013	500	-50.0%	3,027	-50.0%	3,027	-50.0%
12/2013	0	-100.0%	430	-85.8%	430	-85.8%

Data source: ARCOS (2006-2014) and Defendant Distribution Data (Anda 12/1996 - 1/2015)

Lucky Pharmacy #756 (3/2007 to 2/2017)
DEA: FS0163357
1750 Fulton Street
San Francisco, CA 94117

Anda, Inc Hydrocodone Shipments to Lucky Pharmacy #756

	Dosage Units		MME		Drug Base Weight in mg	
Date	Anda	% Change	Anda	% Change	Anda	% Change
01/2014	0	n/a	0	-100.0%	0	-100.0%
02/2014	200	n/a	908	n/a	908	n/a
03/2014	0	-100.0%	0	-100.0%	0	-100.0%
04/2014	0	n/a	0	n/a	0	n/a
05/2014	0	n/a	0	n/a	0	n/a
06/2014	0	n/a	0	n/a	0	n/a
07/2014	0	n/a	0	n/a	0	n/a
08/2014	0	n/a	0	n/a	0	n/a
09/2014	0	n/a	0	n/a	0	n/a
10/2014	0	n/a	0	n/a	0	n/a
11/2014	0	n/a	0	n/a	0	n/a
12/2014	0	n/a	0	n/a	0	n/a
01/2015	0	n/a	0	n/a	0	n/a
02/2015	0	n/a	0	n/a	0	n/a
03/2015	0	n/a	0	n/a	0	n/a
04/2015	0	n/a	0	n/a	0	n/a
05/2015	0	n/a	0	n/a	0	n/a
06/2015	0	n/a	0	n/a	0	n/a
07/2015	0	n/a	0	n/a	0	n/a
08/2015	0	n/a	0	n/a	0	n/a
09/2015	0	n/a	0	n/a	0	n/a
10/2015	0	n/a	0	n/a	0	n/a
11/2015	0	n/a	0	n/a	0	n/a
12/2015	0	n/a	0	n/a	0	n/a

Data source: ARCOS (2006-2014) and Defendant Distribution Data (Anda 12/1996 - 1/2015)

Lucky Pharmacy #756 (3/2007 to 2/2017)
DEA: FS0163357
1750 Fulton Street
San Francisco, CA 94117

Anda, Inc Hydrocodone Shipments to Lucky Pharmacy #756

	Dosage Units		MME		Drug Base Weight in mg	
Date	**Anda**	**% Change**	**Anda**	**% Change**	**Anda**	**% Change**
1996	0		0		0	
1997	0	n/a	0	n/a	0	n/a
1998	0	n/a	0	n/a	0	n/a
1999	0	n/a	0	n/a	0	n/a
2000	0	n/a	0	n/a	0	n/a
2001	0	n/a	0	n/a	0	n/a
2002	0	n/a	0	n/a	0	n/a
2003	0	n/a	0	n/a	0	n/a
2004	0	n/a	0	n/a	0	n/a
2005	0	n/a	0	n/a	0	n/a
2006	0	n/a	0	n/a	0	n/a
2007	0	n/a	0	n/a	0	n/a
2008	0	n/a	0	n/a	0	n/a
2009	2,000	n/a	9,081	n/a	9,081	n/a
2010	200	-90.0%	908	-90.0%	908	-90.0%
2011	4,400	2100.0%	21,492	2266.7%	21,492	2266.7%
2012	11,600	163.6%	69,924	225.4%	69,924	225.4%
2013	2,500	-78.4%	15,565	-77.7%	15,565	-77.7%
2014	200	-92.0%	908	-94.2%	908	-94.2%
2015	0	-100.0%	0	-100.0%	0	-100.0%
2016	0	n/a	0	n/a	0	n/a
2017	0	n/a	0	n/a	0	n/a
2018	0	n/a	0	n/a	0	n/a
2019	0	n/a	0	n/a	0	n/a
Total	**20,900**		**117,877**		**117,877**	

Data source: ARCOS (2006-2014) and Defendant Distribution Data (Anda 12/1996 - 1/2015)

Lucky Pharmacy #756 (3/2007 to 2/2017)
DEA: FS0163357
1750 Fulton Street
San Francisco, CA 94117

Anda, Inc Hydrocodone Shipments to Lucky Pharmacy #756, by Strength

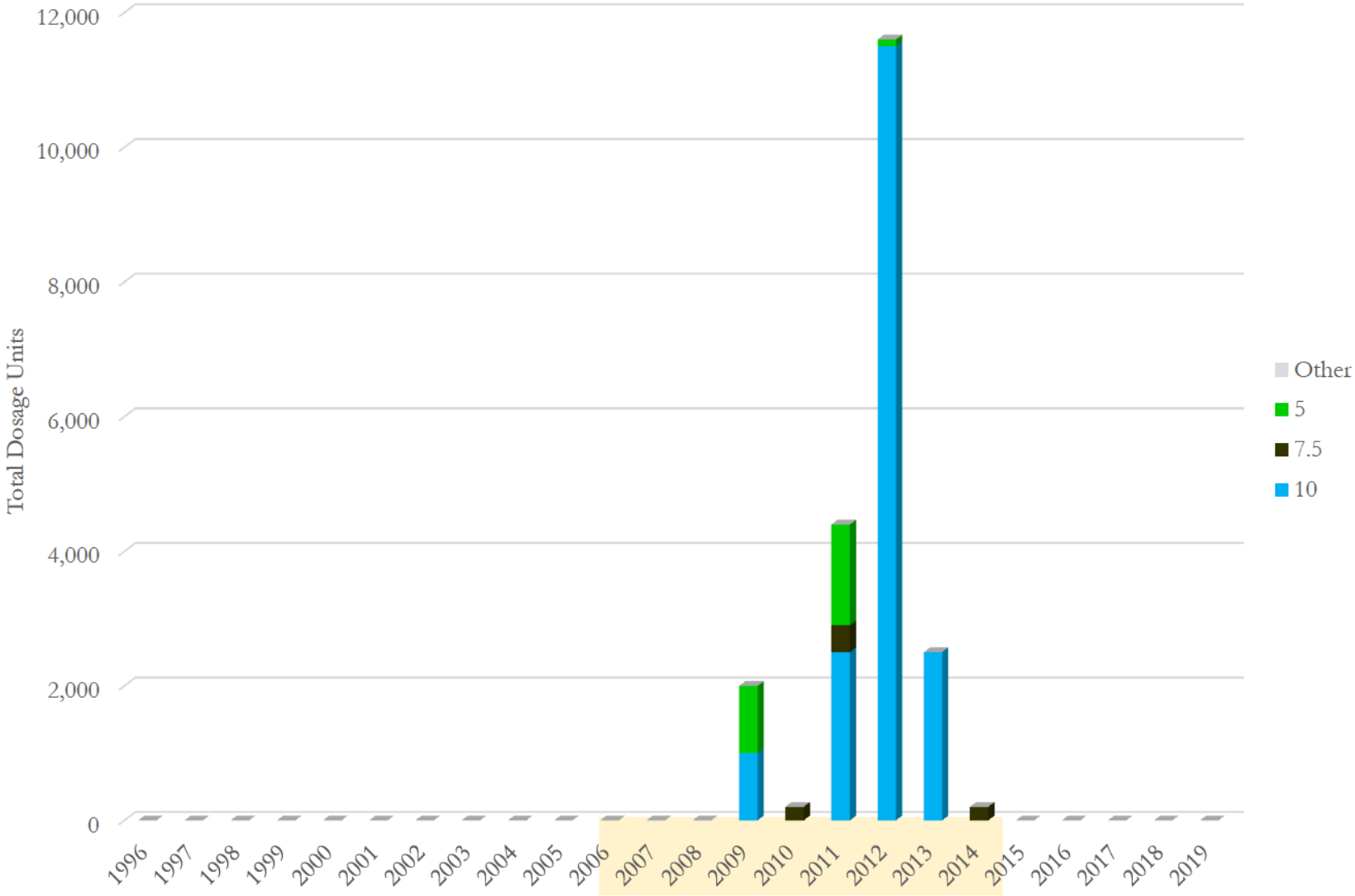

Data source: ARCOS (2006-2014) and Defendant Distribution Data (Anda 12/1996 - 1/2015)

Lucky Pharmacy #756 (3/2007 to 2/2017)
DEA: FS0163357
1750 Fulton Street
San Francisco, CA 94117

Anda, Inc Hydrocodone Shipments to Lucky Pharmacy #756, by Strength

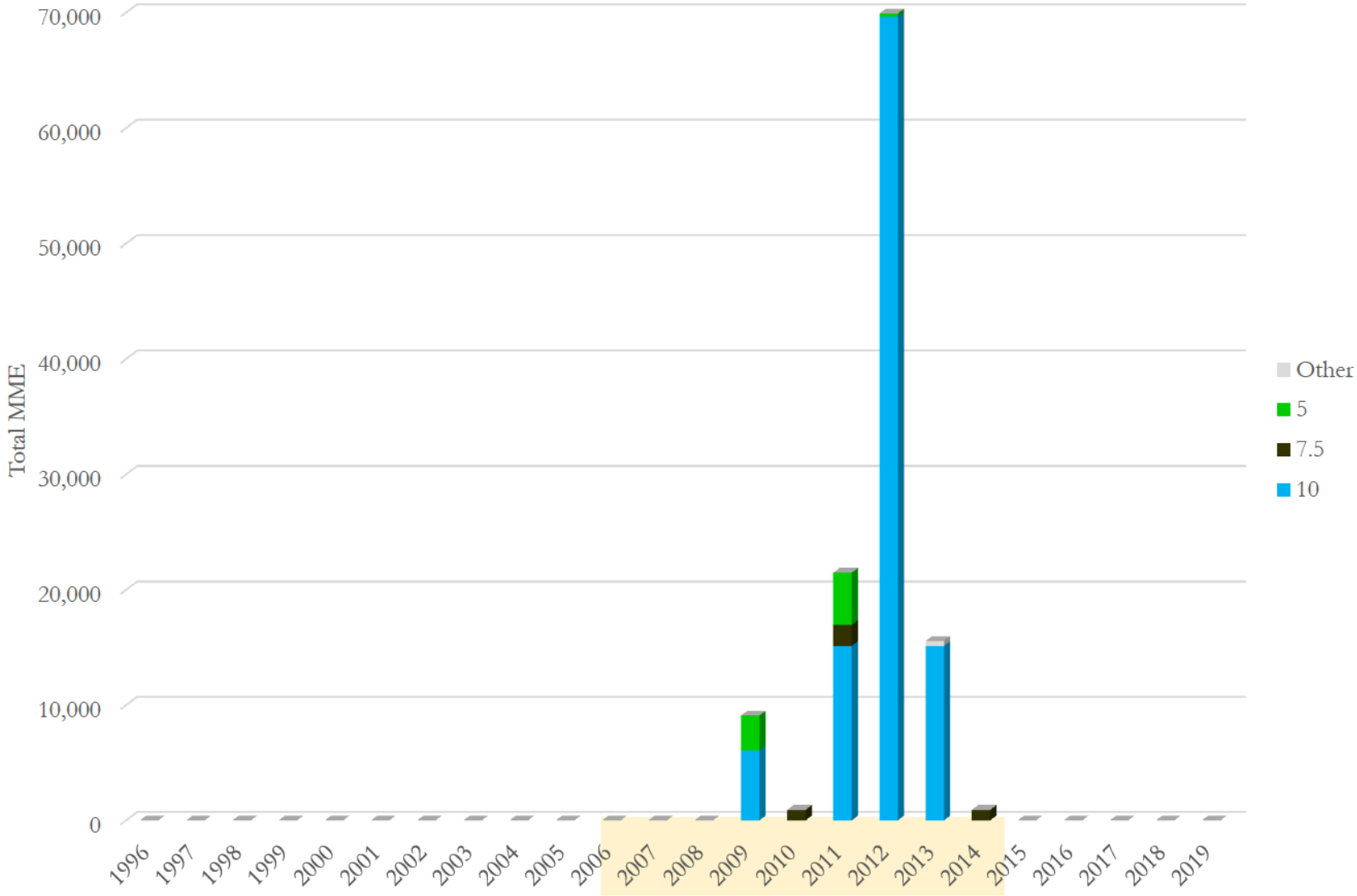

Data source: ARCOS (2006-2014) and Defendant Distribution Data (Anda 12/1996 - 1/2015)

Lucky Pharmacy #756 (3/2007 to 2/2017)
DEA: FS0163357
1750 Fulton Street
San Francisco, CA 94117

Anda, Inc Hydrocodone Shipments to Lucky Pharmacy #756, by Strength

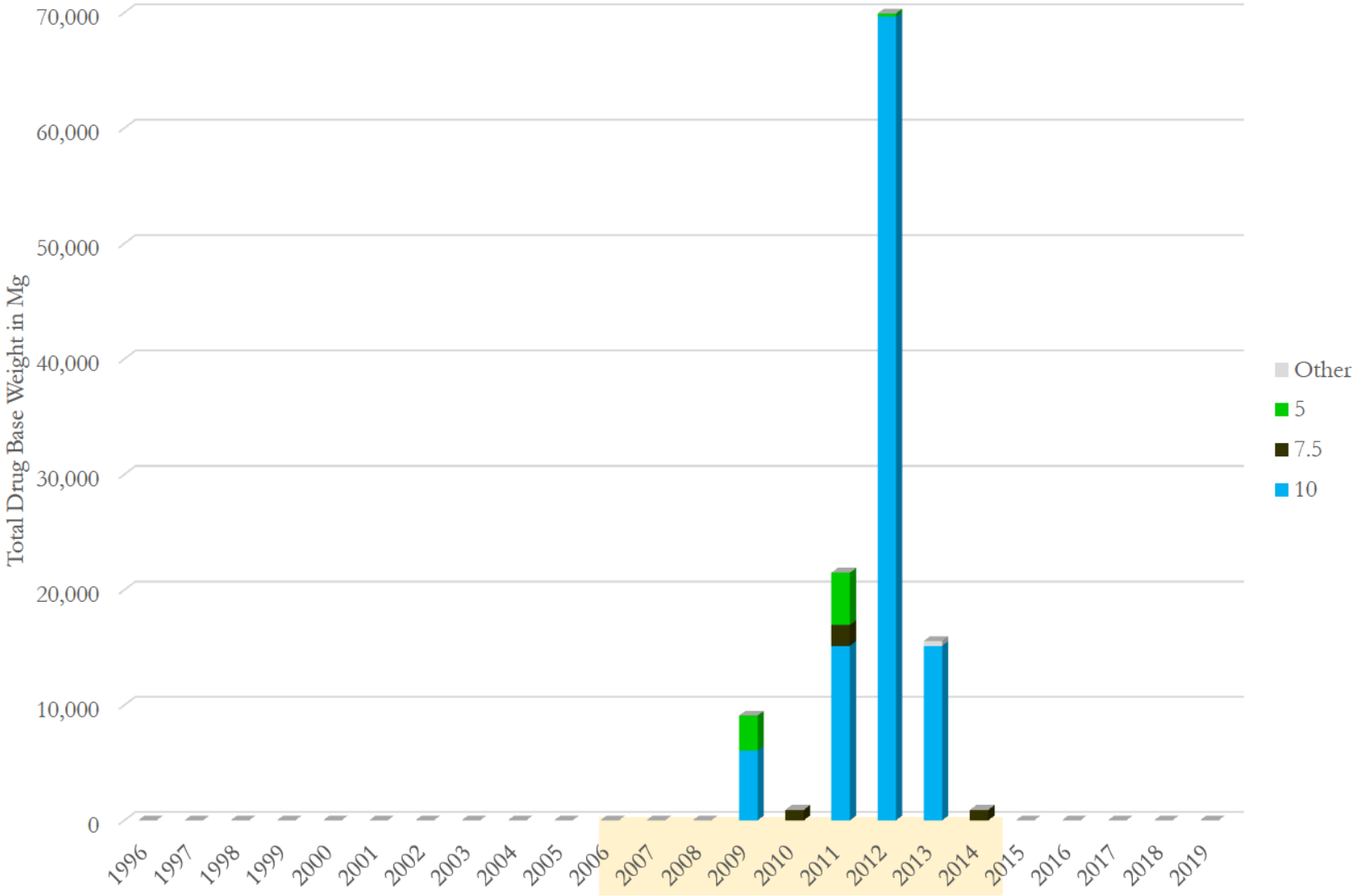

Data source: ARCOS (2006-2014) and Defendant Distribution Data (Anda 12/1996 - 1/2015)

Lucky Pharmacy #756 (3/2007 to 2/2017)
DEA: FS0163357
1750 Fulton Street
San Francisco, CA 94117

Anda, Inc Hydrocodone Shipments to Lucky Pharmacy #756, by Strength
(Total Dosage Units)

Strength Year\	10	7.5	5	Other	Total	Avg. Str
1996	0	0	0	0	**0**	
1997	0	0	0	0	**0**	
1998	0	0	0	0	**0**	
1999	0	0	0	0	**0**	
2000	0	0	0	0	**0**	
2001	0	0	0	0	**0**	
2002	0	0	0	0	**0**	
2003	0	0	0	0	**0**	
2004	0	0	0	0	**0**	
2005	0	0	0	0	**0**	
2006	0	0	0	0	**0**	
2007	0	0	0	0	**0**	
2008	0	0	0	0	**0**	
2009	1,000	0	1,000	0	**2,000**	7.50
2010	0	200	0	0	**200**	7.50
2011	2,500	400	1,500	0	**4,400**	8.07
2012	11,500	0	100	0	**11,600**	9.96
2013	2,500	0	0	0	**2,500**	10.00
2014	0	200	0	0	**200**	7.50
2015	0	0	0	0	**0**	
2016	0	0	0	0	**0**	
2017	0	0	0	0	**0**	
2018	0	0	0	0	**0**	
2019	0	0	0	0	**0**	
Total	**17,500**	**800**	**2,600**	**0**	**20,900**	9.28

Data source: ARCOS (2006-2014) and Defendant Distribution Data (Anda 12/1996 - 1/2015)

Lucky Pharmacy #756 (3/2007 to 2/2017)
DEA: FS0163357
1750 Fulton Street
San Francisco, CA 94117

Anda, Inc Hydrocodone Shipments to Lucky Pharmacy #756, by Strength (Total MME)

Strength Year\	10	7.5	5	Other	Total	Avg. Str
1996	0	0	0	0	**0**	
1997	0	0	0	0	**0**	
1998	0	0	0	0	**0**	
1999	0	0	0	0	**0**	
2000	0	0	0	0	**0**	
2001	0	0	0	0	**0**	
2002	0	0	0	0	**0**	
2003	0	0	0	0	**0**	
2004	0	0	0	0	**0**	
2005	0	0	0	0	**0**	
2006	0	0	0	0	**0**	
2007	0	0	0	0	**0**	
2008	0	0	0	0	**0**	
2009	6,054	0	3,027	0	**9,081**	7.50
2010	0	908	0	0	**908**	7.50
2011	15,135	1,816	4,541	0	**21,492**	8.07
2012	69,621	0	303	0	**69,924**	9.96
2013	15,135	0	0	430	**15,565**	10.00
2014	0	908	0	0	**908**	7.50
2015	0	0	0	0	**0**	
2016	0	0	0	0	**0**	
2017	0	0	0	0	**0**	
2018	0	0	0	0	**0**	
2019	0	0	0	0	**0**	
Total	**105,945**	**3,632**	**7,870**	**430**	**117,877**	9.28

Data source: ARCOS (2006-2014) and Defendant Distribution Data (Anda 12/1996 - 1/2015)

Lucky Pharmacy #756 (3/2007 to 2/2017)
DEA: FS0163357
1750 Fulton Street
San Francisco, CA 94117

Anda, Inc Hydrocodone Shipments to Lucky Pharmacy #756, by Strength
(Total Drug Base Weight in Milligram)

Strength Year\	10	7.5	5	Other	Total	Avg. Str
1996	0	0	0	0	**0**	
1997	0	0	0	0	**0**	
1998	0	0	0	0	**0**	
1999	0	0	0	0	**0**	
2000	0	0	0	0	**0**	
2001	0	0	0	0	**0**	
2002	0	0	0	0	**0**	
2003	0	0	0	0	**0**	
2004	0	0	0	0	**0**	
2005	0	0	0	0	**0**	
2006	0	0	0	0	**0**	
2007	0	0	0	0	**0**	
2008	0	0	0	0	**0**	
2009	6,054	0	3,027	0	**9,081**	7.50
2010	0	908	0	0	**908**	7.50
2011	15,135	1,816	4,541	0	**21,492**	8.07
2012	69,621	0	303	0	**69,924**	9.96
2013	15,135	0	0	430	**15,565**	10.00
2014	0	908	0	0	**908**	7.50
2015	0	0	0	0	**0**	
2016	0	0	0	0	**0**	
2017	0	0	0	0	**0**	
2018	0	0	0	0	**0**	
2019	0	0	0	0	**0**	
Total	**105,945**	**3,632**	**7,870**	**430**	**117,877**	9.28

Data source: ARCOS (2006-2014) and Defendant Distribution Data (Anda 12/1996 - 1/2015)

Walgreen Co. Community A Walgreens Pharmacy #15296 (2/2003 to 12/2017)
DEA: FW3124308
2262 Market Street
San Francisco, CA 94114

Walgreen Co Oxycodone Shipments to Walgreen Co. Community A Walgreens Pharmacy #15296

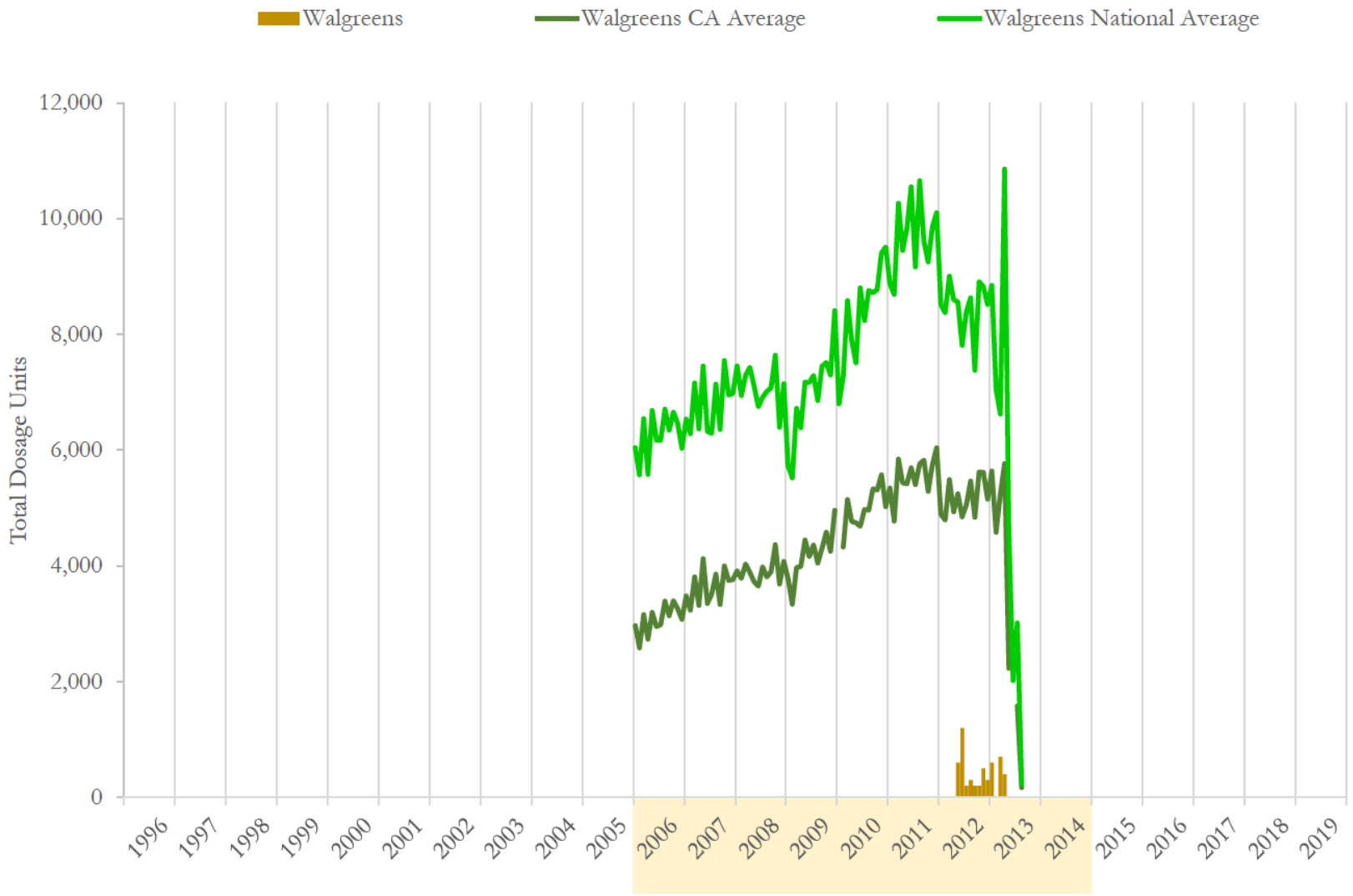

National and state averages reflect oxycodone shipped from Walgreen Co to all active pharmacies each month.
Data source: ARCOS (2006-2014) and Defendant Distribution Data (Walgreens 1/2006 - 3/2014)

Walgreen Co. Community A Walgreens Pharmacy #15296 (2/2003 to 12/2017)
DEA: FW3124308
2262 Market Street
San Francisco, CA 94114

Walgreen Co Oxycodone Shipments to Walgreen Co. Community A Walgreens Pharmacy #15296

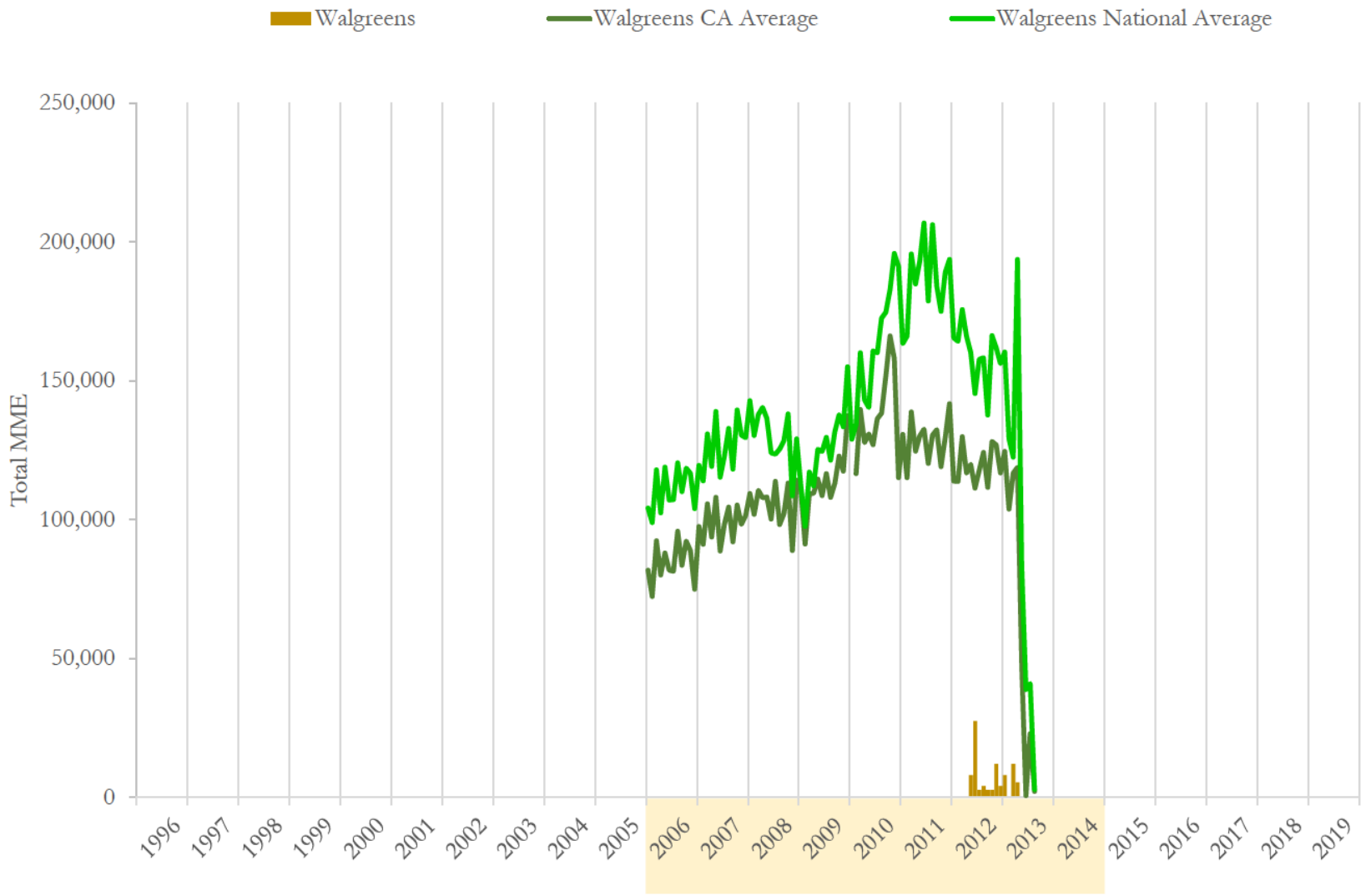

National and state averages reflect oxycodone shipped from Walgreen Co to all active pharmacies each month.
Data source: ARCOS (2006-2014) and Defendant Distribution Data (Walgreens 1/2006 - 3/2014)

Walgreen Co. Community A Walgreens Pharmacy #15296 (2/2003 to 12/2017)
DEA: FW3124308
2262 Market Street
San Francisco, CA 94114

Walgreen Co Oxycodone Shipments to Walgreen Co. Community A Walgreens Pharmacy #15296

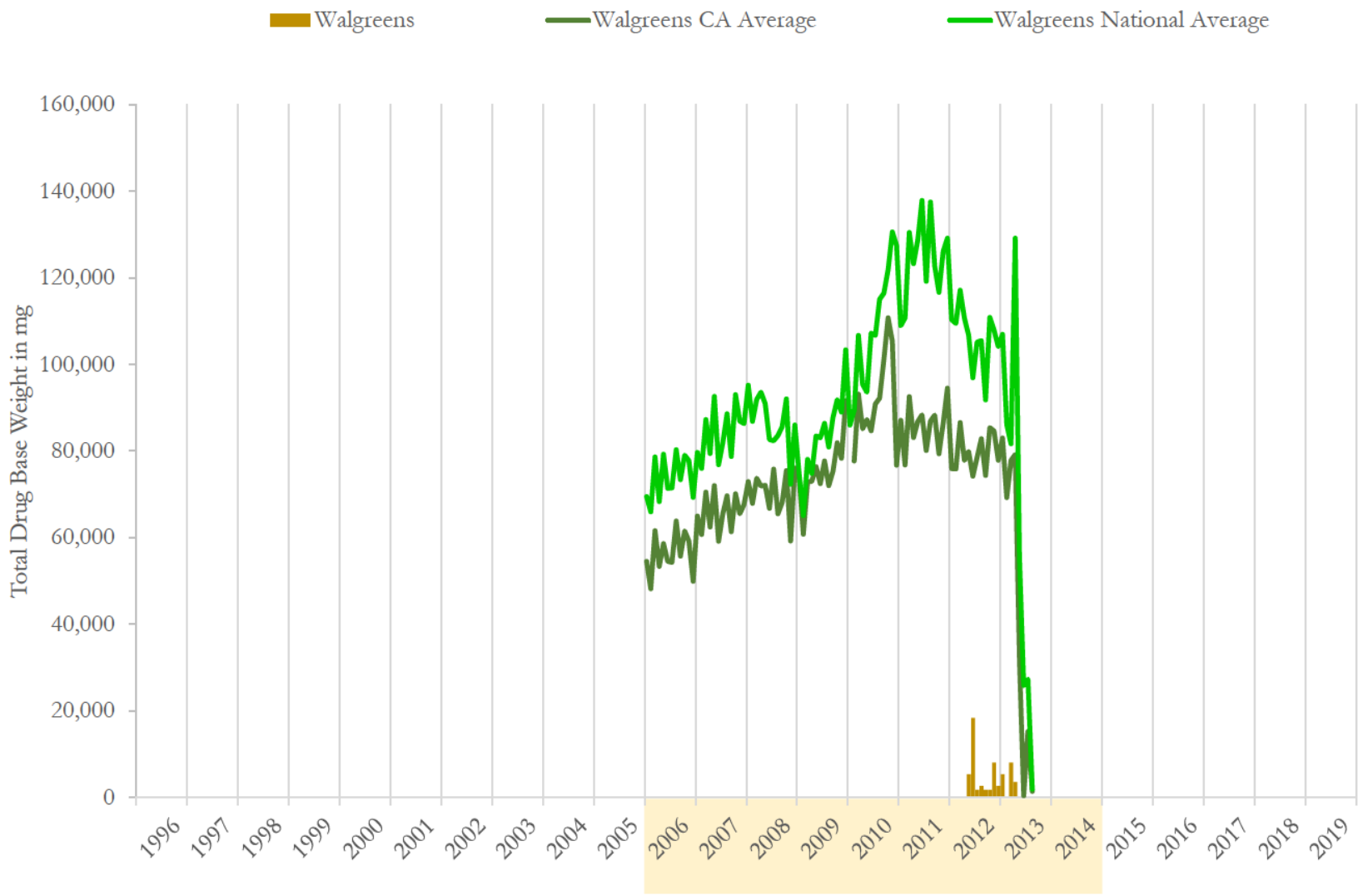

National and state averages reflect oxycodone shipped from Walgreen Co to all active pharmacies each month.
Data source: ARCOS (2006-2014) and Defendant Distribution Data (Walgreens 1/2006 - 3/2014)

Walgreen Co Oxycodone Shipments to Walgreen Co. Community A Walgreens Pharmacy #15296

	Dosage Units		MME		Drug Base Weight in mg	
Date	Walgreens	% Change	Walgreens	% Change	Walgreens	% Change
01/2012	0	n/a	0	n/a	0	n/a
02/2012	0	n/a	0	n/a	0	n/a
03/2012	0	n/a	0	n/a	0	n/a
04/2012	0	n/a	0	n/a	0	n/a
05/2012	600	n/a	8,069	n/a	5,379	n/a
06/2012	1,200	100.0%	27,567	241.7%	18,378	241.7%
07/2012	200	-83.3%	2,690	-90.2%	1,793	-90.2%
08/2012	300	50.0%	4,034	50.0%	2,690	50.0%
09/2012	200	-33.3%	2,690	-33.3%	1,793	-33.3%
10/2012	200	0.0%	2,690	0.0%	1,793	0.0%
11/2012	500	150.0%	12,103	350.0%	8,069	350.0%
12/2012	300	-40.0%	4,034	-66.7%	2,690	-66.7%
01/2013	600	100.0%	8,069	100.0%	5,379	100.0%
02/2013	0	-100.0%	0	-100.0%	0	-100.0%
03/2013	700	n/a	12,103	n/a	8,069	n/a
04/2013	400	-42.9%	5,379	-55.6%	3,586	-55.6%
05/2013	0	-100.0%	0	-100.0%	0	-100.0%
06/2013	0	n/a	0	n/a	0	n/a
07/2013	0	n/a	0	n/a	0	n/a
08/2013	0	n/a	0	n/a	0	n/a
09/2013	0	n/a	0	n/a	0	n/a
10/2013	0	n/a	0	n/a	0	n/a
11/2013	0	n/a	0	n/a	0	n/a
12/2013	0	n/a	0	n/a	0	n/a

Data source: ARCOS (2006-2014) and Defendant Distribution Data (Walgreens 1/2006 - 3/2014)

Walgreen Co Oxycodone Shipments to Walgreen Co. Community A Walgreens Pharmacy #15296

	Dosage Units		MME		Drug Base Weight in mg	
Date	Walgreens	% Change	Walgreens	% Change	Walgreens	% Change
1996	0		0		0	
1997	0	n/a	0	n/a	0	n/a
1998	0	n/a	0	n/a	0	n/a
1999	0	n/a	0	n/a	0	n/a
2000	0	n/a	0	n/a	0	n/a
2001	0	n/a	0	n/a	0	n/a
2002	0	n/a	0	n/a	0	n/a
2003	0	n/a	0	n/a	0	n/a
2004	0	n/a	0	n/a	0	n/a
2005	0	n/a	0	n/a	0	n/a
2006	0	n/a	0	n/a	0	n/a
2007	0	n/a	0	n/a	0	n/a
2008	0	n/a	0	n/a	0	n/a
2009	0	n/a	0	n/a	0	n/a
2010	0	n/a	0	n/a	0	n/a
2011	0	n/a	0	n/a	0	n/a
2012	3,500	n/a	63,876	n/a	42,584	n/a
2013	1,700	-51.4%	25,550	-60.0%	17,034	-60.0%
2014	0	-100.0%	0	-100.0%	0	-100.0%
2015	0	n/a	0	n/a	0	n/a
2016	0	n/a	0	n/a	0	n/a
2017	0	n/a	0	n/a	0	n/a
2018	0	n/a	0	n/a	0	n/a
2019	0	n/a	0	n/a	0	n/a
Total	**5,200**		**89,426**		**59,617**	

Data source: ARCOS (2006-2014) and Defendant Distribution Data (Walgreens 1/2006 - 3/2014)

Walgreen Co. Community A Walgreens Pharmacy #15296 (2/2003 to 12/2017)
DEA: FW3124308
2262 Market Street
San Francisco, CA 94114

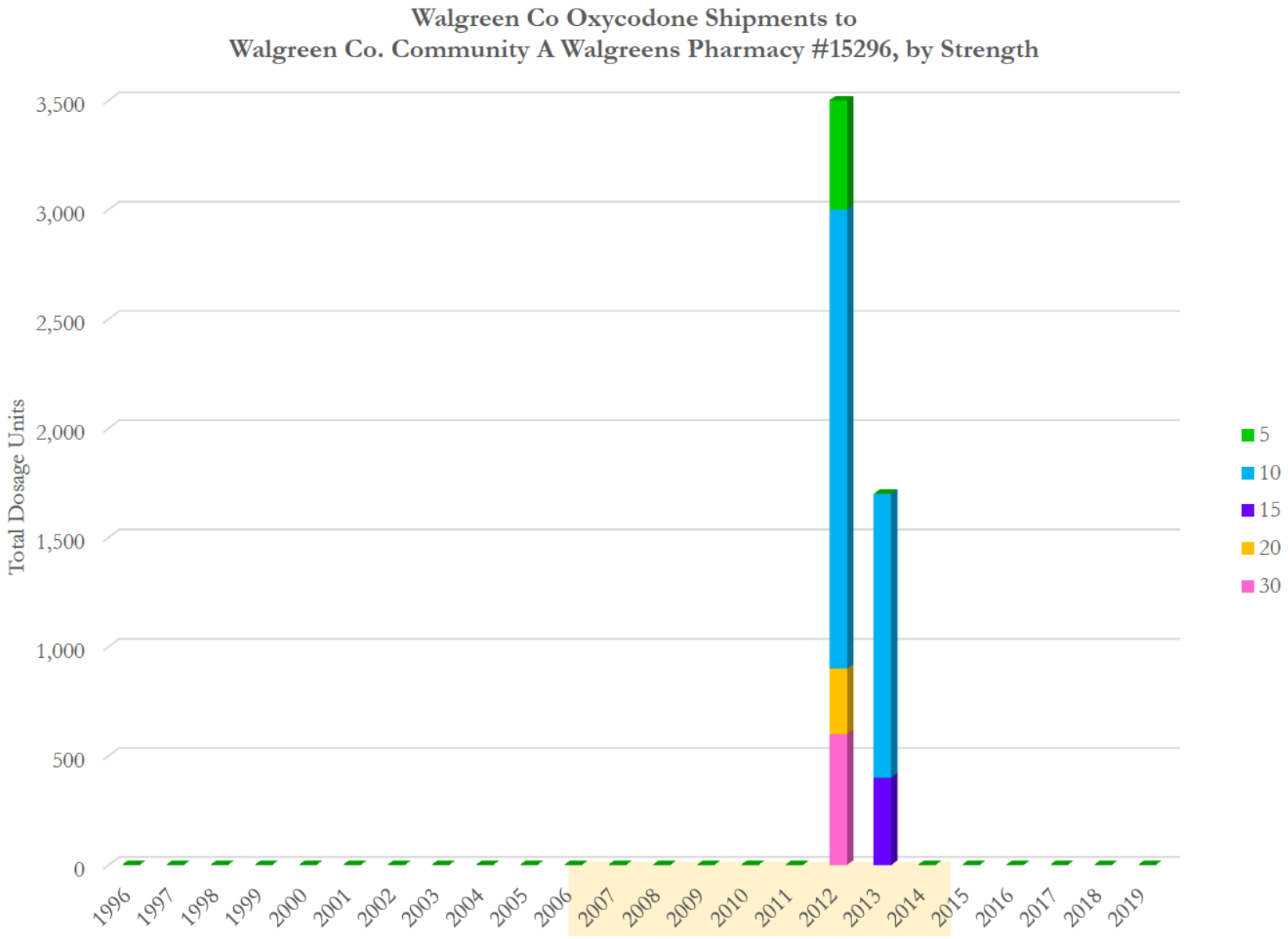

Data source: ARCOS (2006-2014) and Defendant Distribution Data (Walgreens 1/2006 - 3/2014)

Walgreen Co. Community A Walgreens Pharmacy #15296 (2/2003 to 12/2017)
DEA: FW3124308
2262 Market Street
San Francisco, CA 94114

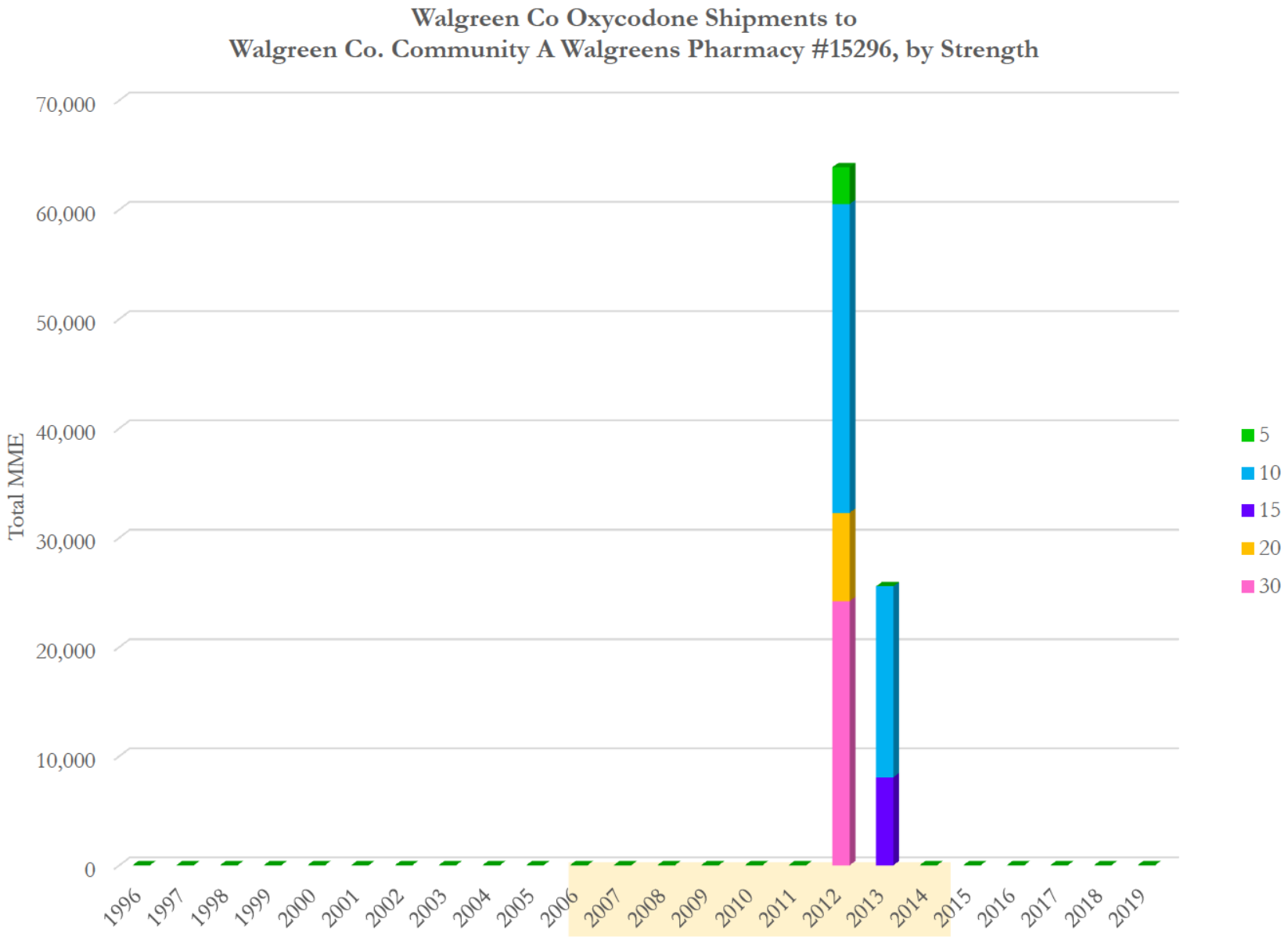

Data source: ARCOS (2006-2014) and Defendant Distribution Data (Walgreens 1/2006 - 3/2014)

Walgreen Co. Community A Walgreens Pharmacy #15296 (2/2003 to 12/2017)
DEA: FW3124308
2262 Market Street
San Francisco, CA 94114

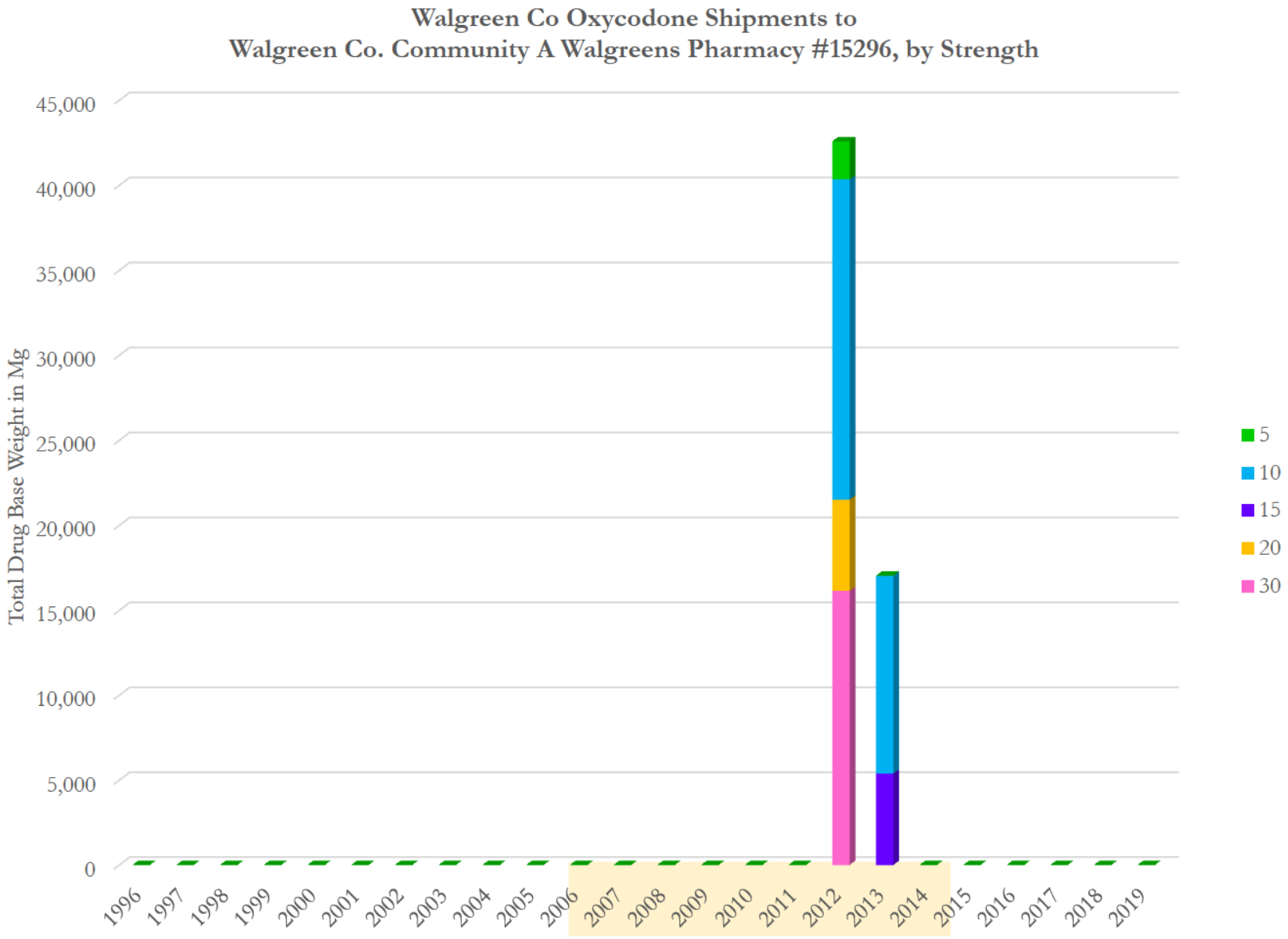

Data source: ARCOS (2006-2014) and Defendant Distribution Data (Walgreens 1/2006 - 3/2014)

Walgreen Co Oxycodone Shipments to Walgreen Co. Community A Walgreens Pharmacy #15296, by Strength
(Total Dosage Units)

Strength / Year\	30	20	15	10	5	Total	Avg. Str
1996	0	0	0	0	0	**0**	
1997	0	0	0	0	0	**0**	
1998	0	0	0	0	0	**0**	
1999	0	0	0	0	0	**0**	
2000	0	0	0	0	0	**0**	
2001	0	0	0	0	0	**0**	
2002	0	0	0	0	0	**0**	
2003	0	0	0	0	0	**0**	
2004	0	0	0	0	0	**0**	
2005	0	0	0	0	0	**0**	
2006	0	0	0	0	0	**0**	
2007	0	0	0	0	0	**0**	
2008	0	0	0	0	0	**0**	
2009	0	0	0	0	0	**0**	
2010	0	0	0	0	0	**0**	
2011	0	0	0	0	0	**0**	
2012	600	300	0	2,100	500	**3,500**	13.57
2013	0	0	400	1,300	0	**1,700**	11.18
2014	0	0	0	0	0	**0**	
2015	0	0	0	0	0	**0**	
2016	0	0	0	0	0	**0**	
2017	0	0	0	0	0	**0**	
2018	0	0	0	0	0	**0**	
2019	0	0	0	0	0	**0**	
Total	**600**	**300**	**400**	**3,400**	**500**	**5,200**	12.79

Data source: ARCOS (2006-2014) and Defendant Distribution Data (Walgreens 1/2006 - 3/2014)

Walgreen Co Oxycodone Shipments to Walgreen Co. Community A Walgreens Pharmacy #15296, by Strength (Total MME)

Strength / Year\	30	20	15	10	5	Total	Avg. Str
1996	0	0	0	0	0	**0**	
1997	0	0	0	0	0	**0**	
1998	0	0	0	0	0	**0**	
1999	0	0	0	0	0	**0**	
2000	0	0	0	0	0	**0**	
2001	0	0	0	0	0	**0**	
2002	0	0	0	0	0	**0**	
2003	0	0	0	0	0	**0**	
2004	0	0	0	0	0	**0**	
2005	0	0	0	0	0	**0**	
2006	0	0	0	0	0	**0**	
2007	0	0	0	0	0	**0**	
2008	0	0	0	0	0	**0**	
2009	0	0	0	0	0	**0**	
2010	0	0	0	0	0	**0**	
2011	0	0	0	0	0	**0**	
2012	24,206	8,069	0	28,240	3,362	**63,876**	13.57
2013	0	0	8,069	17,482	0	**25,550**	11.18
2014	0	0	0	0	0	**0**	
2015	0	0	0	0	0	**0**	
2016	0	0	0	0	0	**0**	
2017	0	0	0	0	0	**0**	
2018	0	0	0	0	0	**0**	
2019	0	0	0	0	0	**0**	
Total	**24,206**	**8,069**	**8,069**	**45,722**	**3,362**	**89,426**	12.79

Data source: ARCOS (2006-2014) and Defendant Distribution Data (Walgreens 1/2006 - 3/2014)

Walgreen Co Oxycodone Shipments to Walgreen Co. Community A Walgreens Pharmacy #15296, by Strength
(Total Drug Base Weight in Milligram)

Strength Year\	30	20	15	10	5	Total	Avg. Str
1996	0	0	0	0	0	**0**	
1997	0	0	0	0	0	**0**	
1998	0	0	0	0	0	**0**	
1999	0	0	0	0	0	**0**	
2000	0	0	0	0	0	**0**	
2001	0	0	0	0	0	**0**	
2002	0	0	0	0	0	**0**	
2003	0	0	0	0	0	**0**	
2004	0	0	0	0	0	**0**	
2005	0	0	0	0	0	**0**	
2006	0	0	0	0	0	**0**	
2007	0	0	0	0	0	**0**	
2008	0	0	0	0	0	**0**	
2009	0	0	0	0	0	**0**	
2010	0	0	0	0	0	**0**	
2011	0	0	0	0	0	**0**	
2012	16,137	5,379	0	18,827	2,241	**42,584**	13.57
2013	0	0	5,379	11,655	0	**17,034**	11.18
2014	0	0	0	0	0	**0**	
2015	0	0	0	0	0	**0**	
2016	0	0	0	0	0	**0**	
2017	0	0	0	0	0	**0**	
2018	0	0	0	0	0	**0**	
2019	0	0	0	0	0	**0**	
Total	**16,137**	**5,379**	**5,379**	**30,481**	**2,241**	**59,617**	12.79

Data source: ARCOS (2006-2014) and Defendant Distribution Data (Walgreens 1/2006 - 3/2014)

Walgreen Co. Community A Walgreens Pharmacy #15296 (2/2003 to 12/2017)
DEA: FW3124308
2262 Market Street
San Francisco, CA 94114

Anda, Inc Hydrocodone Shipments to Walgreen Co. Community A Walgreens Pharmacy #15296

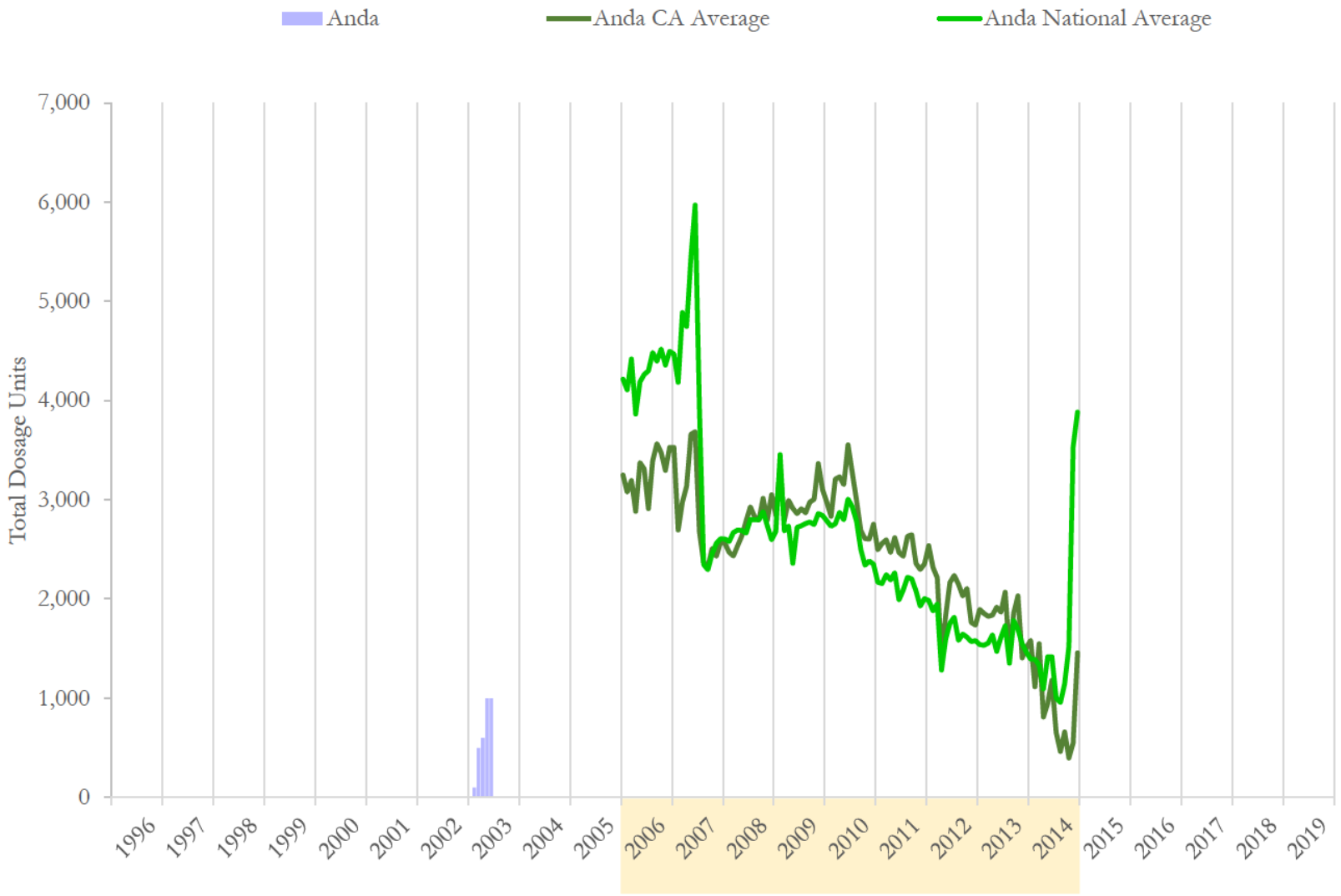

National and state averages reflect hydrocodone shipped from Anda, Inc to all active pharmacies each month.
Data source: ARCOS (2006-2014) and Defendant Distribution Data (Anda 12/1996 - 1/2015)

Walgreen Co. Community A Walgreens Pharmacy #15296 (2/2003 to 12/2017)
DEA: FW3124308
2262 Market Street
San Francisco, CA 94114

Anda, Inc Hydrocodone Shipments to Walgreen Co. Community A Walgreens Pharmacy #15296

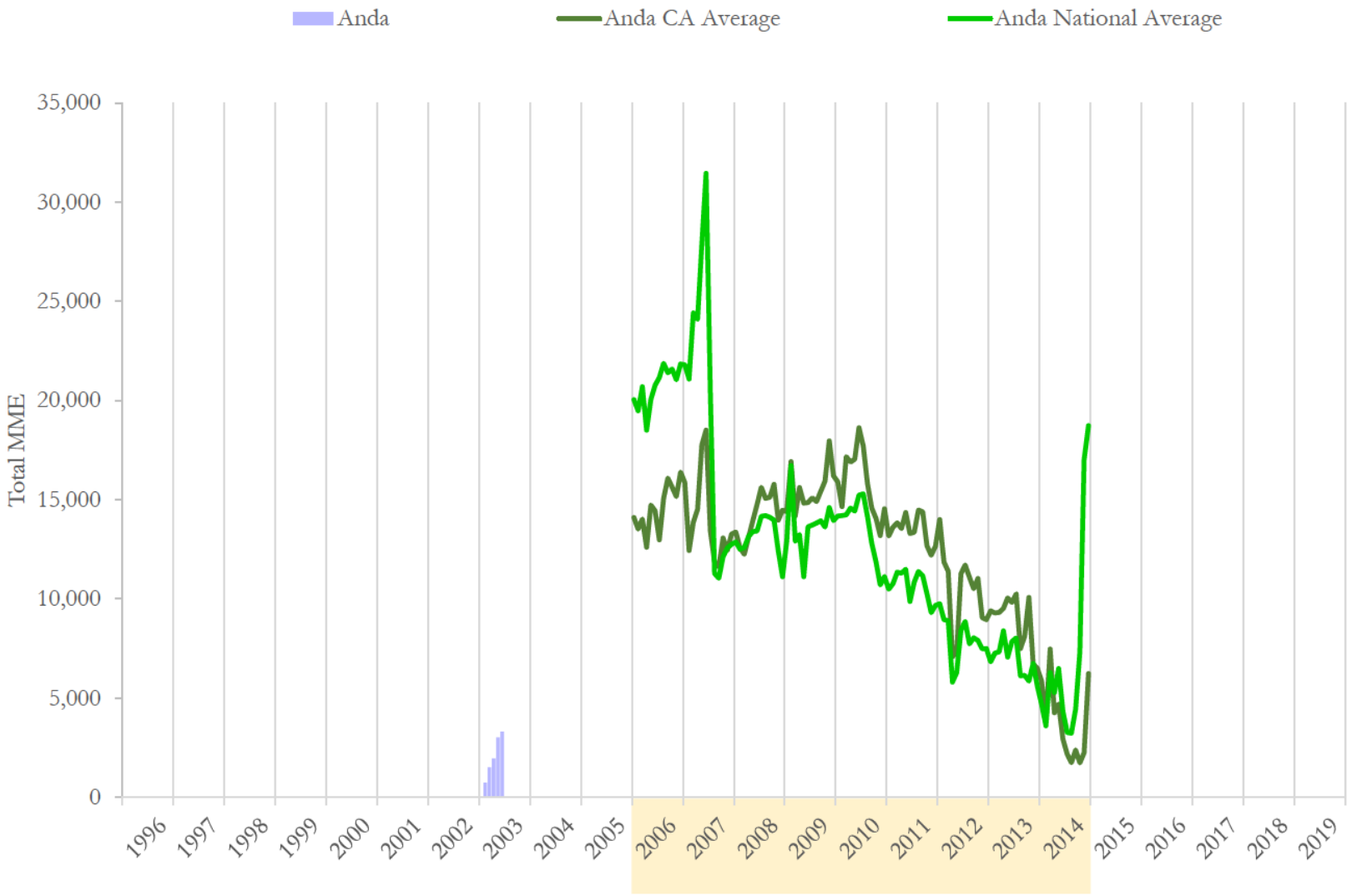

National and state averages reflect hydrocodone shipped from Anda, Inc to all active pharmacies each month.
Data source: ARCOS (2006-2014) and Defendant Distribution Data (Anda 12/1996 - 1/2015)

Walgreen Co. Community A Walgreens Pharmacy #15296 (2/2003 to 12/2017)
DEA: FW3124308
2262 Market Street
San Francisco, CA 94114

Anda, Inc Hydrocodone Shipments to Walgreen Co. Community A Walgreens Pharmacy #15296

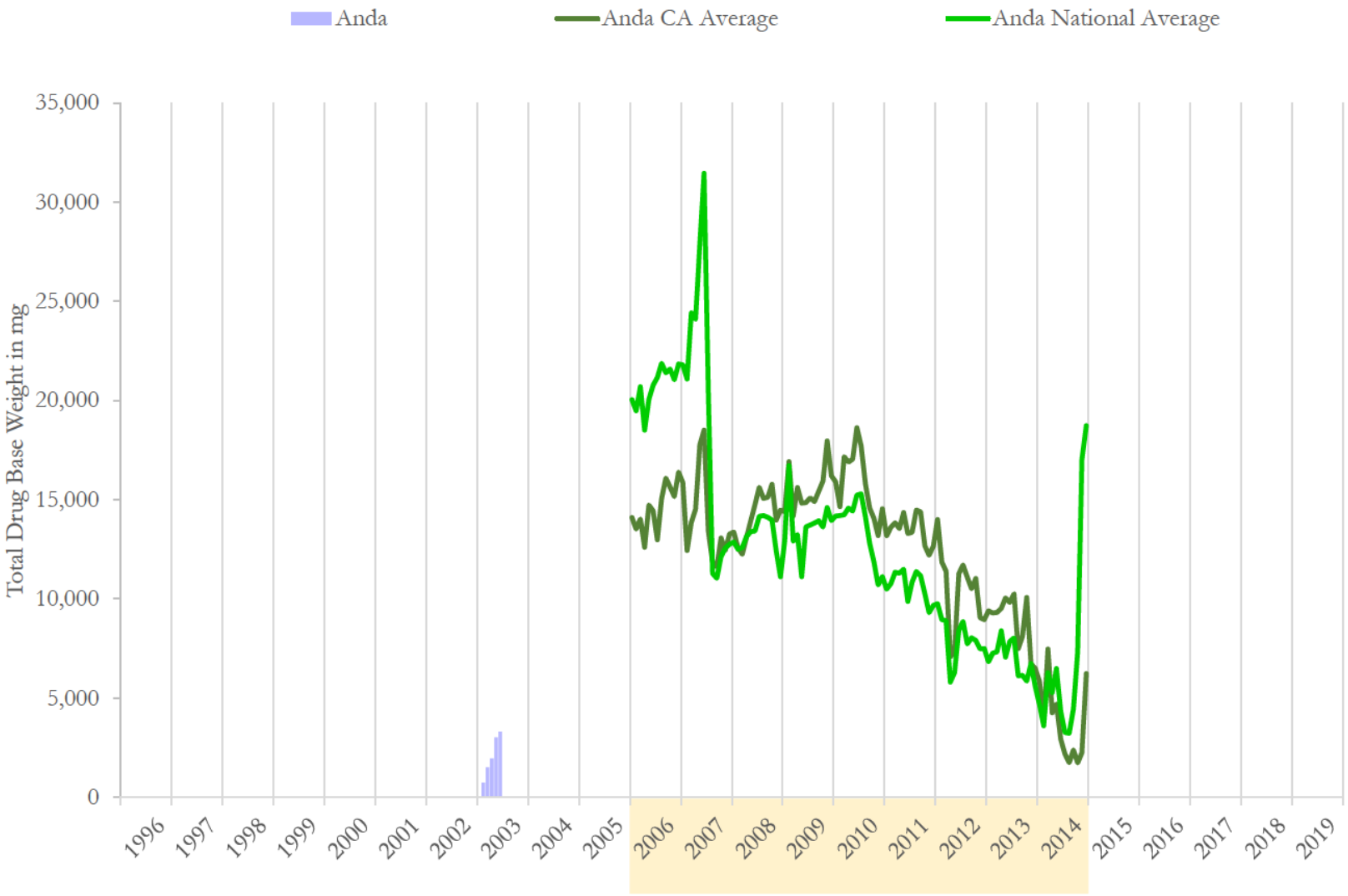

National and state averages reflect hydrocodone shipped from Anda, Inc to all active pharmacies each month.
Data source: ARCOS (2006-2014) and Defendant Distribution Data (Anda 12/1996 - 1/2015)

Anda, Inc Hydrocodone Shipments to Walgreen Co. Community A Walgreens Pharmacy #15296

	Dosage Units		MME		Drug Base Weight in mg	
Date	Anda	% Change	Anda	% Change	Anda	% Change
01/2002	0	n/a	0	n/a	0	n/a
02/2002	0	n/a	0	n/a	0	n/a
03/2002	0	n/a	0	n/a	0	n/a
04/2002	0	n/a	0	n/a	0	n/a
05/2002	0	n/a	0	n/a	0	n/a
06/2002	0	n/a	0	n/a	0	n/a
07/2002	0	n/a	0	n/a	0	n/a
08/2002	0	n/a	0	n/a	0	n/a
09/2002	0	n/a	0	n/a	0	n/a
10/2002	0	n/a	0	n/a	0	n/a
11/2002	0	n/a	0	n/a	0	n/a
12/2002	0	n/a	0	n/a	0	n/a
01/2003	0	n/a	0	n/a	0	n/a
02/2003	100	n/a	741	n/a	741	n/a
03/2003	500	400.0%	1,514	104.4%	1,514	104.4%
04/2003	600	20.0%	1,968	30.0%	1,968	30.0%
05/2003	1,000	66.7%	3,027	53.8%	3,027	53.8%
06/2003	1,000	0.0%	3,313	9.5%	3,313	9.5%
07/2003	0	-100.0%	0	-100.0%	0	-100.0%
08/2003	0	n/a	0	n/a	0	n/a
09/2003	0	n/a	0	n/a	0	n/a
10/2003	0	n/a	0	n/a	0	n/a
11/2003	0	n/a	0	n/a	0	n/a
12/2003	0	n/a	0	n/a	0	n/a

Data source: ARCOS (2006-2014) and Defendant Distribution Data (Anda 12/1996 - 1/2015)

Anda, Inc Hydrocodone Shipments to Walgreen Co. Community A Walgreens Pharmacy #15296

	Dosage Units		MME		Drug Base Weight in mg	
Date	**Anda**	**% Change**	**Anda**	**% Change**	**Anda**	**% Change**
1996	0		0		0	
1997	0	n/a	0	n/a	0	n/a
1998	0	n/a	0	n/a	0	n/a
1999	0	n/a	0	n/a	0	n/a
2000	0	n/a	0	n/a	0	n/a
2001	0	n/a	0	n/a	0	n/a
2002	0	n/a	0	n/a	0	n/a
2003	3,200	n/a	10,562	n/a	10,562	n/a
2004	0	-100.0%	0	-100.0%	0	-100.0%
2005	0	n/a	0	n/a	0	n/a
2006	0	n/a	0	n/a	0	n/a
2007	0	n/a	0	n/a	0	n/a
2008	0	n/a	0	n/a	0	n/a
2009	0	n/a	0	n/a	0	n/a
2010	0	n/a	0	n/a	0	n/a
2011	0	n/a	0	n/a	0	n/a
2012	0	n/a	0	n/a	0	n/a
2013	0	n/a	0	n/a	0	n/a
2014	0	n/a	0	n/a	0	n/a
2015	0	n/a	0	n/a	0	n/a
2016	0	n/a	0	n/a	0	n/a
2017	0	n/a	0	n/a	0	n/a
2018	0	n/a	0	n/a	0	n/a
2019	0	n/a	0	n/a	0	n/a
Total	**3,200**		**10,562**		**10,562**	

Data source: ARCOS (2006-2014) and Defendant Distribution Data (Anda 12/1996 - 1/2015)

Walgreen Co. Community A Walgreens Pharmacy #15296 (2/2003 to 12/2017)
DEA: FW3124308
2262 Market Street
San Francisco, CA 94114

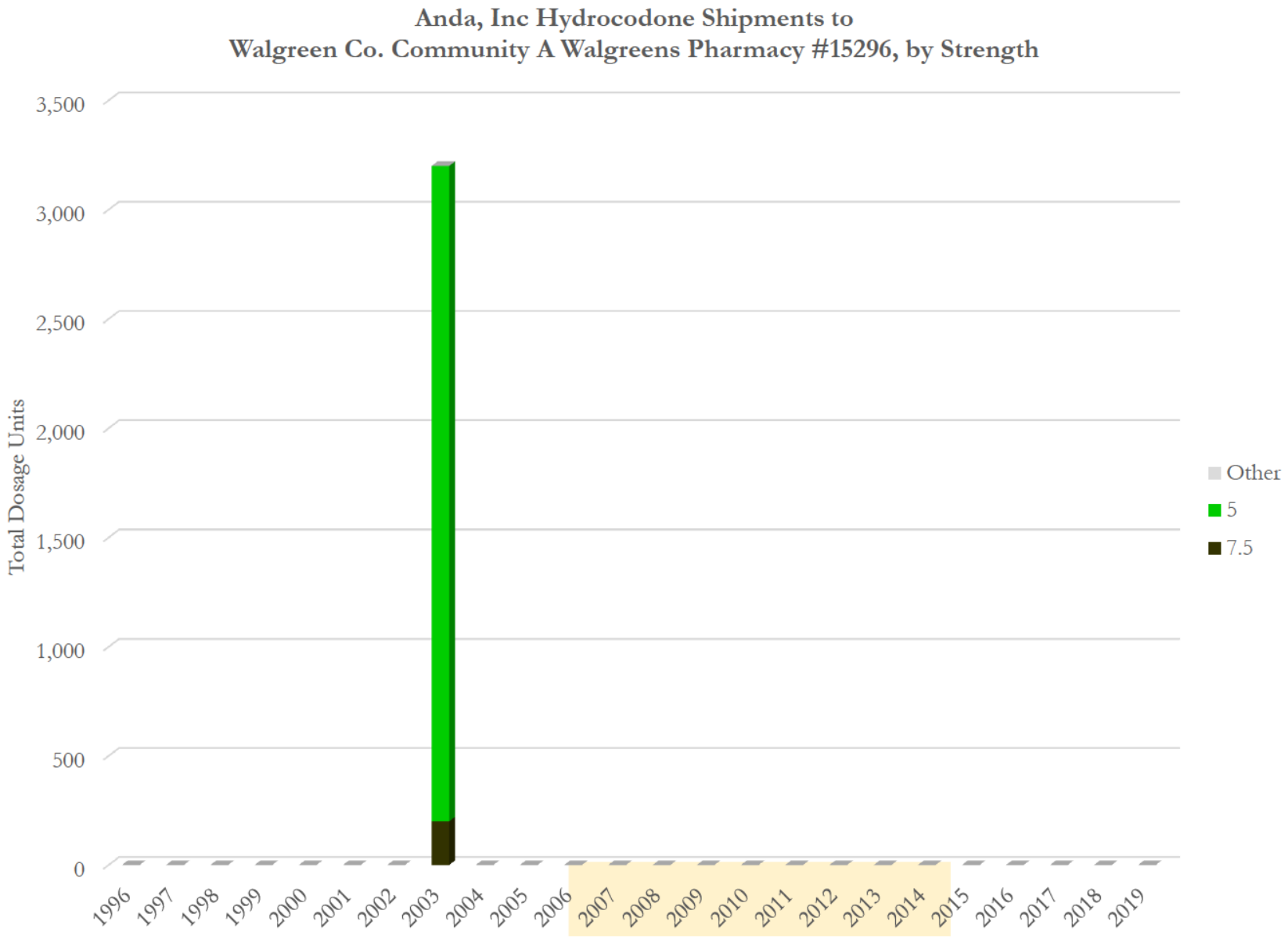

Data source: ARCOS (2006-2014) and Defendant Distribution Data (Anda 12/1996 - 1/2015)

Walgreen Co. Community A Walgreens Pharmacy #15296 (2/2003 to 12/2017)
DEA: FW3124308
2262 Market Street
San Francisco, CA 94114

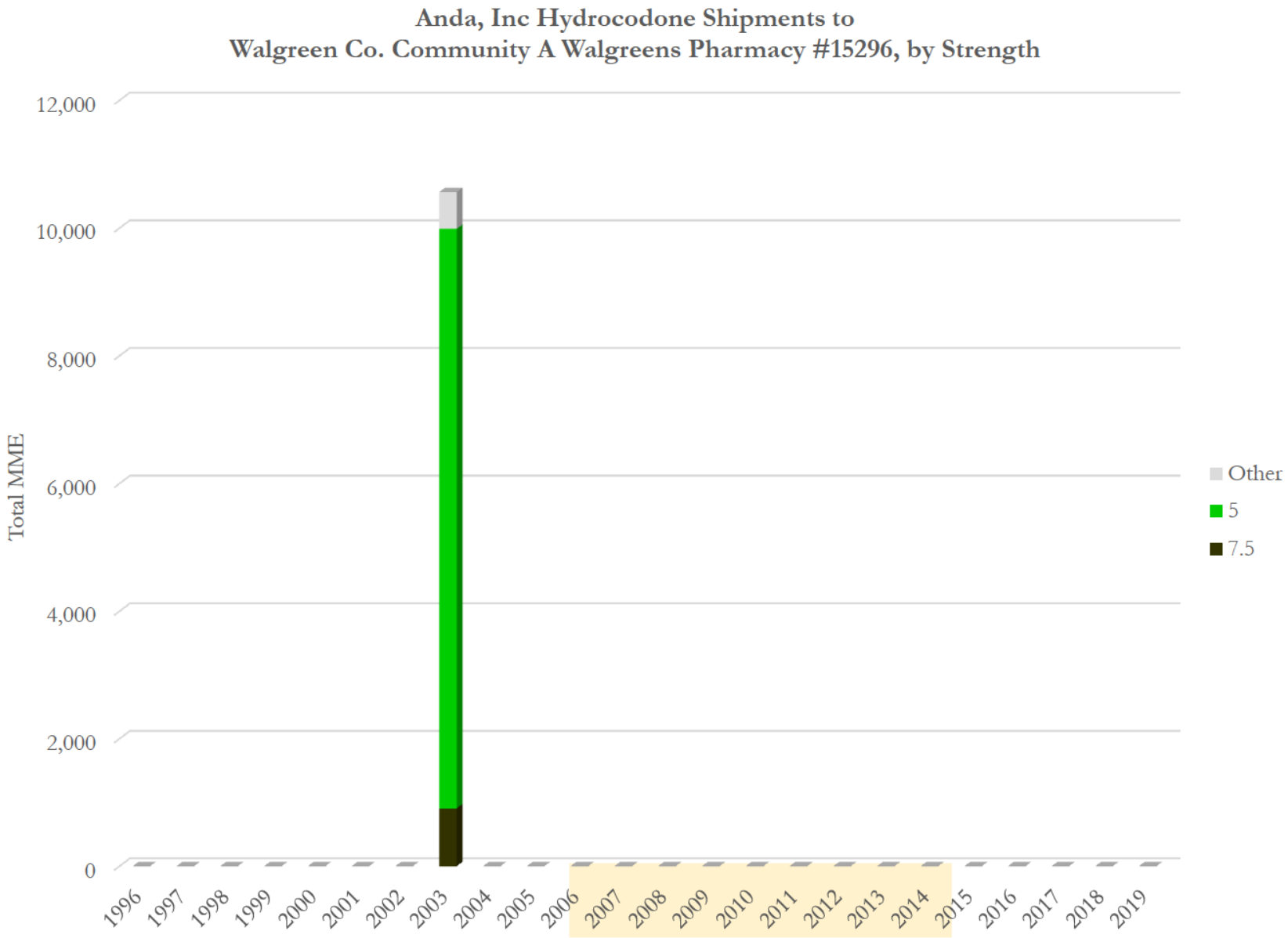

Data source: ARCOS (2006-2014) and Defendant Distribution Data (Anda 12/1996 - 1/2015)

Walgreen Co. Community A Walgreens Pharmacy #15296 (2/2003 to 12/2017)
DEA: FW3124308
2262 Market Street
San Francisco, CA 94114

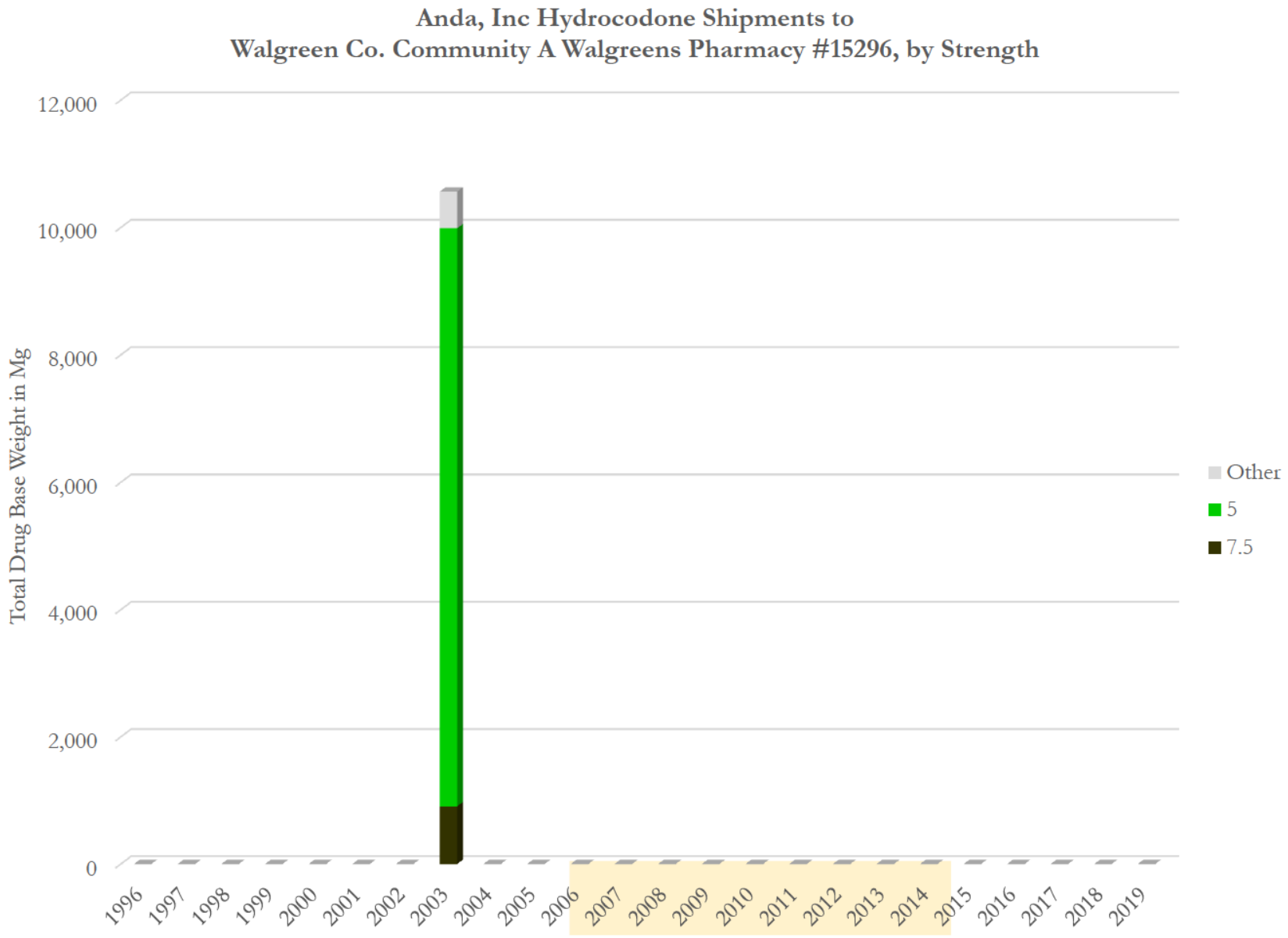

Data source: ARCOS (2006-2014) and Defendant Distribution Data (Anda 12/1996 - 1/2015)

Anda, Inc Hydrocodone Shipments to Walgreen Co. Community A Walgreens Pharmacy #15296, by Strength
(Total Dosage Units)

Strength / Year\	7.5	5	Other	Total	Avg. Str
1996	0	0	0	**0**	
1997	0	0	0	**0**	
1998	0	0	0	**0**	
1999	0	0	0	**0**	
2000	0	0	0	**0**	
2001	0	0	0	**0**	
2002	0	0	0	**0**	
2003	200	3,000	0	**3,200**	5.16
2004	0	0	0	**0**	
2005	0	0	0	**0**	
2006	0	0	0	**0**	
2007	0	0	0	**0**	
2008	0	0	0	**0**	
2009	0	0	0	**0**	
2010	0	0	0	**0**	
2011	0	0	0	**0**	
2012	0	0	0	**0**	
2013	0	0	0	**0**	
2014	0	0	0	**0**	
2015	0	0	0	**0**	
2016	0	0	0	**0**	
2017	0	0	0	**0**	
2018	0	0	0	**0**	
2019	0	0	0	**0**	
Total	**200**	**3,000**	**0**	**3,200**	5.16

Data source: ARCOS (2006-2014) and Defendant Distribution Data (Anda 12/1996 - 1/2015)

Anda, Inc Hydrocodone Shipments to Walgreen Co. Community A Walgreens Pharmacy #15296, by Strength (Total MME)

Strength Year\	7.5	5	Other	Total	Avg. Str
1996	0	0	0	**0**	
1997	0	0	0	**0**	
1998	0	0	0	**0**	
1999	0	0	0	**0**	
2000	0	0	0	**0**	
2001	0	0	0	**0**	
2002	0	0	0	**0**	
2003	908	9,081	573	**10,562**	5.16
2004	0	0	0	**0**	
2005	0	0	0	**0**	
2006	0	0	0	**0**	
2007	0	0	0	**0**	
2008	0	0	0	**0**	
2009	0	0	0	**0**	
2010	0	0	0	**0**	
2011	0	0	0	**0**	
2012	0	0	0	**0**	
2013	0	0	0	**0**	
2014	0	0	0	**0**	
2015	0	0	0	**0**	
2016	0	0	0	**0**	
2017	0	0	0	**0**	
2018	0	0	0	**0**	
2019	0	0	0	**0**	
Total	**908**	**9,081**	**573**	**10,562**	5.16

Data source: ARCOS (2006-2014) and Defendant Distribution Data (Anda 12/1996 - 1/2015)

Anda, Inc Hydrocodone Shipments to Walgreen Co. Community A Walgreens Pharmacy #15296, by Strength
(Total Drug Base Weight in Milligram)

Strength / Year\	7.5	5	Other	Total	Avg. Str
1996	0	0	0	**0**	
1997	0	0	0	**0**	
1998	0	0	0	**0**	
1999	0	0	0	**0**	
2000	0	0	0	**0**	
2001	0	0	0	**0**	
2002	0	0	0	**0**	
2003	908	9,081	573	**10,562**	5.16
2004	0	0	0	**0**	
2005	0	0	0	**0**	
2006	0	0	0	**0**	
2007	0	0	0	**0**	
2008	0	0	0	**0**	
2009	0	0	0	**0**	
2010	0	0	0	**0**	
2011	0	0	0	**0**	
2012	0	0	0	**0**	
2013	0	0	0	**0**	
2014	0	0	0	**0**	
2015	0	0	0	**0**	
2016	0	0	0	**0**	
2017	0	0	0	**0**	
2018	0	0	0	**0**	
2019	0	0	0	**0**	
Total	**908**	**9,081**	**573**	**10,562**	5.16

Data source: ARCOS (2006-2014) and Defendant Distribution Data (Anda 12/1996 - 1/2015)

Walgreen Co. Community A Walgreens Pharmacy #15296 (2/2003 to 12/2017)
DEA: FW3124308
2262 Market Street
San Francisco, CA 94114

Walgreen Co Hydrocodone Shipments to Walgreen Co. Community A Walgreens Pharmacy #15296

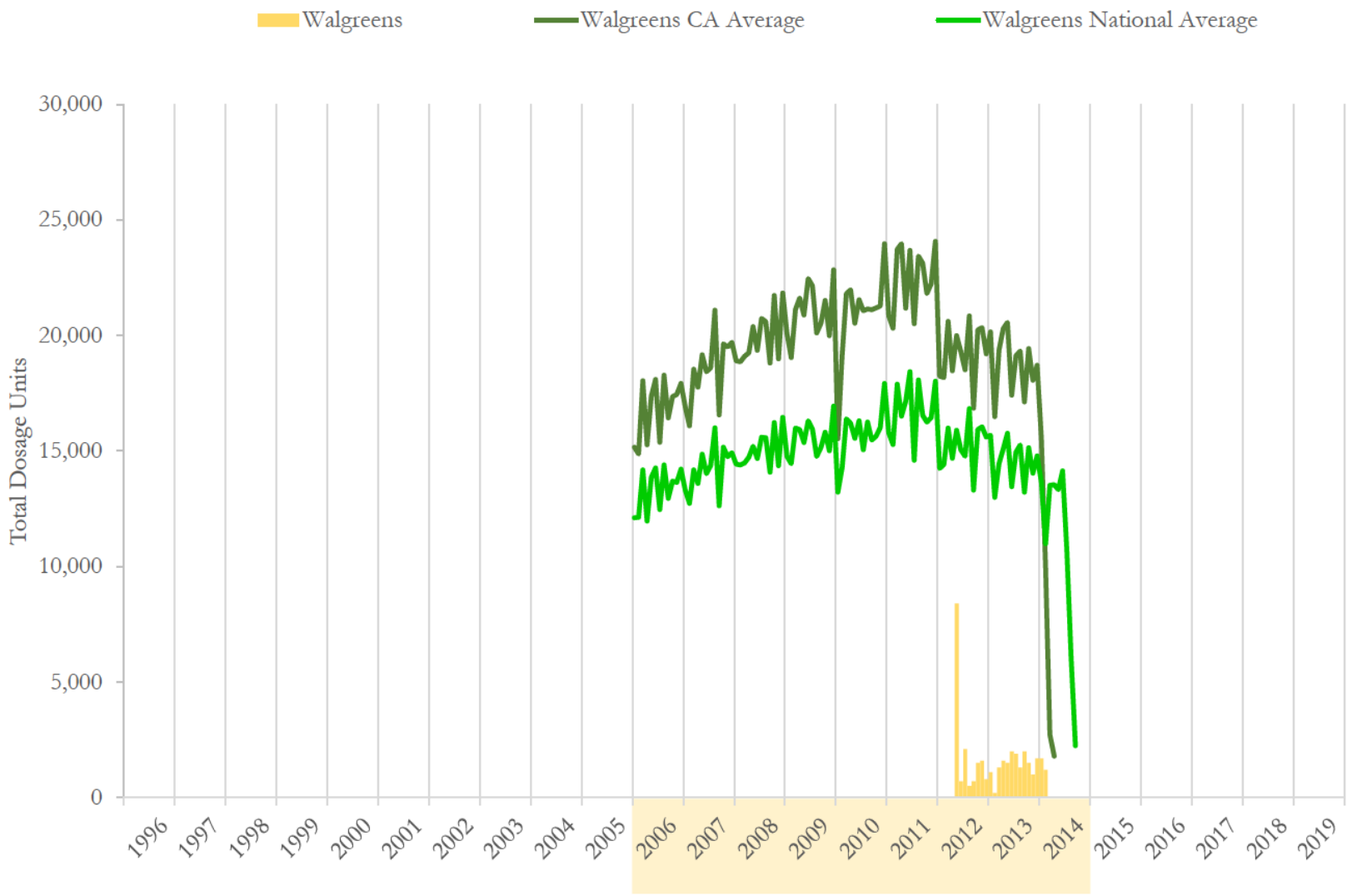

National and state averages reflect hydrocodone shipped from Walgreen Co to all active pharmacies each month.
Data source: ARCOS (2006-2014) and Defendant Distribution Data (Walgreens 1/2006 - 3/2014)

Walgreen Co. Community A Walgreens Pharmacy #15296 (2/2003 to 12/2017)
DEA: FW3124308
2262 Market Street
San Francisco, CA 94114

Walgreen Co Hydrocodone Shipments to Walgreen Co. Community A Walgreens Pharmacy #15296

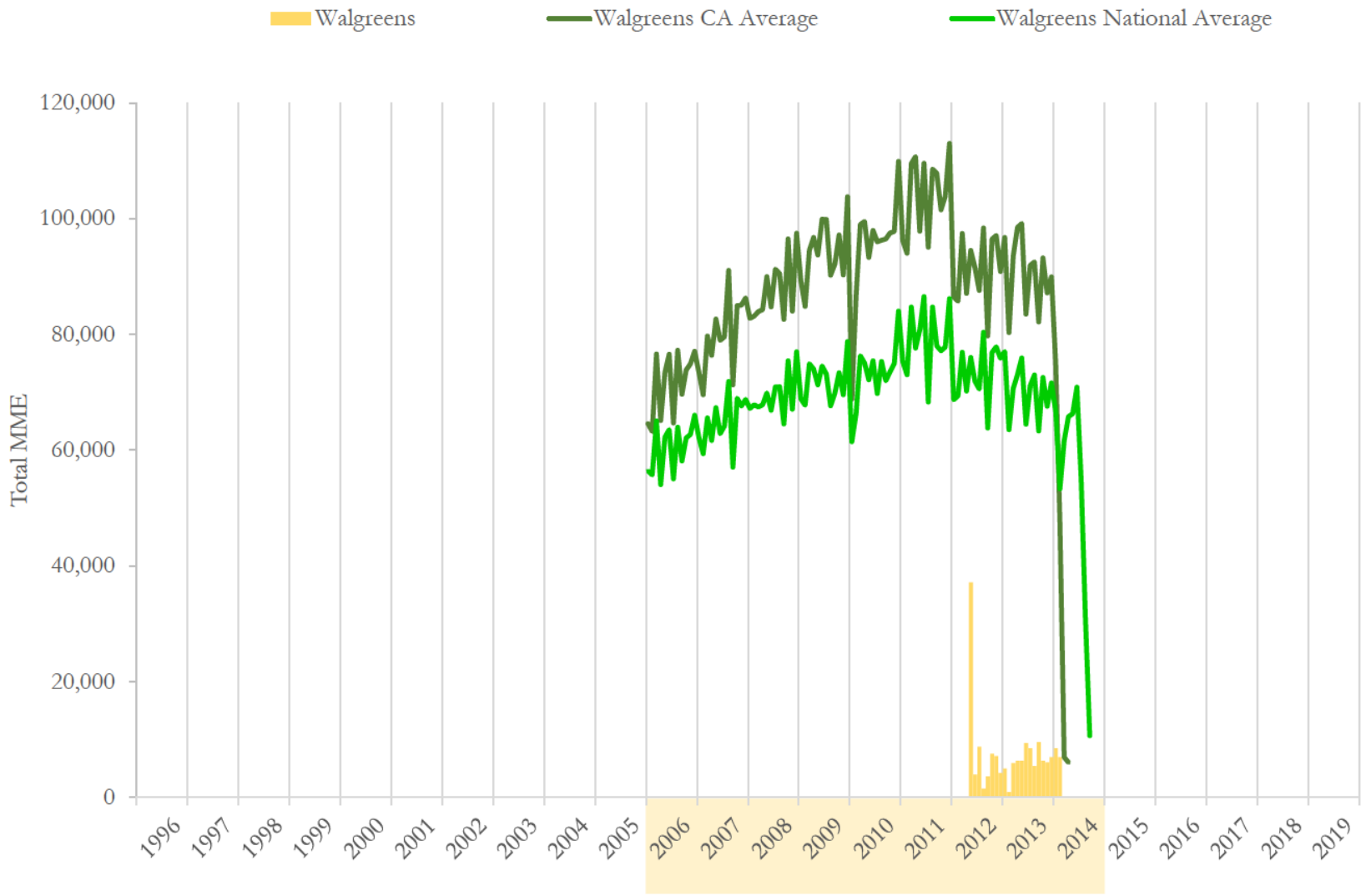

National and state averages reflect hydrocodone shipped from Walgreen Co to all active pharmacies each month.
Data source: ARCOS (2006-2014) and Defendant Distribution Data (Walgreens 1/2006 - 3/2014)

Walgreen Co. Community A Walgreens Pharmacy #15296 (2/2003 to 12/2017)
DEA: FW3124308
2262 Market Street
San Francisco, CA 94114

Walgreen Co Hydrocodone Shipments to Walgreen Co. Community A Walgreens Pharmacy #15296

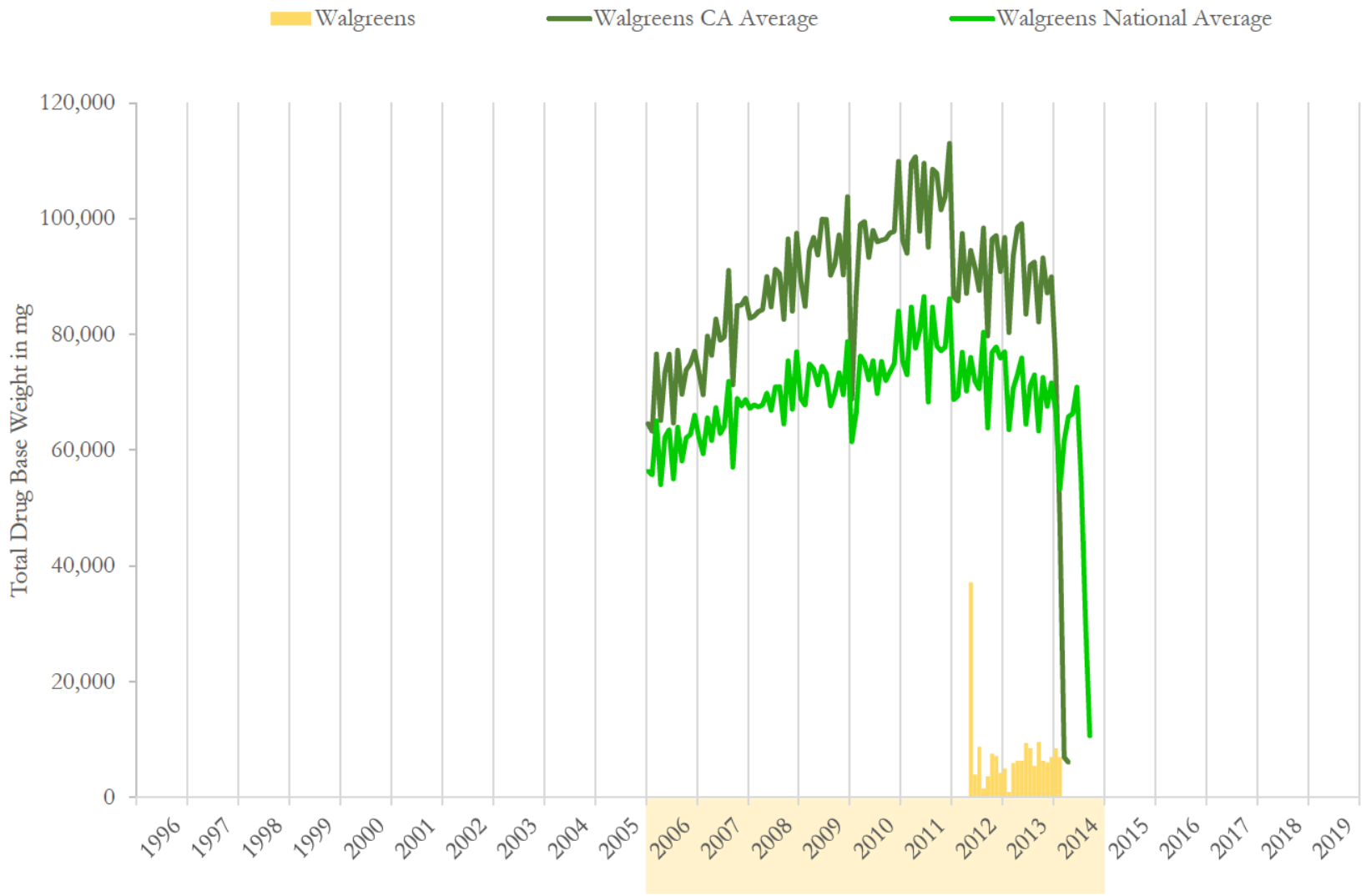

National and state averages reflect hydrocodone shipped from Walgreen Co to all active pharmacies each month.
Data source: ARCOS (2006-2014) and Defendant Distribution Data (Walgreens 1/2006 - 3/2014)

Walgreen Co Hydrocodone Shipments to Walgreen Co. Community A Walgreens Pharmacy #15296

	Dosage Units		MME		Drug Base Weight in mg	
Date	Walgreens	% Change	Walgreens	% Change	Walgreens	% Change
01/2012	0	n/a	0	n/a	0	n/a
02/2012	0	n/a	0	n/a	0	n/a
03/2012	0	n/a	0	n/a	0	n/a
04/2012	0	n/a	0	n/a	0	n/a
05/2012	8,400	n/a	37,167	n/a	37,167	n/a
06/2012	700	-91.7%	3,935	-89.4%	3,935	-89.4%
07/2012	2,100	200.0%	8,778	123.1%	8,778	123.1%
08/2012	500	-76.2%	1,514	-82.8%	1,514	-82.8%
09/2012	700	40.0%	3,632	140.0%	3,632	140.0%
10/2012	1,500	114.3%	7,568	108.3%	7,568	108.3%
11/2012	1,600	6.7%	7,113	-6.0%	7,113	-6.0%
12/2012	800	-50.0%	4,238	-40.4%	4,238	-40.4%
01/2013	1,100	37.5%	4,995	17.9%	4,995	17.9%
02/2013	200	-81.8%	908	-81.8%	908	-81.8%
03/2013	1,300	550.0%	5,903	550.0%	5,903	550.0%
04/2013	1,600	23.1%	6,357	7.7%	6,357	7.7%
05/2013	1,500	-6.3%	6,357	0.0%	6,357	0.0%
06/2013	2,000	33.3%	9,384	47.6%	9,384	47.6%
07/2013	1,900	-5.0%	8,476	-9.7%	8,476	-9.7%
08/2013	1,300	-31.6%	5,449	-35.7%	5,449	-35.7%
09/2013	2,000	53.8%	9,535	75.0%	9,535	75.0%
10/2013	1,500	-25.0%	6,357	-33.3%	6,357	-33.3%
11/2013	1,000	-33.3%	6,054	-4.8%	6,054	-4.8%
12/2013	1,700	70.0%	6,962	15.0%	6,962	15.0%

Data source: ARCOS (2006-2014) and Defendant Distribution Data (Walgreens 1/2006 - 3/2014)

Walgreen Co Hydrocodone Shipments to Walgreen Co. Community A Walgreens Pharmacy #15296

	Dosage Units		MME		Drug Base Weight in mg	
Date	Walgreens	% Change	Walgreens	% Change	Walgreens	% Change
01/2014	1,700	0.0%	8,476	21.7%	8,476	21.7%
02/2014	1,200	-29.4%	6,962	-17.9%	6,962	-17.9%
03/2014	0	-100.0%	0	-100.0%	0	-100.0%
04/2014	0	n/a	0	n/a	0	n/a
05/2014	0	n/a	0	n/a	0	n/a
06/2014	0	n/a	0	n/a	0	n/a
07/2014	0	n/a	0	n/a	0	n/a
08/2014	0	n/a	0	n/a	0	n/a
09/2014	0	n/a	0	n/a	0	n/a
10/2014	0	n/a	0	n/a	0	n/a
11/2014	0	n/a	0	n/a	0	n/a
12/2014	0	n/a	0	n/a	0	n/a
01/2015	0	n/a	0	n/a	0	n/a
02/2015	0	n/a	0	n/a	0	n/a
03/2015	0	n/a	0	n/a	0	n/a
04/2015	0	n/a	0	n/a	0	n/a
05/2015	0	n/a	0	n/a	0	n/a
06/2015	0	n/a	0	n/a	0	n/a
07/2015	0	n/a	0	n/a	0	n/a
08/2015	0	n/a	0	n/a	0	n/a
09/2015	0	n/a	0	n/a	0	n/a
10/2015	0	n/a	0	n/a	0	n/a
11/2015	0	n/a	0	n/a	0	n/a
12/2015	0	n/a	0	n/a	0	n/a

Data source: ARCOS (2006-2014) and Defendant Distribution Data (Walgreens 1/2006 - 3/2014)

Walgreen Co Hydrocodone Shipments to Walgreen Co. Community A Walgreens Pharmacy #15296

	Dosage Units		MME		Drug Base Weight in mg	
Date	Walgreens	% Change	Walgreens	% Change	Walgreens	% Change
1996	0		0		0	
1997	0	n/a	0	n/a	0	n/a
1998	0	n/a	0	n/a	0	n/a
1999	0	n/a	0	n/a	0	n/a
2000	0	n/a	0	n/a	0	n/a
2001	0	n/a	0	n/a	0	n/a
2002	0	n/a	0	n/a	0	n/a
2003	0	n/a	0	n/a	0	n/a
2004	0	n/a	0	n/a	0	n/a
2005	0	n/a	0	n/a	0	n/a
2006	0	n/a	0	n/a	0	n/a
2007	0	n/a	0	n/a	0	n/a
2008	0	n/a	0	n/a	0	n/a
2009	0	n/a	0	n/a	0	n/a
2010	0	n/a	0	n/a	0	n/a
2011	0	n/a	0	n/a	0	n/a
2012	16,300	n/a	73,945	n/a	73,945	n/a
2013	17,100	4.9%	76,734	3.8%	76,734	3.8%
2014	2,900	-83.0%	15,438	-79.9%	15,438	-79.9%
2015	0	-100.0%	0	-100.0%	0	-100.0%
2016	0	n/a	0	n/a	0	n/a
2017	0	n/a	0	n/a	0	n/a
2018	0	n/a	0	n/a	0	n/a
2019	0	n/a	0	n/a	0	n/a
Total	**36,300**		**166,117**		**166,117**	

Data source: ARCOS (2006-2014) and Defendant Distribution Data (Walgreens 1/2006 - 3/2014)

Walgreen Co. Community A Walgreens Pharmacy #15296 (2/2003 to 12/2017)
DEA: FW3124308
2262 Market Street
San Francisco, CA 94114

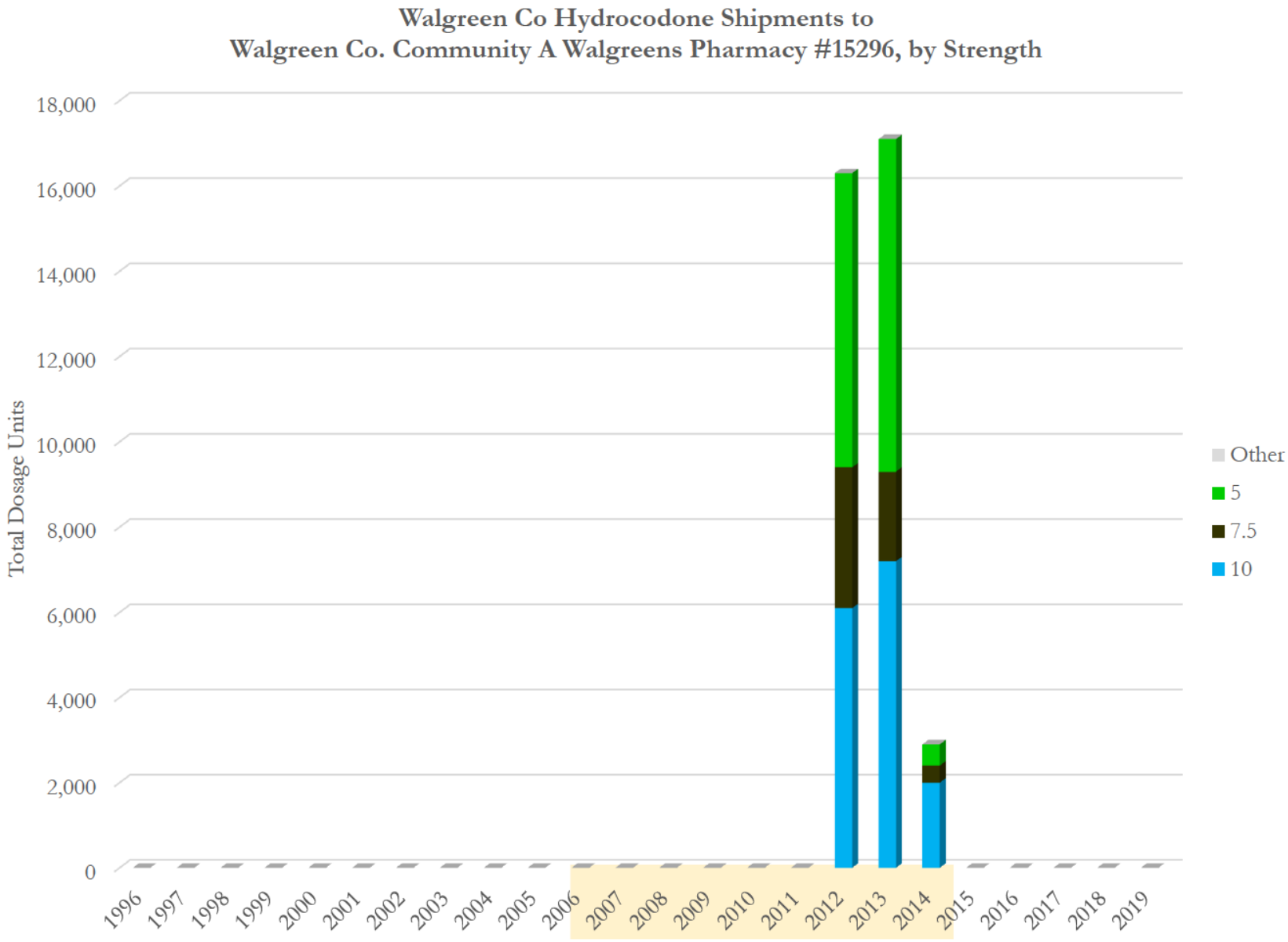

Data source: ARCOS (2006-2014) and Defendant Distribution Data (Walgreens 1/2006 - 3/2014)

Walgreen Co. Community A Walgreens Pharmacy #15296 (2/2003 to 12/2017)
DEA: FW3124308
2262 Market Street
San Francisco, CA 94114

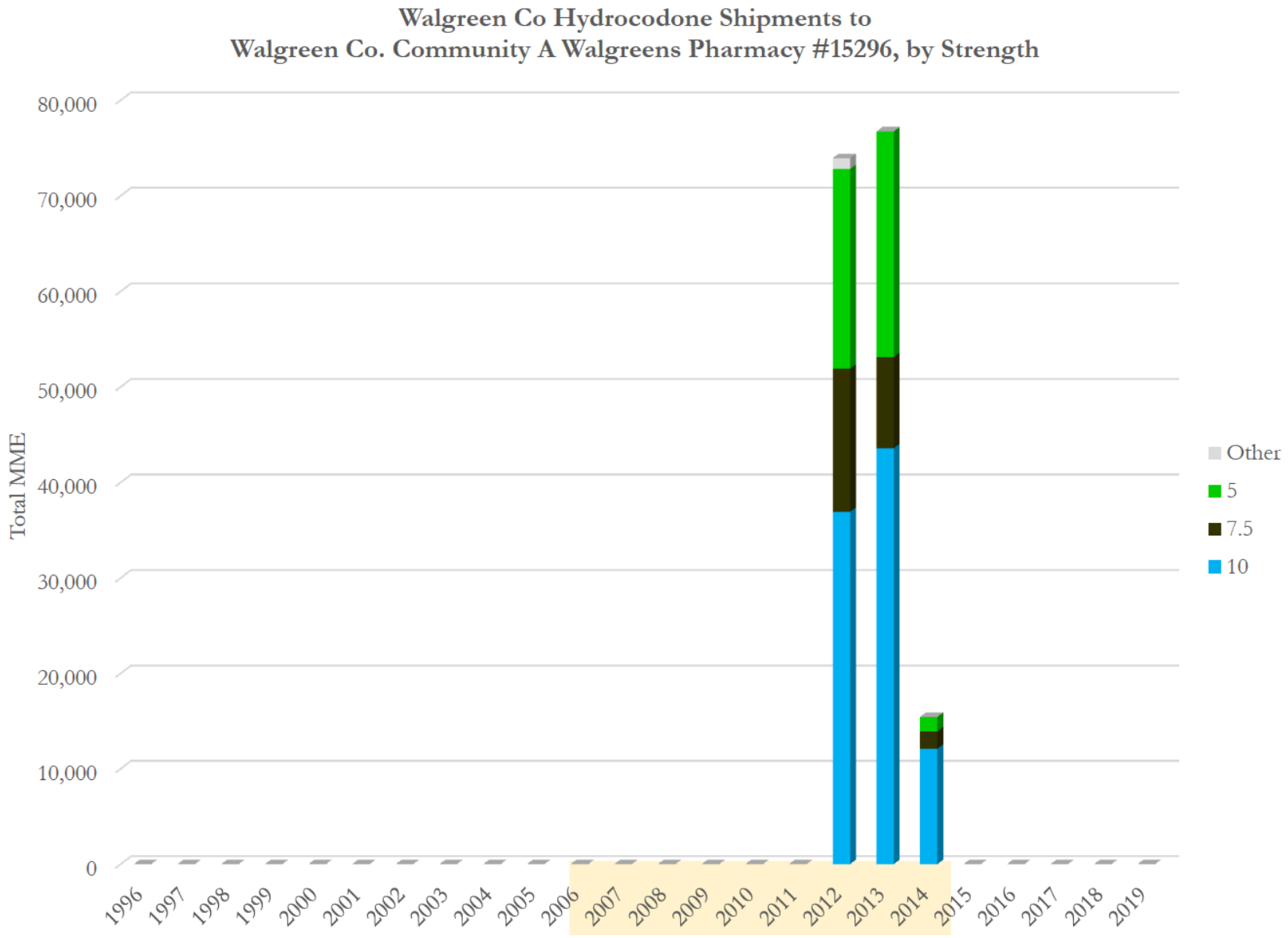

Data source: ARCOS (2006-2014) and Defendant Distribution Data (Walgreens 1/2006 - 3/2014)

Walgreen Co. Community A Walgreens Pharmacy #15296 (2/2003 to 12/2017)
DEA: FW3124308
2262 Market Street
San Francisco, CA 94114

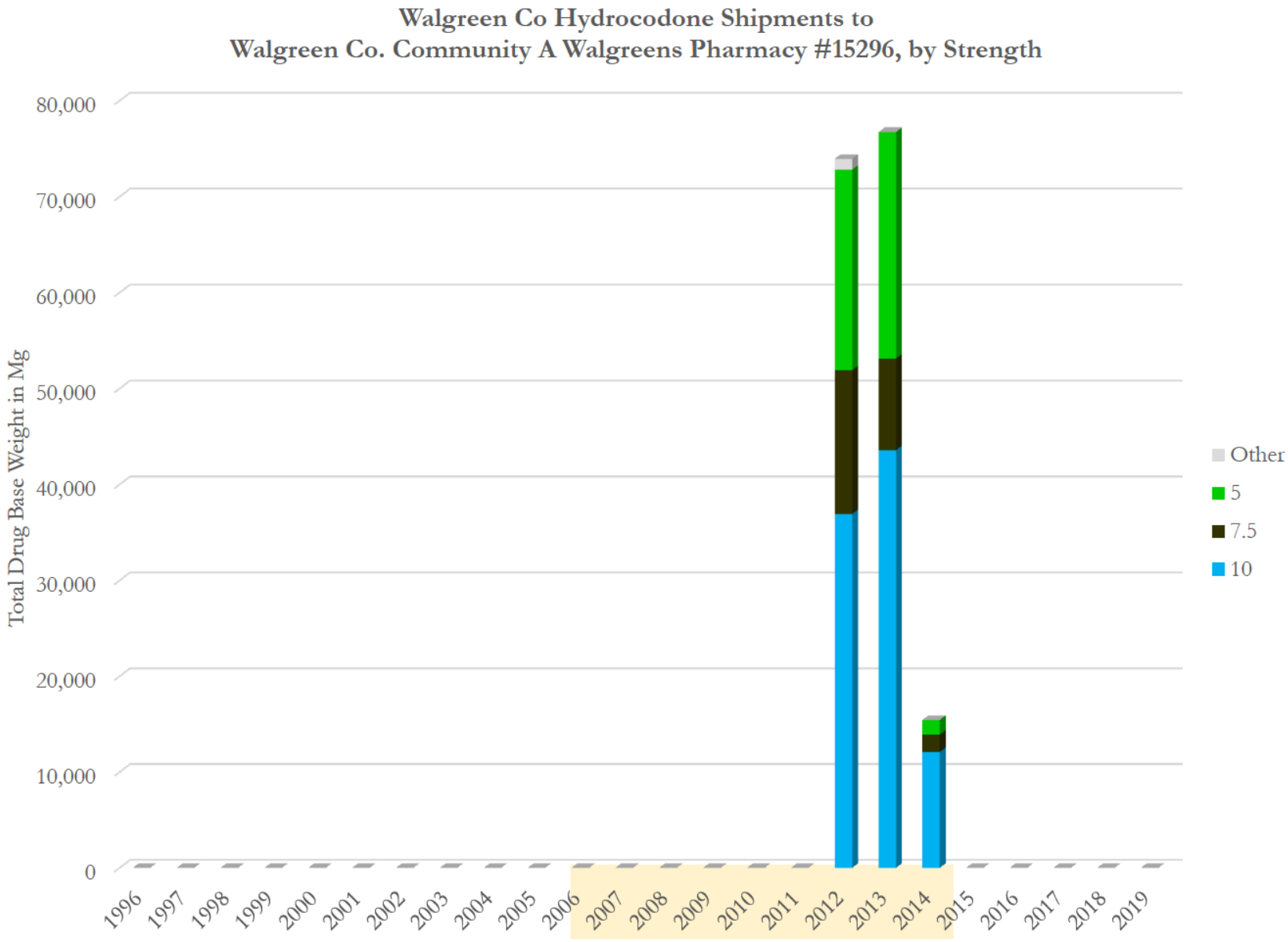

Data source: ARCOS (2006-2014) and Defendant Distribution Data (Walgreens 1/2006 - 3/2014)

Walgreen Co Hydrocodone Shipments to Walgreen Co. Community A Walgreens Pharmacy #15296, by Strength
(Total Dosage Units)

Strength Year\	10	7.5	5	Other	Total	Avg. Str
1996	0	0	0	0	**0**	
1997	0	0	0	0	**0**	
1998	0	0	0	0	**0**	
1999	0	0	0	0	**0**	
2000	0	0	0	0	**0**	
2001	0	0	0	0	**0**	
2002	0	0	0	0	**0**	
2003	0	0	0	0	**0**	
2004	0	0	0	0	**0**	
2005	0	0	0	0	**0**	
2006	0	0	0	0	**0**	
2007	0	0	0	0	**0**	
2008	0	0	0	0	**0**	
2009	0	0	0	0	**0**	
2010	0	0	0	0	**0**	
2011	0	0	0	0	**0**	
2012	6,100	3,300	6,900	0	**16,300**	7.38
2013	7,200	2,100	7,800	0	**17,100**	7.41
2014	2,000	400	500	0	**2,900**	8.79
2015	0	0	0	0	**0**	
2016	0	0	0	0	**0**	
2017	0	0	0	0	**0**	
2018	0	0	0	0	**0**	
2019	0	0	0	0	**0**	
Total	**15,300**	**5,800**	**15,200**	**0**	**36,300**	7.51

Data source: ARCOS (2006-2014) and Defendant Distribution Data (Walgreens 1/2006 - 3/2014)

Walgreen Co Hydrocodone Shipments to Walgreen Co. Community A Walgreens Pharmacy #15296, by Strength (Total MME)

Strength Year\	10	7.5	5	Other	Total	Avg. Str
1996	0	0	0	0	**0**	
1997	0	0	0	0	**0**	
1998	0	0	0	0	**0**	
1999	0	0	0	0	**0**	
2000	0	0	0	0	**0**	
2001	0	0	0	0	**0**	
2002	0	0	0	0	**0**	
2003	0	0	0	0	**0**	
2004	0	0	0	0	**0**	
2005	0	0	0	0	**0**	
2006	0	0	0	0	**0**	
2007	0	0	0	0	**0**	
2008	0	0	0	0	**0**	
2009	0	0	0	0	**0**	
2010	0	0	0	0	**0**	
2011	0	0	0	0	**0**	
2012	36,929	14,984	20,886	1,146	**73,945**	7.38
2013	43,589	9,535	23,611	0	**76,734**	7.41
2014	12,108	1,816	1,514	0	**15,438**	8.79
2015	0	0	0	0	**0**	
2016	0	0	0	0	**0**	
2017	0	0	0	0	**0**	
2018	0	0	0	0	**0**	
2019	0	0	0	0	**0**	
Total	**92,626**	**26,335**	**46,010**	**1,146**	**166,117**	7.51

Data source: ARCOS (2006-2014) and Defendant Distribution Data (Walgreens 1/2006 - 3/2014)

Walgreen Co Hydrocodone Shipments to Walgreen Co. Community A Walgreens Pharmacy #15296, by Strength
(Total Drug Base Weight in Milligram)

Strength Year\	10	7.5	5	Other	Total	Avg. Str
1996	0	0	0	0	**0**	
1997	0	0	0	0	**0**	
1998	0	0	0	0	**0**	
1999	0	0	0	0	**0**	
2000	0	0	0	0	**0**	
2001	0	0	0	0	**0**	
2002	0	0	0	0	**0**	
2003	0	0	0	0	**0**	
2004	0	0	0	0	**0**	
2005	0	0	0	0	**0**	
2006	0	0	0	0	**0**	
2007	0	0	0	0	**0**	
2008	0	0	0	0	**0**	
2009	0	0	0	0	**0**	
2010	0	0	0	0	**0**	
2011	0	0	0	0	**0**	
2012	36,929	14,984	20,886	1,146	**73,945**	7.38
2013	43,589	9,535	23,611	0	**76,734**	7.41
2014	12,108	1,816	1,514	0	**15,438**	8.79
2015	0	0	0	0	**0**	
2016	0	0	0	0	**0**	
2017	0	0	0	0	**0**	
2018	0	0	0	0	**0**	
2019	0	0	0	0	**0**	
Total	**92,626**	**26,335**	**46,010**	**1,146**	**166,117**	7.51

Data source: ARCOS (2006-2014) and Defendant Distribution Data (Walgreens 1/2006 - 3/2014)

Walgreens # 00890 (5/2013 to 12/2017)
DEA: FW3809223
135 Powell Street
San Francisco, CA 94102

Walgreen Co Oxycodone Shipments to Walgreens # 00890

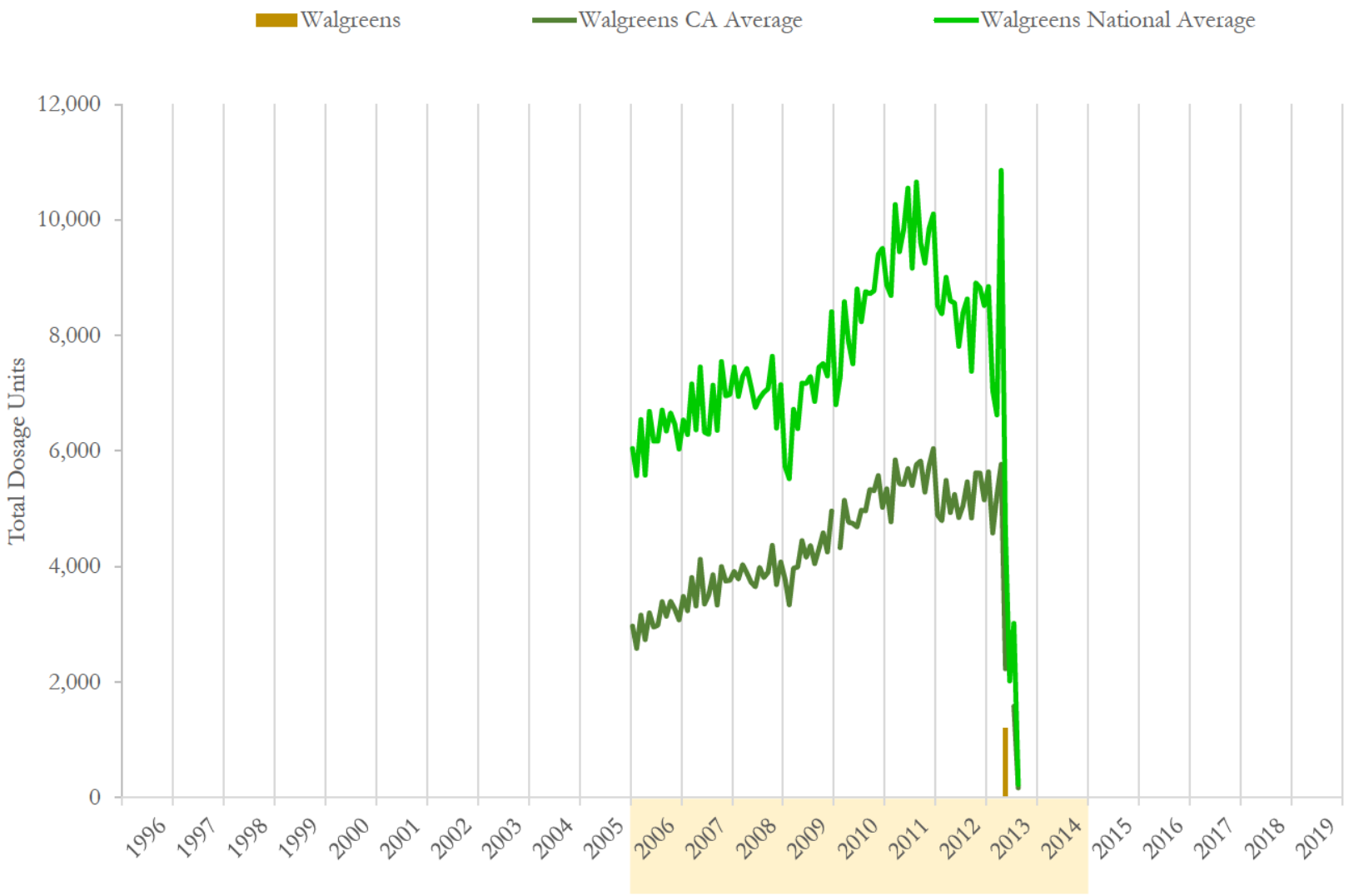

National and state averages reflect oxycodone shipped from Walgreen Co to all active pharmacies each month.
Data source: ARCOS (2006-2014) and Defendant Distribution Data (Walgreens 1/2006 - 3/2014)

Walgreens # 00890 (5/2013 to 12/2017)
DEA: FW3809223
135 Powell Street
San Francisco, CA 94102

Walgreen Co Oxycodone Shipments to Walgreens # 00890

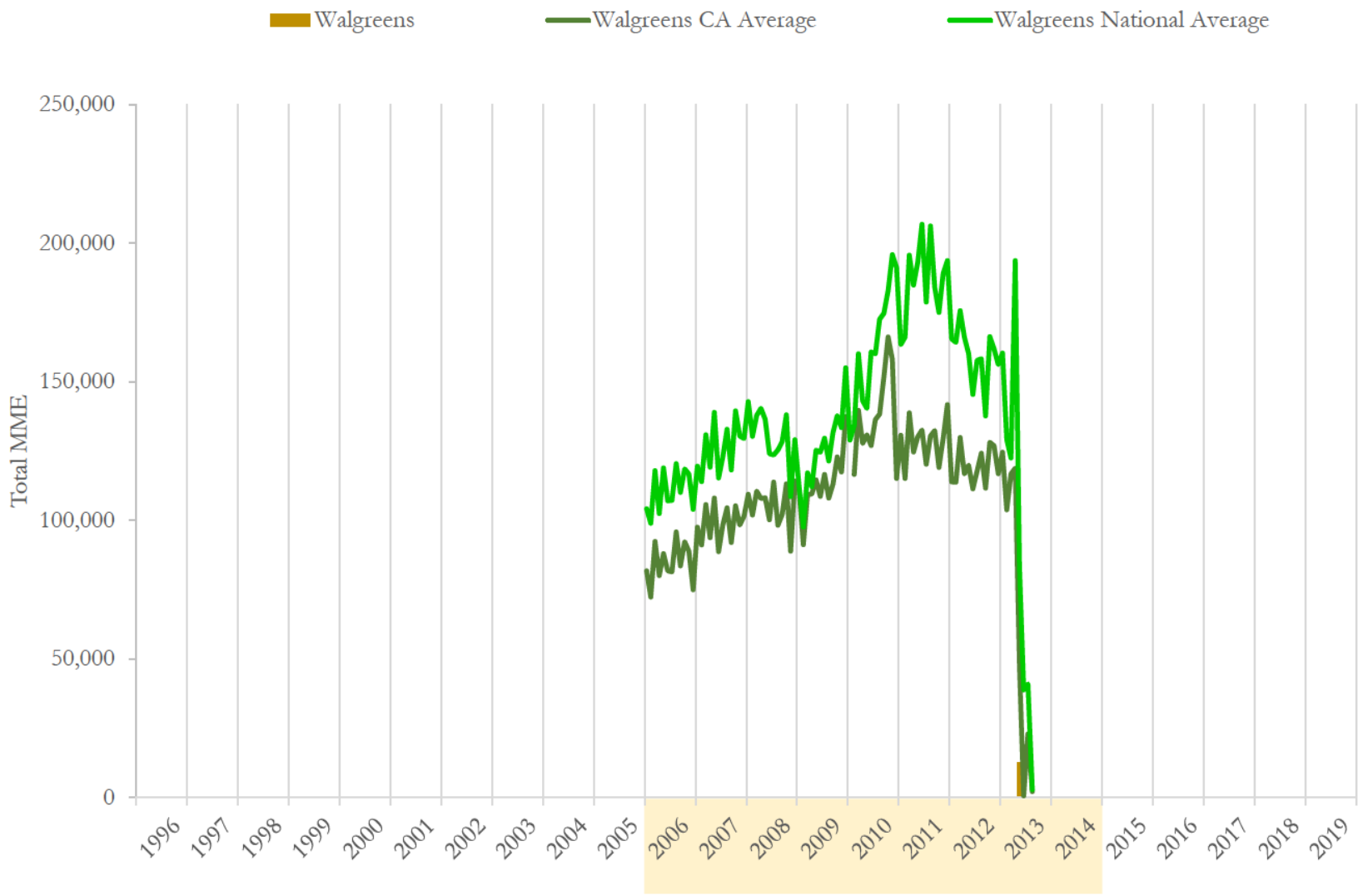

National and state averages reflect oxycodone shipped from Walgreen Co to all active pharmacies each month.
Data source: ARCOS (2006-2014) and Defendant Distribution Data (Walgreens 1/2006 - 3/2014)

Walgreens # 00890 (5/2013 to 12/2017)
DEA: FW3809223
135 Powell Street
San Francisco, CA 94102

Walgreen Co Oxycodone Shipments to Walgreens # 00890

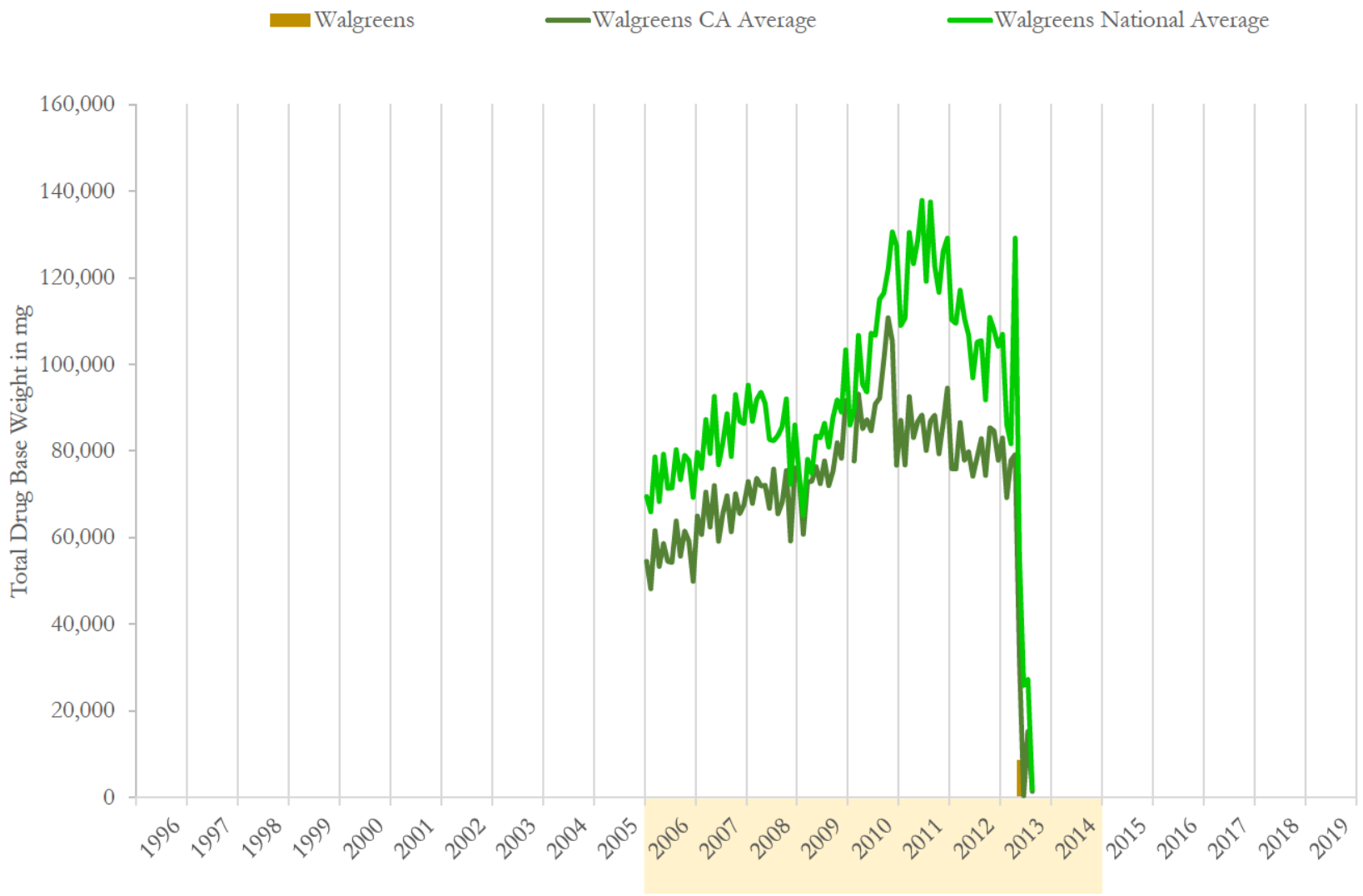

National and state averages reflect oxycodone shipped from Walgreen Co to all active pharmacies each month.
Data source: ARCOS (2006-2014) and Defendant Distribution Data (Walgreens 1/2006 - 3/2014)

Walgreen Co Oxycodone Shipments to Walgreens # 00890

	Dosage Units		MME		Drug Base Weight in mg	
Date	Walgreens	% Change	Walgreens	% Change	Walgreens	% Change
01/2012	0	n/a	0	n/a	0	n/a
02/2012	0	n/a	0	n/a	0	n/a
03/2012	0	n/a	0	n/a	0	n/a
04/2012	0	n/a	0	n/a	0	n/a
05/2012	0	n/a	0	n/a	0	n/a
06/2012	0	n/a	0	n/a	0	n/a
07/2012	0	n/a	0	n/a	0	n/a
08/2012	0	n/a	0	n/a	0	n/a
09/2012	0	n/a	0	n/a	0	n/a
10/2012	0	n/a	0	n/a	0	n/a
11/2012	0	n/a	0	n/a	0	n/a
12/2012	0	n/a	0	n/a	0	n/a
01/2013	0	n/a	0	n/a	0	n/a
02/2013	0	n/a	0	n/a	0	n/a
03/2013	0	n/a	0	n/a	0	n/a
04/2013	0	n/a	0	n/a	0	n/a
05/2013	1,200	n/a	12,775	n/a	8,517	n/a
06/2013	0	-100.0%	0	-100.0%	0	-100.0%
07/2013	0	n/a	0	n/a	0	n/a
08/2013	0	n/a	0	n/a	0	n/a
09/2013	0	n/a	0	n/a	0	n/a
10/2013	0	n/a	0	n/a	0	n/a
11/2013	0	n/a	0	n/a	0	n/a
12/2013	0	n/a	0	n/a	0	n/a

Data source: ARCOS (2006-2014) and Defendant Distribution Data (Walgreens 1/2006 - 3/2014)

Walgreens # 00890 (5/2013 to 12/2017)
DEA: FW3809223
135 Powell Street
San Francisco, CA 94102

Walgreen Co Oxycodone Shipments to Walgreens # 00890

	Dosage Units		MME		Drug Base Weight in mg	
Date	Walgreens	% Change	Walgreens	% Change	Walgreens	% Change
1996	0		0		0	
1997	0	n/a	0	n/a	0	n/a
1998	0	n/a	0	n/a	0	n/a
1999	0	n/a	0	n/a	0	n/a
2000	0	n/a	0	n/a	0	n/a
2001	0	n/a	0	n/a	0	n/a
2002	0	n/a	0	n/a	0	n/a
2003	0	n/a	0	n/a	0	n/a
2004	0	n/a	0	n/a	0	n/a
2005	0	n/a	0	n/a	0	n/a
2006	0	n/a	0	n/a	0	n/a
2007	0	n/a	0	n/a	0	n/a
2008	0	n/a	0	n/a	0	n/a
2009	0	n/a	0	n/a	0	n/a
2010	0	n/a	0	n/a	0	n/a
2011	0	n/a	0	n/a	0	n/a
2012	0	n/a	0	n/a	0	n/a
2013	1,200	n/a	12,775	n/a	8,517	n/a
2014	0	-100.0%	0	-100.0%	0	-100.0%
2015	0	n/a	0	n/a	0	n/a
2016	0	n/a	0	n/a	0	n/a
2017	0	n/a	0	n/a	0	n/a
2018	0	n/a	0	n/a	0	n/a
2019	0	n/a	0	n/a	0	n/a
Total	**1,200**		**12,775**		**8,517**	

Data source: ARCOS (2006-2014) and Defendant Distribution Data (Walgreens 1/2006 - 3/2014)

Walgreens # 00890 (5/2013 to 12/2017)
DEA: FW3809223
135 Powell Street
San Francisco, CA 94102

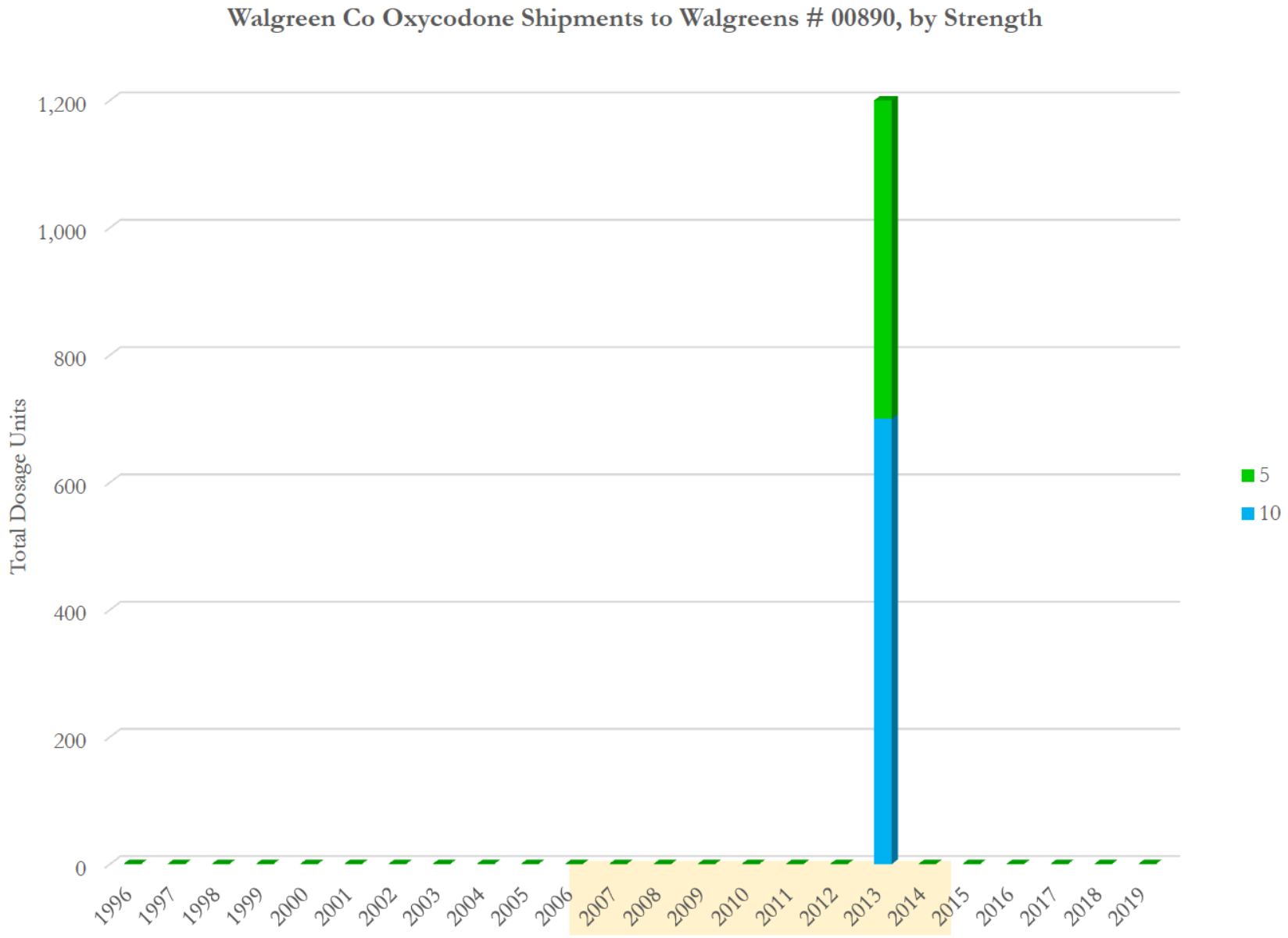

Data source: ARCOS (2006-2014) and Defendant Distribution Data (Walgreens 1/2006 - 3/2014)

Walgreens # 00890 (5/2013 to 12/2017)
DEA: FW3809223
135 Powell Street
San Francisco, CA 94102

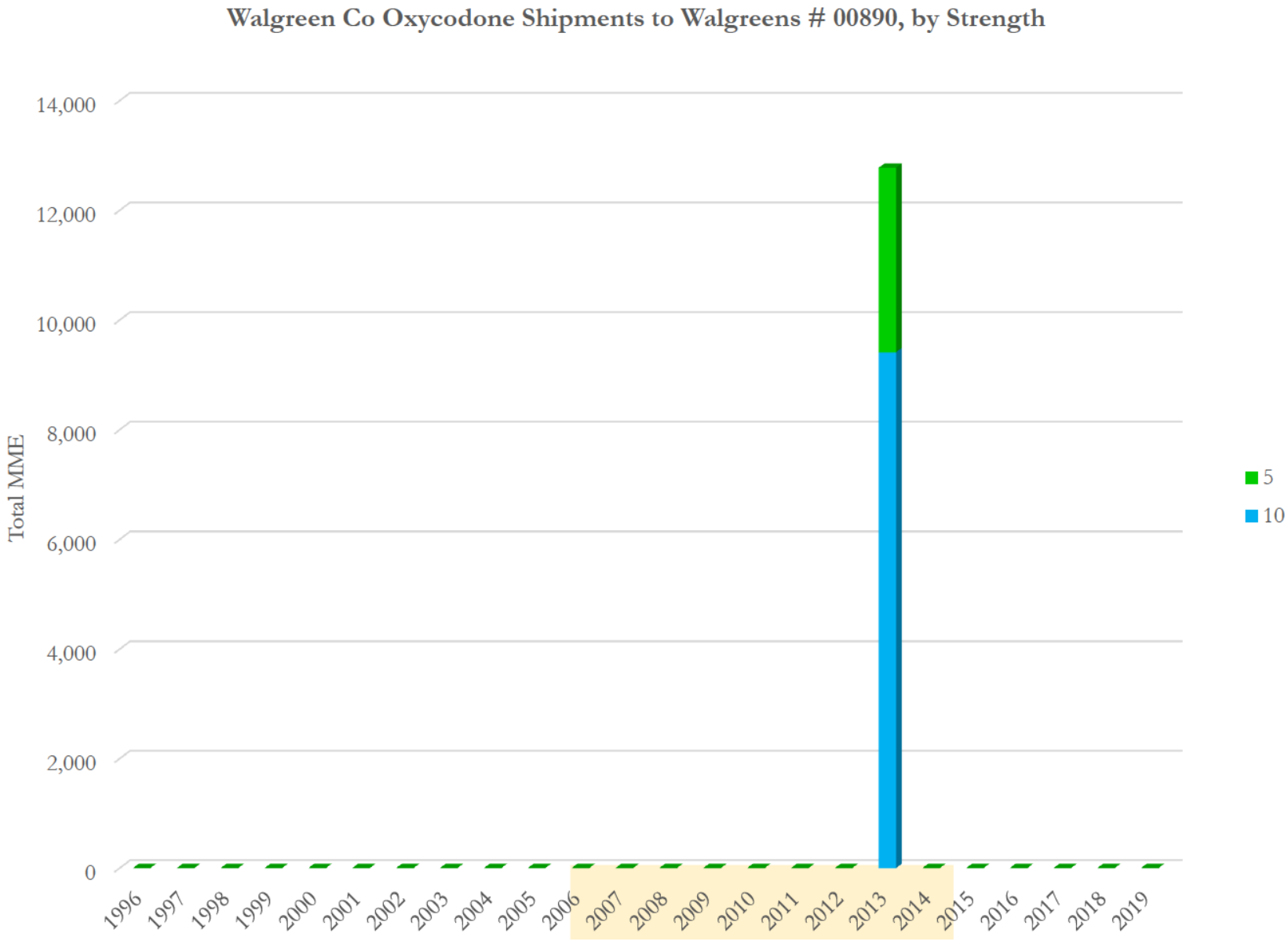

Data source: ARCOS (2006-2014) and Defendant Distribution Data (Walgreens 1/2006 - 3/2014)

Walgreens # 00890 (5/2013 to 12/2017)
DEA: FW3809223
135 Powell Street
San Francisco, CA 94102

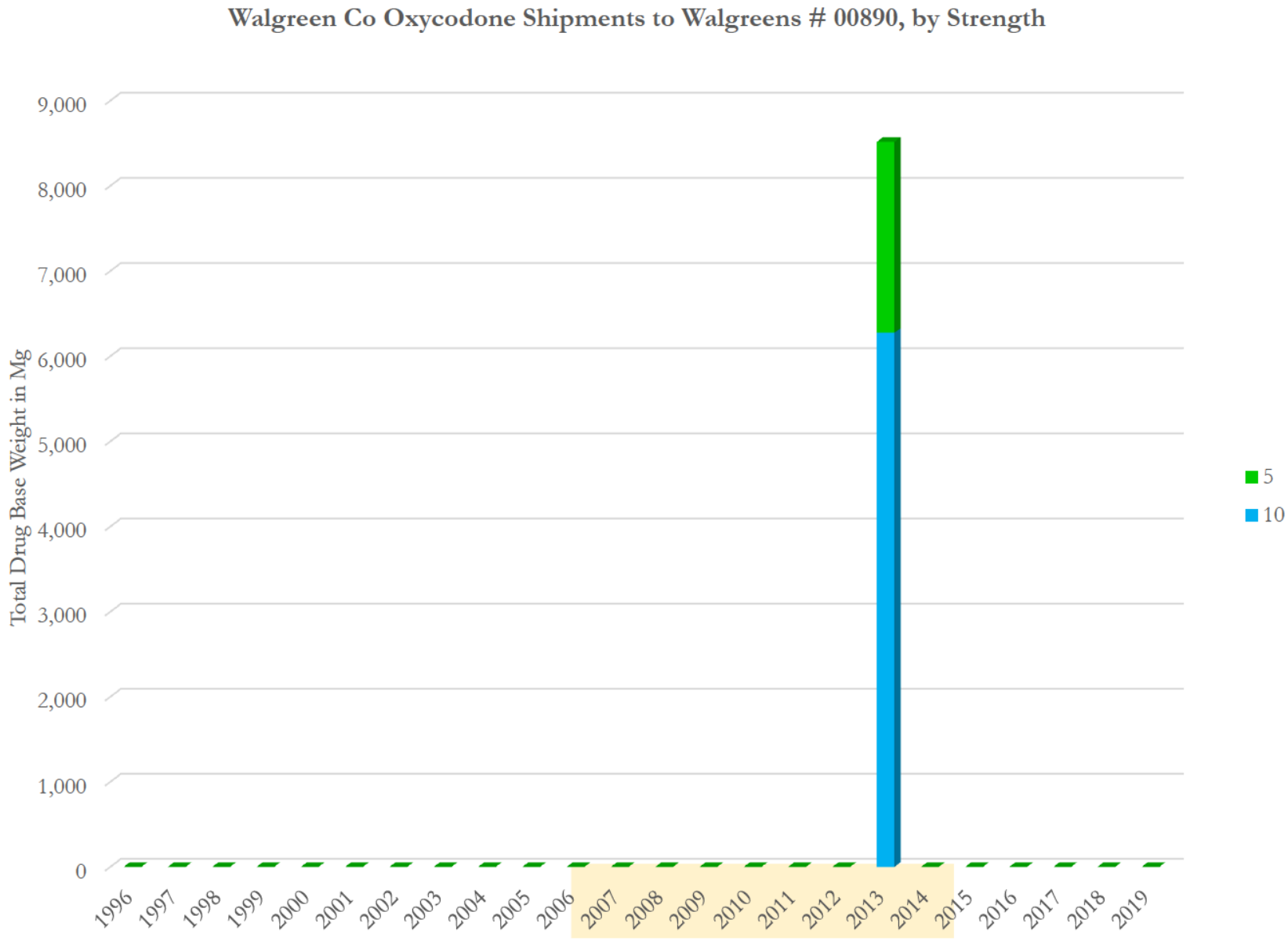

Data source: ARCOS (2006-2014) and Defendant Distribution Data (Walgreens 1/2006 - 3/2014)

Walgreen Co Oxycodone Shipments to Walgreens # 00890, by Strength
(Total Dosage Units)

Strength Year\	10	5	Total	Avg. Str
1996	0	0	**0**	
1997	0	0	**0**	
1998	0	0	**0**	
1999	0	0	**0**	
2000	0	0	**0**	
2001	0	0	**0**	
2002	0	0	**0**	
2003	0	0	**0**	
2004	0	0	**0**	
2005	0	0	**0**	
2006	0	0	**0**	
2007	0	0	**0**	
2008	0	0	**0**	
2009	0	0	**0**	
2010	0	0	**0**	
2011	0	0	**0**	
2012	0	0	**0**	
2013	700	500	**1,200**	7.92
2014	0	0	**0**	
2015	0	0	**0**	
2016	0	0	**0**	
2017	0	0	**0**	
2018	0	0	**0**	
2019	0	0	**0**	
Total	**700**	**500**	**1,200**	7.92

Data source: ARCOS (2006-2014) and Defendant Distribution Data (Walgreens 1/2006 - 3/2014)

Walgreen Co Oxycodone Shipments to Walgreens # 00890, by Strength (Total MME)

Strength / Year\	10	5	Total	Avg. Str
1996	0	0	**0**	
1997	0	0	**0**	
1998	0	0	**0**	
1999	0	0	**0**	
2000	0	0	**0**	
2001	0	0	**0**	
2002	0	0	**0**	
2003	0	0	**0**	
2004	0	0	**0**	
2005	0	0	**0**	
2006	0	0	**0**	
2007	0	0	**0**	
2008	0	0	**0**	
2009	0	0	**0**	
2010	0	0	**0**	
2011	0	0	**0**	
2012	0	0	**0**	
2013	9,413	3,362	**12,775**	7.92
2014	0	0	**0**	
2015	0	0	**0**	
2016	0	0	**0**	
2017	0	0	**0**	
2018	0	0	**0**	
2019	0	0	**0**	
Total	**9,413**	**3,362**	**12,775**	7.92

Data source: ARCOS (2006-2014) and Defendant Distribution Data (Walgreens 1/2006 - 3/2014)

Walgreen Co Oxycodone Shipments to Walgreens # 00890, by Strength
(Total Drug Base Weight in Milligram)

Strength Year\	10	5	Total	Avg. Str
1996	0	0	**0**	
1997	0	0	**0**	
1998	0	0	**0**	
1999	0	0	**0**	
2000	0	0	**0**	
2001	0	0	**0**	
2002	0	0	**0**	
2003	0	0	**0**	
2004	0	0	**0**	
2005	0	0	**0**	
2006	0	0	**0**	
2007	0	0	**0**	
2008	0	0	**0**	
2009	0	0	**0**	
2010	0	0	**0**	
2011	0	0	**0**	
2012	0	0	**0**	
2013	6,276	2,241	**8,517**	7.92
2014	0	0	**0**	
2015	0	0	**0**	
2016	0	0	**0**	
2017	0	0	**0**	
2018	0	0	**0**	
2019	0	0	**0**	
Total	**6,276**	**2,241**	**8,517**	7.92

Data source: ARCOS (2006-2014) and Defendant Distribution Data (Walgreens 1/2006 - 3/2014)

Walgreens # 00890 (5/2013 to 12/2017)
DEA: FW3809223
135 Powell Street
San Francisco, CA 94102

Anda, Inc Hydrocodone Shipments to Walgreens # 00890

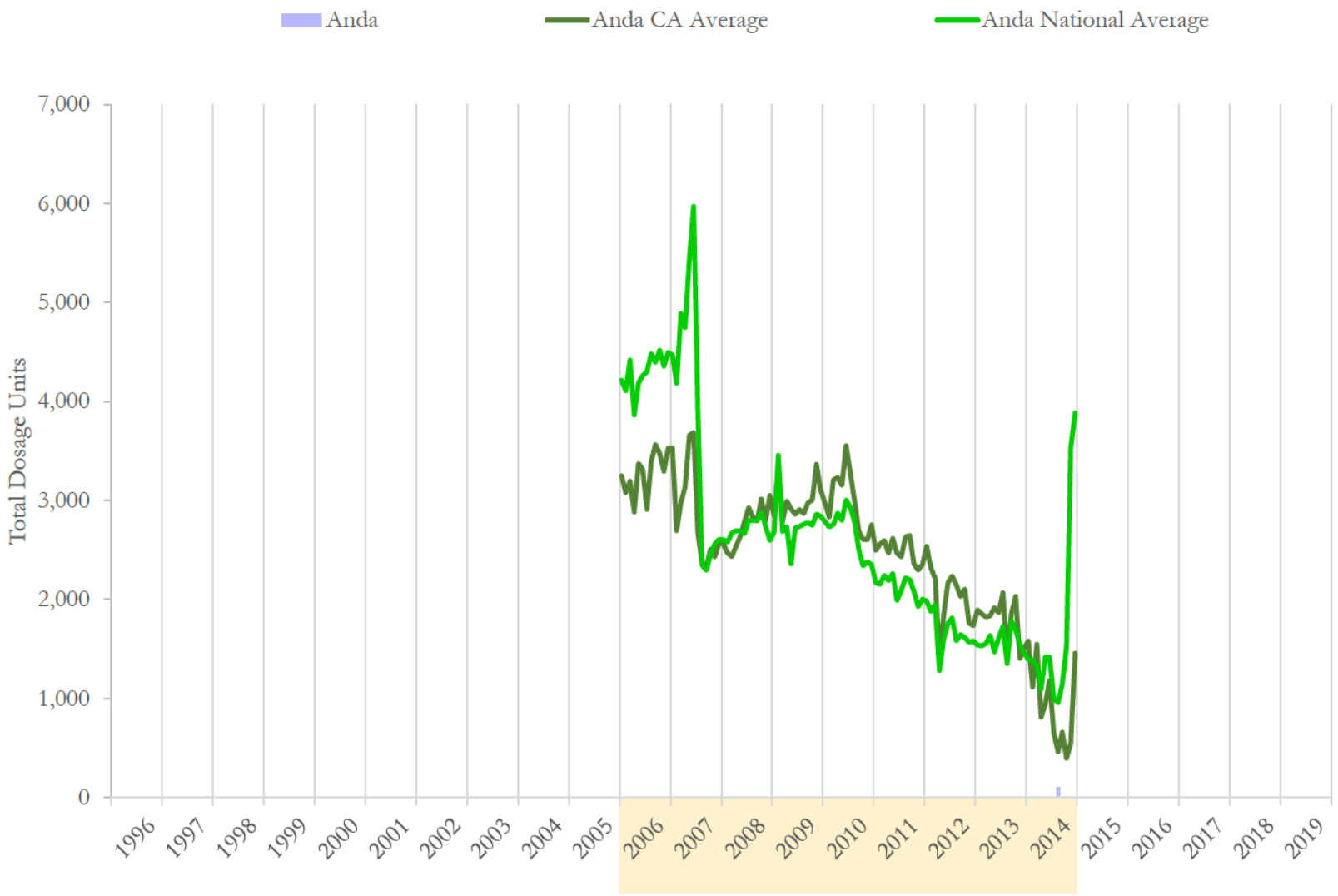

National and state averages reflect hydrocodone shipped from Anda, Inc to all active pharmacies each month.
Data source: ARCOS (2006-2014) and Defendant Distribution Data (Anda 12/1996 - 1/2015)

Walgreens # 00890 (5/2013 to 12/2017)
DEA: FW3809223
135 Powell Street
San Francisco, CA 94102

Anda, Inc Hydrocodone Shipments to Walgreens # 00890

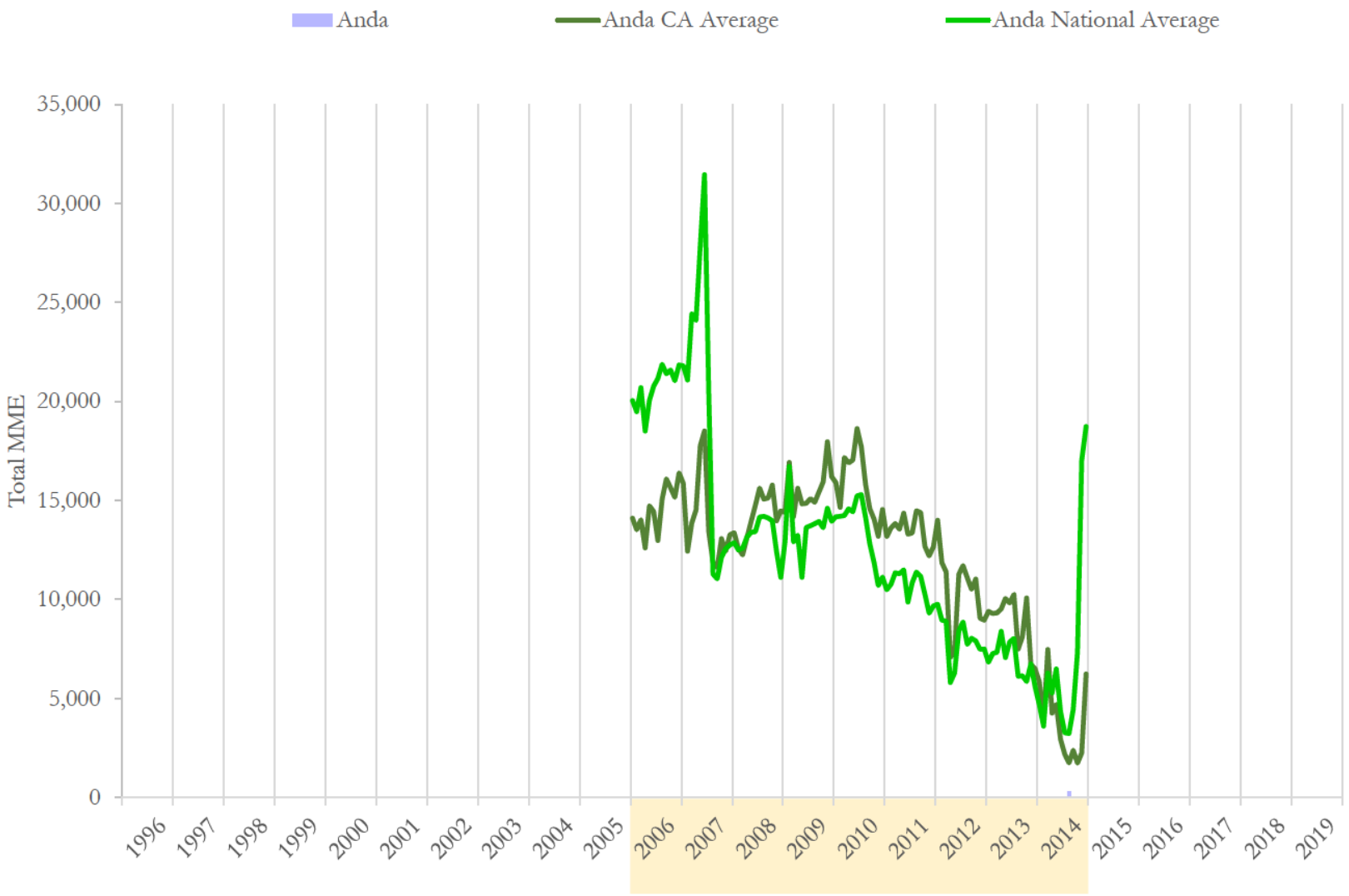

National and state averages reflect hydrocodone shipped from Anda, Inc to all active pharmacies each month.
Data source: ARCOS (2006-2014) and Defendant Distribution Data (Anda 12/1996 - 1/2015)

Walgreens # 00890 (5/2013 to 12/2017)
DEA: FW3809223
135 Powell Street
San Francisco, CA 94102

Anda, Inc Hydrocodone Shipments to Walgreens # 00890

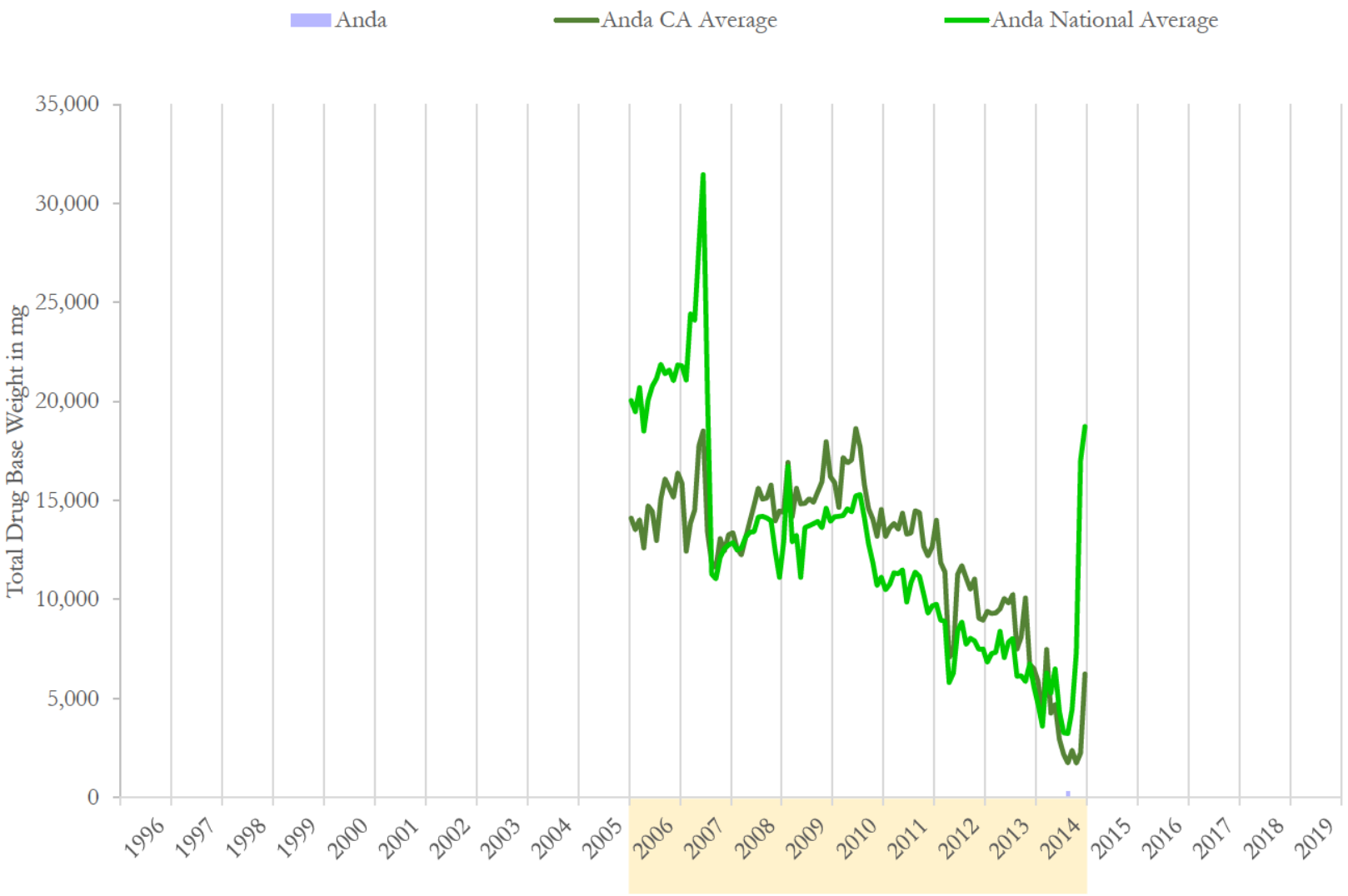

National and state averages reflect hydrocodone shipped from Anda, Inc to all active pharmacies each month.
Data source: ARCOS (2006-2014) and Defendant Distribution Data (Anda 12/1996 - 1/2015)

Anda, Inc Hydrocodone Shipments to Walgreens # 00890

	Dosage Units		MME		Drug Base Weight in mg	
Date	Anda	% Change	Anda	% Change	Anda	% Change
01/2014	0	n/a	0	n/a	0	n/a
02/2014	0	n/a	0	n/a	0	n/a
03/2014	0	n/a	0	n/a	0	n/a
04/2014	0	n/a	0	n/a	0	n/a
05/2014	0	n/a	0	n/a	0	n/a
06/2014	0	n/a	0	n/a	0	n/a
07/2014	0	n/a	0	n/a	0	n/a
08/2014	100	n/a	303	n/a	303	n/a
09/2014	0	-100.0%	0	-100.0%	0	-100.0%
10/2014	0	n/a	0	n/a	0	n/a
11/2014	0	n/a	0	n/a	0	n/a
12/2014	0	n/a	0	n/a	0	n/a
01/2015	0	n/a	0	n/a	0	n/a
02/2015	0	n/a	0	n/a	0	n/a
03/2015	0	n/a	0	n/a	0	n/a
04/2015	0	n/a	0	n/a	0	n/a
05/2015	0	n/a	0	n/a	0	n/a
06/2015	0	n/a	0	n/a	0	n/a
07/2015	0	n/a	0	n/a	0	n/a
08/2015	0	n/a	0	n/a	0	n/a
09/2015	0	n/a	0	n/a	0	n/a
10/2015	0	n/a	0	n/a	0	n/a
11/2015	0	n/a	0	n/a	0	n/a
12/2015	0	n/a	0	n/a	0	n/a

Data source: ARCOS (2006-2014) and Defendant Distribution Data (Anda 12/1996 - 1/2015)

Walgreens # 00890 (5/2013 to 12/2017)
DEA: FW3809223
135 Powell Street
San Francisco, CA 94102

Anda, Inc Hydrocodone Shipments to Walgreens # 00890

	Dosage Units		MME		Drug Base Weight in mg	
Date	**Anda**	**% Change**	**Anda**	**% Change**	**Anda**	**% Change**
1996	0		0		0	
1997	0	n/a	0	n/a	0	n/a
1998	0	n/a	0	n/a	0	n/a
1999	0	n/a	0	n/a	0	n/a
2000	0	n/a	0	n/a	0	n/a
2001	0	n/a	0	n/a	0	n/a
2002	0	n/a	0	n/a	0	n/a
2003	0	n/a	0	n/a	0	n/a
2004	0	n/a	0	n/a	0	n/a
2005	0	n/a	0	n/a	0	n/a
2006	0	n/a	0	n/a	0	n/a
2007	0	n/a	0	n/a	0	n/a
2008	0	n/a	0	n/a	0	n/a
2009	0	n/a	0	n/a	0	n/a
2010	0	n/a	0	n/a	0	n/a
2011	0	n/a	0	n/a	0	n/a
2012	0	n/a	0	n/a	0	n/a
2013	0	n/a	0	n/a	0	n/a
2014	100	n/a	303	n/a	303	n/a
2015	0	-100.0%	0	-100.0%	0	-100.0%
2016	0	n/a	0	n/a	0	n/a
2017	0	n/a	0	n/a	0	n/a
2018	0	n/a	0	n/a	0	n/a
2019	0	n/a	0	n/a	0	n/a
Total	**100**		**303**		**303**	

Data source: ARCOS (2006-2014) and Defendant Distribution Data (Anda 12/1996 - 1/2015)

Walgreens # 00890 (5/2013 to 12/2017)
DEA: FW3809223
135 Powell Street
San Francisco, CA 94102

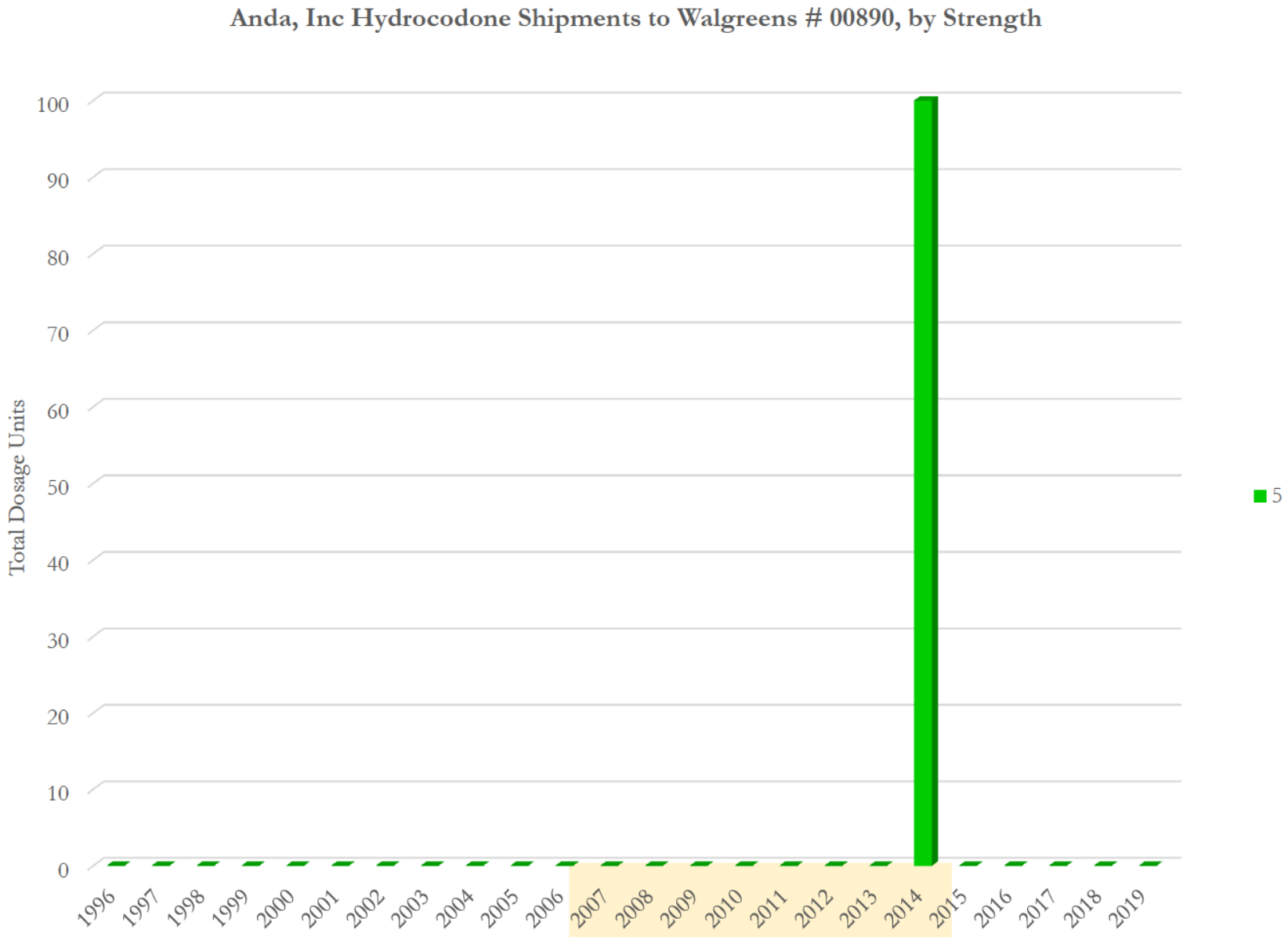

Data source: ARCOS (2006-2014) and Defendant Distribution Data (Anda 12/1996 - 1/2015)

Walgreens # 00890 (5/2013 to 12/2017)
DEA: FW3809223
135 Powell Street
San Francisco, CA 94102

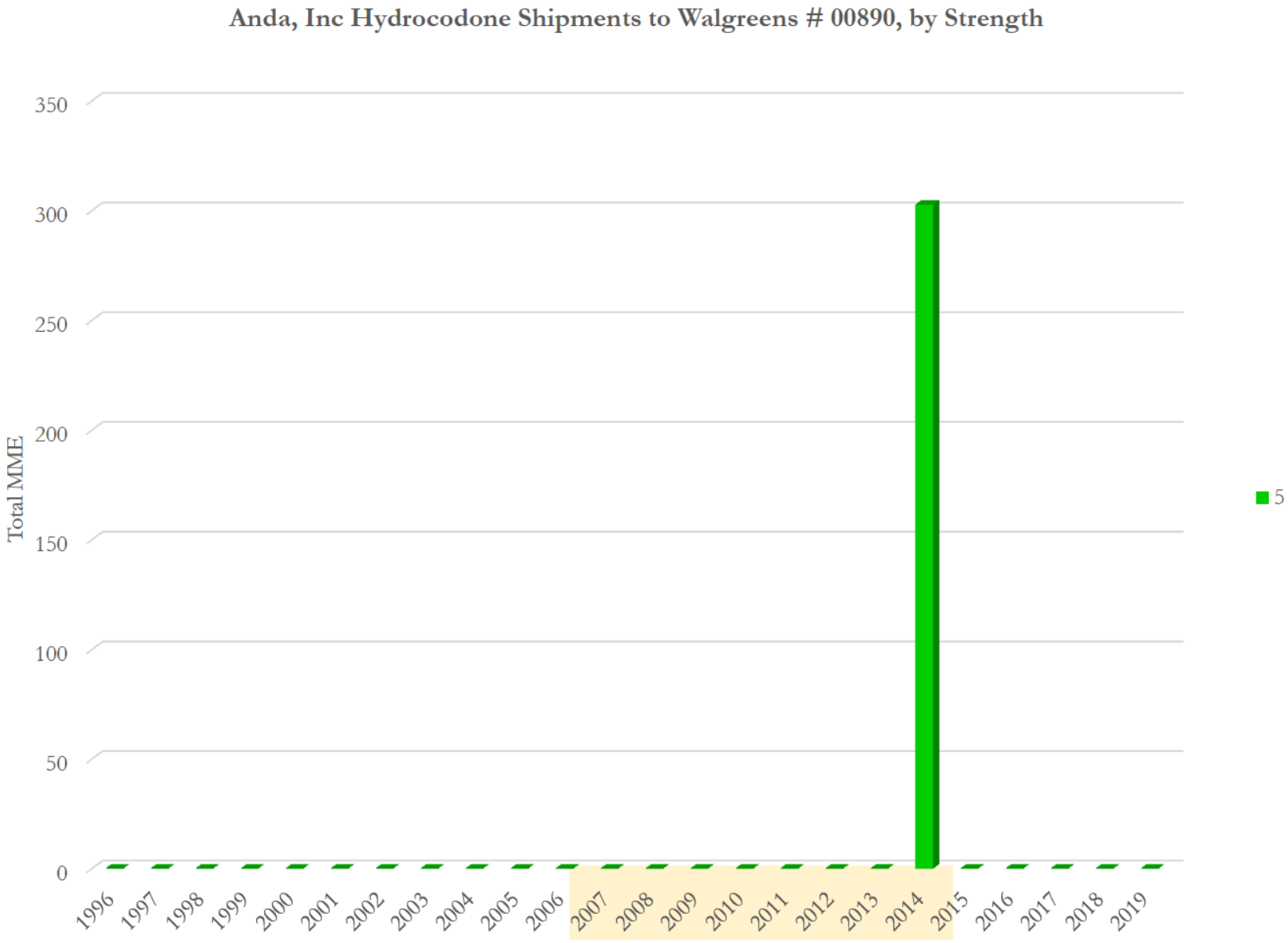

Data source: ARCOS (2006-2014) and Defendant Distribution Data (Anda 12/1996 - 1/2015)

Walgreens # 00890 (5/2013 to 12/2017)
DEA: FW3809223
135 Powell Street
San Francisco, CA 94102

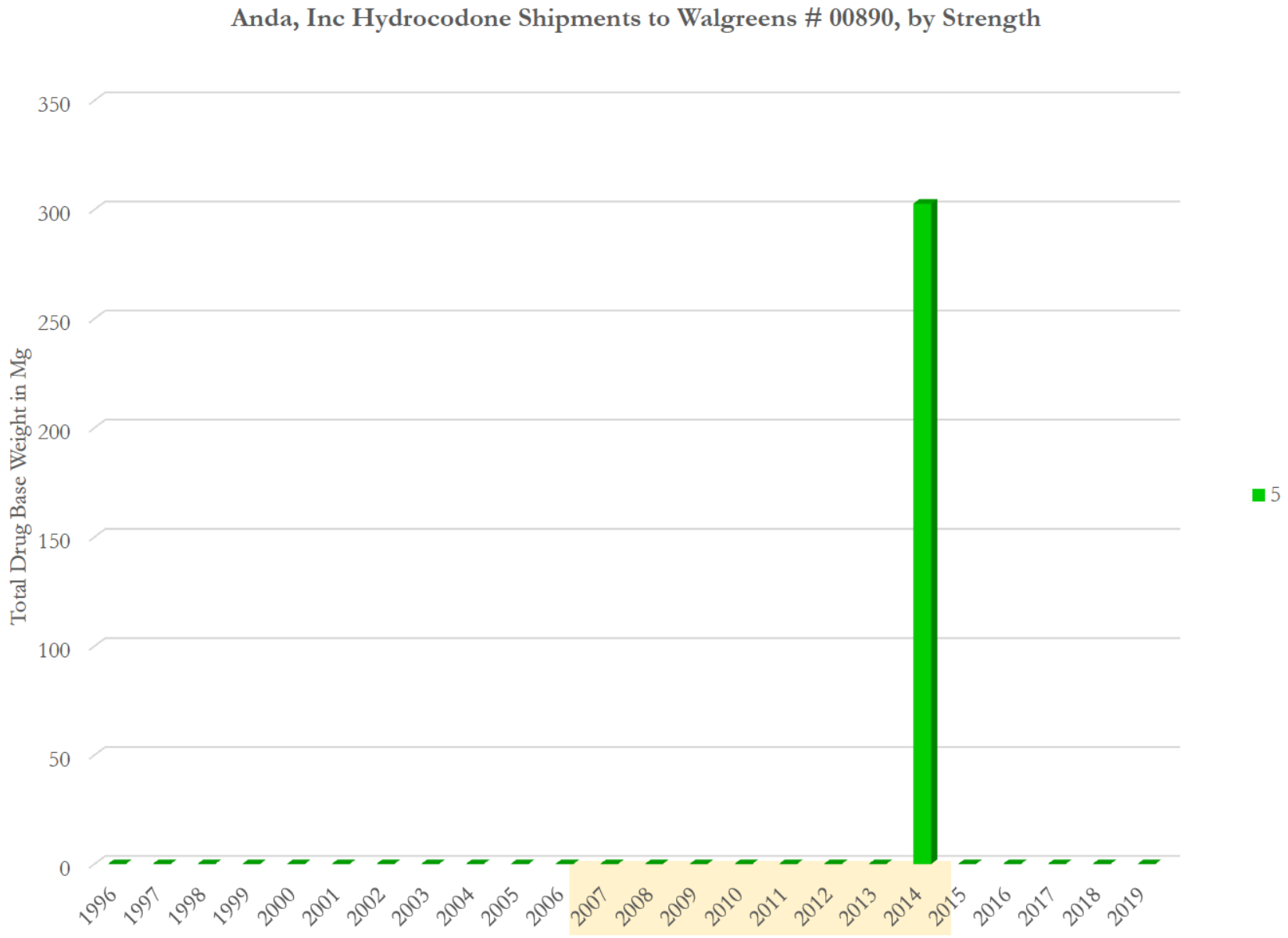

Data source: ARCOS (2006-2014) and Defendant Distribution Data (Anda 12/1996 - 1/2015)

Anda, Inc Hydrocodone Shipments to Walgreens # 00890, by Strength
(Total Dosage Units)

Strength Year\	5	Total	Avg. Str
1996	0	**0**	
1997	0	**0**	
1998	0	**0**	
1999	0	**0**	
2000	0	**0**	
2001	0	**0**	
2002	0	**0**	
2003	0	**0**	
2004	0	**0**	
2005	0	**0**	
2006	0	**0**	
2007	0	**0**	
2008	0	**0**	
2009	0	**0**	
2010	0	**0**	
2011	0	**0**	
2012	0	**0**	
2013	0	**0**	
2014	100	**100**	5.00
2015	0	**0**	
2016	0	**0**	
2017	0	**0**	
2018	0	**0**	
2019	0	**0**	
Total	**100**	**100**	5.00

Data source: ARCOS (2006-2014) and Defendant Distribution Data (Anda 12/1996 - 1/2015)

Anda, Inc Hydrocodone Shipments to Walgreens # 00890, by Strength
(Total MME)

Strength Year\	5	Total	Avg. Str
1996	0	**0**	
1997	0	**0**	
1998	0	**0**	
1999	0	**0**	
2000	0	**0**	
2001	0	**0**	
2002	0	**0**	
2003	0	**0**	
2004	0	**0**	
2005	0	**0**	
2006	0	**0**	
2007	0	**0**	
2008	0	**0**	
2009	0	**0**	
2010	0	**0**	
2011	0	**0**	
2012	0	**0**	
2013	0	**0**	
2014	303	**303**	5.00
2015	0	**0**	
2016	0	**0**	
2017	0	**0**	
2018	0	**0**	
2019	0	**0**	
Total	**303**	**303**	5.00

Data source: ARCOS (2006-2014) and Defendant Distribution Data (Anda 12/1996 - 1/2015)

Anda, Inc Hydrocodone Shipments to Walgreens # 00890, by Strength
(Total Drug Base Weight in Milligram)

Strength Year\	5	Total	Avg. Str
1996	0	**0**	
1997	0	**0**	
1998	0	**0**	
1999	0	**0**	
2000	0	**0**	
2001	0	**0**	
2002	0	**0**	
2003	0	**0**	
2004	0	**0**	
2005	0	**0**	
2006	0	**0**	
2007	0	**0**	
2008	0	**0**	
2009	0	**0**	
2010	0	**0**	
2011	0	**0**	
2012	0	**0**	
2013	0	**0**	
2014	303	**303**	5.00
2015	0	**0**	
2016	0	**0**	
2017	0	**0**	
2018	0	**0**	
2019	0	**0**	
Total	**303**	**303**	5.00

Data source: ARCOS (2006-2014) and Defendant Distribution Data (Anda 12/1996 - 1/2015)

Walgreens # 00890 (5/2013 to 12/2017)
DEA: FW3809223
135 Powell Street
San Francisco, CA 94102

Walgreen Co Hydrocodone Shipments to Walgreens # 00890

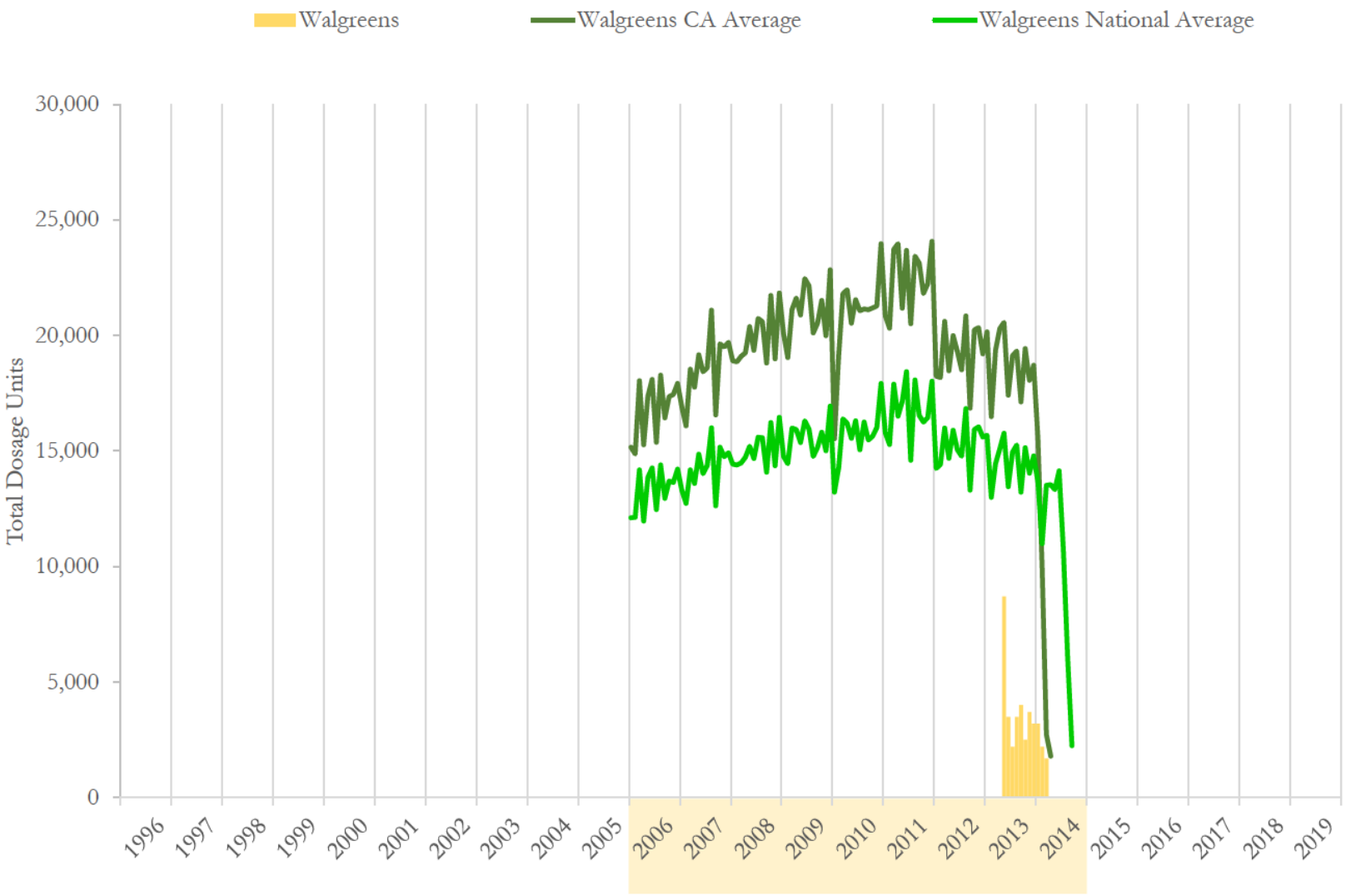

National and state averages reflect hydrocodone shipped from Walgreen Co to all active pharmacies each month.
Data source: ARCOS (2006-2014) and Defendant Distribution Data (Walgreens 1/2006 - 3/2014)

Walgreens # 00890 (5/2013 to 12/2017)
DEA: FW3809223
135 Powell Street
San Francisco, CA 94102

Walgreen Co Hydrocodone Shipments to Walgreens # 00890

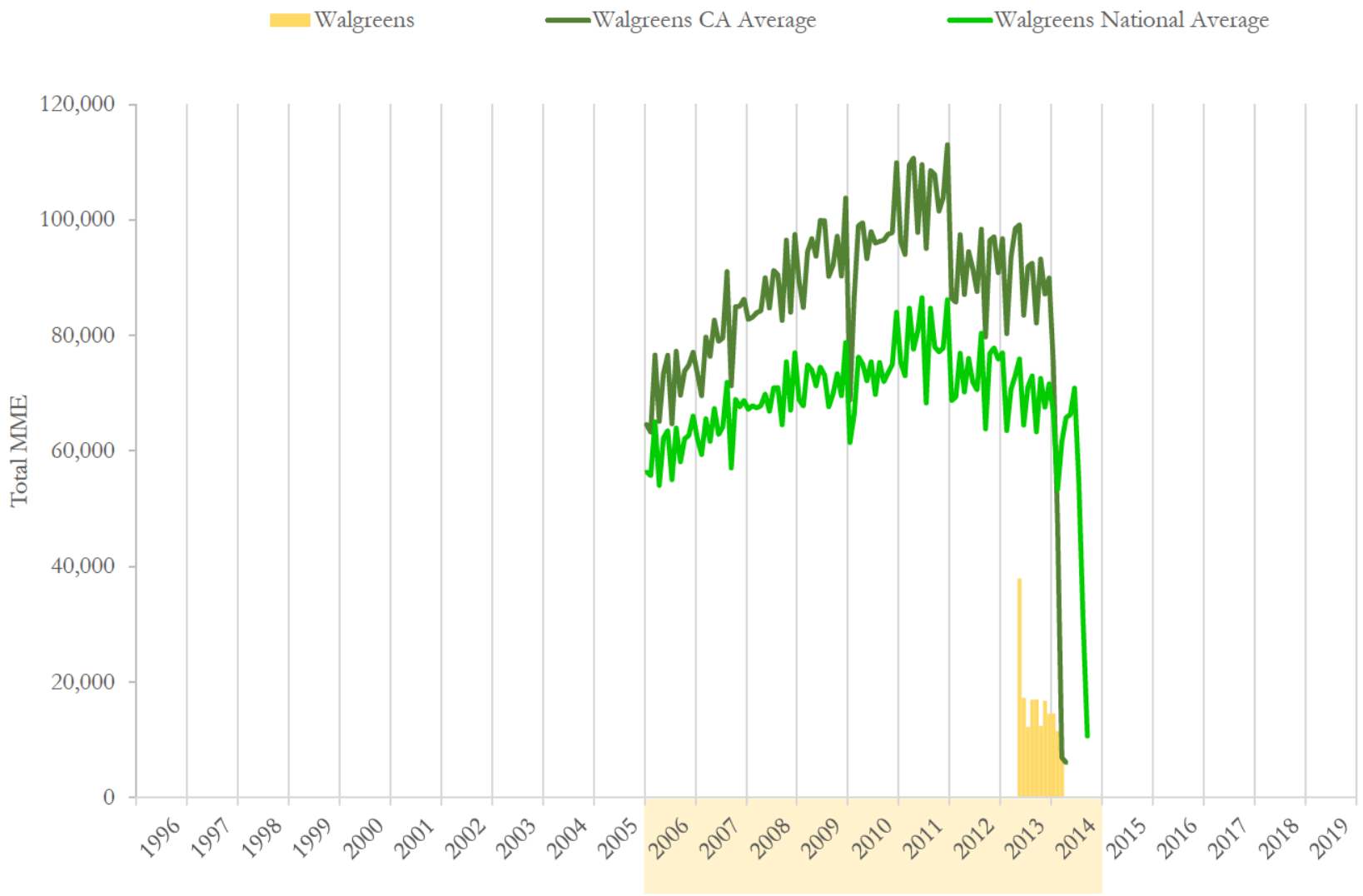

National and state averages reflect hydrocodone shipped from Walgreen Co to all active pharmacies each month.
Data source: ARCOS (2006-2014) and Defendant Distribution Data (Walgreens 1/2006 - 3/2014)

Walgreens # 00890 (5/2013 to 12/2017)
DEA: FW3809223
135 Powell Street
San Francisco, CA 94102

Walgreen Co Hydrocodone Shipments to Walgreens # 00890

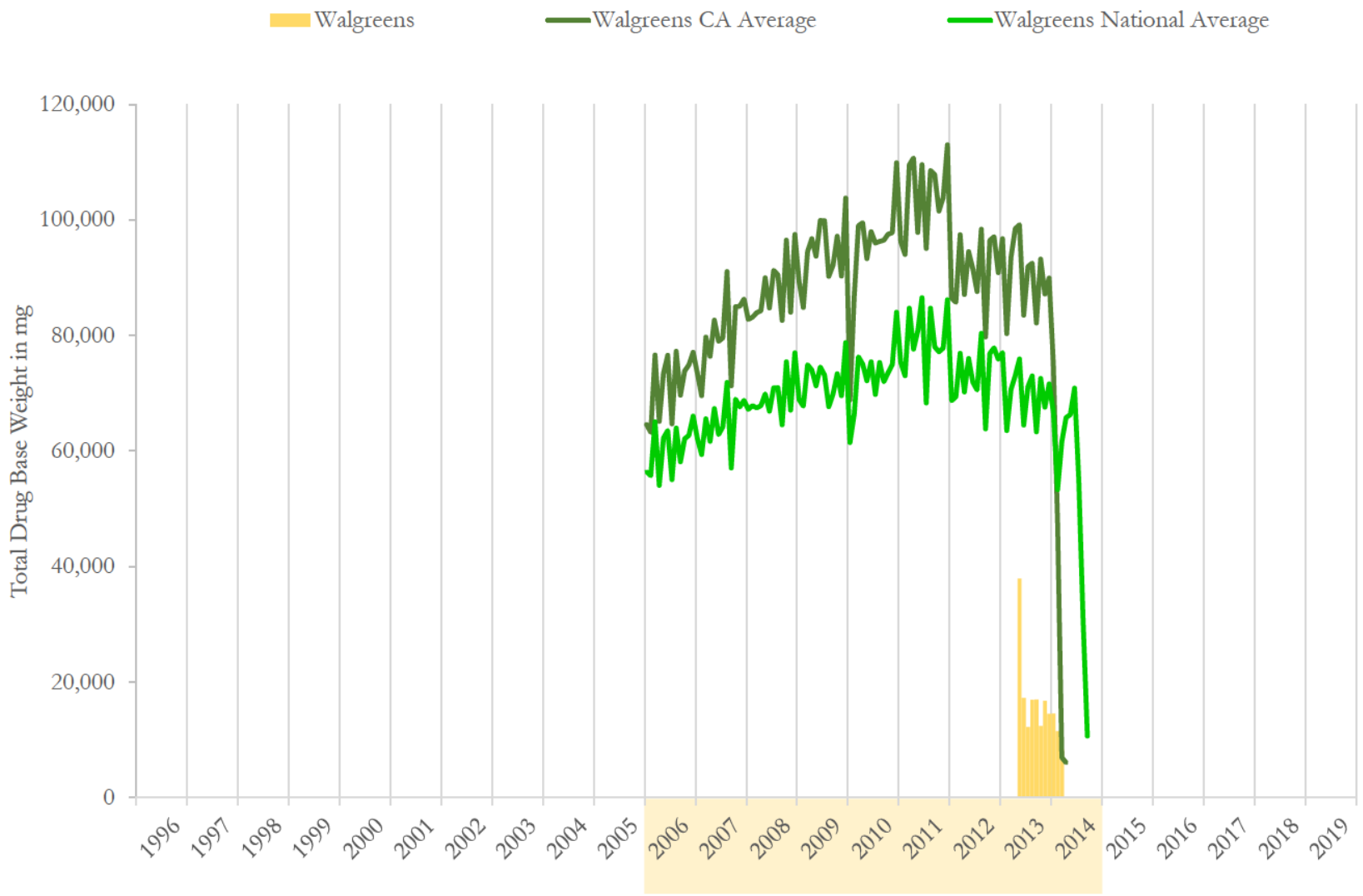

National and state averages reflect hydrocodone shipped from Walgreen Co to all active pharmacies each month.
Data source: ARCOS (2006-2014) and Defendant Distribution Data (Walgreens 1/2006 - 3/2014)

Walgreen Co Hydrocodone Shipments to Walgreens # 00890

	Dosage Units		MME		Drug Base Weight in mg	
Date	Walgreens	% Change	Walgreens	% Change	Walgreens	% Change
01/2012	0	n/a	0	n/a	0	n/a
02/2012	0	n/a	0	n/a	0	n/a
03/2012	0	n/a	0	n/a	0	n/a
04/2012	0	n/a	0	n/a	0	n/a
05/2012	0	n/a	0	n/a	0	n/a
06/2012	0	n/a	0	n/a	0	n/a
07/2012	0	n/a	0	n/a	0	n/a
08/2012	0	n/a	0	n/a	0	n/a
09/2012	0	n/a	0	n/a	0	n/a
10/2012	0	n/a	0	n/a	0	n/a
11/2012	0	n/a	0	n/a	0	n/a
12/2012	0	n/a	0	n/a	0	n/a
01/2013	0	n/a	0	n/a	0	n/a
02/2013	0	n/a	0	n/a	0	n/a
03/2013	0	n/a	0	n/a	0	n/a
04/2013	0	n/a	0	n/a	0	n/a
05/2013	8,700	n/a	37,932	n/a	37,932	n/a
06/2013	3,500	-59.8%	17,254	-54.5%	17,254	-54.5%
07/2013	2,200	-37.1%	12,227	-29.1%	12,227	-29.1%
08/2013	3,500	59.1%	16,943	38.6%	16,943	38.6%
09/2013	4,000	14.3%	16,951	0.0%	16,951	0.0%
10/2013	2,500	-37.5%	12,411	-26.8%	12,411	-26.8%
11/2013	3,700	48.0%	16,759	35.0%	16,759	35.0%
12/2013	3,200	-13.5%	14,521	-13.4%	14,521	-13.4%

Data source: ARCOS (2006-2014) and Defendant Distribution Data (Walgreens 1/2006 - 3/2014)

Walgreen Co Hydrocodone Shipments to Walgreens # 00890

	Dosage Units		MME		Drug Base Weight in mg	
Date	Walgreens	% Change	Walgreens	% Change	Walgreens	% Change
01/2014	3,200	0.0%	14,530	0.1%	14,530	0.1%
02/2014	2,200	-31.3%	11,503	-20.8%	11,503	-20.8%
03/2014	1,700	-22.7%	8,324	-27.6%	8,324	-27.6%
04/2014	0	-100.0%	0	-100.0%	0	-100.0%
05/2014	0	n/a	0	n/a	0	n/a
06/2014	0	n/a	0	n/a	0	n/a
07/2014	0	n/a	0	n/a	0	n/a
08/2014	0	n/a	0	n/a	0	n/a
09/2014	0	n/a	0	n/a	0	n/a
10/2014	0	n/a	0	n/a	0	n/a
11/2014	0	n/a	0	n/a	0	n/a
12/2014	0	n/a	0	n/a	0	n/a
01/2015	0	n/a	0	n/a	0	n/a
02/2015	0	n/a	0	n/a	0	n/a
03/2015	0	n/a	0	n/a	0	n/a
04/2015	0	n/a	0	n/a	0	n/a
05/2015	0	n/a	0	n/a	0	n/a
06/2015	0	n/a	0	n/a	0	n/a
07/2015	0	n/a	0	n/a	0	n/a
08/2015	0	n/a	0	n/a	0	n/a
09/2015	0	n/a	0	n/a	0	n/a
10/2015	0	n/a	0	n/a	0	n/a
11/2015	0	n/a	0	n/a	0	n/a
12/2015	0	n/a	0	n/a	0	n/a

Data source: ARCOS (2006-2014) and Defendant Distribution Data (Walgreens 1/2006 - 3/2014)

Walgreens # 00890 (5/2013 to 12/2017)
DEA: FW3809223
135 Powell Street
San Francisco, CA 94102

Walgreen Co Hydrocodone Shipments to Walgreens # 00890

	Dosage Units		MME		Drug Base Weight in mg	
Date	Walgreens	% Change	Walgreens	% Change	Walgreens	% Change
1996	0		0		0	
1997	0	n/a	0	n/a	0	n/a
1998	0	n/a	0	n/a	0	n/a
1999	0	n/a	0	n/a	0	n/a
2000	0	n/a	0	n/a	0	n/a
2001	0	n/a	0	n/a	0	n/a
2002	0	n/a	0	n/a	0	n/a
2003	0	n/a	0	n/a	0	n/a
2004	0	n/a	0	n/a	0	n/a
2005	0	n/a	0	n/a	0	n/a
2006	0	n/a	0	n/a	0	n/a
2007	0	n/a	0	n/a	0	n/a
2008	0	n/a	0	n/a	0	n/a
2009	0	n/a	0	n/a	0	n/a
2010	0	n/a	0	n/a	0	n/a
2011	0	n/a	0	n/a	0	n/a
2012	0	n/a	0	n/a	0	n/a
2013	31,300	n/a	144,998	n/a	144,998	n/a
2014	7,100	-77.3%	34,356	-76.3%	34,356	-76.3%
2015	0	-100.0%	0	-100.0%	0	-100.0%
2016	0	n/a	0	n/a	0	n/a
2017	0	n/a	0	n/a	0	n/a
2018	0	n/a	0	n/a	0	n/a
2019	0	n/a	0	n/a	0	n/a
Total	**38,400**		**179,355**		**179,355**	

Data source: ARCOS (2006-2014) and Defendant Distribution Data (Walgreens 1/2006 - 3/2014)

Walgreens # 00890 (5/2013 to 12/2017)
DEA: FW3809223
135 Powell Street
San Francisco, CA 94102

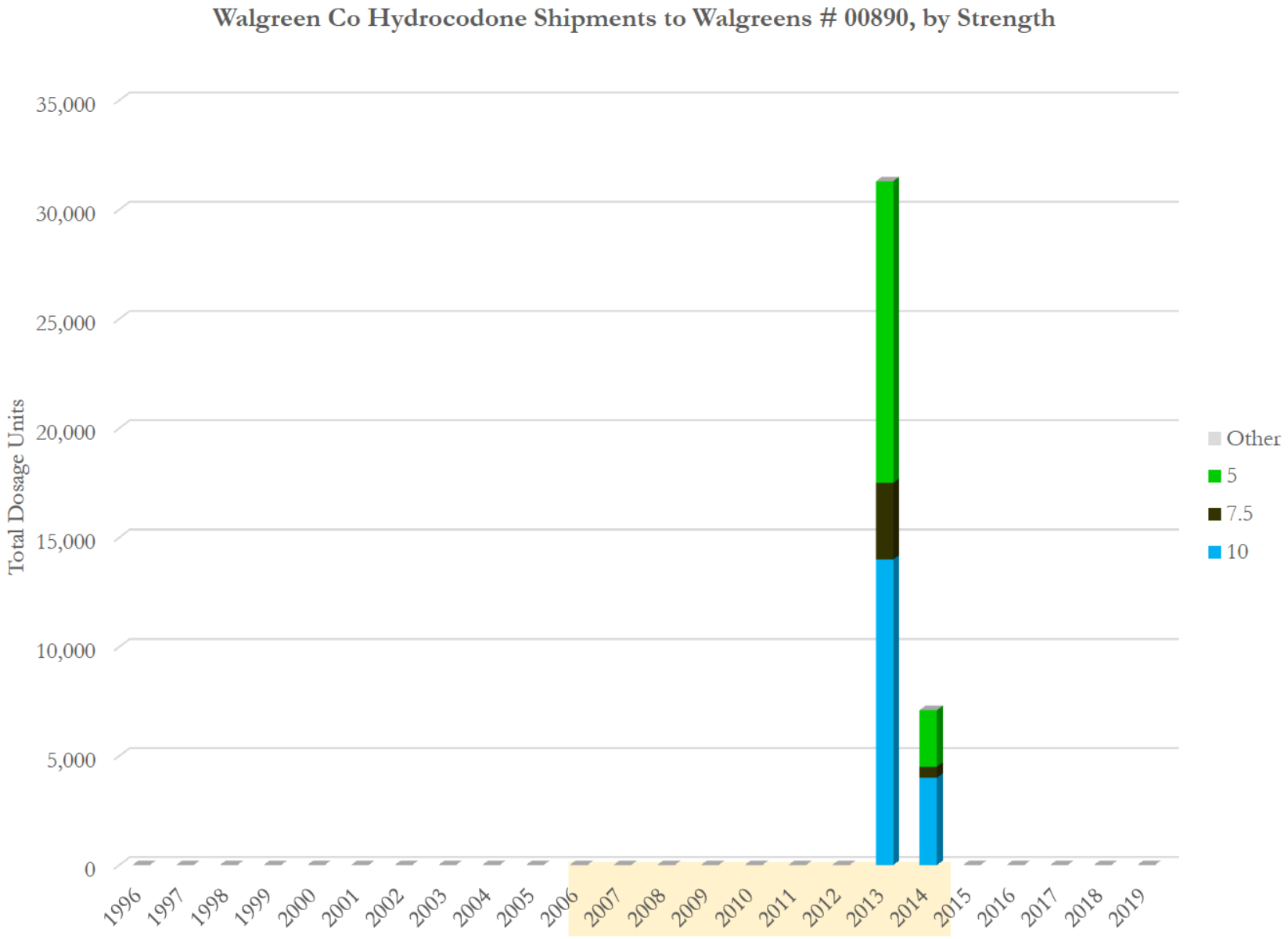

Data source: ARCOS (2006-2014) and Defendant Distribution Data (Walgreens 1/2006 - 3/2014)

Walgreens # 00890 (5/2013 to 12/2017)
DEA: FW3809223
135 Powell Street
San Francisco, CA 94102

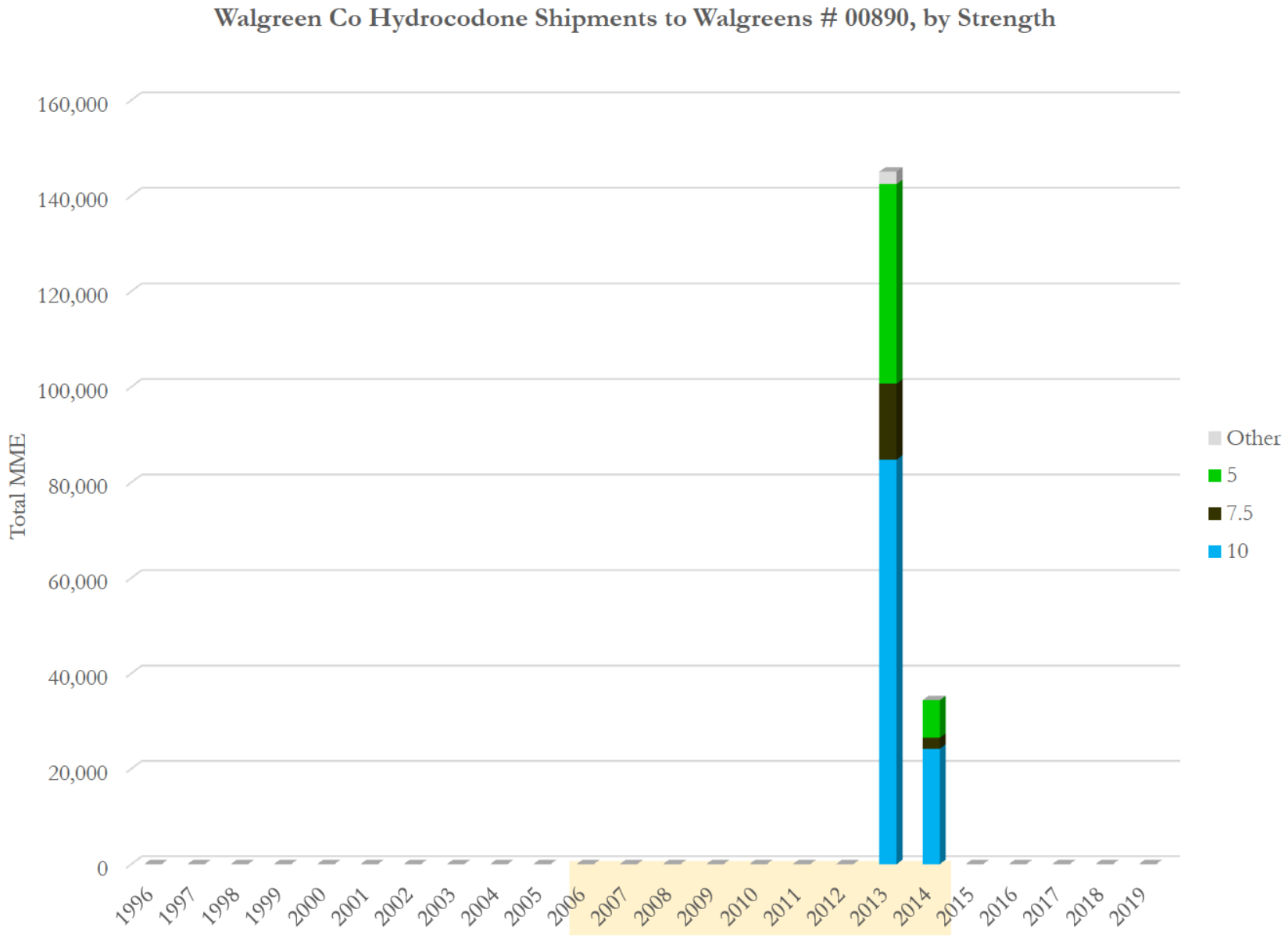

Data source: ARCOS (2006-2014) and Defendant Distribution Data (Walgreens 1/2006 - 3/2014)

Walgreens # 00890 (5/2013 to 12/2017)
DEA: FW3809223
135 Powell Street
San Francisco, CA 94102

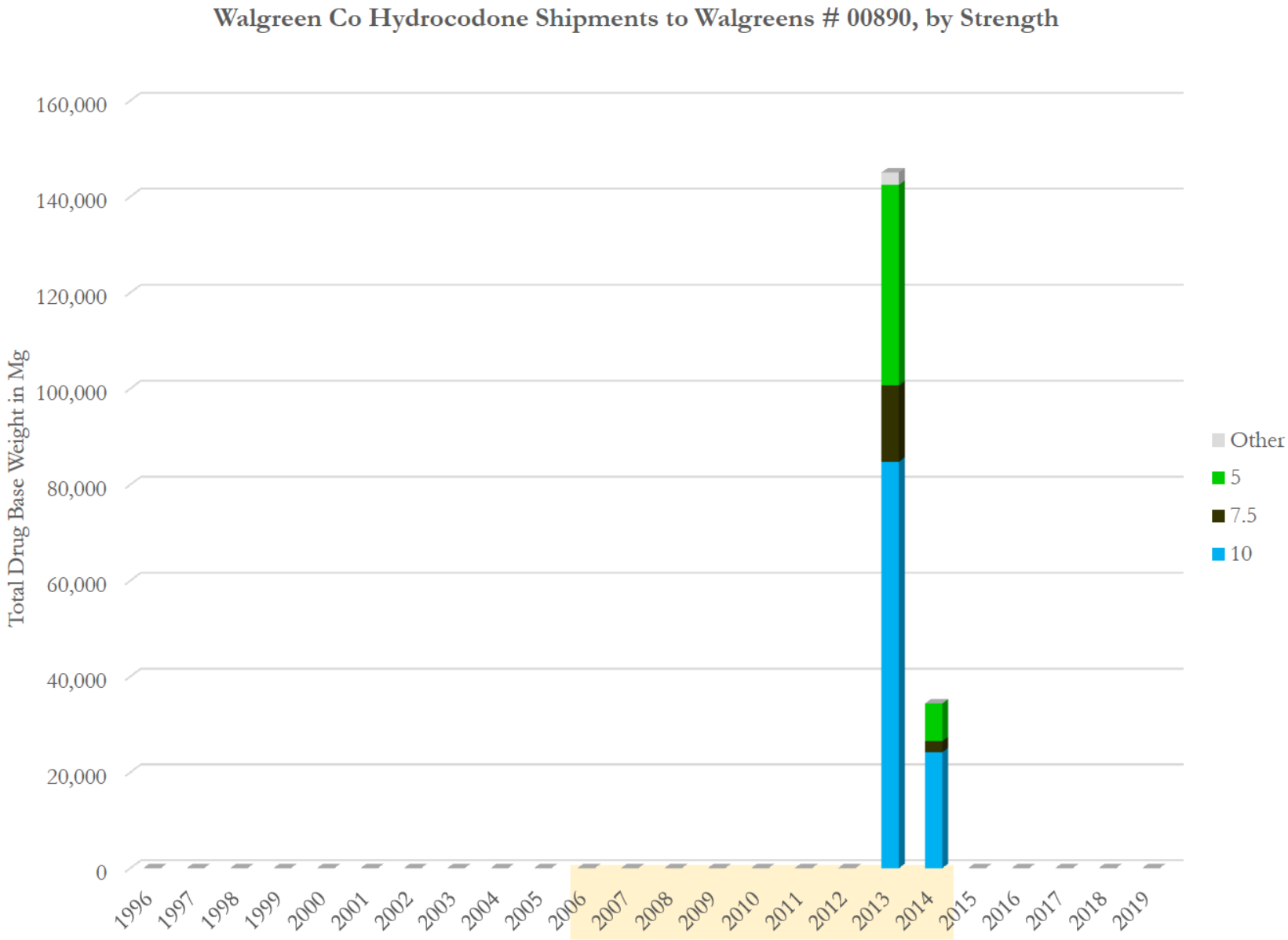

Data source: ARCOS (2006-2014) and Defendant Distribution Data (Walgreens 1/2006 - 3/2014)

Walgreens # 00890 (5/2013 to 12/2017)
DEA: FW3809223
135 Powell Street
San Francisco, CA 94102

Walgreen Co Hydrocodone Shipments to Walgreens # 00890, by Strength
(Total Dosage Units)

Strength Year\	10	7.5	5	Other	Total	Avg. Str
1996	0	0	0	0	**0**	
1997	0	0	0	0	**0**	
1998	0	0	0	0	**0**	
1999	0	0	0	0	**0**	
2000	0	0	0	0	**0**	
2001	0	0	0	0	**0**	
2002	0	0	0	0	**0**	
2003	0	0	0	0	**0**	
2004	0	0	0	0	**0**	
2005	0	0	0	0	**0**	
2006	0	0	0	0	**0**	
2007	0	0	0	0	**0**	
2008	0	0	0	0	**0**	
2009	0	0	0	0	**0**	
2010	0	0	0	0	**0**	
2011	0	0	0	0	**0**	
2012	0	0	0	0	**0**	
2013	14,000	3,500	13,800	0	**31,300**	7.52
2014	4,000	500	2,600	0	**7,100**	7.99
2015	0	0	0	0	**0**	
2016	0	0	0	0	**0**	
2017	0	0	0	0	**0**	
2018	0	0	0	0	**0**	
2019	0	0	0	0	**0**	
Total	**18,000**	**4,000**	**16,400**	**0**	**38,400**	7.60

Data source: ARCOS (2006-2014) and Defendant Distribution Data (Walgreens 1/2006 - 3/2014)

Walgreen Co Hydrocodone Shipments to Walgreens # 00890, by Strength
(Total MME)

Strength Year\	10	7.5	5	Other	Total	Avg. Str
1996	0	0	0	0	**0**	
1997	0	0	0	0	**0**	
1998	0	0	0	0	**0**	
1999	0	0	0	0	**0**	
2000	0	0	0	0	**0**	
2001	0	0	0	0	**0**	
2002	0	0	0	0	**0**	
2003	0	0	0	0	**0**	
2004	0	0	0	0	**0**	
2005	0	0	0	0	**0**	
2006	0	0	0	0	**0**	
2007	0	0	0	0	**0**	
2008	0	0	0	0	**0**	
2009	0	0	0	0	**0**	
2010	0	0	0	0	**0**	
2011	0	0	0	0	**0**	
2012	0	0	0	0	**0**	
2013	84,756	15,892	41,773	2,578	**144,998**	7.52
2014	24,216	2,270	7,870	0	**34,356**	7.99
2015	0	0	0	0	**0**	
2016	0	0	0	0	**0**	
2017	0	0	0	0	**0**	
2018	0	0	0	0	**0**	
2019	0	0	0	0	**0**	
Total	**108,972**	**18,162**	**49,643**	**2,578**	**179,355**	7.60

Data source: ARCOS (2006-2014) and Defendant Distribution Data (Walgreens 1/2006 - 3/2014)

Walgreens # 00890 (5/2013 to 12/2017)
DEA: FW3809223
135 Powell Street
San Francisco, CA 94102

Walgreen Co Hydrocodone Shipments to Walgreens # 00890, by Strength
(Total Drug Base Weight in Milligram)

Strength Year\	10	7.5	5	Other	Total	Avg. Str
1996	0	0	0	0	**0**	
1997	0	0	0	0	**0**	
1998	0	0	0	0	**0**	
1999	0	0	0	0	**0**	
2000	0	0	0	0	**0**	
2001	0	0	0	0	**0**	
2002	0	0	0	0	**0**	
2003	0	0	0	0	**0**	
2004	0	0	0	0	**0**	
2005	0	0	0	0	**0**	
2006	0	0	0	0	**0**	
2007	0	0	0	0	**0**	
2008	0	0	0	0	**0**	
2009	0	0	0	0	**0**	
2010	0	0	0	0	**0**	
2011	0	0	0	0	**0**	
2012	0	0	0	0	**0**	
2013	84,756	15,892	41,773	2,578	**144,998**	7.52
2014	24,216	2,270	7,870	0	**34,356**	7.99
2015	0	0	0	0	**0**	
2016	0	0	0	0	**0**	
2017	0	0	0	0	**0**	
2018	0	0	0	0	**0**	
2019	0	0	0	0	**0**	
Total	**108,972**	**18,162**	**49,643**	**2,578**	**179,355**	7.60

Data source: ARCOS (2006-2014) and Defendant Distribution Data (Walgreens 1/2006 - 3/2014)

Lucky Pharmacy #755 (3/2007 to 2/2017)
DEA: FS0163737
1515 Sloat Blvd
San Francisco, CA 94132

Anda, Inc Hydrocodone Shipments to Lucky Pharmacy #755

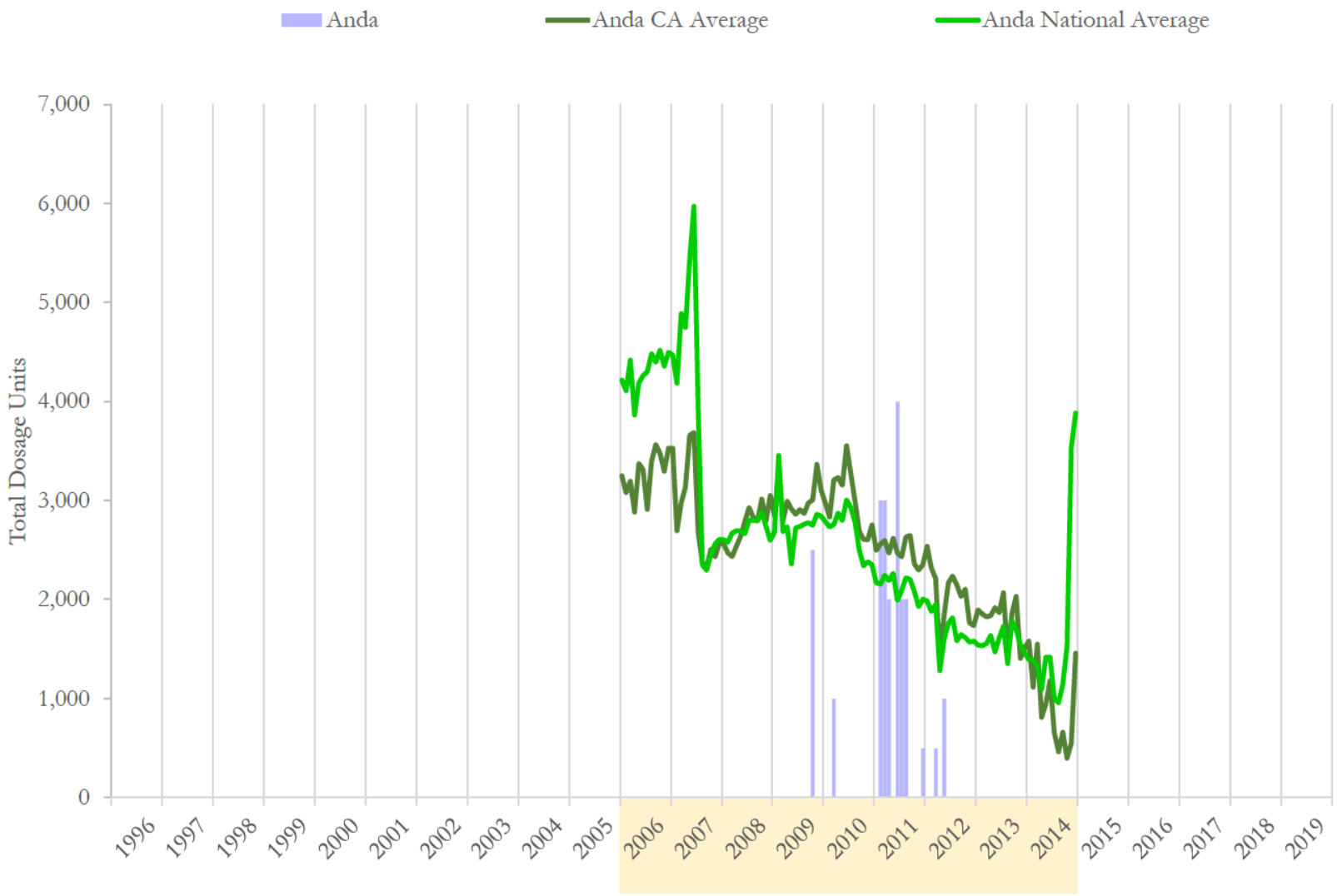

National and state averages reflect hydrocodone shipped from Anda, Inc to all active pharmacies each month.
Data source: ARCOS (2006-2014) and Defendant Distribution Data (Anda 12/1996 - 1/2015)

Lucky Pharmacy #755 (3/2007 to 2/2017)
DEA: FS0163737
1515 Sloat Blvd
San Francisco, CA 94132

Anda, Inc Hydrocodone Shipments to Lucky Pharmacy #755

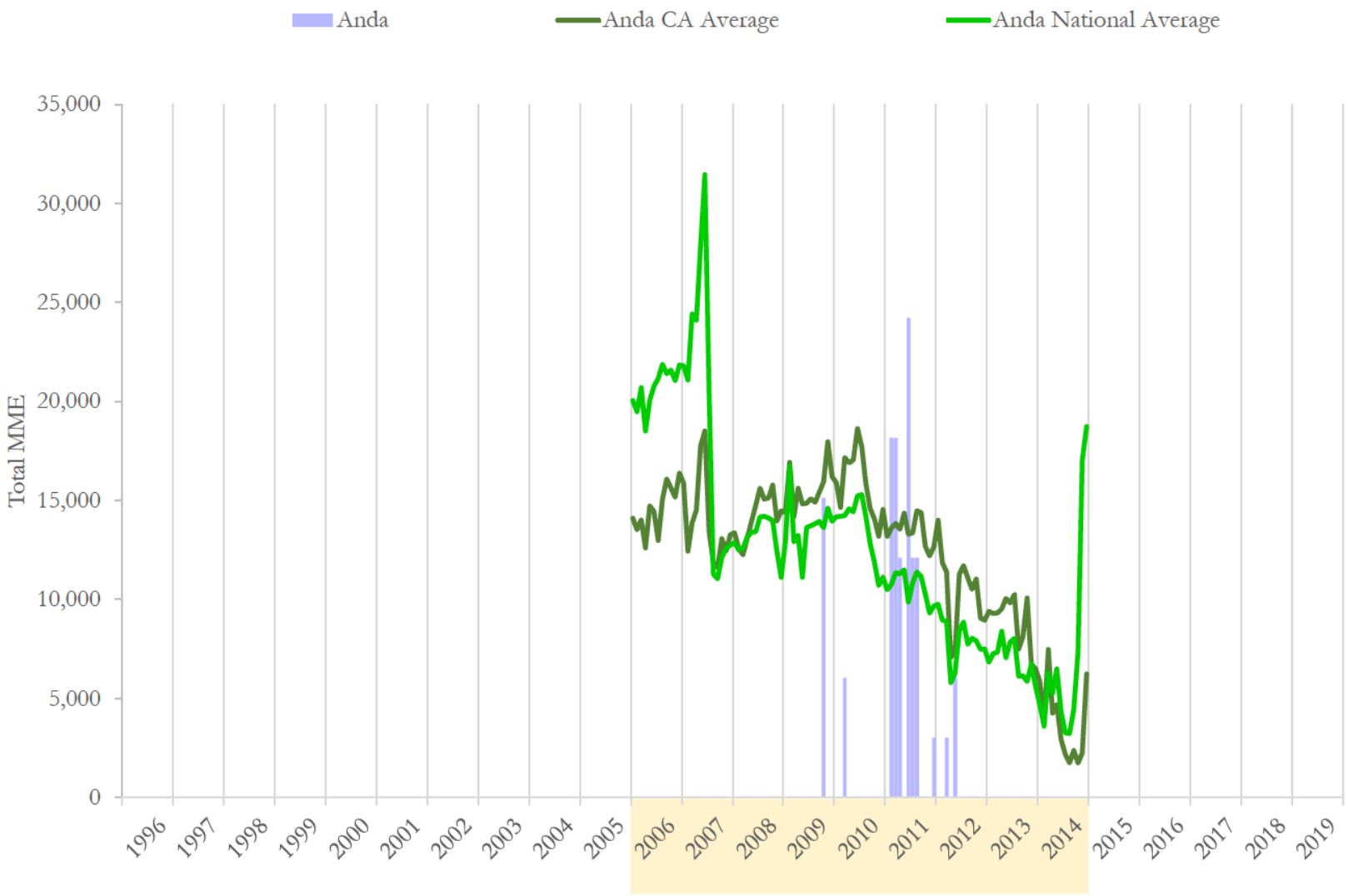

National and state averages reflect hydrocodone shipped from Anda, Inc to all active pharmacies each month.
Data source: ARCOS (2006-2014) and Defendant Distribution Data (Anda 12/1996 - 1/2015)

Lucky Pharmacy #755 (3/2007 to 2/2017)
DEA: FS0163737
1515 Sloat Blvd
San Francisco, CA 94132

Anda, Inc Hydrocodone Shipments to Lucky Pharmacy #755

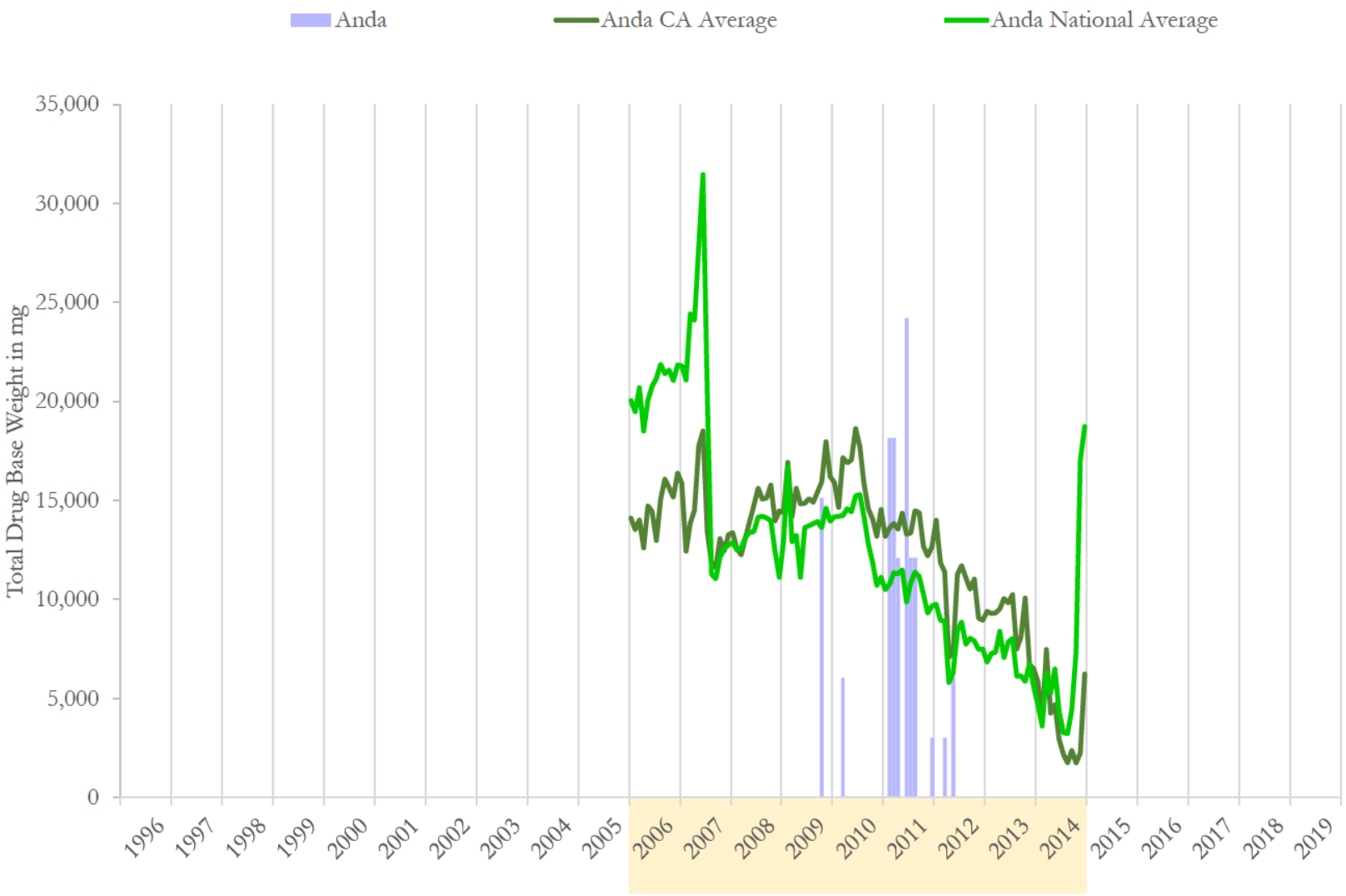

National and state averages reflect hydrocodone shipped from Anda, Inc to all active pharmacies each month.
Data source: ARCOS (2006-2014) and Defendant Distribution Data (Anda 12/1996 - 1/2015)

Lucky Pharmacy #755 (3/2007 to 2/2017)
DEA: FS0163737
1515 Sloat Blvd
San Francisco, CA 94132

Anda, Inc Hydrocodone Shipments to Lucky Pharmacy #755

	Dosage Units		MME		Drug Base Weight in mg	
Date	Anda	% Change	Anda	% Change	Anda	% Change
01/2008	0	n/a	0	n/a	0	n/a
02/2008	0	n/a	0	n/a	0	n/a
03/2008	0	n/a	0	n/a	0	n/a
04/2008	0	n/a	0	n/a	0	n/a
05/2008	0	n/a	0	n/a	0	n/a
06/2008	0	n/a	0	n/a	0	n/a
07/2008	0	n/a	0	n/a	0	n/a
08/2008	0	n/a	0	n/a	0	n/a
09/2008	0	n/a	0	n/a	0	n/a
10/2008	0	n/a	0	n/a	0	n/a
11/2008	0	n/a	0	n/a	0	n/a
12/2008	0	n/a	0	n/a	0	n/a
01/2009	0	n/a	0	n/a	0	n/a
02/2009	0	n/a	0	n/a	0	n/a
03/2009	0	n/a	0	n/a	0	n/a
04/2009	0	n/a	0	n/a	0	n/a
05/2009	0	n/a	0	n/a	0	n/a
06/2009	0	n/a	0	n/a	0	n/a
07/2009	0	n/a	0	n/a	0	n/a
08/2009	0	n/a	0	n/a	0	n/a
09/2009	0	n/a	0	n/a	0	n/a
10/2009	2,500	n/a	15,135	n/a	15,135	n/a
11/2009	0	-100.0%	0	-100.0%	0	-100.0%
12/2009	0	n/a	0	n/a	0	n/a

Data source: ARCOS (2006-2014) and Defendant Distribution Data (Anda 12/1996 - 1/2015)

Lucky Pharmacy #755 (3/2007 to 2/2017)
DEA: FS0163737
1515 Sloat Blvd
San Francisco, CA 94132

Anda, Inc Hydrocodone Shipments to Lucky Pharmacy #755

	Dosage Units		MME		Drug Base Weight in mg	
Date	Anda	% Change	Anda	% Change	Anda	% Change
01/2010	0	n/a	0	n/a	0	n/a
02/2010	0	n/a	0	n/a	0	n/a
03/2010	1,000	n/a	6,054	n/a	6,054	n/a
04/2010	0	-100.0%	0	-100.0%	0	-100.0%
05/2010	0	n/a	0	n/a	0	n/a
06/2010	0	n/a	0	n/a	0	n/a
07/2010	0	n/a	0	n/a	0	n/a
08/2010	0	n/a	0	n/a	0	n/a
09/2010	0	n/a	0	n/a	0	n/a
10/2010	0	n/a	0	n/a	0	n/a
11/2010	0	n/a	0	n/a	0	n/a
12/2010	0	n/a	0	n/a	0	n/a
01/2011	0	n/a	0	n/a	0	n/a
02/2011	3,000	n/a	18,162	n/a	18,162	n/a
03/2011	3,000	0.0%	18,162	0.0%	18,162	0.0%
04/2011	2,000	-33.3%	12,108	-33.3%	12,108	-33.3%
05/2011	0	-100.0%	0	-100.0%	0	-100.0%
06/2011	4,000	n/a	24,216	n/a	24,216	n/a
07/2011	2,000	-50.0%	12,108	-50.0%	12,108	-50.0%
08/2011	2,000	0.0%	12,108	0.0%	12,108	0.0%
09/2011	0	-100.0%	0	-100.0%	0	-100.0%
10/2011	0	n/a	0	n/a	0	n/a
11/2011	0	n/a	0	n/a	0	n/a
12/2011	500	n/a	3,027	n/a	3,027	n/a

Data source: ARCOS (2006-2014) and Defendant Distribution Data (Anda 12/1996 - 1/2015)

Lucky Pharmacy #755 (3/2007 to 2/2017)
DEA: FS0163737
1515 Sloat Blvd
San Francisco, CA 94132

Anda, Inc Hydrocodone Shipments to Lucky Pharmacy #755

	Dosage Units		MME		Drug Base Weight in mg	
Date	Anda	% Change	Anda	% Change	Anda	% Change
01/2012	0	-100.0%	0	-100.0%	0	-100.0%
02/2012	0	n/a	0	n/a	0	n/a
03/2012	500	n/a	3,027	n/a	3,027	n/a
04/2012	0	-100.0%	0	-100.0%	0	-100.0%
05/2012	1,000	n/a	6,054	n/a	6,054	n/a
06/2012	0	-100.0%	0	-100.0%	0	-100.0%
07/2012	0	n/a	0	n/a	0	n/a
08/2012	0	n/a	0	n/a	0	n/a
09/2012	0	n/a	0	n/a	0	n/a
10/2012	0	n/a	0	n/a	0	n/a
11/2012	0	n/a	0	n/a	0	n/a
12/2012	0	n/a	0	n/a	0	n/a
01/2013	0	n/a	0	n/a	0	n/a
02/2013	0	n/a	0	n/a	0	n/a
03/2013	0	n/a	0	n/a	0	n/a
04/2013	0	n/a	0	n/a	0	n/a
05/2013	0	n/a	0	n/a	0	n/a
06/2013	0	n/a	0	n/a	0	n/a
07/2013	0	n/a	0	n/a	0	n/a
08/2013	0	n/a	0	n/a	0	n/a
09/2013	0	n/a	0	n/a	0	n/a
10/2013	0	n/a	0	n/a	0	n/a
11/2013	0	n/a	0	n/a	0	n/a
12/2013	0	n/a	0	n/a	0	n/a

Data source: ARCOS (2006-2014) and Defendant Distribution Data (Anda 12/1996 - 1/2015)

Lucky Pharmacy #755 (3/2007 to 2/2017)
DEA: FS0163737
1515 Sloat Blvd
San Francisco, CA 94132

Anda, Inc Hydrocodone Shipments to Lucky Pharmacy #755

	Dosage Units		MME		Drug Base Weight in mg	
Date	**Anda**	**% Change**	**Anda**	**% Change**	**Anda**	**% Change**
1996	0		0		0	
1997	0	n/a	0	n/a	0	n/a
1998	0	n/a	0	n/a	0	n/a
1999	0	n/a	0	n/a	0	n/a
2000	0	n/a	0	n/a	0	n/a
2001	0	n/a	0	n/a	0	n/a
2002	0	n/a	0	n/a	0	n/a
2003	0	n/a	0	n/a	0	n/a
2004	0	n/a	0	n/a	0	n/a
2005	0	n/a	0	n/a	0	n/a
2006	0	n/a	0	n/a	0	n/a
2007	0	n/a	0	n/a	0	n/a
2008	0	n/a	0	n/a	0	n/a
2009	2,500	n/a	15,135	n/a	15,135	n/a
2010	1,000	-60.0%	6,054	-60.0%	6,054	-60.0%
2011	16,500	1550.0%	99,891	1550.0%	99,891	1550.0%
2012	1,500	-90.9%	9,081	-90.9%	9,081	-90.9%
2013	0	-100.0%	0	-100.0%	0	-100.0%
2014	0	n/a	0	n/a	0	n/a
2015	0	n/a	0	n/a	0	n/a
2016	0	n/a	0	n/a	0	n/a
2017	0	n/a	0	n/a	0	n/a
2018	0	n/a	0	n/a	0	n/a
2019	0	n/a	0	n/a	0	n/a
Total	**21,500**		**130,161**		**130,161**	

Data source: ARCOS (2006-2014) and Defendant Distribution Data (Anda 12/1996 - 1/2015)

Lucky Pharmacy #755 (3/2007 to 2/2017)
DEA: FS0163737
1515 Sloat Blvd
San Francisco, CA 94132

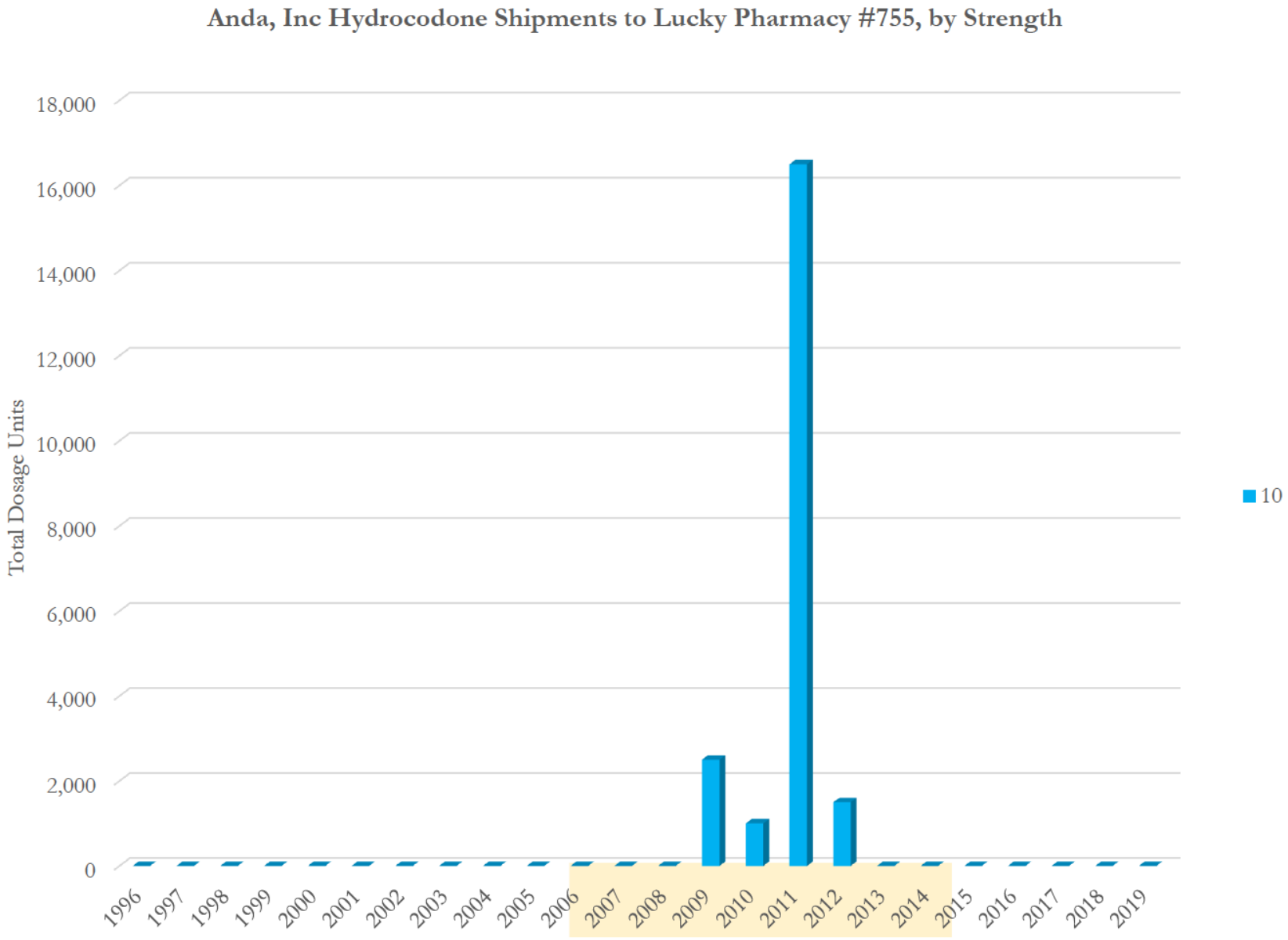

Data source: ARCOS (2006-2014) and Defendant Distribution Data (Anda 12/1996 - 1/2015)

Lucky Pharmacy #755 (3/2007 to 2/2017)
DEA: FS0163737
1515 Sloat Blvd
San Francisco, CA 94132

Anda, Inc Hydrocodone Shipments to Lucky Pharmacy #755, by Strength

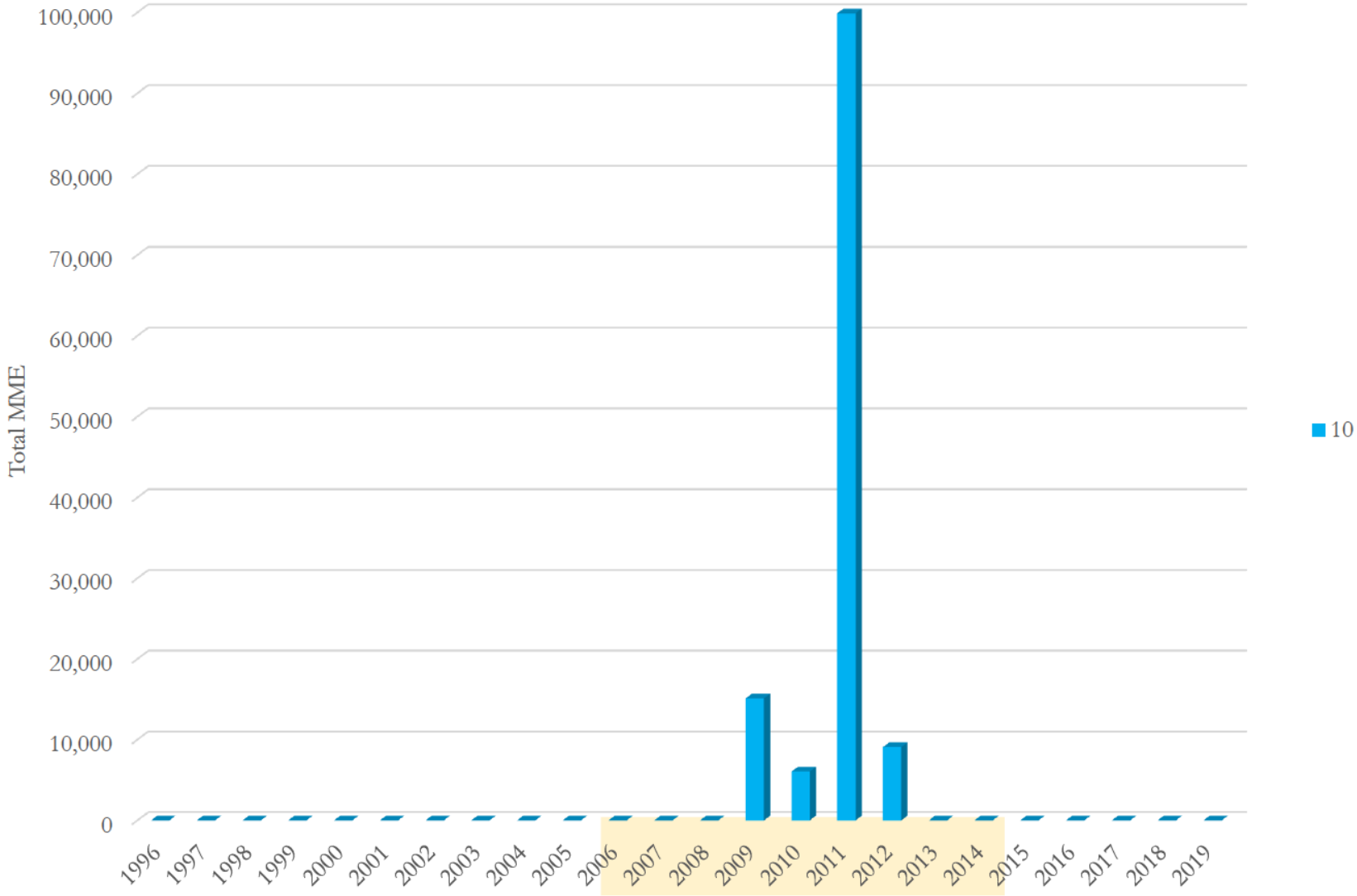

Data source: ARCOS (2006-2014) and Defendant Distribution Data (Anda 12/1996 - 1/2015)

Lucky Pharmacy #755 (3/2007 to 2/2017)
DEA: FS0163737
1515 Sloat Blvd
San Francisco, CA 94132

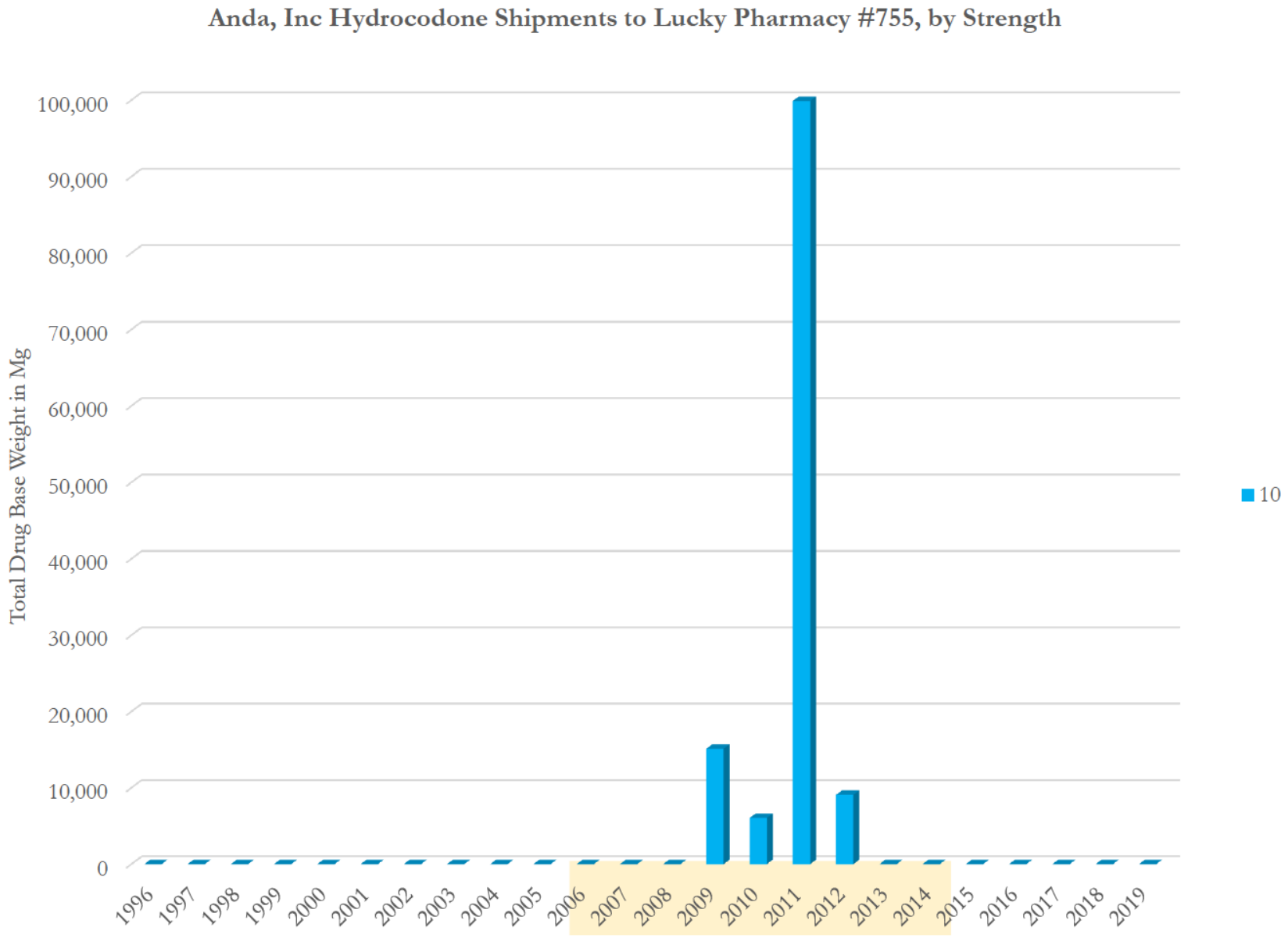

Data source: ARCOS (2006-2014) and Defendant Distribution Data (Anda 12/1996 - 1/2015)

Anda, Inc Hydrocodone Shipments to Lucky Pharmacy #755, by Strength
(Total Dosage Units)

Strength Year\	10	Total	Avg. Str
1996	0	**0**	
1997	0	**0**	
1998	0	**0**	
1999	0	**0**	
2000	0	**0**	
2001	0	**0**	
2002	0	**0**	
2003	0	**0**	
2004	0	**0**	
2005	0	**0**	
2006	0	**0**	
2007	0	**0**	
2008	0	**0**	
2009	2,500	**2,500**	10.00
2010	1,000	**1,000**	10.00
2011	16,500	**16,500**	10.00
2012	1,500	**1,500**	10.00
2013	0	**0**	
2014	0	**0**	
2015	0	**0**	
2016	0	**0**	
2017	0	**0**	
2018	0	**0**	
2019	0	**0**	
Total	**21,500**	**21,500**	10.00

Data source: ARCOS (2006-2014) and Defendant Distribution Data (Anda 12/1996 - 1/2015)

Lucky Pharmacy #755 (3/2007 to 2/2017)
DEA: FS0163737
1515 Sloat Blvd
San Francisco, CA 94132

Anda, Inc Hydrocodone Shipments to Lucky Pharmacy #755, by Strength (Total MME)

Strength Year\	10	Total	Avg. Str
1996	0	**0**	
1997	0	**0**	
1998	0	**0**	
1999	0	**0**	
2000	0	**0**	
2001	0	**0**	
2002	0	**0**	
2003	0	**0**	
2004	0	**0**	
2005	0	**0**	
2006	0	**0**	
2007	0	**0**	
2008	0	**0**	
2009	15,135	**15,135**	10.00
2010	6,054	**6,054**	10.00
2011	99,891	**99,891**	10.00
2012	9,081	**9,081**	10.00
2013	0	**0**	
2014	0	**0**	
2015	0	**0**	
2016	0	**0**	
2017	0	**0**	
2018	0	**0**	
2019	0	**0**	
Total	**130,161**	**130,161**	10.00

Data source: ARCOS (2006-2014) and Defendant Distribution Data (Anda 12/1996 - 1/2015)

Anda, Inc Hydrocodone Shipments to Lucky Pharmacy #755, by Strength
(Total Drug Base Weight in Milligram)

Strength Year\	10	Total	Avg. Str
1996	0	**0**	
1997	0	**0**	
1998	0	**0**	
1999	0	**0**	
2000	0	**0**	
2001	0	**0**	
2002	0	**0**	
2003	0	**0**	
2004	0	**0**	
2005	0	**0**	
2006	0	**0**	
2007	0	**0**	
2008	0	**0**	
2009	15,135	**15,135**	10.00
2010	6,054	**6,054**	10.00
2011	99,891	**99,891**	10.00
2012	9,081	**9,081**	10.00
2013	0	**0**	
2014	0	**0**	
2015	0	**0**	
2016	0	**0**	
2017	0	**0**	
2018	0	**0**	
2019	0	**0**	
Total	**130,161**	**130,161**	10.00

Data source: ARCOS (2006-2014) and Defendant Distribution Data (Anda 12/1996 - 1/2015)

Ace Pharmacy (6/2002 to 4/2014)
DEA: AA1562378
2505 Noriega Street
San Francisco, CA 94122

Anda, Inc Hydrocodone Shipments to Ace Pharmacy

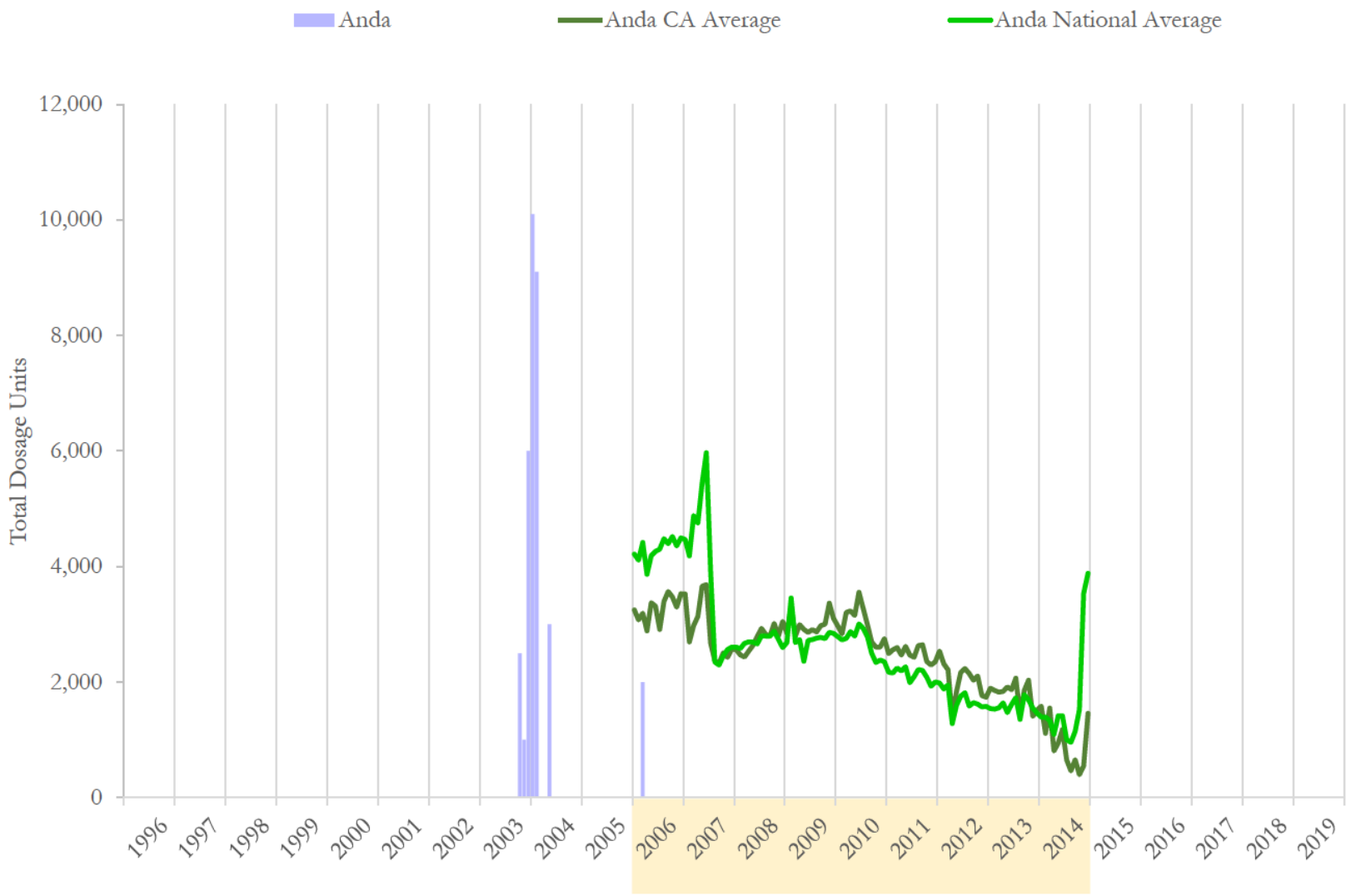

National and state averages reflect hydrocodone shipped from Anda, Inc to all active pharmacies each month.
Data source: ARCOS (2006-2014) and Defendant Distribution Data (Anda 12/1996 - 1/2015)

Ace Pharmacy (6/2002 to 4/2014)
DEA: AA1562378
2505 Noriega Street
San Francisco, CA 94122

Anda, Inc Hydrocodone Shipments to Ace Pharmacy

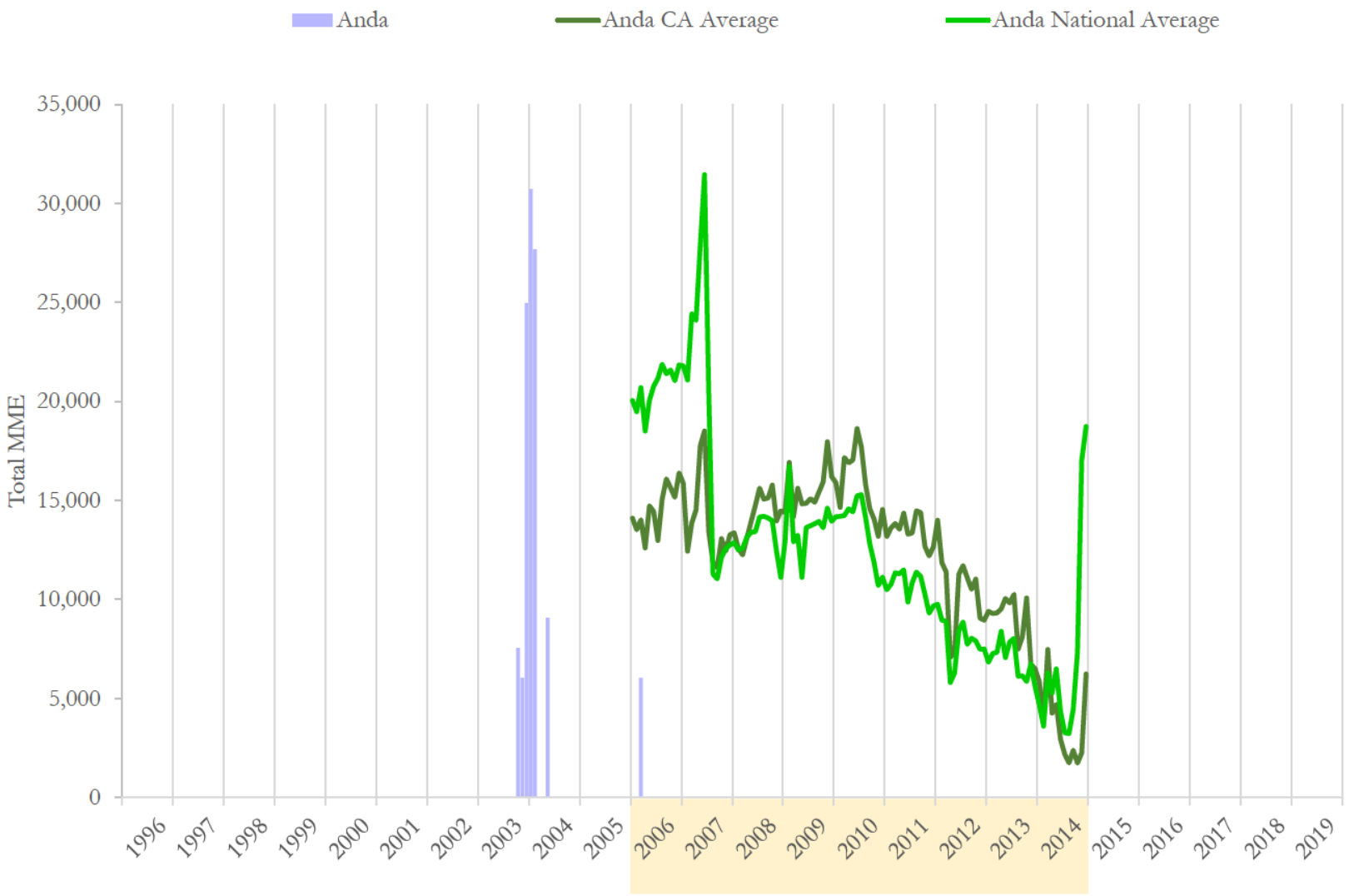

National and state averages reflect hydrocodone shipped from Anda, Inc to all active pharmacies each month.
Data source: ARCOS (2006-2014) and Defendant Distribution Data (Anda 12/1996 - 1/2015)

Ace Pharmacy (6/2002 to 4/2014)
DEA: AA1562378
2505 Noriega Street
San Francisco, CA 94122

Anda, Inc Hydrocodone Shipments to Ace Pharmacy

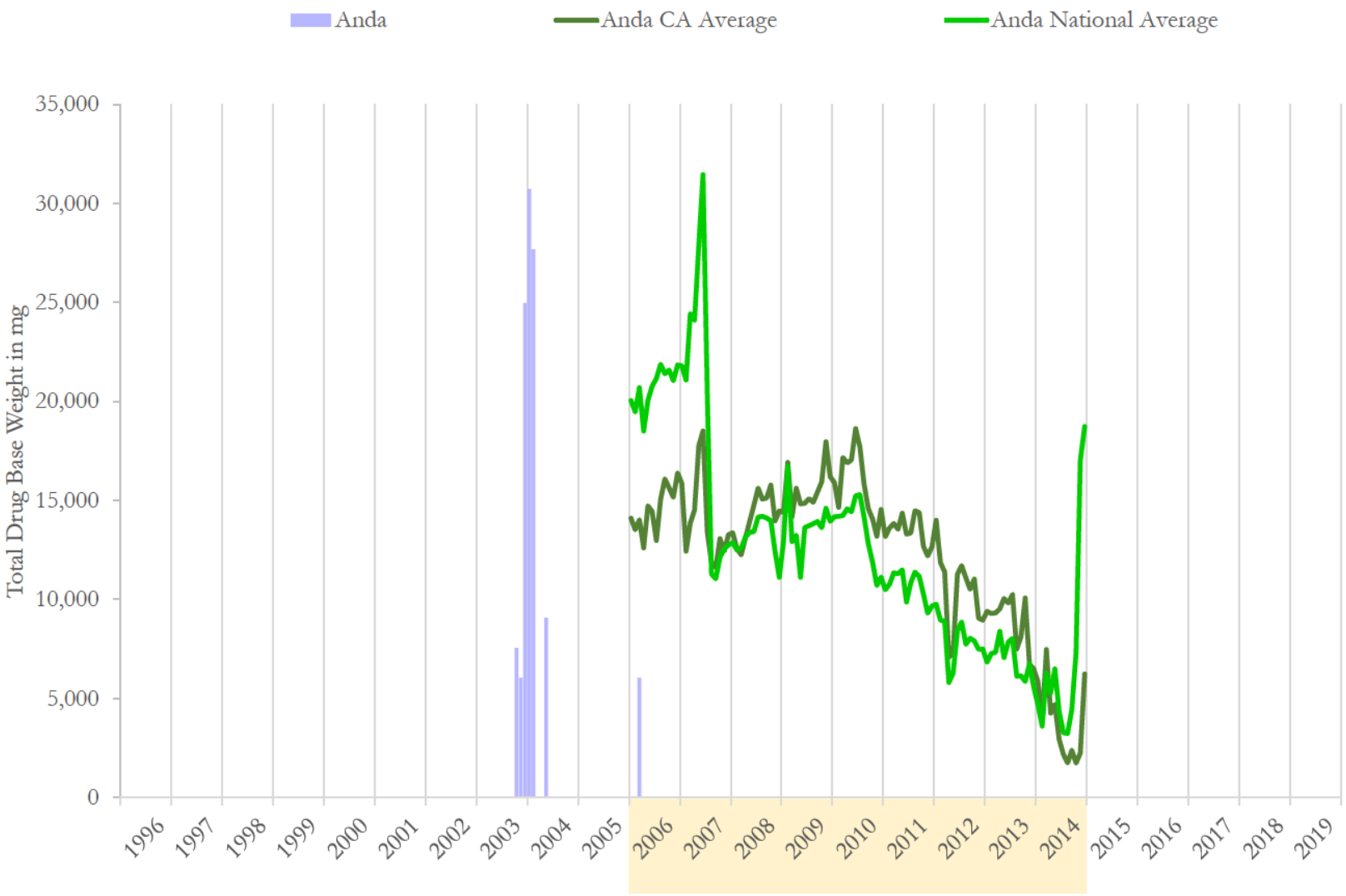

National and state averages reflect hydrocodone shipped from Anda, Inc to all active pharmacies each month.
Data source: ARCOS (2006-2014) and Defendant Distribution Data (Anda 12/1996 - 1/2015)

Ace Pharmacy (6/2002 to 4/2014)
DEA: AA1562378
2505 Noriega Street
San Francisco, CA 94122

Anda, Inc Hydrocodone Shipments to Ace Pharmacy

	Dosage Units		MME		Drug Base Weight in mg	
Date	Anda	% Change	Anda	% Change	Anda	% Change
01/2002	0	n/a	0	n/a	0	n/a
02/2002	0	n/a	0	n/a	0	n/a
03/2002	0	n/a	0	n/a	0	n/a
04/2002	0	n/a	0	n/a	0	n/a
05/2002	0	n/a	0	n/a	0	n/a
06/2002	0	n/a	0	n/a	0	n/a
07/2002	0	n/a	0	n/a	0	n/a
08/2002	0	n/a	0	n/a	0	n/a
09/2002	0	n/a	0	n/a	0	n/a
10/2002	0	n/a	0	n/a	0	n/a
11/2002	0	n/a	0	n/a	0	n/a
12/2002	0	n/a	0	n/a	0	n/a
01/2003	0	n/a	0	n/a	0	n/a
02/2003	0	n/a	0	n/a	0	n/a
03/2003	0	n/a	0	n/a	0	n/a
04/2003	0	n/a	0	n/a	0	n/a
05/2003	0	n/a	0	n/a	0	n/a
06/2003	0	n/a	0	n/a	0	n/a
07/2003	0	n/a	0	n/a	0	n/a
08/2003	0	n/a	0	n/a	0	n/a
09/2003	0	n/a	0	n/a	0	n/a
10/2003	2,500	n/a	7,568	n/a	7,568	n/a
11/2003	1,000	-60.0%	6,054	-20.0%	6,054	-20.0%
12/2003	6,000	500.0%	24,973	312.5%	24,973	312.5%

Data source: ARCOS (2006-2014) and Defendant Distribution Data (Anda 12/1996 - 1/2015)

Ace Pharmacy (6/2002 to 4/2014)
DEA: AA1562378
2505 Noriega Street
San Francisco, CA 94122

Anda, Inc Hydrocodone Shipments to Ace Pharmacy

	Dosage Units		MME		Drug Base Weight in mg	
Date	Anda	% Change	Anda	% Change	Anda	% Change
01/2004	10,100	68.3%	30,724	23.0%	30,724	23.0%
02/2004	9,100	-9.9%	27,697	-9.9%	27,697	-9.9%
03/2004	0	-100.0%	0	-100.0%	0	-100.0%
04/2004	0	n/a	0	n/a	0	n/a
05/2004	3,000	n/a	9,081	n/a	9,081	n/a
06/2004	0	-100.0%	0	-100.0%	0	-100.0%
07/2004	0	n/a	0	n/a	0	n/a
08/2004	0	n/a	0	n/a	0	n/a
09/2004	0	n/a	0	n/a	0	n/a
10/2004	0	n/a	0	n/a	0	n/a
11/2004	0	n/a	0	n/a	0	n/a
12/2004	0	n/a	0	n/a	0	n/a
01/2005	0	n/a	0	n/a	0	n/a
02/2005	0	n/a	0	n/a	0	n/a
03/2005	0	n/a	0	n/a	0	n/a
04/2005	0	n/a	0	n/a	0	n/a
05/2005	0	n/a	0	n/a	0	n/a
06/2005	0	n/a	0	n/a	0	n/a
07/2005	0	n/a	0	n/a	0	n/a
08/2005	0	n/a	0	n/a	0	n/a
09/2005	0	n/a	0	n/a	0	n/a
10/2005	0	n/a	0	n/a	0	n/a
11/2005	0	n/a	0	n/a	0	n/a
12/2005	0	n/a	0	n/a	0	n/a

Data source: ARCOS (2006-2014) and Defendant Distribution Data (Anda 12/1996 - 1/2015)

Ace Pharmacy (6/2002 to 4/2014)
DEA: AA1562378
2505 Noriega Street
San Francisco, CA 94122

Anda, Inc Hydrocodone Shipments to Ace Pharmacy

	Dosage Units		MME		Drug Base Weight in mg	
Date	Anda	% Change	Anda	% Change	Anda	% Change
01/2006	0	n/a	0	n/a	0	n/a
02/2006	0	n/a	0	n/a	0	n/a
03/2006	2,000	n/a	6,054	n/a	6,054	n/a
04/2006	0	-100.0%	0	-100.0%	0	-100.0%
05/2006	0	n/a	0	n/a	0	n/a
06/2006	0	n/a	0	n/a	0	n/a
07/2006	0	n/a	0	n/a	0	n/a
08/2006	0	n/a	0	n/a	0	n/a
09/2006	0	n/a	0	n/a	0	n/a
10/2006	0	n/a	0	n/a	0	n/a
11/2006	0	n/a	0	n/a	0	n/a
12/2006	0	n/a	0	n/a	0	n/a
01/2007	0	n/a	0	n/a	0	n/a
02/2007	0	n/a	0	n/a	0	n/a
03/2007	0	n/a	0	n/a	0	n/a
04/2007	0	n/a	0	n/a	0	n/a
05/2007	0	n/a	0	n/a	0	n/a
06/2007	0	n/a	0	n/a	0	n/a
07/2007	0	n/a	0	n/a	0	n/a
08/2007	0	n/a	0	n/a	0	n/a
09/2007	0	n/a	0	n/a	0	n/a
10/2007	0	n/a	0	n/a	0	n/a
11/2007	0	n/a	0	n/a	0	n/a
12/2007	0	n/a	0	n/a	0	n/a

Data source: ARCOS (2006-2014) and Defendant Distribution Data (Anda 12/1996 - 1/2015)

Ace Pharmacy (6/2002 to 4/2014)
DEA: AA1562378
2505 Noriega Street
San Francisco, CA 94122

Anda, Inc Hydrocodone Shipments to Ace Pharmacy

	Dosage Units		MME		Drug Base Weight in mg	
Date	Anda	% Change	Anda	% Change	Anda	% Change
1996	0		0		0	
1997	0	n/a	0	n/a	0	n/a
1998	0	n/a	0	n/a	0	n/a
1999	0	n/a	0	n/a	0	n/a
2000	0	n/a	0	n/a	0	n/a
2001	0	n/a	0	n/a	0	n/a
2002	0	n/a	0	n/a	0	n/a
2003	9,500	n/a	38,594	n/a	38,594	n/a
2004	22,200	133.7%	67,502	74.9%	67,502	74.9%
2005	0	-100.0%	0	-100.0%	0	-100.0%
2006	2,000	n/a	6,054	n/a	6,054	n/a
2007	0	-100.0%	0	-100.0%	0	-100.0%
2008	0	n/a	0	n/a	0	n/a
2009	0	n/a	0	n/a	0	n/a
2010	0	n/a	0	n/a	0	n/a
2011	0	n/a	0	n/a	0	n/a
2012	0	n/a	0	n/a	0	n/a
2013	0	n/a	0	n/a	0	n/a
2014	0	n/a	0	n/a	0	n/a
2015	0	n/a	0	n/a	0	n/a
2016	0	n/a	0	n/a	0	n/a
2017	0	n/a	0	n/a	0	n/a
2018	0	n/a	0	n/a	0	n/a
2019	0	n/a	0	n/a	0	n/a
Total	**33,700**		**112,150**		**112,150**	

Data source: ARCOS (2006-2014) and Defendant Distribution Data (Anda 12/1996 - 1/2015)

Ace Pharmacy (6/2002 to 4/2014)
DEA: AA1562378
2505 Noriega Street
San Francisco, CA 94122

Anda, Inc Hydrocodone Shipments to Ace Pharmacy, by Strength

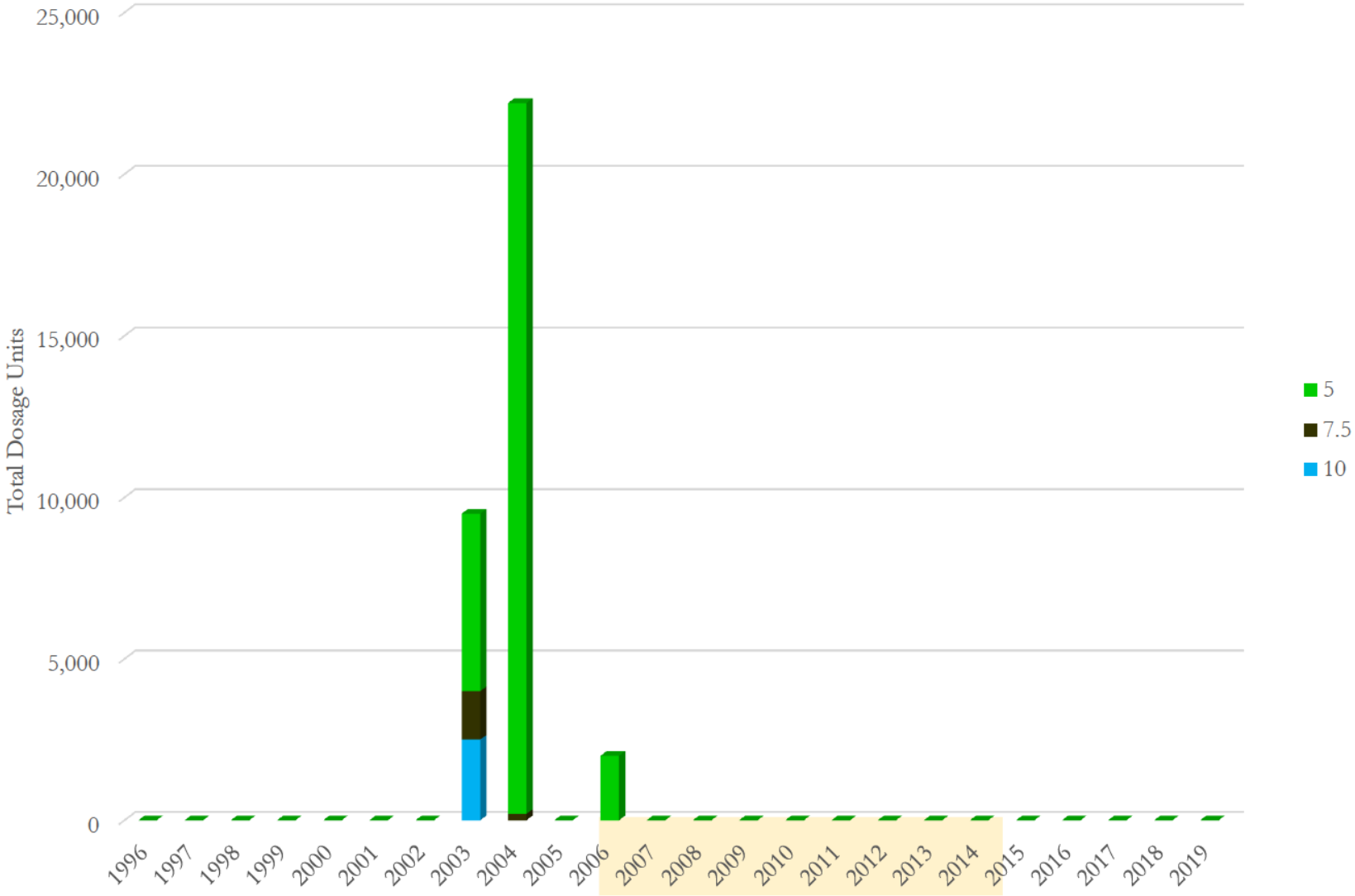

Data source: ARCOS (2006-2014) and Defendant Distribution Data (Anda 12/1996 - 1/2015)

Ace Pharmacy (6/2002 to 4/2014)
DEA: AA1562378
2505 Noriega Street
San Francisco, CA 94122

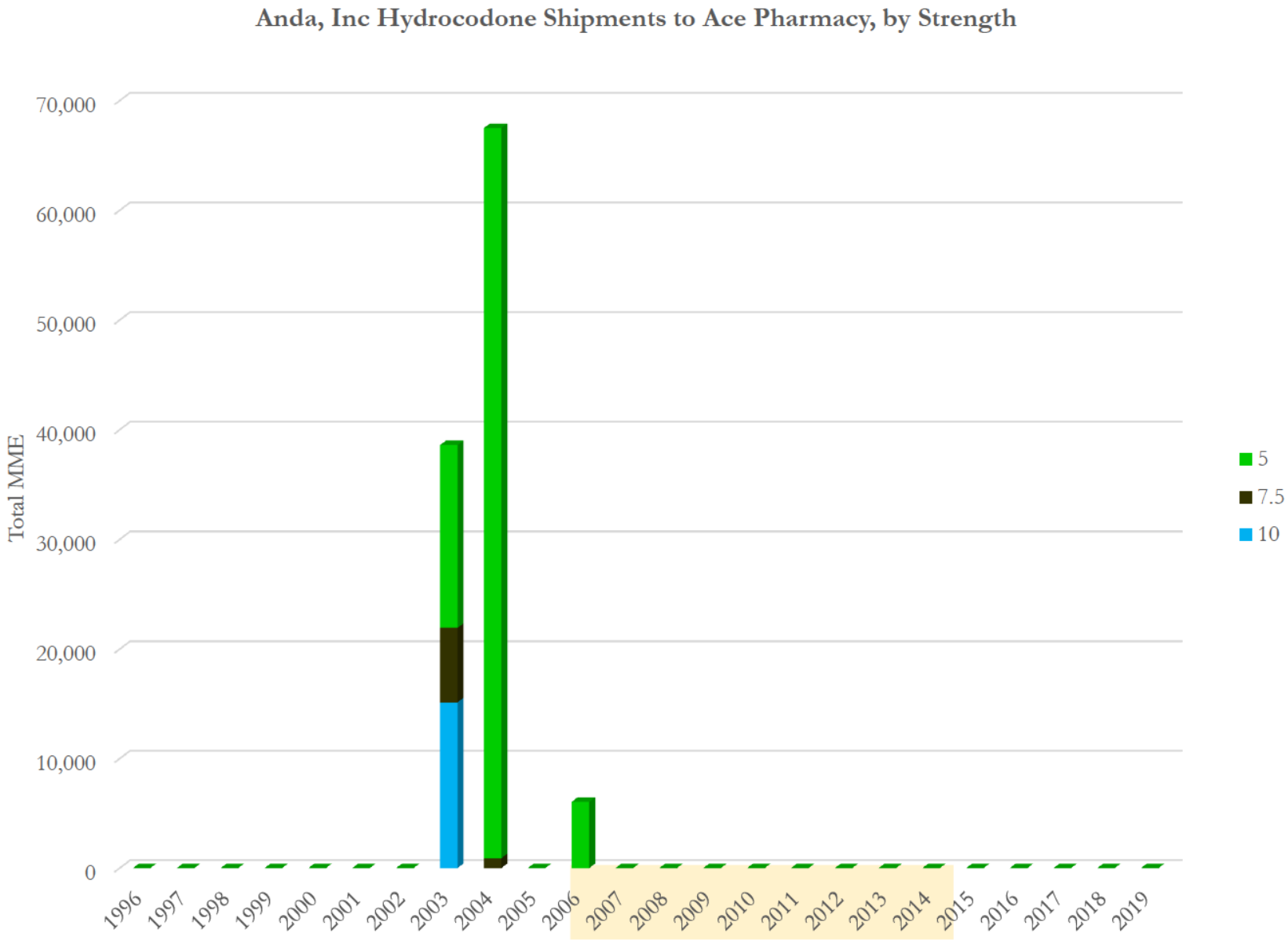

Data source: ARCOS (2006-2014) and Defendant Distribution Data (Anda 12/1996 - 1/2015)

Ace Pharmacy (6/2002 to 4/2014)
DEA: AA1562378
2505 Noriega Street
San Francisco, CA 94122

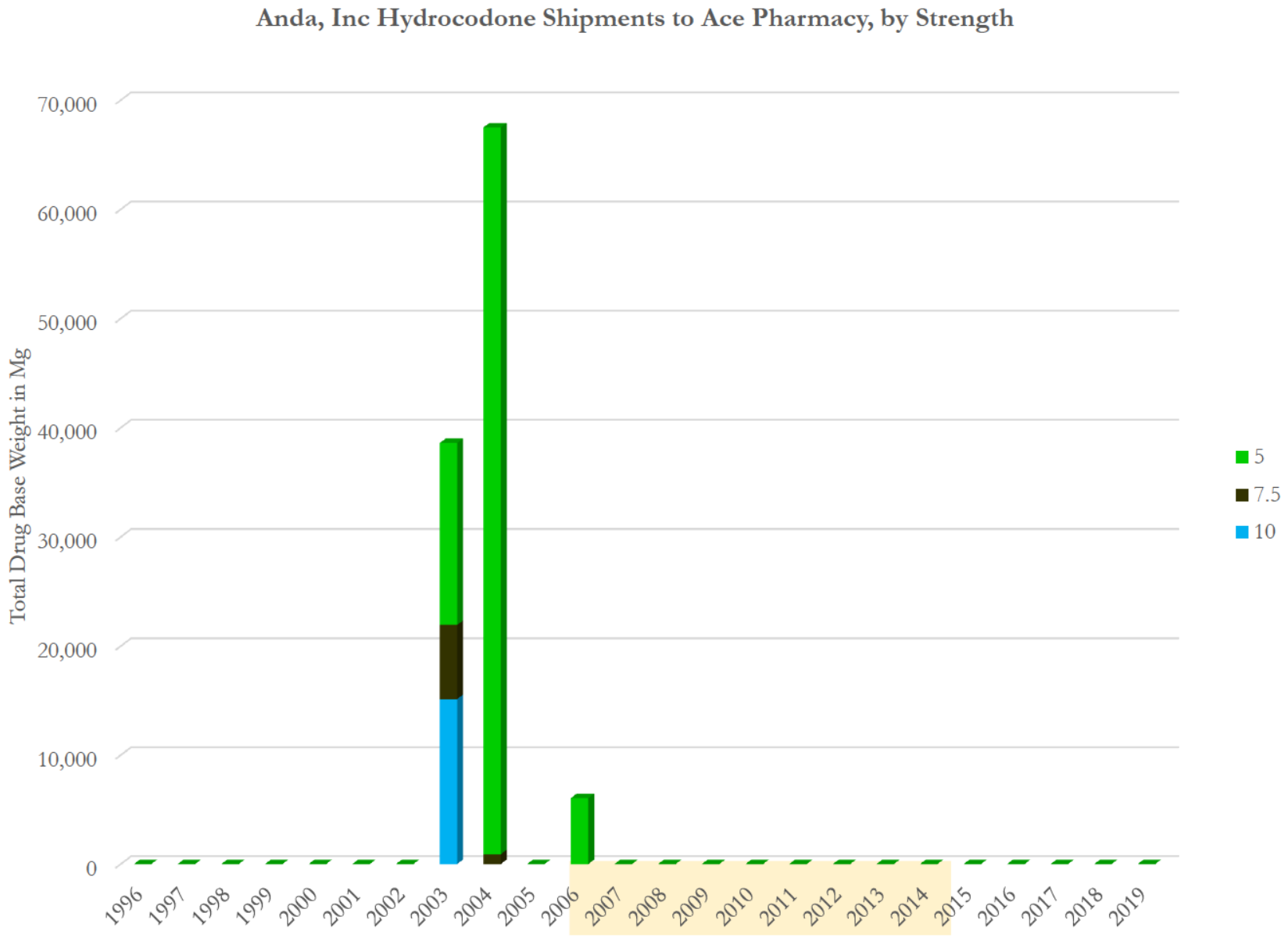

Data source: ARCOS (2006-2014) and Defendant Distribution Data (Anda 12/1996 - 1/2015)

Ace Pharmacy (6/2002 to 4/2014)
DEA: AA1562378
2505 Noriega Street
San Francisco, CA 94122

Anda, Inc Hydrocodone Shipments to Ace Pharmacy, by Strength
(Total Dosage Units)

Strength Year\	10	7.5	5	Total	Avg. Str
1996	0	0	0	**0**	
1997	0	0	0	**0**	
1998	0	0	0	**0**	
1999	0	0	0	**0**	
2000	0	0	0	**0**	
2001	0	0	0	**0**	
2002	0	0	0	**0**	
2003	2,500	1,500	5,500	**9,500**	6.71
2004	0	200	22,000	**22,200**	5.02
2005	0	0	0	**0**	
2006	0	0	2,000	**2,000**	5.00
2007	0	0	0	**0**	
2008	0	0	0	**0**	
2009	0	0	0	**0**	
2010	0	0	0	**0**	
2011	0	0	0	**0**	
2012	0	0	0	**0**	
2013	0	0	0	**0**	
2014	0	0	0	**0**	
2015	0	0	0	**0**	
2016	0	0	0	**0**	
2017	0	0	0	**0**	
2018	0	0	0	**0**	
2019	0	0	0	**0**	
Total	**2,500**	**1,700**	**29,500**	**33,700**	5.50

Data source: ARCOS (2006-2014) and Defendant Distribution Data (Anda 12/1996 - 1/2015)

Ace Pharmacy (6/2002 to 4/2014)
DEA: AA1562378
2505 Noriega Street
San Francisco, CA 94122

Anda, Inc Hydrocodone Shipments to Ace Pharmacy, by Strength (Total MME)

Strength Year\	10	7.5	5	Total	Avg. Str
1996	0	0	0	**0**	
1997	0	0	0	**0**	
1998	0	0	0	**0**	
1999	0	0	0	**0**	
2000	0	0	0	**0**	
2001	0	0	0	**0**	
2002	0	0	0	**0**	
2003	15,135	6,811	16,649	**38,594**	6.71
2004	0	908	66,594	**67,502**	5.02
2005	0	0	0	**0**	
2006	0	0	6,054	**6,054**	5.00
2007	0	0	0	**0**	
2008	0	0	0	**0**	
2009	0	0	0	**0**	
2010	0	0	0	**0**	
2011	0	0	0	**0**	
2012	0	0	0	**0**	
2013	0	0	0	**0**	
2014	0	0	0	**0**	
2015	0	0	0	**0**	
2016	0	0	0	**0**	
2017	0	0	0	**0**	
2018	0	0	0	**0**	
2019	0	0	0	**0**	
Total	**15,135**	**7,719**	**89,297**	**112,150**	5.50

Data source: ARCOS (2006-2014) and Defendant Distribution Data (Anda 12/1996 - 1/2015)

Anda, Inc Hydrocodone Shipments to Ace Pharmacy, by Strength
(Total Drug Base Weight in Milligram)

Strength Year\	10	7.5	5	Total	Avg. Str
1996	0	0	0	**0**	
1997	0	0	0	**0**	
1998	0	0	0	**0**	
1999	0	0	0	**0**	
2000	0	0	0	**0**	
2001	0	0	0	**0**	
2002	0	0	0	**0**	
2003	15,135	6,811	16,649	**38,594**	6.71
2004	0	908	66,594	**67,502**	5.02
2005	0	0	0	**0**	
2006	0	0	6,054	**6,054**	5.00
2007	0	0	0	**0**	
2008	0	0	0	**0**	
2009	0	0	0	**0**	
2010	0	0	0	**0**	
2011	0	0	0	**0**	
2012	0	0	0	**0**	
2013	0	0	0	**0**	
2014	0	0	0	**0**	
2015	0	0	0	**0**	
2016	0	0	0	**0**	
2017	0	0	0	**0**	
2018	0	0	0	**0**	
2019	0	0	0	**0**	
Total	**15,135**	**7,719**	**89,297**	**112,150**	5.50

Data source: ARCOS (2006-2014) and Defendant Distribution Data (Anda 12/1996 - 1/2015)

Evergreen Pharmacy (1/1997 to 11/2008)
DEA: BE0773590
5601 Geary Blvd
San Francisco, CA 94121

Anda, Inc Hydrocodone Shipments to Evergreen Pharmacy

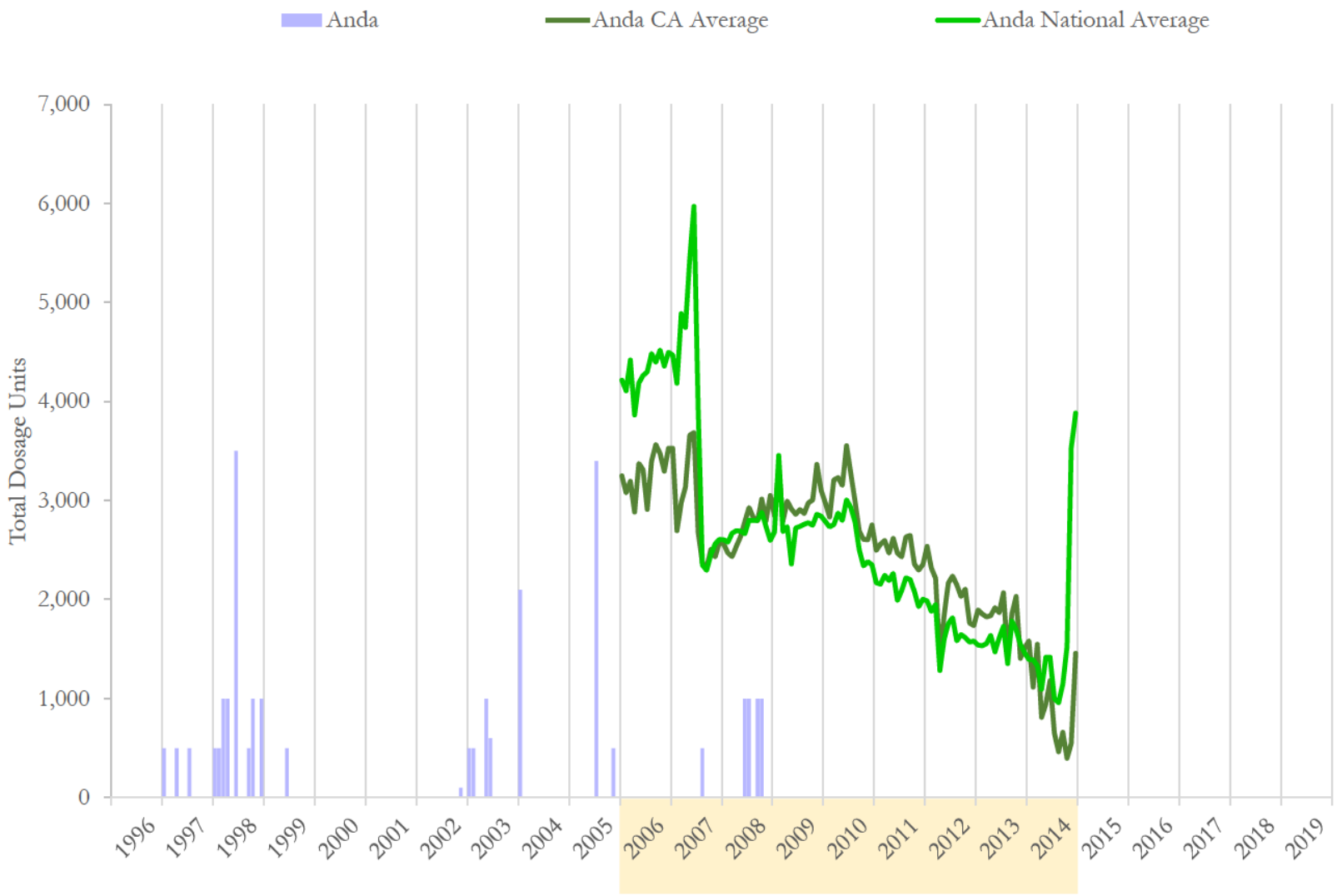

National and state averages reflect hydrocodone shipped from Anda, Inc to all active pharmacies each month.
Data source: ARCOS (2006-2014) and Defendant Distribution Data (Anda 12/1996 - 1/2015)

Evergreen Pharmacy (1/1997 to 11/2008)
DEA: BE0773590
5601 Geary Blvd
San Francisco, CA 94121

Anda, Inc Hydrocodone Shipments to Evergreen Pharmacy

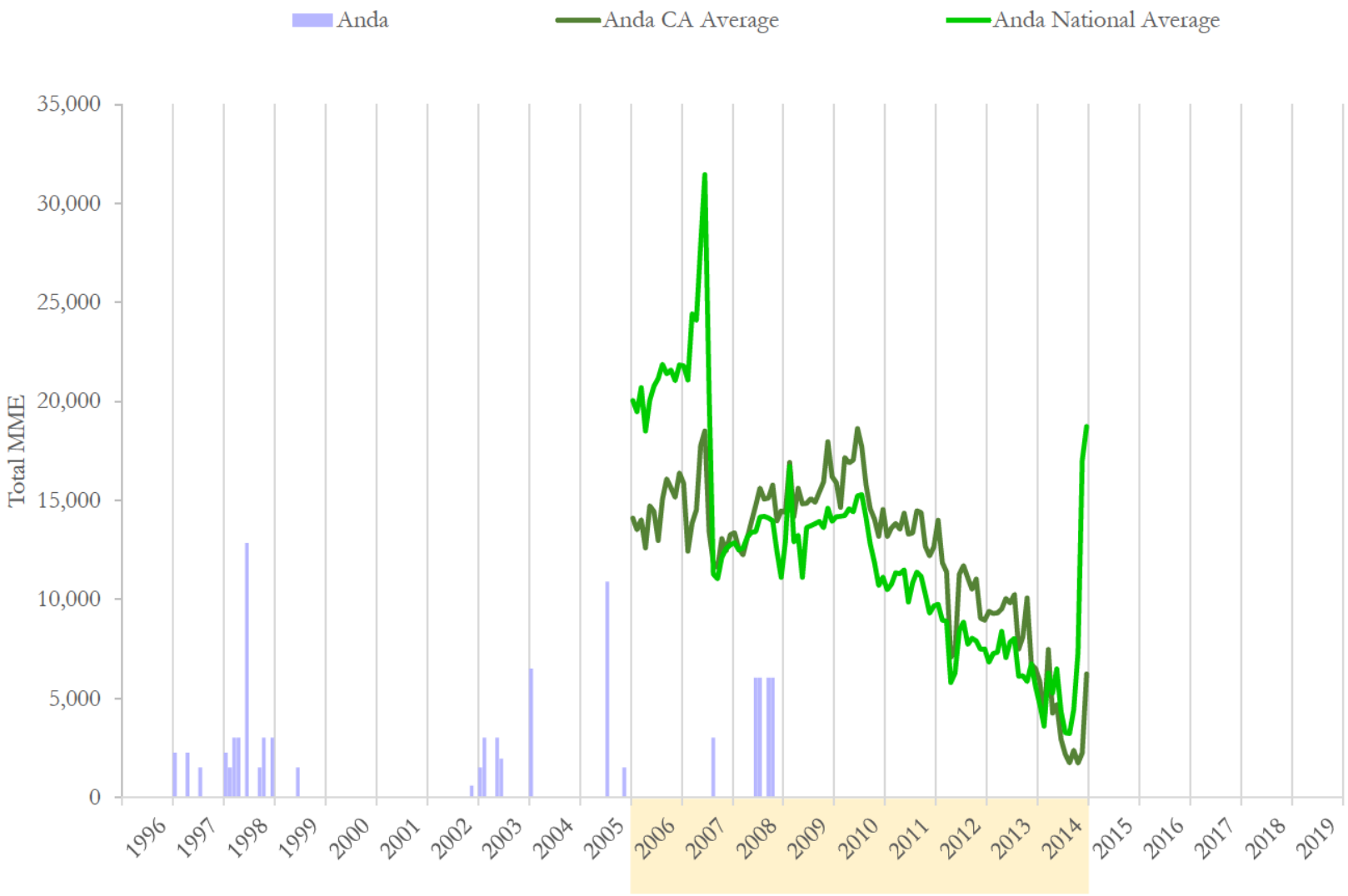

National and state averages reflect hydrocodone shipped from Anda, Inc to all active pharmacies each month.
Data source: ARCOS (2006-2014) and Defendant Distribution Data (Anda 12/1996 - 1/2015)

Evergreen Pharmacy (1/1997 to 11/2008)
DEA: BE0773590
5601 Geary Blvd
San Francisco, CA 94121

Anda, Inc Hydrocodone Shipments to Evergreen Pharmacy

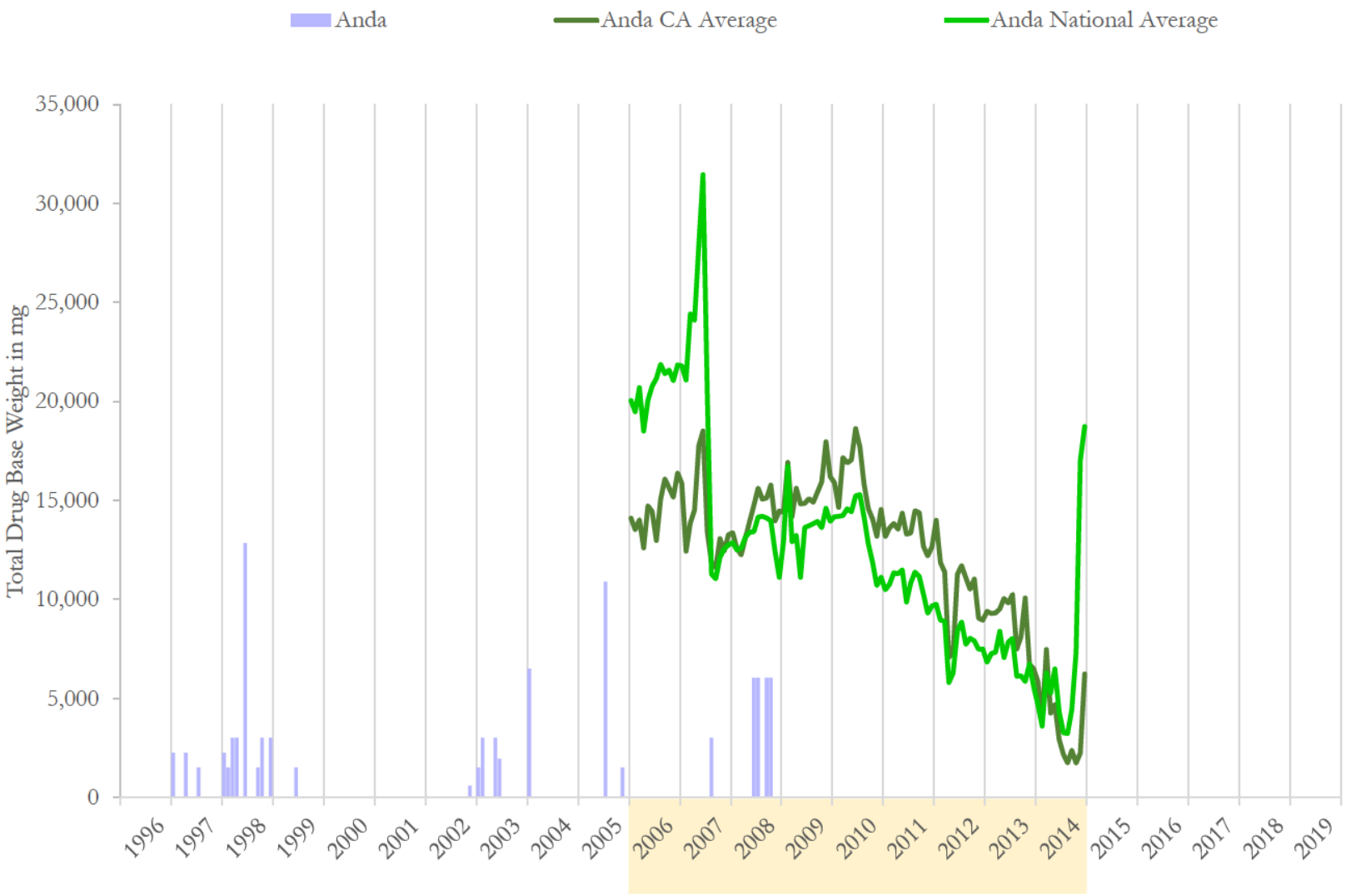

National and state averages reflect hydrocodone shipped from Anda, Inc to all active pharmacies each month.
Data source: ARCOS (2006-2014) and Defendant Distribution Data (Anda 12/1996 - 1/2015)

Evergreen Pharmacy (1/1997 to 11/2008)
DEA: BE0773590
5601 Geary Blvd
San Francisco, CA 94121

Anda, Inc Hydrocodone Shipments to Evergreen Pharmacy

	Dosage Units		MME		Drug Base Weight in mg	
Date	Anda	% Change	Anda	% Change	Anda	% Change
01/1996	0		0		0	
02/1996	0	n/a	0	n/a	0	n/a
03/1996	0	n/a	0	n/a	0	n/a
04/1996	0	n/a	0	n/a	0	n/a
05/1996	0	n/a	0	n/a	0	n/a
06/1996	0	n/a	0	n/a	0	n/a
07/1996	0	n/a	0	n/a	0	n/a
08/1996	0	n/a	0	n/a	0	n/a
09/1996	0	n/a	0	n/a	0	n/a
10/1996	0	n/a	0	n/a	0	n/a
11/1996	0	n/a	0	n/a	0	n/a
12/1996	0	n/a	0	n/a	0	n/a
01/1997	500	n/a	2,270	n/a	2,270	n/a
02/1997	0	-100.0%	0	-100.0%	0	-100.0%
03/1997	0	n/a	0	n/a	0	n/a
04/1997	500	n/a	2,270	n/a	2,270	n/a
05/1997	0	-100.0%	0	-100.0%	0	-100.0%
06/1997	0	n/a	0	n/a	0	n/a
07/1997	500	n/a	1,514	n/a	1,514	n/a
08/1997	0	-100.0%	0	-100.0%	0	-100.0%
09/1997	0	n/a	0	n/a	0	n/a
10/1997	0	n/a	0	n/a	0	n/a
11/1997	0	n/a	0	n/a	0	n/a
12/1997	0	n/a	0	n/a	0	n/a

Data source: ARCOS (2006-2014) and Defendant Distribution Data (Anda 12/1996 - 1/2015)

Evergreen Pharmacy (1/1997 to 11/2008)
DEA: BE0773590
5601 Geary Blvd
San Francisco, CA 94121

Anda, Inc Hydrocodone Shipments to Evergreen Pharmacy

	Dosage Units		MME		Drug Base Weight in mg	
Date	Anda	% Change	Anda	% Change	Anda	% Change
01/1998	500	n/a	2,270	n/a	2,270	n/a
02/1998	500	0.0%	1,514	-33.3%	1,514	-33.3%
03/1998	1,000	100.0%	3,027	100.0%	3,027	100.0%
04/1998	1,000	0.0%	3,027	0.0%	3,027	0.0%
05/1998	0	-100.0%	0	-100.0%	0	-100.0%
06/1998	3,500	n/a	12,865	n/a	12,865	n/a
07/1998	0	-100.0%	0	-100.0%	0	-100.0%
08/1998	0	n/a	0	n/a	0	n/a
09/1998	500	n/a	1,514	n/a	1,514	n/a
10/1998	1,000	100.0%	3,027	100.0%	3,027	100.0%
11/1998	0	-100.0%	0	-100.0%	0	-100.0%
12/1998	1,000	n/a	3,027	n/a	3,027	n/a
01/1999	0	-100.0%	0	-100.0%	0	-100.0%
02/1999	0	n/a	0	n/a	0	n/a
03/1999	0	n/a	0	n/a	0	n/a
04/1999	0	n/a	0	n/a	0	n/a
05/1999	0	n/a	0	n/a	0	n/a
06/1999	500	n/a	1,514	n/a	1,514	n/a
07/1999	0	-100.0%	0	-100.0%	0	-100.0%
08/1999	0	n/a	0	n/a	0	n/a
09/1999	0	n/a	0	n/a	0	n/a
10/1999	0	n/a	0	n/a	0	n/a
11/1999	0	n/a	0	n/a	0	n/a
12/1999	0	n/a	0	n/a	0	n/a

Data source: ARCOS (2006-2014) and Defendant Distribution Data (Anda 12/1996 - 1/2015)

Evergreen Pharmacy (1/1997 to 11/2008)
DEA: BE0773590
5601 Geary Blvd
San Francisco, CA 94121

Anda, Inc Hydrocodone Shipments to Evergreen Pharmacy

	Dosage Units		MME		Drug Base Weight in mg	
Date	Anda	% Change	Anda	% Change	Anda	% Change
01/2002	0	n/a	0	n/a	0	n/a
02/2002	0	n/a	0	n/a	0	n/a
03/2002	0	n/a	0	n/a	0	n/a
04/2002	0	n/a	0	n/a	0	n/a
05/2002	0	n/a	0	n/a	0	n/a
06/2002	0	n/a	0	n/a	0	n/a
07/2002	0	n/a	0	n/a	0	n/a
08/2002	0	n/a	0	n/a	0	n/a
09/2002	0	n/a	0	n/a	0	n/a
10/2002	0	n/a	0	n/a	0	n/a
11/2002	100	n/a	605	n/a	605	n/a
12/2002	0	-100.0%	0	-100.0%	0	-100.0%
01/2003	500	n/a	1,514	n/a	1,514	n/a
02/2003	500	0.0%	3,027	100.0%	3,027	100.0%
03/2003	0	-100.0%	0	-100.0%	0	-100.0%
04/2003	0	n/a	0	n/a	0	n/a
05/2003	1,000	n/a	3,027	n/a	3,027	n/a
06/2003	600	-40.0%	1,968	-35.0%	1,968	-35.0%
07/2003	0	-100.0%	0	-100.0%	0	-100.0%
08/2003	0	n/a	0	n/a	0	n/a
09/2003	0	n/a	0	n/a	0	n/a
10/2003	0	n/a	0	n/a	0	n/a
11/2003	0	n/a	0	n/a	0	n/a
12/2003	0	n/a	0	n/a	0	n/a

Data source: ARCOS (2006-2014) and Defendant Distribution Data (Anda 12/1996 - 1/2015)

Evergreen Pharmacy (1/1997 to 11/2008)
DEA: BE0773590
5601 Geary Blvd
San Francisco, CA 94121

Anda, Inc Hydrocodone Shipments to Evergreen Pharmacy

	Dosage Units		MME		Drug Base Weight in mg	
Date	Anda	% Change	Anda	% Change	Anda	% Change
01/2004	2,100	n/a	6,508	n/a	6,508	n/a
02/2004	0	-100.0%	0	-100.0%	0	-100.0%
03/2004	0	n/a	0	n/a	0	n/a
04/2004	0	n/a	0	n/a	0	n/a
05/2004	0	n/a	0	n/a	0	n/a
06/2004	0	n/a	0	n/a	0	n/a
07/2004	0	n/a	0	n/a	0	n/a
08/2004	0	n/a	0	n/a	0	n/a
09/2004	0	n/a	0	n/a	0	n/a
10/2004	0	n/a	0	n/a	0	n/a
11/2004	0	n/a	0	n/a	0	n/a
12/2004	0	n/a	0	n/a	0	n/a
01/2005	0	n/a	0	n/a	0	n/a
02/2005	0	n/a	0	n/a	0	n/a
03/2005	0	n/a	0	n/a	0	n/a
04/2005	0	n/a	0	n/a	0	n/a
05/2005	0	n/a	0	n/a	0	n/a
06/2005	0	n/a	0	n/a	0	n/a
07/2005	3,400	n/a	10,897	n/a	10,897	n/a
08/2005	0	-100.0%	0	-100.0%	0	-100.0%
09/2005	0	n/a	0	n/a	0	n/a
10/2005	0	n/a	0	n/a	0	n/a
11/2005	500	n/a	1,514	n/a	1,514	n/a
12/2005	0	-100.0%	0	-100.0%	0	-100.0%

Data source: ARCOS (2006-2014) and Defendant Distribution Data (Anda 12/1996 - 1/2015)

Evergreen Pharmacy (1/1997 to 11/2008)
DEA: BE0773590
5601 Geary Blvd
San Francisco, CA 94121

Anda, Inc Hydrocodone Shipments to Evergreen Pharmacy

	Dosage Units		MME		Drug Base Weight in mg	
Date	Anda	% Change	Anda	% Change	Anda	% Change
01/2006	0	n/a	0	n/a	0	n/a
02/2006	0	n/a	0	n/a	0	n/a
03/2006	0	n/a	0	n/a	0	n/a
04/2006	0	n/a	0	n/a	0	n/a
05/2006	0	n/a	0	n/a	0	n/a
06/2006	0	n/a	0	n/a	0	n/a
07/2006	0	n/a	0	n/a	0	n/a
08/2006	0	n/a	0	n/a	0	n/a
09/2006	0	n/a	0	n/a	0	n/a
10/2006	0	n/a	0	n/a	0	n/a
11/2006	0	n/a	0	n/a	0	n/a
12/2006	0	n/a	0	n/a	0	n/a
01/2007	0	n/a	0	n/a	0	n/a
02/2007	0	n/a	0	n/a	0	n/a
03/2007	0	n/a	0	n/a	0	n/a
04/2007	0	n/a	0	n/a	0	n/a
05/2007	0	n/a	0	n/a	0	n/a
06/2007	0	n/a	0	n/a	0	n/a
07/2007	0	n/a	0	n/a	0	n/a
08/2007	500	n/a	3,027	n/a	3,027	n/a
09/2007	0	-100.0%	0	-100.0%	0	-100.0%
10/2007	0	n/a	0	n/a	0	n/a
11/2007	0	n/a	0	n/a	0	n/a
12/2007	0	n/a	0	n/a	0	n/a

Data source: ARCOS (2006-2014) and Defendant Distribution Data (Anda 12/1996 - 1/2015)

Evergreen Pharmacy (1/1997 to 11/2008)
DEA: BE0773590
5601 Geary Blvd
San Francisco, CA 94121

Anda, Inc Hydrocodone Shipments to Evergreen Pharmacy

	Dosage Units		MME		Drug Base Weight in mg	
Date	Anda	% Change	Anda	% Change	Anda	% Change
01/2008	0	n/a	0	n/a	0	n/a
02/2008	0	n/a	0	n/a	0	n/a
03/2008	0	n/a	0	n/a	0	n/a
04/2008	0	n/a	0	n/a	0	n/a
05/2008	0	n/a	0	n/a	0	n/a
06/2008	1,000	n/a	6,054	n/a	6,054	n/a
07/2008	1,000	0.0%	6,054	0.0%	6,054	0.0%
08/2008	0	-100.0%	0	-100.0%	0	-100.0%
09/2008	1,000	n/a	6,054	n/a	6,054	n/a
10/2008	1,000	0.0%	6,054	0.0%	6,054	0.0%
11/2008	0	-100.0%	0	-100.0%	0	-100.0%
12/2008	0	n/a	0	n/a	0	n/a
01/2009	0	n/a	0	n/a	0	n/a
02/2009	0	n/a	0	n/a	0	n/a
03/2009	0	n/a	0	n/a	0	n/a
04/2009	0	n/a	0	n/a	0	n/a
05/2009	0	n/a	0	n/a	0	n/a
06/2009	0	n/a	0	n/a	0	n/a
07/2009	0	n/a	0	n/a	0	n/a
08/2009	0	n/a	0	n/a	0	n/a
09/2009	0	n/a	0	n/a	0	n/a
10/2009	0	n/a	0	n/a	0	n/a
11/2009	0	n/a	0	n/a	0	n/a
12/2009	0	n/a	0	n/a	0	n/a

Data source: ARCOS (2006-2014) and Defendant Distribution Data (Anda 12/1996 - 1/2015)

Evergreen Pharmacy (1/1997 to 11/2008)
DEA: BE0773590
5601 Geary Blvd
San Francisco, CA 94121

Anda, Inc Hydrocodone Shipments to Evergreen Pharmacy

	Dosage Units		MME		Drug Base Weight in mg	
Date	**Anda**	**% Change**	**Anda**	**% Change**	**Anda**	**% Change**
1996	0		0		0	
1997	1,500	n/a	6,054	n/a	6,054	n/a
1998	9,000	500.0%	30,270	400.0%	30,270	400.0%
1999	500	-94.4%	1,514	-95.0%	1,514	-95.0%
2000	0	-100.0%	0	-100.0%	0	-100.0%
2001	0	n/a	0	n/a	0	n/a
2002	100	n/a	605	n/a	605	n/a
2003	2,600	2500.0%	9,535	1475.0%	9,535	1475.0%
2004	2,100	-19.2%	6,508	-31.7%	6,508	-31.7%
2005	3,900	85.7%	12,411	90.7%	12,411	90.7%
2006	0	-100.0%	0	-100.0%	0	-100.0%
2007	500	n/a	3,027	n/a	3,027	n/a
2008	4,000	700.0%	24,216	700.0%	24,216	700.0%
2009	0	-100.0%	0	-100.0%	0	-100.0%
2010	0	n/a	0	n/a	0	n/a
2011	0	n/a	0	n/a	0	n/a
2012	0	n/a	0	n/a	0	n/a
2013	0	n/a	0	n/a	0	n/a
2014	0	n/a	0	n/a	0	n/a
2015	0	n/a	0	n/a	0	n/a
2016	0	n/a	0	n/a	0	n/a
2017	0	n/a	0	n/a	0	n/a
2018	0	n/a	0	n/a	0	n/a
2019	0	n/a	0	n/a	0	n/a
Total	**24,200**		**94,140**		**94,140**	

Data source: ARCOS (2006-2014) and Defendant Distribution Data (Anda 12/1996 - 1/2015)

Evergreen Pharmacy (1/1997 to 11/2008)
DEA: BE0773590
5601 Geary Blvd
San Francisco, CA 94121

Anda, Inc Hydrocodone Shipments to Evergreen Pharmacy, by Strength

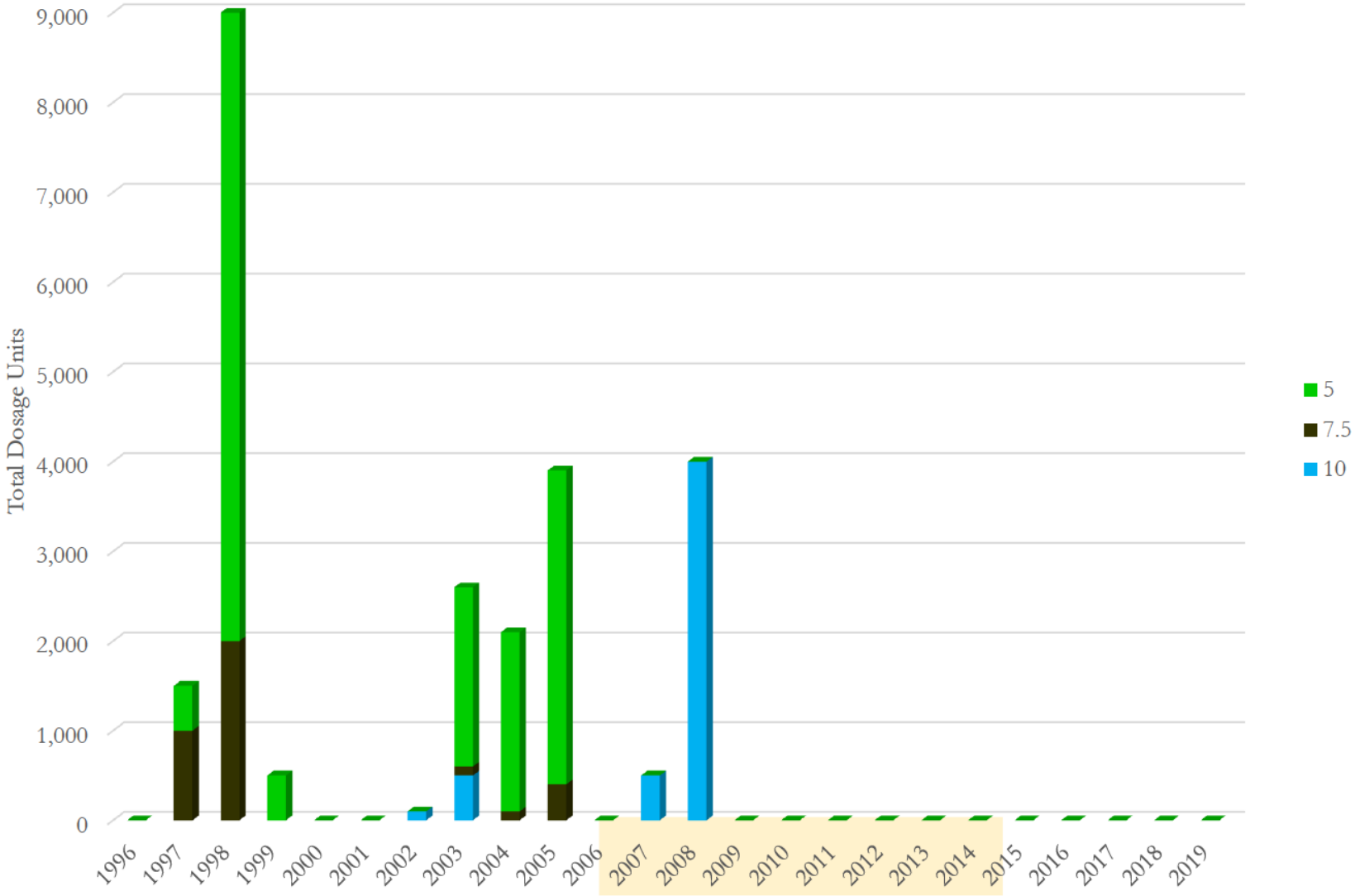

Data source: ARCOS (2006-2014) and Defendant Distribution Data (Anda 12/1996 - 1/2015)

Evergreen Pharmacy (1/1997 to 11/2008)
DEA: BE0773590
5601 Geary Blvd
San Francisco, CA 94121

Anda, Inc Hydrocodone Shipments to Evergreen Pharmacy, by Strength

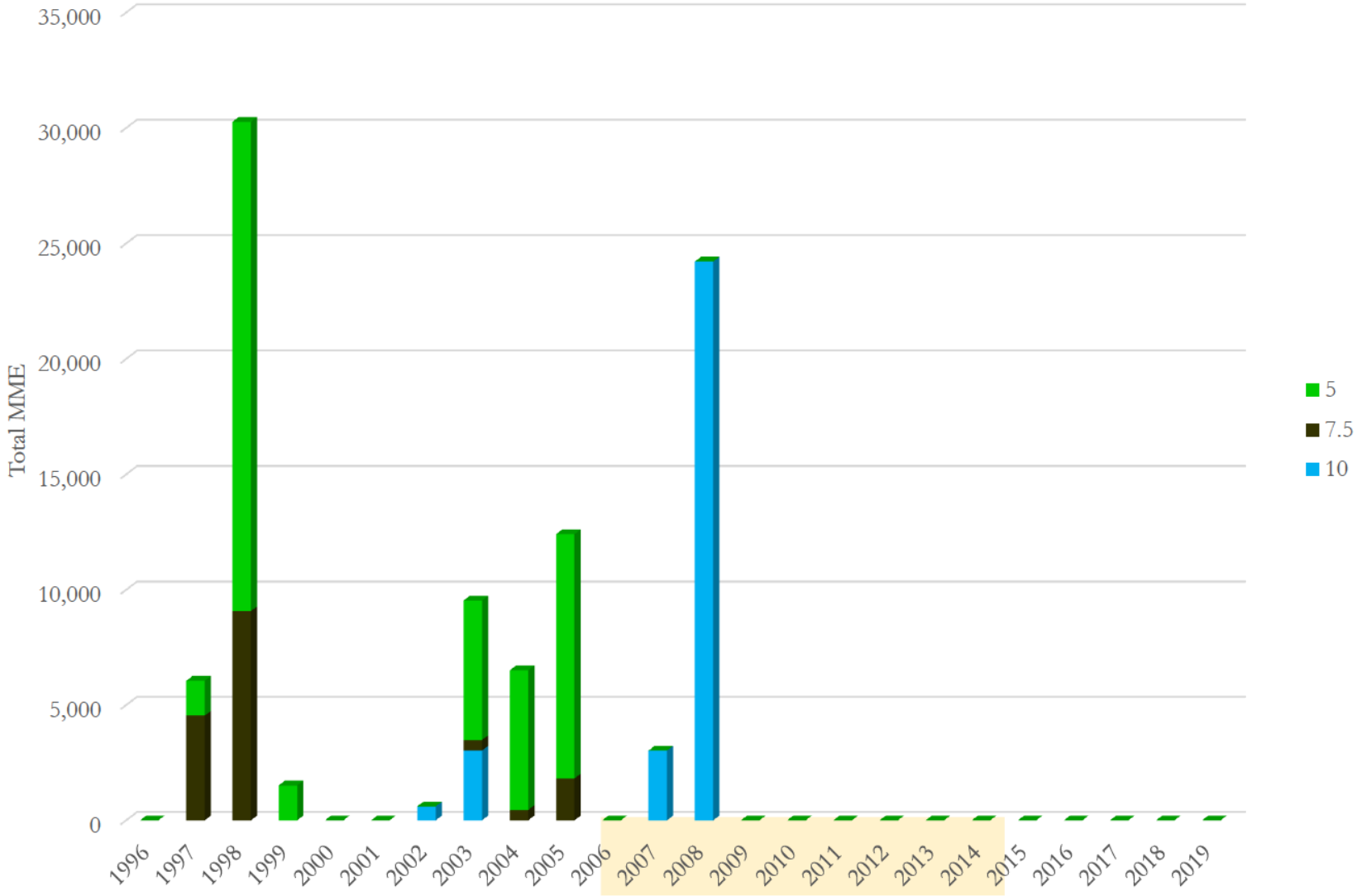

Data source: ARCOS (2006-2014) and Defendant Distribution Data (Anda 12/1996 - 1/2015)

Evergreen Pharmacy (1/1997 to 11/2008)
DEA: BE0773590
5601 Geary Blvd
San Francisco, CA 94121

Anda, Inc Hydrocodone Shipments to Evergreen Pharmacy, by Strength

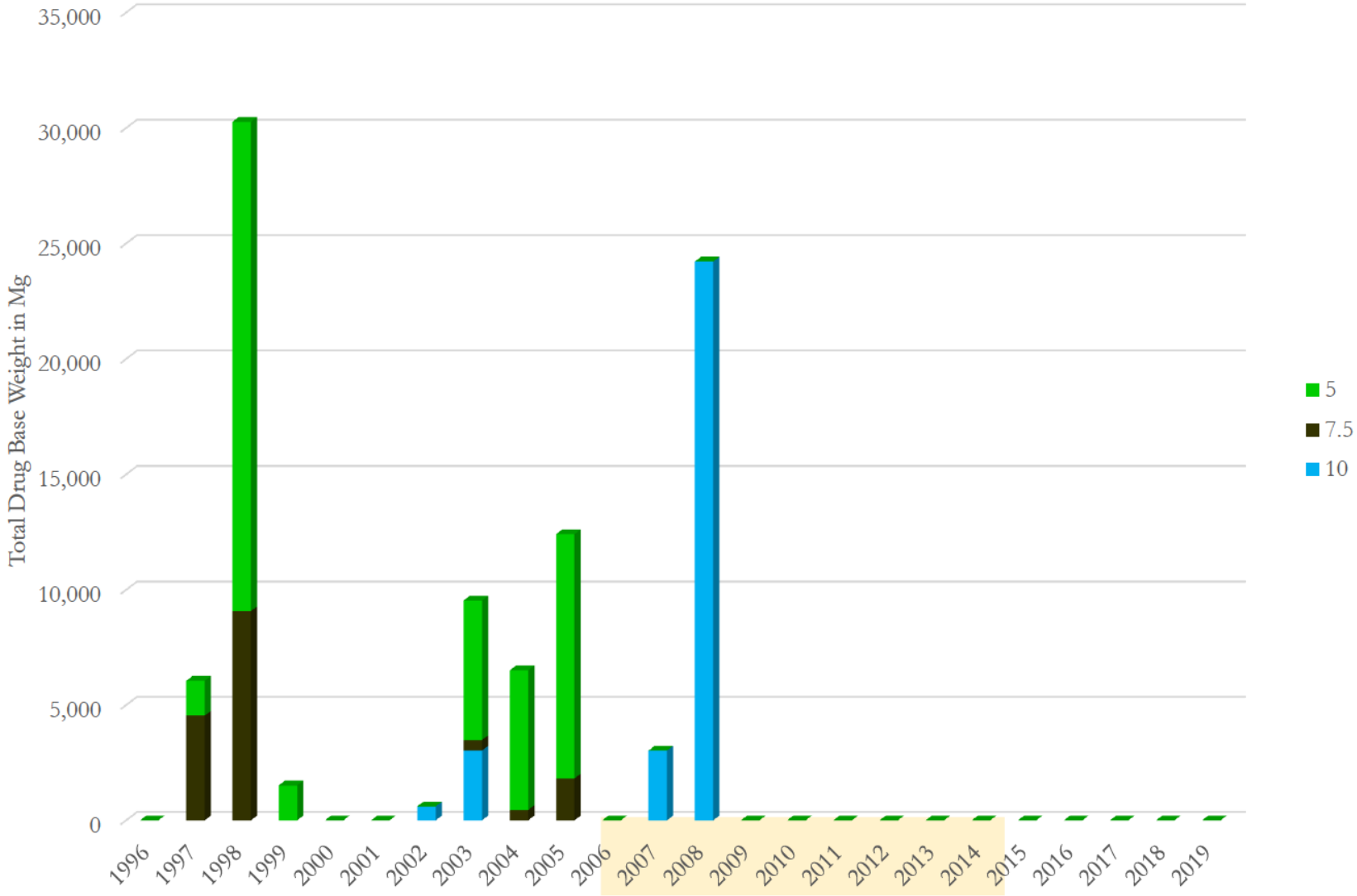

Data source: ARCOS (2006-2014) and Defendant Distribution Data (Anda 12/1996 - 1/2015)

Evergreen Pharmacy (1/1997 to 11/2008)
DEA: BE0773590
5601 Geary Blvd
San Francisco, CA 94121

Anda, Inc Hydrocodone Shipments to Evergreen Pharmacy, by Strength
(Total Dosage Units)

Strength Year\	10	7.5	5	Total	Avg. Str
1996	0	0	0	**0**	
1997	0	1,000	500	**1,500**	6.67
1998	0	2,000	7,000	**9,000**	5.56
1999	0	0	500	**500**	5.00
2000	0	0	0	**0**	
2001	0	0	0	**0**	
2002	100	0	0	**100**	10.00
2003	500	100	2,000	**2,600**	6.06
2004	0	100	2,000	**2,100**	5.12
2005	0	400	3,500	**3,900**	5.26
2006	0	0	0	**0**	
2007	500	0	0	**500**	10.00
2008	4,000	0	0	**4,000**	10.00
2009	0	0	0	**0**	
2010	0	0	0	**0**	
2011	0	0	0	**0**	
2012	0	0	0	**0**	
2013	0	0	0	**0**	
2014	0	0	0	**0**	
2015	0	0	0	**0**	
2016	0	0	0	**0**	
2017	0	0	0	**0**	
2018	0	0	0	**0**	
2019	0	0	0	**0**	
Total	**5,100**	**3,600**	**15,500**	**24,200**	6.43

Data source: ARCOS (2006-2014) and Defendant Distribution Data (Anda 12/1996 - 1/2015)

Evergreen Pharmacy (1/1997 to 11/2008)
DEA: BE0773590
5601 Geary Blvd
San Francisco, CA 94121

Anda, Inc Hydrocodone Shipments to Evergreen Pharmacy, by Strength
(Total MME)

Strength Year\	10	7.5	5	Total	Avg. Str
1996	0	0	0	**0**	
1997	0	4,541	1,514	**6,054**	6.67
1998	0	9,081	21,189	**30,270**	5.56
1999	0	0	1,514	**1,514**	5.00
2000	0	0	0	**0**	
2001	0	0	0	**0**	
2002	605	0	0	**605**	10.00
2003	3,027	454	6,054	**9,535**	6.06
2004	0	454	6,054	**6,508**	5.12
2005	0	1,816	10,595	**12,411**	5.26
2006	0	0	0	**0**	
2007	3,027	0	0	**3,027**	10.00
2008	24,216	0	0	**24,216**	10.00
2009	0	0	0	**0**	
2010	0	0	0	**0**	
2011	0	0	0	**0**	
2012	0	0	0	**0**	
2013	0	0	0	**0**	
2014	0	0	0	**0**	
2015	0	0	0	**0**	
2016	0	0	0	**0**	
2017	0	0	0	**0**	
2018	0	0	0	**0**	
2019	0	0	0	**0**	
Total	**30,875**	**16,346**	**46,919**	**94,140**	6.43

Data source: ARCOS (2006-2014) and Defendant Distribution Data (Anda 12/1996 - 1/2015)

Evergreen Pharmacy (1/1997 to 11/2008)
DEA: BE0773590
5601 Geary Blvd
San Francisco, CA 94121

Anda, Inc Hydrocodone Shipments to Evergreen Pharmacy, by Strength
(Total Drug Base Weight in Milligram)

Strength Year\	10	7.5	5	Total	Avg. Str
1996	0	0	0	**0**	
1997	0	4,541	1,514	**6,054**	6.67
1998	0	9,081	21,189	**30,270**	5.56
1999	0	0	1,514	**1,514**	5.00
2000	0	0	0	**0**	
2001	0	0	0	**0**	
2002	605	0	0	**605**	10.00
2003	3,027	454	6,054	**9,535**	6.06
2004	0	454	6,054	**6,508**	5.12
2005	0	1,816	10,595	**12,411**	5.26
2006	0	0	0	**0**	
2007	3,027	0	0	**3,027**	10.00
2008	24,216	0	0	**24,216**	10.00
2009	0	0	0	**0**	
2010	0	0	0	**0**	
2011	0	0	0	**0**	
2012	0	0	0	**0**	
2013	0	0	0	**0**	
2014	0	0	0	**0**	
2015	0	0	0	**0**	
2016	0	0	0	**0**	
2017	0	0	0	**0**	
2018	0	0	0	**0**	
2019	0	0	0	**0**	
Total	**30,875**	**16,346**	**46,919**	**94,140**	6.43

Data source: ARCOS (2006-2014) and Defendant Distribution Data (Anda 12/1996 - 1/2015)

Wellmans Pharmacy (1/1996 to 5/2018)
DEA: BW1151911
1053 Stockton Street
San Francisco, CA 94108

Anda, Inc Hydrocodone Shipments to Wellmans Pharmacy

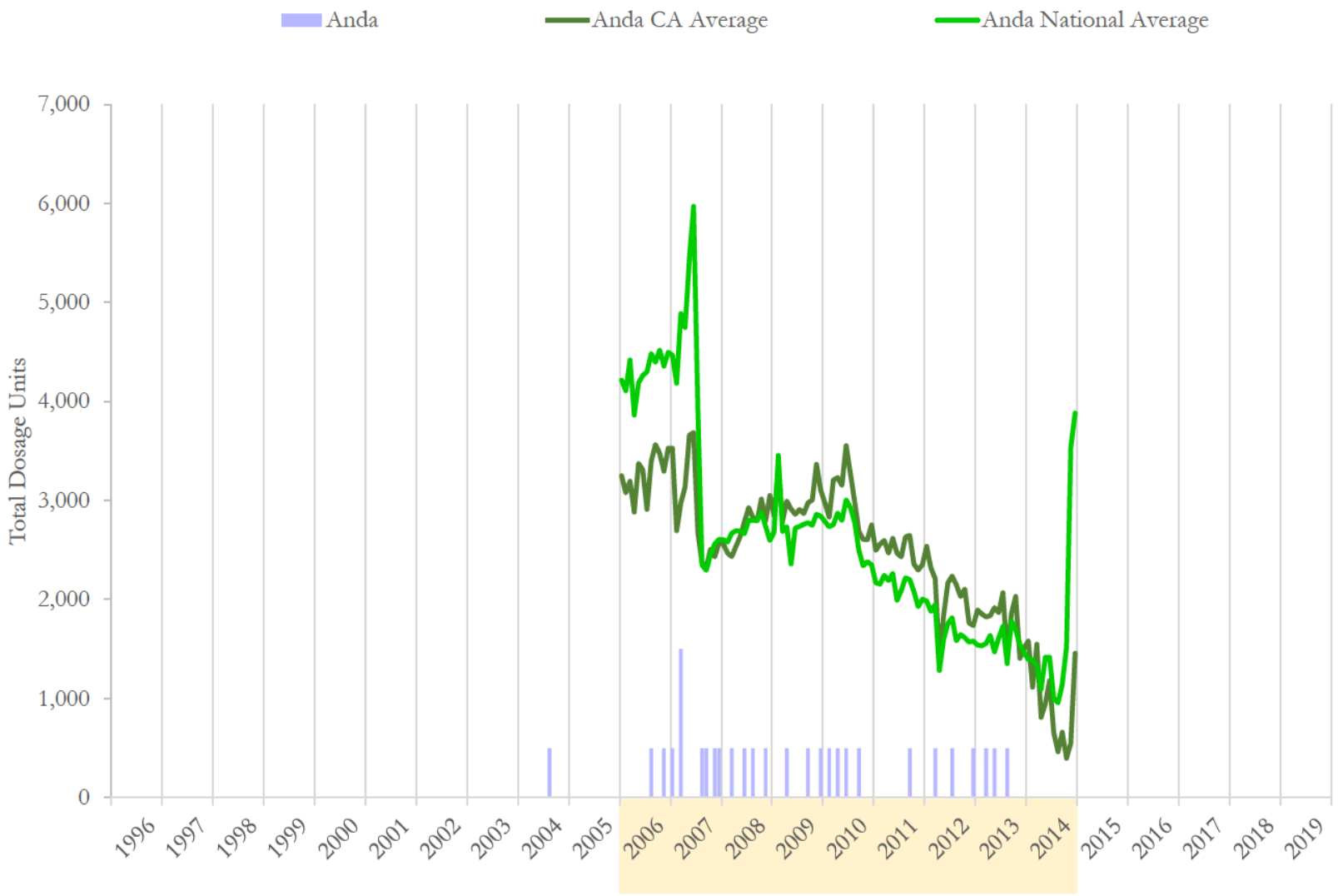

National and state averages reflect hydrocodone shipped from Anda, Inc to all active pharmacies each month.
Data source: ARCOS (2006-2014) and Defendant Distribution Data (Anda 12/1996 - 1/2015)

Wellmans Pharmacy (1/1996 to 5/2018)
DEA: BW1151911
1053 Stockton Street
San Francisco, CA 94108

Anda, Inc Hydrocodone Shipments to Wellmans Pharmacy

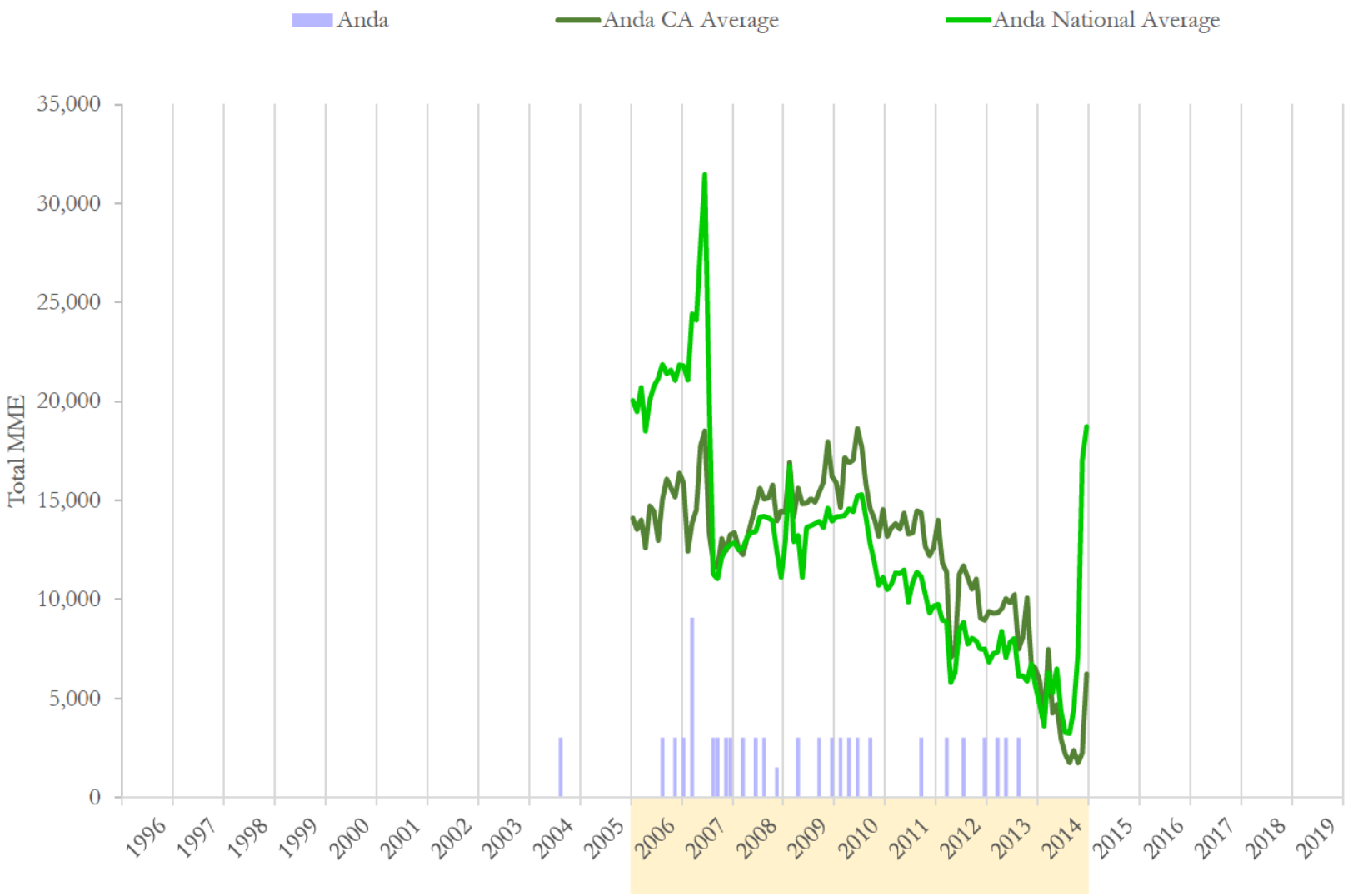

National and state averages reflect hydrocodone shipped from Anda, Inc to all active pharmacies each month.
Data source: ARCOS (2006-2014) and Defendant Distribution Data (Anda 12/1996 - 1/2015)

Wellmans Pharmacy (1/1996 to 5/2018)
DEA: BW1151911
1053 Stockton Street
San Francisco, CA 94108

Anda, Inc Hydrocodone Shipments to Wellmans Pharmacy

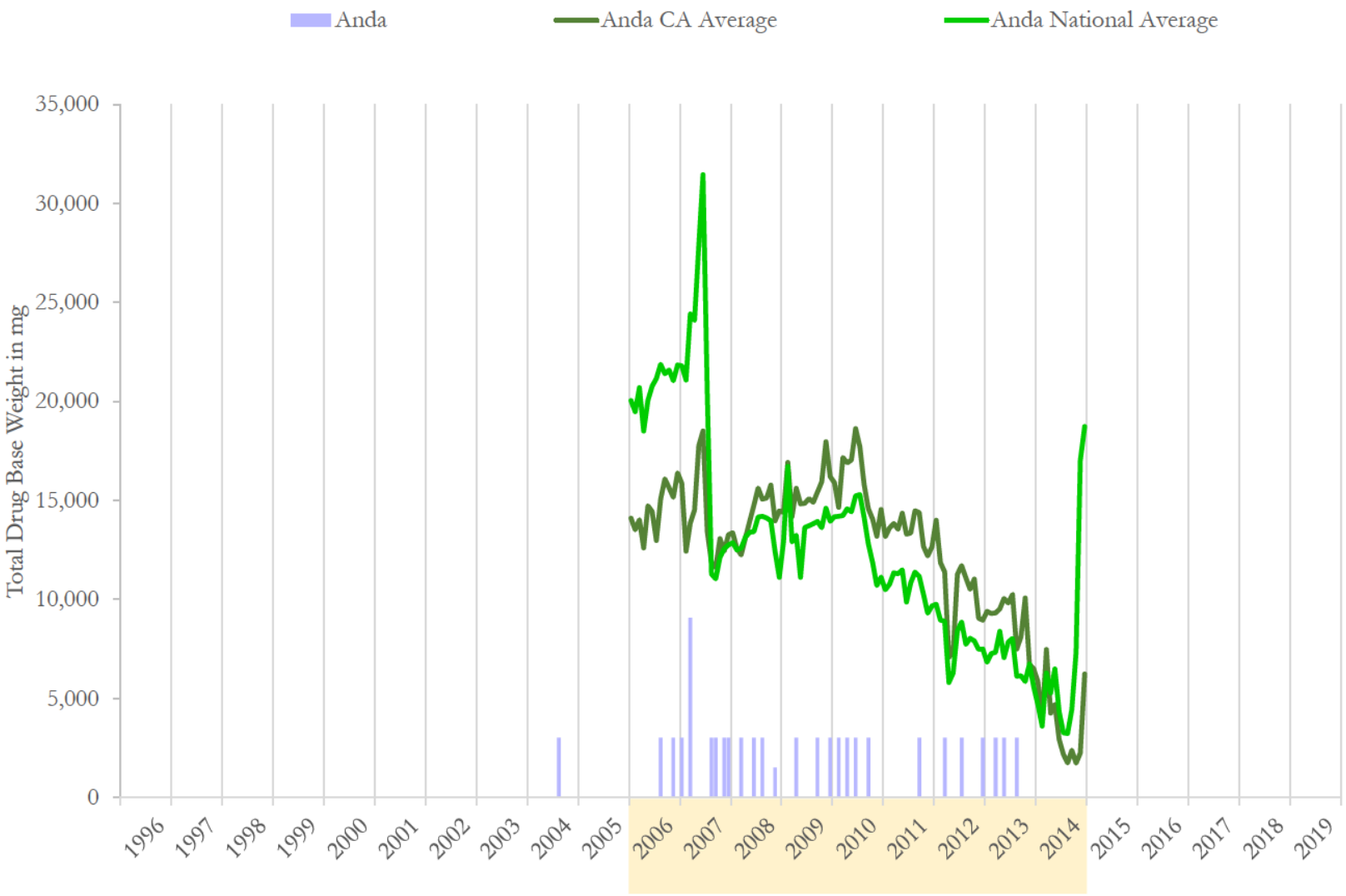

National and state averages reflect hydrocodone shipped from Anda, Inc to all active pharmacies each month.
Data source: ARCOS (2006-2014) and Defendant Distribution Data (Anda 12/1996 - 1/2015)

Anda, Inc Hydrocodone Shipments to Wellmans Pharmacy

	Dosage Units		MME		Drug Base Weight in mg	
Date	Anda	% Change	Anda	% Change	Anda	% Change
01/2004	0	n/a	0	n/a	0	n/a
02/2004	0	n/a	0	n/a	0	n/a
03/2004	0	n/a	0	n/a	0	n/a
04/2004	0	n/a	0	n/a	0	n/a
05/2004	0	n/a	0	n/a	0	n/a
06/2004	0	n/a	0	n/a	0	n/a
07/2004	0	n/a	0	n/a	0	n/a
08/2004	500	n/a	3,027	n/a	3,027	n/a
09/2004	0	-100.0%	0	-100.0%	0	-100.0%
10/2004	0	n/a	0	n/a	0	n/a
11/2004	0	n/a	0	n/a	0	n/a
12/2004	0	n/a	0	n/a	0	n/a
01/2005	0	n/a	0	n/a	0	n/a
02/2005	0	n/a	0	n/a	0	n/a
03/2005	0	n/a	0	n/a	0	n/a
04/2005	0	n/a	0	n/a	0	n/a
05/2005	0	n/a	0	n/a	0	n/a
06/2005	0	n/a	0	n/a	0	n/a
07/2005	0	n/a	0	n/a	0	n/a
08/2005	0	n/a	0	n/a	0	n/a
09/2005	0	n/a	0	n/a	0	n/a
10/2005	0	n/a	0	n/a	0	n/a
11/2005	0	n/a	0	n/a	0	n/a
12/2005	0	n/a	0	n/a	0	n/a

Data source: ARCOS (2006-2014) and Defendant Distribution Data (Anda 12/1996 - 1/2015)

Anda, Inc Hydrocodone Shipments to Wellmans Pharmacy

	Dosage Units		MME		Drug Base Weight in mg	
Date	Anda	% Change	Anda	% Change	Anda	% Change
01/2006	0	n/a	0	n/a	0	n/a
02/2006	0	n/a	0	n/a	0	n/a
03/2006	0	n/a	0	n/a	0	n/a
04/2006	0	n/a	0	n/a	0	n/a
05/2006	0	n/a	0	n/a	0	n/a
06/2006	0	n/a	0	n/a	0	n/a
07/2006	0	n/a	0	n/a	0	n/a
08/2006	500	n/a	3,027	n/a	3,027	n/a
09/2006	0	-100.0%	0	-100.0%	0	-100.0%
10/2006	0	n/a	0	n/a	0	n/a
11/2006	500	n/a	3,027	n/a	3,027	n/a
12/2006	0	-100.0%	0	-100.0%	0	-100.0%
01/2007	500	n/a	3,027	n/a	3,027	n/a
02/2007	0	-100.0%	0	-100.0%	0	-100.0%
03/2007	1,500	n/a	9,081	n/a	9,081	n/a
04/2007	0	-100.0%	0	-100.0%	0	-100.0%
05/2007	0	n/a	0	n/a	0	n/a
06/2007	0	n/a	0	n/a	0	n/a
07/2007	0	n/a	0	n/a	0	n/a
08/2007	500	n/a	3,027	n/a	3,027	n/a
09/2007	500	0.0%	3,027	0.0%	3,027	0.0%
10/2007	0	-100.0%	0	-100.0%	0	-100.0%
11/2007	500	n/a	3,027	n/a	3,027	n/a
12/2007	500	0.0%	3,027	0.0%	3,027	0.0%

Data source: ARCOS (2006-2014) and Defendant Distribution Data (Anda 12/1996 - 1/2015)

Wellmans Pharmacy (1/1996 to 5/2018)
DEA: BW1151911
1053 Stockton Street
San Francisco, CA 94108

Anda, Inc Hydrocodone Shipments to Wellmans Pharmacy

	Dosage Units		MME		Drug Base Weight in mg	
Date	Anda	% Change	Anda	% Change	Anda	% Change
01/2008	0	-100.0%	0	-100.0%	0	-100.0%
02/2008	0	n/a	0	n/a	0	n/a
03/2008	500	n/a	3,027	n/a	3,027	n/a
04/2008	0	-100.0%	0	-100.0%	0	-100.0%
05/2008	0	n/a	0	n/a	0	n/a
06/2008	500	n/a	3,027	n/a	3,027	n/a
07/2008	0	-100.0%	0	-100.0%	0	-100.0%
08/2008	500	n/a	3,027	n/a	3,027	n/a
09/2008	0	-100.0%	0	-100.0%	0	-100.0%
10/2008	0	n/a	0	n/a	0	n/a
11/2008	500	n/a	1,514	n/a	1,514	n/a
12/2008	0	-100.0%	0	-100.0%	0	-100.0%
01/2009	0	n/a	0	n/a	0	n/a
02/2009	0	n/a	0	n/a	0	n/a
03/2009	0	n/a	0	n/a	0	n/a
04/2009	500	n/a	3,027	n/a	3,027	n/a
05/2009	0	-100.0%	0	-100.0%	0	-100.0%
06/2009	0	n/a	0	n/a	0	n/a
07/2009	0	n/a	0	n/a	0	n/a
08/2009	0	n/a	0	n/a	0	n/a
09/2009	500	n/a	3,027	n/a	3,027	n/a
10/2009	0	-100.0%	0	-100.0%	0	-100.0%
11/2009	0	n/a	0	n/a	0	n/a
12/2009	500	n/a	3,027	n/a	3,027	n/a

Data source: ARCOS (2006-2014) and Defendant Distribution Data (Anda 12/1996 - 1/2015)

Wellmans Pharmacy (1/1996 to 5/2018)
DEA: BW1151911
1053 Stockton Street
San Francisco, CA 94108

Anda, Inc Hydrocodone Shipments to Wellmans Pharmacy

	Dosage Units		MME		Drug Base Weight in mg	
Date	Anda	% Change	Anda	% Change	Anda	% Change
01/2010	0	-100.0%	0	-100.0%	0	-100.0%
02/2010	500	n/a	3,027	n/a	3,027	n/a
03/2010	0	-100.0%	0	-100.0%	0	-100.0%
04/2010	500	n/a	3,027	n/a	3,027	n/a
05/2010	0	-100.0%	0	-100.0%	0	-100.0%
06/2010	500	n/a	3,027	n/a	3,027	n/a
07/2010	0	-100.0%	0	-100.0%	0	-100.0%
08/2010	0	n/a	0	n/a	0	n/a
09/2010	500	n/a	3,027	n/a	3,027	n/a
10/2010	0	-100.0%	0	-100.0%	0	-100.0%
11/2010	0	n/a	0	n/a	0	n/a
12/2010	0	n/a	0	n/a	0	n/a
01/2011	0	n/a	0	n/a	0	n/a
02/2011	0	n/a	0	n/a	0	n/a
03/2011	0	n/a	0	n/a	0	n/a
04/2011	0	n/a	0	n/a	0	n/a
05/2011	0	n/a	0	n/a	0	n/a
06/2011	0	n/a	0	n/a	0	n/a
07/2011	0	n/a	0	n/a	0	n/a
08/2011	0	n/a	0	n/a	0	n/a
09/2011	500	n/a	3,027	n/a	3,027	n/a
10/2011	0	-100.0%	0	-100.0%	0	-100.0%
11/2011	0	n/a	0	n/a	0	n/a
12/2011	0	n/a	0	n/a	0	n/a

Data source: ARCOS (2006-2014) and Defendant Distribution Data (Anda 12/1996 - 1/2015)

Anda, Inc Hydrocodone Shipments to Wellmans Pharmacy

	Dosage Units		MME		Drug Base Weight in mg	
Date	Anda	% Change	Anda	% Change	Anda	% Change
01/2012	0	n/a	0	n/a	0	n/a
02/2012	0	n/a	0	n/a	0	n/a
03/2012	500	n/a	3,027	n/a	3,027	n/a
04/2012	0	-100.0%	0	-100.0%	0	-100.0%
05/2012	0	n/a	0	n/a	0	n/a
06/2012	0	n/a	0	n/a	0	n/a
07/2012	500	n/a	3,027	n/a	3,027	n/a
08/2012	0	-100.0%	0	-100.0%	0	-100.0%
09/2012	0	n/a	0	n/a	0	n/a
10/2012	0	n/a	0	n/a	0	n/a
11/2012	0	n/a	0	n/a	0	n/a
12/2012	500	n/a	3,027	n/a	3,027	n/a
01/2013	0	-100.0%	0	-100.0%	0	-100.0%
02/2013	0	n/a	0	n/a	0	n/a
03/2013	500	n/a	3,027	n/a	3,027	n/a
04/2013	0	-100.0%	0	-100.0%	0	-100.0%
05/2013	500	n/a	3,027	n/a	3,027	n/a
06/2013	0	-100.0%	0	-100.0%	0	-100.0%
07/2013	0	n/a	0	n/a	0	n/a
08/2013	500	n/a	3,027	n/a	3,027	n/a
09/2013	0	-100.0%	0	-100.0%	0	-100.0%
10/2013	0	n/a	0	n/a	0	n/a
11/2013	0	n/a	0	n/a	0	n/a
12/2013	0	n/a	0	n/a	0	n/a

Data source: ARCOS (2006-2014) and Defendant Distribution Data (Anda 12/1996 - 1/2015)

Anda, Inc Hydrocodone Shipments to Wellmans Pharmacy

	Dosage Units		MME		Drug Base Weight in mg	
Date	**Anda**	**% Change**	**Anda**	**% Change**	**Anda**	**% Change**
1996	0		0		0	
1997	0	n/a	0	n/a	0	n/a
1998	0	n/a	0	n/a	0	n/a
1999	0	n/a	0	n/a	0	n/a
2000	0	n/a	0	n/a	0	n/a
2001	0	n/a	0	n/a	0	n/a
2002	0	n/a	0	n/a	0	n/a
2003	0	n/a	0	n/a	0	n/a
2004	500	n/a	3,027	n/a	3,027	n/a
2005	0	-100.0%	0	-100.0%	0	-100.0%
2006	1,000	n/a	6,054	n/a	6,054	n/a
2007	4,000	300.0%	24,216	300.0%	24,216	300.0%
2008	2,000	-50.0%	10,595	-56.3%	10,595	-56.3%
2009	1,500	-25.0%	9,081	-14.3%	9,081	-14.3%
2010	2,000	33.3%	12,108	33.3%	12,108	33.3%
2011	500	-75.0%	3,027	-75.0%	3,027	-75.0%
2012	1,500	200.0%	9,081	200.0%	9,081	200.0%
2013	1,500	0.0%	9,081	0.0%	9,081	0.0%
2014	0	-100.0%	0	-100.0%	0	-100.0%
2015	0	n/a	0	n/a	0	n/a
2016	0	n/a	0	n/a	0	n/a
2017	0	n/a	0	n/a	0	n/a
2018	0	n/a	0	n/a	0	n/a
2019	0	n/a	0	n/a	0	n/a
Total	**14,500**		**86,270**		**86,270**	

Data source: ARCOS (2006-2014) and Defendant Distribution Data (Anda 12/1996 - 1/2015)

Wellmans Pharmacy (1/1996 to 5/2018)
DEA: BW1151911
1053 Stockton Street
San Francisco, CA 94108

Anda, Inc Hydrocodone Shipments to Wellmans Pharmacy, by Strength

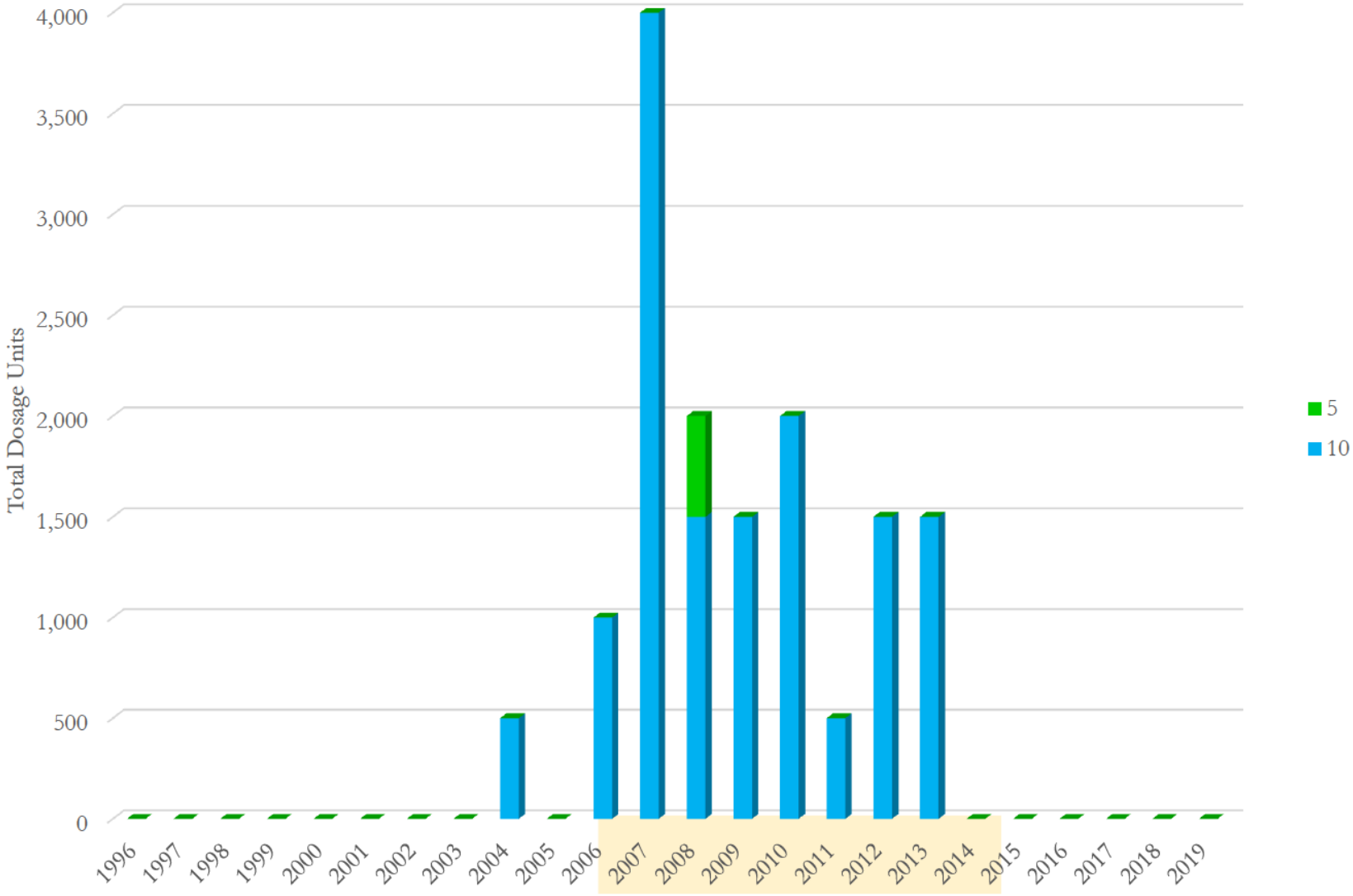

Data source: ARCOS (2006-2014) and Defendant Distribution Data (Anda 12/1996 - 1/2015)

Wellmans Pharmacy (1/1996 to 5/2018)
DEA: BW1151911
1053 Stockton Street
San Francisco, CA 94108

Anda, Inc Hydrocodone Shipments to Wellmans Pharmacy, by Strength

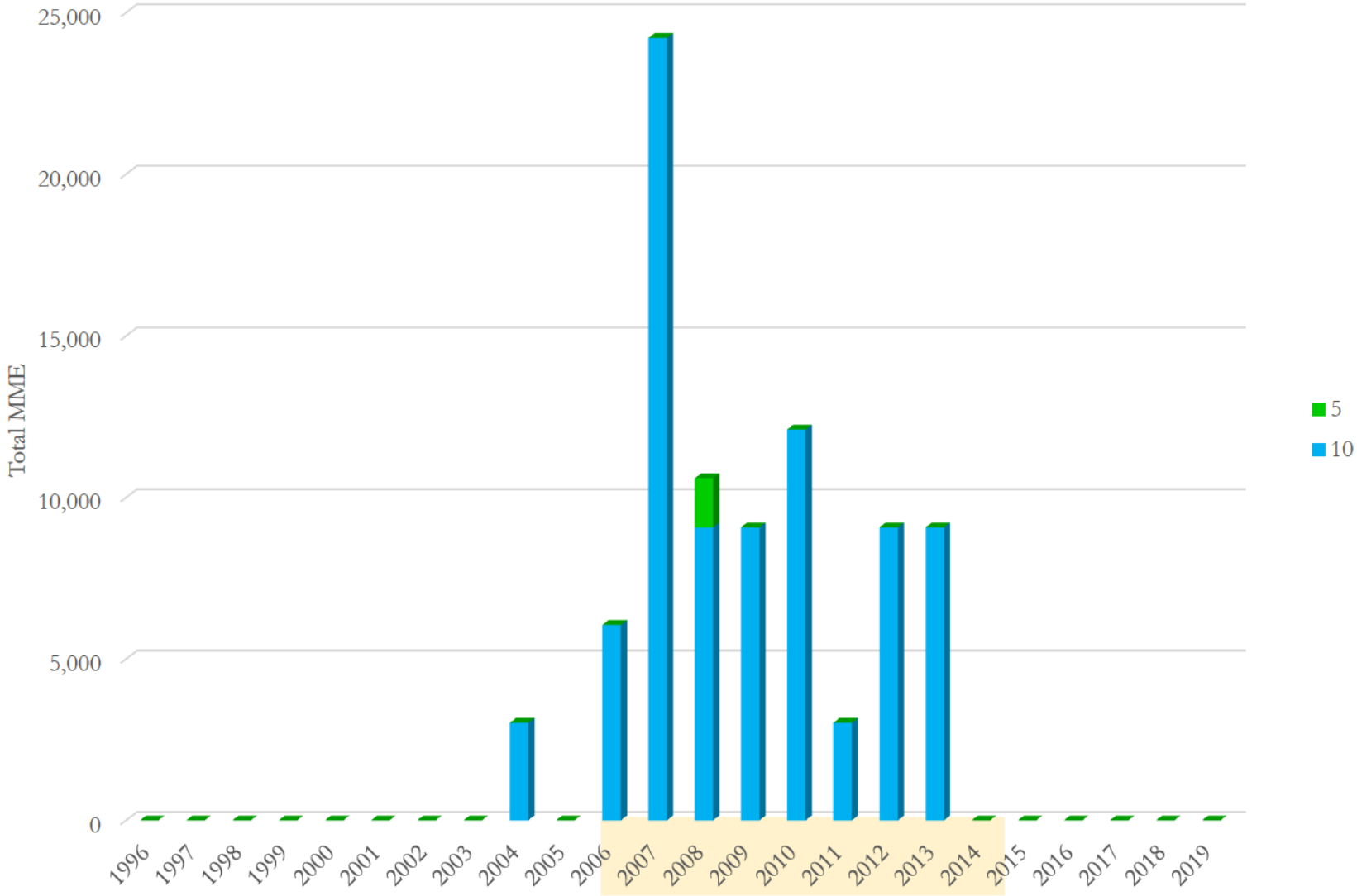

Data source: ARCOS (2006-2014) and Defendant Distribution Data (Anda 12/1996 - 1/2015)

Wellmans Pharmacy (1/1996 to 5/2018)
DEA: BW1151911
1053 Stockton Street
San Francisco, CA 94108

Anda, Inc Hydrocodone Shipments to Wellmans Pharmacy, by Strength

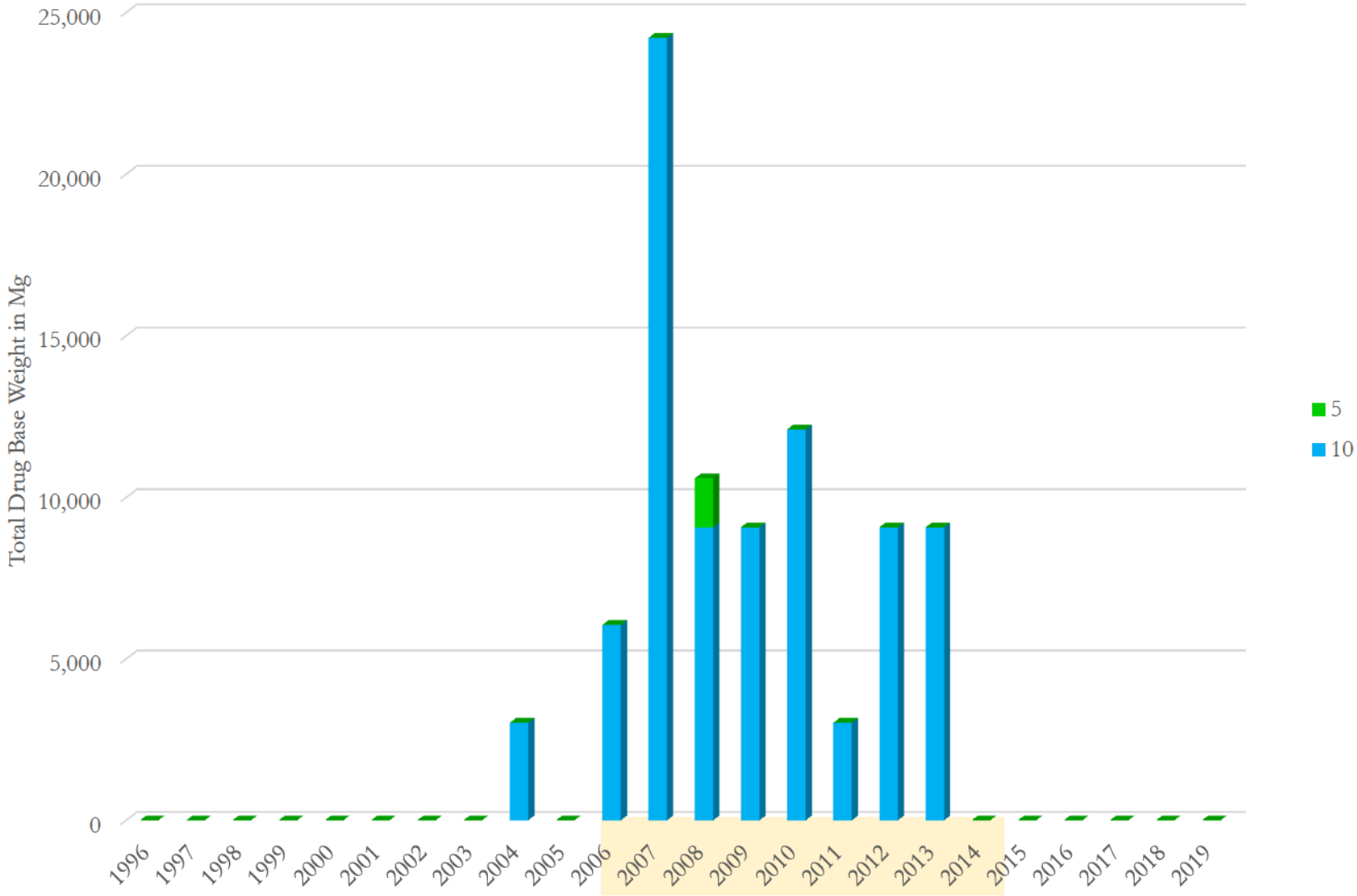

Data source: ARCOS (2006-2014) and Defendant Distribution Data (Anda 12/1996 - 1/2015)

Wellmans Pharmacy (1/1996 to 5/2018)
DEA: BW1151911
1053 Stockton Street
San Francisco, CA 94108

Anda, Inc Hydrocodone Shipments to Wellmans Pharmacy, by Strength
(Total Dosage Units)

Strength Year\	10	5	Total	Avg. Str
1996	0	0	**0**	
1997	0	0	**0**	
1998	0	0	**0**	
1999	0	0	**0**	
2000	0	0	**0**	
2001	0	0	**0**	
2002	0	0	**0**	
2003	0	0	**0**	
2004	500	0	**500**	10.00
2005	0	0	**0**	
2006	1,000	0	**1,000**	10.00
2007	4,000	0	**4,000**	10.00
2008	1,500	500	**2,000**	8.75
2009	1,500	0	**1,500**	10.00
2010	2,000	0	**2,000**	10.00
2011	500	0	**500**	10.00
2012	1,500	0	**1,500**	10.00
2013	1,500	0	**1,500**	10.00
2014	0	0	**0**	
2015	0	0	**0**	
2016	0	0	**0**	
2017	0	0	**0**	
2018	0	0	**0**	
2019	0	0	**0**	
Total	**14,000**	**500**	**14,500**	9.83

Data source: ARCOS (2006-2014) and Defendant Distribution Data (Anda 12/1996 - 1/2015)

Wellmans Pharmacy (1/1996 to 5/2018)
DEA: BW1151911
1053 Stockton Street
San Francisco, CA 94108

Anda, Inc Hydrocodone Shipments to Wellmans Pharmacy, by Strength
(Total MME)

Strength Year\	10	5	Total	Avg. Str
1996	0	0	**0**	
1997	0	0	**0**	
1998	0	0	**0**	
1999	0	0	**0**	
2000	0	0	**0**	
2001	0	0	**0**	
2002	0	0	**0**	
2003	0	0	**0**	
2004	3,027	0	**3,027**	10.00
2005	0	0	**0**	
2006	6,054	0	**6,054**	10.00
2007	24,216	0	**24,216**	10.00
2008	9,081	1,514	**10,595**	8.75
2009	9,081	0	**9,081**	10.00
2010	12,108	0	**12,108**	10.00
2011	3,027	0	**3,027**	10.00
2012	9,081	0	**9,081**	10.00
2013	9,081	0	**9,081**	10.00
2014	0	0	**0**	
2015	0	0	**0**	
2016	0	0	**0**	
2017	0	0	**0**	
2018	0	0	**0**	
2019	0	0	**0**	
Total	**84,756**	**1,514**	**86,270**	9.83

Data source: ARCOS (2006-2014) and Defendant Distribution Data (Anda 12/1996 - 1/2015)

Anda, Inc Hydrocodone Shipments to Wellmans Pharmacy, by Strength
(Total Drug Base Weight in Milligram)

Strength Year\	10	5	Total	Avg. Str
1996	0	0	**0**	
1997	0	0	**0**	
1998	0	0	**0**	
1999	0	0	**0**	
2000	0	0	**0**	
2001	0	0	**0**	
2002	0	0	**0**	
2003	0	0	**0**	
2004	3,027	0	**3,027**	10.00
2005	0	0	**0**	
2006	6,054	0	**6,054**	10.00
2007	24,216	0	**24,216**	10.00
2008	9,081	1,514	**10,595**	8.75
2009	9,081	0	**9,081**	10.00
2010	12,108	0	**12,108**	10.00
2011	3,027	0	**3,027**	10.00
2012	9,081	0	**9,081**	10.00
2013	9,081	0	**9,081**	10.00
2014	0	0	**0**	
2015	0	0	**0**	
2016	0	0	**0**	
2017	0	0	**0**	
2018	0	0	**0**	
2019	0	0	**0**	
Total	**84,756**	**1,514**	**86,270**	9.83

Data source: ARCOS (2006-2014) and Defendant Distribution Data (Anda 12/1996 - 1/2015)

Clay Med Pharmacy Medical (10/2004 to 11/2018)
DEA: AC2935267
929 Clay Street, 103
San Francisco, CA 94108

Anda, Inc Hydrocodone Shipments to Clay Med Pharmacy & Medical

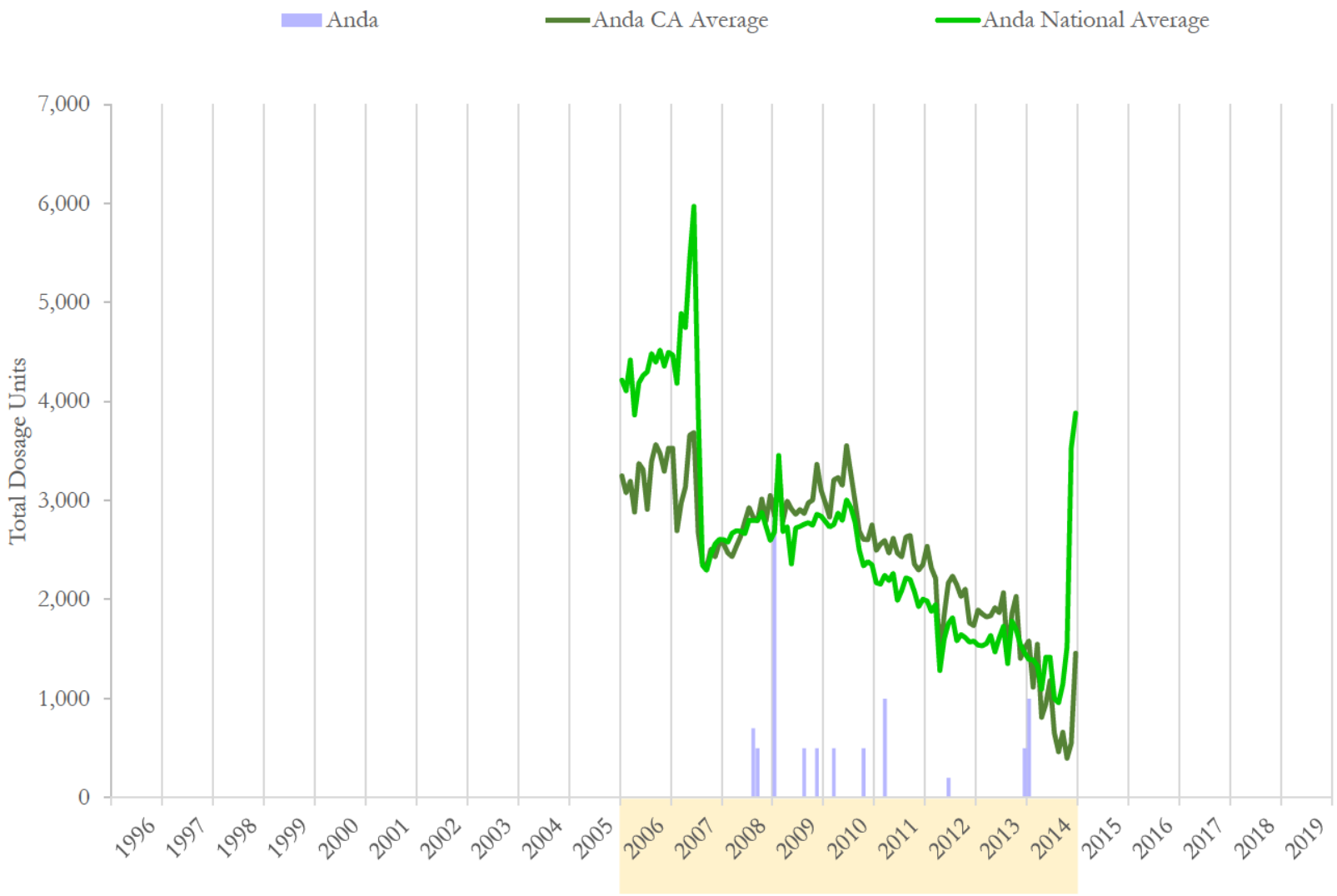

National and state averages reflect hydrocodone shipped from Anda, Inc to all active pharmacies each month.
Data source: ARCOS (2006-2014) and Defendant Distribution Data (Anda 12/1996 - 1/2015)

Clay Med Pharmacy Medical (10/2004 to 11/2018)
DEA: AC2935267
929 Clay Street, 103
San Francisco, CA 94108

Anda, Inc Hydrocodone Shipments to Clay Med Pharmacy & Medical

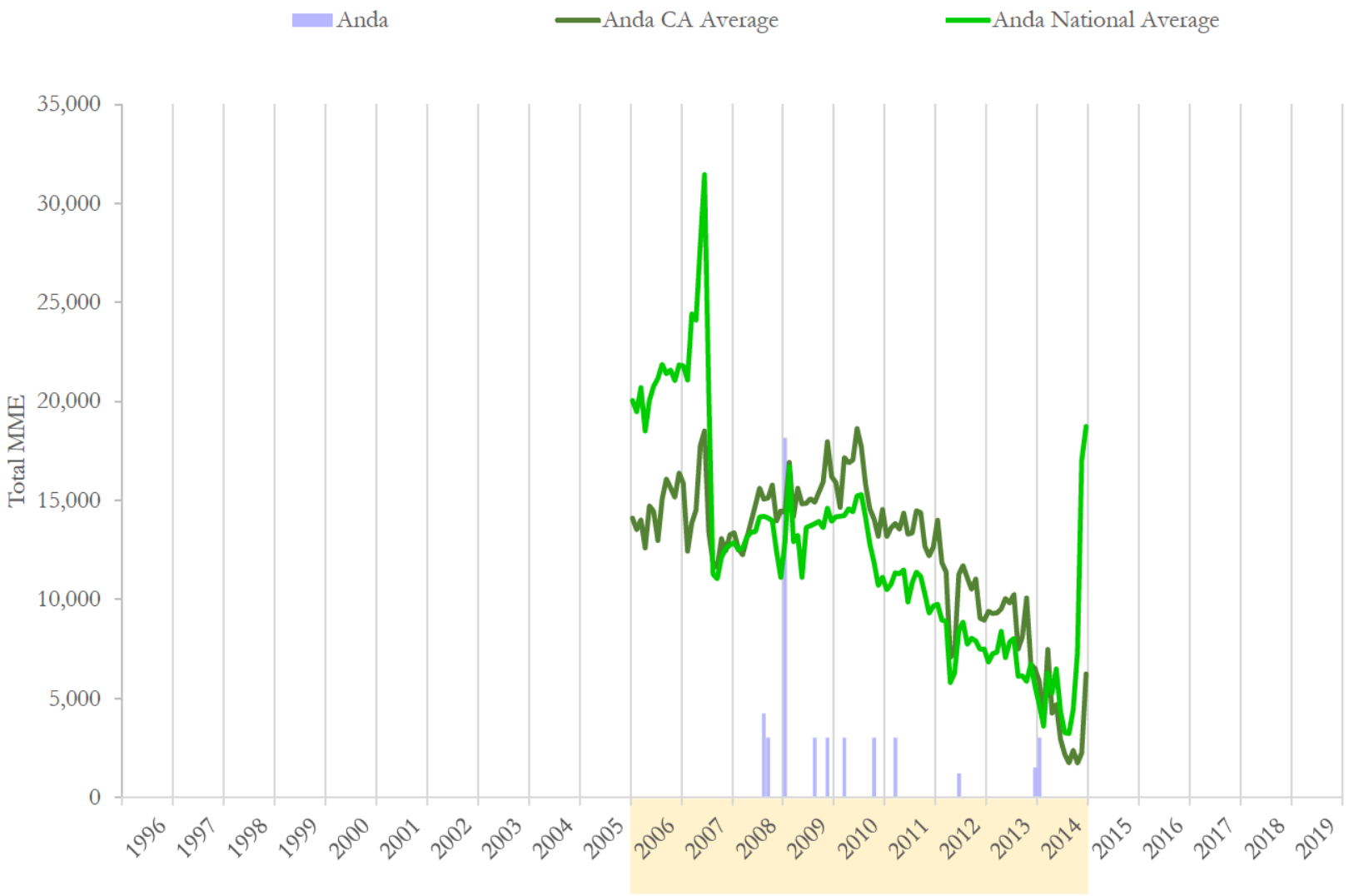

National and state averages reflect hydrocodone shipped from Anda, Inc to all active pharmacies each month.
Data source: ARCOS (2006-2014) and Defendant Distribution Data (Anda 12/1996 - 1/2015)

Clay Med Pharmacy Medical (10/2004 to 11/2018)
DEA: AC2935267
929 Clay Street, 103
San Francisco, CA 94108

Anda, Inc Hydrocodone Shipments to Clay Med Pharmacy & Medical

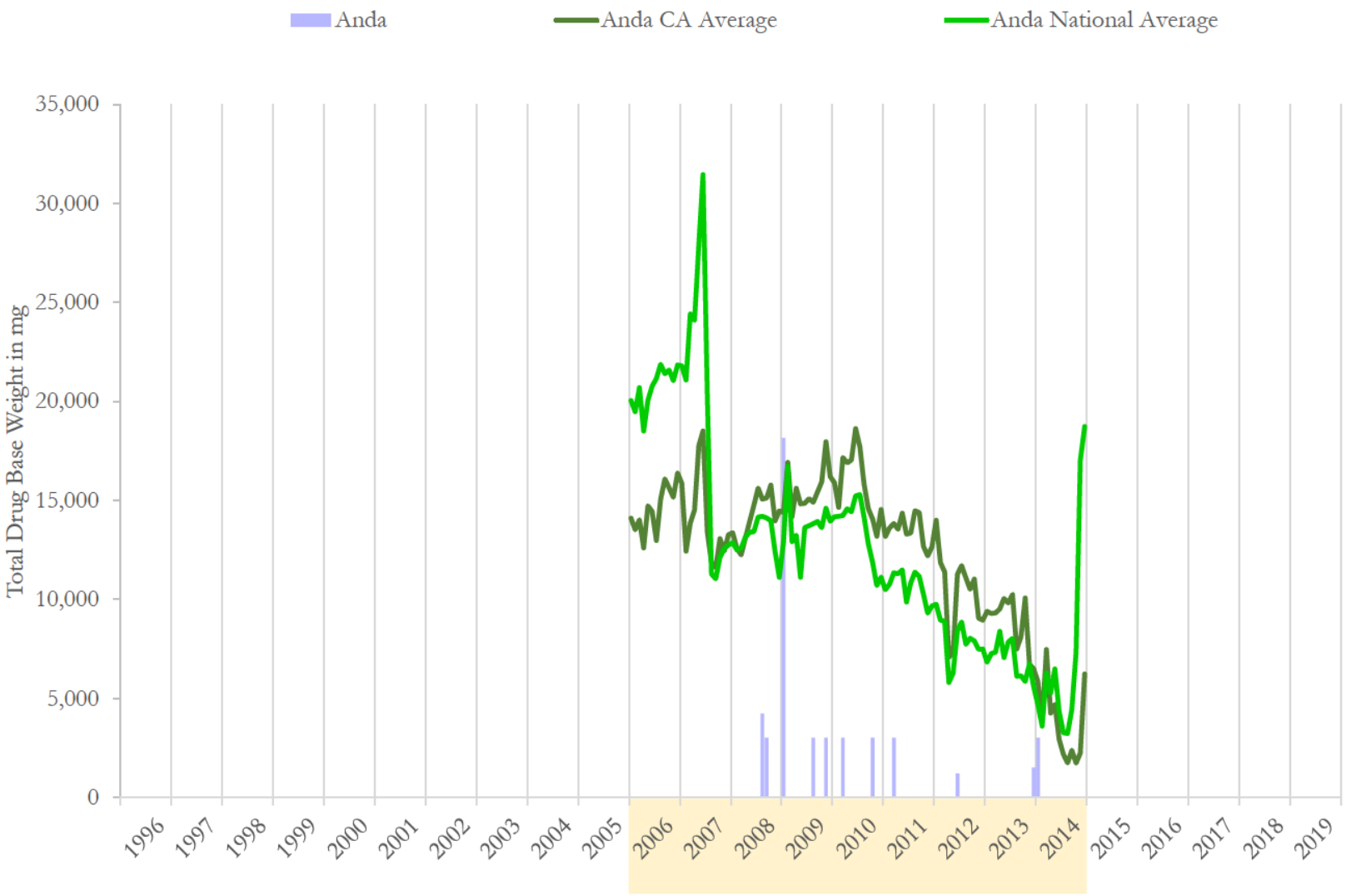

National and state averages reflect hydrocodone shipped from Anda, Inc to all active pharmacies each month.
Data source: ARCOS (2006-2014) and Defendant Distribution Data (Anda 12/1996 - 1/2015)

Clay Med Pharmacy Medical (10/2004 to 11/2018)
DEA: AC2935267
929 Clay Street, 103
San Francisco, CA 94108

Anda, Inc Hydrocodone Shipments to Clay Med Pharmacy & Medical

	Dosage Units		MME		Drug Base Weight in mg	
Date	Anda	% Change	Anda	% Change	Anda	% Change
01/2008	0	n/a	0	n/a	0	n/a
02/2008	0	n/a	0	n/a	0	n/a
03/2008	0	n/a	0	n/a	0	n/a
04/2008	0	n/a	0	n/a	0	n/a
05/2008	0	n/a	0	n/a	0	n/a
06/2008	0	n/a	0	n/a	0	n/a
07/2008	0	n/a	0	n/a	0	n/a
08/2008	700	n/a	4,238	n/a	4,238	n/a
09/2008	500	-28.6%	3,027	-28.6%	3,027	-28.6%
10/2008	0	-100.0%	0	-100.0%	0	-100.0%
11/2008	0	n/a	0	n/a	0	n/a
12/2008	0	n/a	0	n/a	0	n/a
01/2009	3,000	n/a	18,162	n/a	18,162	n/a
02/2009	0	-100.0%	0	-100.0%	0	-100.0%
03/2009	0	n/a	0	n/a	0	n/a
04/2009	0	n/a	0	n/a	0	n/a
05/2009	0	n/a	0	n/a	0	n/a
06/2009	0	n/a	0	n/a	0	n/a
07/2009	0	n/a	0	n/a	0	n/a
08/2009	500	n/a	3,027	n/a	3,027	n/a
09/2009	0	-100.0%	0	-100.0%	0	-100.0%
10/2009	0	n/a	0	n/a	0	n/a
11/2009	500	n/a	3,027	n/a	3,027	n/a
12/2009	0	-100.0%	0	-100.0%	0	-100.0%

Data source: ARCOS (2006-2014) and Defendant Distribution Data (Anda 12/1996 - 1/2015)

Clay Med Pharmacy Medical (10/2004 to 11/2018)
DEA: AC2935267
929 Clay Street, 103
San Francisco, CA 94108

Anda, Inc Hydrocodone Shipments to Clay Med Pharmacy & Medical

	Dosage Units		MME		Drug Base Weight in mg	
Date	Anda	% Change	Anda	% Change	Anda	% Change
01/2010	0	n/a	0	n/a	0	n/a
02/2010	0	n/a	0	n/a	0	n/a
03/2010	500	n/a	3,027	n/a	3,027	n/a
04/2010	0	-100.0%	0	-100.0%	0	-100.0%
05/2010	0	n/a	0	n/a	0	n/a
06/2010	0	n/a	0	n/a	0	n/a
07/2010	0	n/a	0	n/a	0	n/a
08/2010	0	n/a	0	n/a	0	n/a
09/2010	0	n/a	0	n/a	0	n/a
10/2010	500	n/a	3,027	n/a	3,027	n/a
11/2010	0	-100.0%	0	-100.0%	0	-100.0%
12/2010	0	n/a	0	n/a	0	n/a
01/2011	0	n/a	0	n/a	0	n/a
02/2011	0	n/a	0	n/a	0	n/a
03/2011	1,000	n/a	3,027	n/a	3,027	n/a
04/2011	0	-100.0%	0	-100.0%	0	-100.0%
05/2011	0	n/a	0	n/a	0	n/a
06/2011	0	n/a	0	n/a	0	n/a
07/2011	0	n/a	0	n/a	0	n/a
08/2011	0	n/a	0	n/a	0	n/a
09/2011	0	n/a	0	n/a	0	n/a
10/2011	0	n/a	0	n/a	0	n/a
11/2011	0	n/a	0	n/a	0	n/a
12/2011	0	n/a	0	n/a	0	n/a

Data source: ARCOS (2006-2014) and Defendant Distribution Data (Anda 12/1996 - 1/2015)

Clay Med Pharmacy Medical (10/2004 to 11/2018)
DEA: AC2935267
929 Clay Street, 103
San Francisco, CA 94108

Anda, Inc Hydrocodone Shipments to Clay Med Pharmacy & Medical

	Dosage Units		MME		Drug Base Weight in mg	
Date	Anda	% Change	Anda	% Change	Anda	% Change
01/2012	0	n/a	0	n/a	0	n/a
02/2012	0	n/a	0	n/a	0	n/a
03/2012	0	n/a	0	n/a	0	n/a
04/2012	0	n/a	0	n/a	0	n/a
05/2012	0	n/a	0	n/a	0	n/a
06/2012	200	n/a	1,211	n/a	1,211	n/a
07/2012	0	-100.0%	0	-100.0%	0	-100.0%
08/2012	0	n/a	0	n/a	0	n/a
09/2012	0	n/a	0	n/a	0	n/a
10/2012	0	n/a	0	n/a	0	n/a
11/2012	0	n/a	0	n/a	0	n/a
12/2012	0	n/a	0	n/a	0	n/a
01/2013	0	n/a	0	n/a	0	n/a
02/2013	0	n/a	0	n/a	0	n/a
03/2013	0	n/a	0	n/a	0	n/a
04/2013	0	n/a	0	n/a	0	n/a
05/2013	0	n/a	0	n/a	0	n/a
06/2013	0	n/a	0	n/a	0	n/a
07/2013	0	n/a	0	n/a	0	n/a
08/2013	0	n/a	0	n/a	0	n/a
09/2013	0	n/a	0	n/a	0	n/a
10/2013	0	n/a	0	n/a	0	n/a
11/2013	0	n/a	0	n/a	0	n/a
12/2013	500	n/a	1,514	n/a	1,514	n/a

Data source: ARCOS (2006-2014) and Defendant Distribution Data (Anda 12/1996 - 1/2015)

Clay Med Pharmacy Medical (10/2004 to 11/2018)
DEA: AC2935267
929 Clay Street, 103
San Francisco, CA 94108

Anda, Inc Hydrocodone Shipments to Clay Med Pharmacy & Medical

	Dosage Units		MME		Drug Base Weight in mg	
Date	Anda	% Change	Anda	% Change	Anda	% Change
01/2014	1,000	100.0%	3,027	100.0%	3,027	100.0%
02/2014	0	-100.0%	0	-100.0%	0	-100.0%
03/2014	0	n/a	0	n/a	0	n/a
04/2014	0	n/a	0	n/a	0	n/a
05/2014	0	n/a	0	n/a	0	n/a
06/2014	0	n/a	0	n/a	0	n/a
07/2014	0	n/a	0	n/a	0	n/a
08/2014	0	n/a	0	n/a	0	n/a
09/2014	0	n/a	0	n/a	0	n/a
10/2014	0	n/a	0	n/a	0	n/a
11/2014	0	n/a	0	n/a	0	n/a
12/2014	0	n/a	0	n/a	0	n/a
01/2015	0	n/a	0	n/a	0	n/a
02/2015	0	n/a	0	n/a	0	n/a
03/2015	0	n/a	0	n/a	0	n/a
04/2015	0	n/a	0	n/a	0	n/a
05/2015	0	n/a	0	n/a	0	n/a
06/2015	0	n/a	0	n/a	0	n/a
07/2015	0	n/a	0	n/a	0	n/a
08/2015	0	n/a	0	n/a	0	n/a
09/2015	0	n/a	0	n/a	0	n/a
10/2015	0	n/a	0	n/a	0	n/a
11/2015	0	n/a	0	n/a	0	n/a
12/2015	0	n/a	0	n/a	0	n/a

Data source: ARCOS (2006-2014) and Defendant Distribution Data (Anda 12/1996 - 1/2015)

Clay Med Pharmacy Medical (10/2004 to 11/2018)
DEA: AC2935267
929 Clay Street, 103
San Francisco, CA 94108

Anda, Inc Hydrocodone Shipments to Clay Med Pharmacy & Medical

	Dosage Units		MME		Drug Base Weight in mg	
Date	**Anda**	**% Change**	**Anda**	**% Change**	**Anda**	**% Change**
1996	0		0		0	
1997	0	n/a	0	n/a	0	n/a
1998	0	n/a	0	n/a	0	n/a
1999	0	n/a	0	n/a	0	n/a
2000	0	n/a	0	n/a	0	n/a
2001	0	n/a	0	n/a	0	n/a
2002	0	n/a	0	n/a	0	n/a
2003	0	n/a	0	n/a	0	n/a
2004	0	n/a	0	n/a	0	n/a
2005	0	n/a	0	n/a	0	n/a
2006	0	n/a	0	n/a	0	n/a
2007	0	n/a	0	n/a	0	n/a
2008	1,200	n/a	7,265	n/a	7,265	n/a
2009	4,000	233.3%	24,216	233.3%	24,216	233.3%
2010	1,000	-75.0%	6,054	-75.0%	6,054	-75.0%
2011	1,000	0.0%	3,027	-50.0%	3,027	-50.0%
2012	200	-80.0%	1,211	-60.0%	1,211	-60.0%
2013	500	150.0%	1,514	25.0%	1,514	25.0%
2014	1,000	100.0%	3,027	100.0%	3,027	100.0%
2015	0	-100.0%	0	-100.0%	0	-100.0%
2016	0	n/a	0	n/a	0	n/a
2017	0	n/a	0	n/a	0	n/a
2018	0	n/a	0	n/a	0	n/a
2019	0	n/a	0	n/a	0	n/a
Total	**8,900**		**46,313**		**46,313**	

Data source: ARCOS (2006-2014) and Defendant Distribution Data (Anda 12/1996 - 1/2015)

Clay Med Pharmacy Medical (10/2004 to 11/2018)
DEA: AC2935267
929 Clay Street, 103
San Francisco, CA 94108

Anda, Inc Hydrocodone Shipments to Clay Med Pharmacy & Medical, by Strength

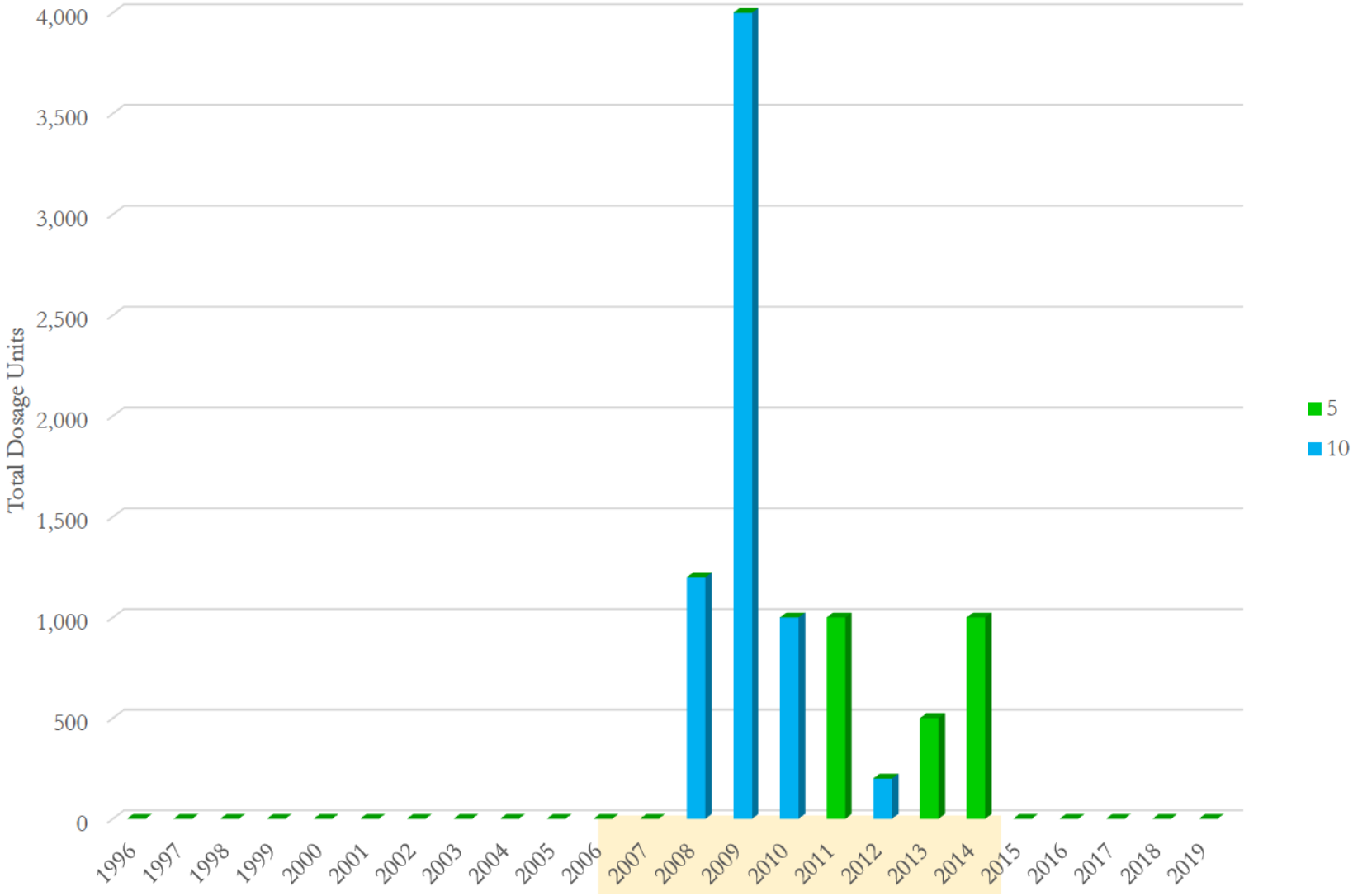

Data source: ARCOS (2006-2014) and Defendant Distribution Data (Anda 12/1996 - 1/2015)

Clay Med Pharmacy Medical (10/2004 to 11/2018)
DEA: AC2935267
929 Clay Street, 103
San Francisco, CA 94108

Anda, Inc Hydrocodone Shipments to Clay Med Pharmacy & Medical, by Strength

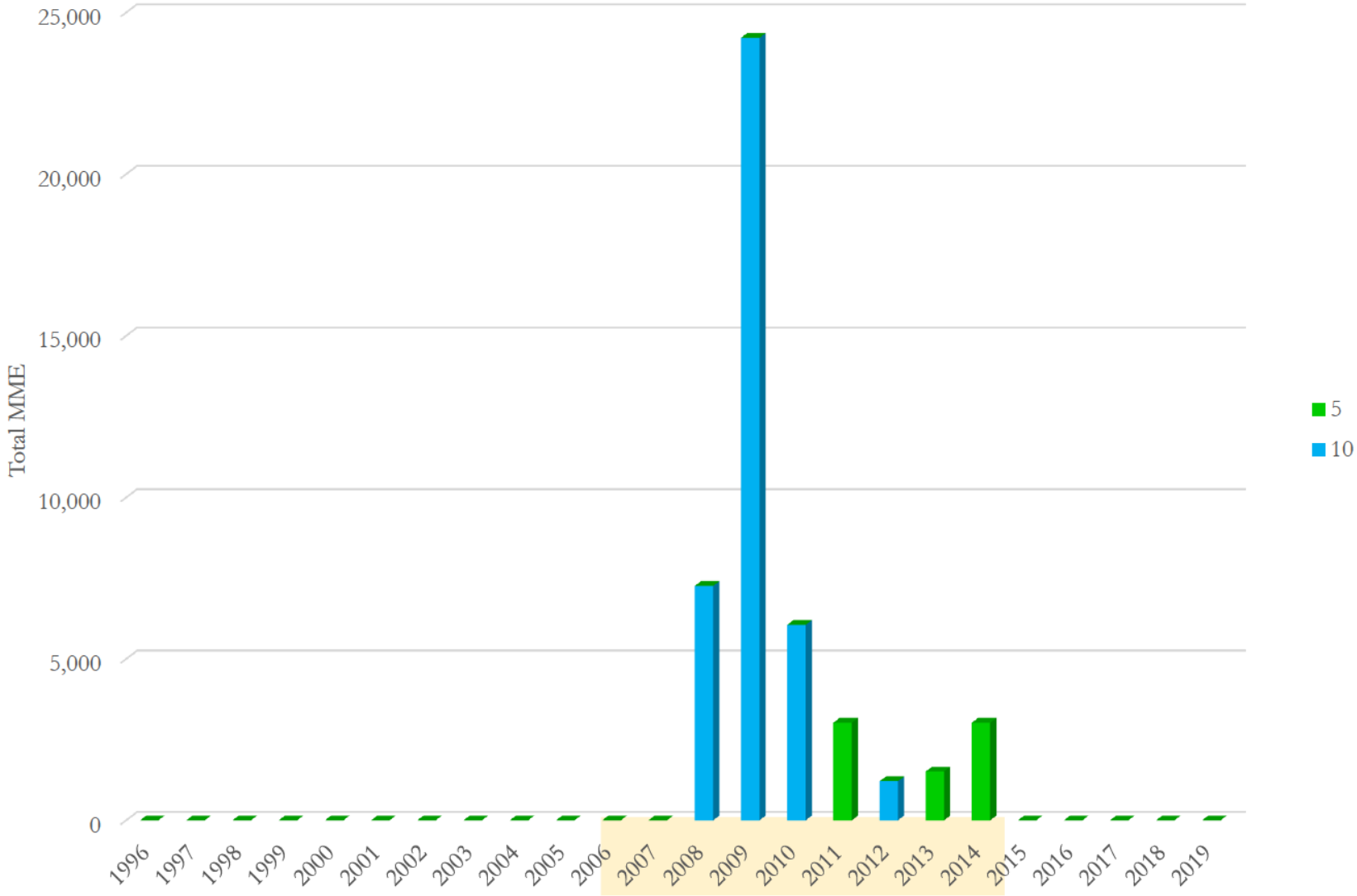

Data source: ARCOS (2006-2014) and Defendant Distribution Data (Anda 12/1996 - 1/2015)

Clay Med Pharmacy Medical (10/2004 to 11/2018)
DEA: AC2935267
929 Clay Street, 103
San Francisco, CA 94108

Anda, Inc Hydrocodone Shipments to Clay Med Pharmacy & Medical, by Strength

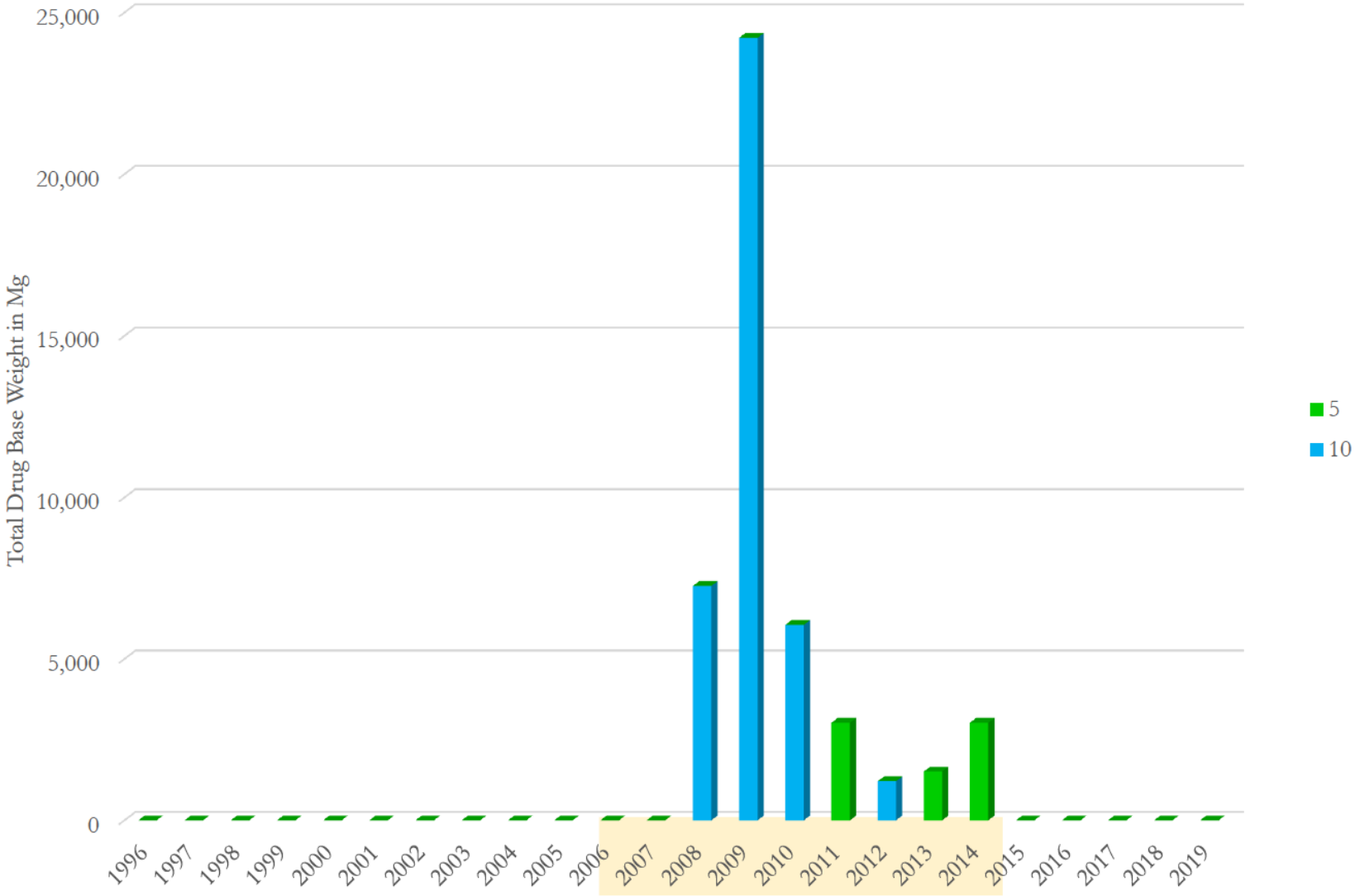

Data source: ARCOS (2006-2014) and Defendant Distribution Data (Anda 12/1996 - 1/2015)

Anda, Inc Hydrocodone Shipments to Clay Med Pharmacy & Medical, by Strength
(Total Dosage Units)

Strength Year\	10	5	Total	Avg. Str
1996	0	0	**0**	
1997	0	0	**0**	
1998	0	0	**0**	
1999	0	0	**0**	
2000	0	0	**0**	
2001	0	0	**0**	
2002	0	0	**0**	
2003	0	0	**0**	
2004	0	0	**0**	
2005	0	0	**0**	
2006	0	0	**0**	
2007	0	0	**0**	
2008	1,200	0	**1,200**	10.00
2009	4,000	0	**4,000**	10.00
2010	1,000	0	**1,000**	10.00
2011	0	1,000	**1,000**	5.00
2012	200	0	**200**	10.00
2013	0	500	**500**	5.00
2014	0	1,000	**1,000**	5.00
2015	0	0	**0**	
2016	0	0	**0**	
2017	0	0	**0**	
2018	0	0	**0**	
2019	0	0	**0**	
Total	**6,400**	**2,500**	**8,900**	8.60

Data source: ARCOS (2006-2014) and Defendant Distribution Data (Anda 12/1996 - 1/2015)

Anda, Inc Hydrocodone Shipments to Clay Med Pharmacy & Medical, by Strength (Total MME)

Strength Year\	10	5	Total	Avg. Str
1996	0	0	**0**	
1997	0	0	**0**	
1998	0	0	**0**	
1999	0	0	**0**	
2000	0	0	**0**	
2001	0	0	**0**	
2002	0	0	**0**	
2003	0	0	**0**	
2004	0	0	**0**	
2005	0	0	**0**	
2006	0	0	**0**	
2007	0	0	**0**	
2008	7,265	0	**7,265**	10.00
2009	24,216	0	**24,216**	10.00
2010	6,054	0	**6,054**	10.00
2011	0	3,027	**3,027**	5.00
2012	1,211	0	**1,211**	10.00
2013	0	1,514	**1,514**	5.00
2014	0	3,027	**3,027**	5.00
2015	0	0	**0**	
2016	0	0	**0**	
2017	0	0	**0**	
2018	0	0	**0**	
2019	0	0	**0**	
Total	**38,746**	**7,568**	**46,313**	8.60

Data source: ARCOS (2006-2014) and Defendant Distribution Data (Anda 12/1996 - 1/2015)

Anda, Inc Hydrocodone Shipments to Clay Med Pharmacy & Medical, by Strength
(Total Drug Base Weight in Milligram)

Strength Year\	10	5	Total	Avg. Str
1996	0	0	**0**	
1997	0	0	**0**	
1998	0	0	**0**	
1999	0	0	**0**	
2000	0	0	**0**	
2001	0	0	**0**	
2002	0	0	**0**	
2003	0	0	**0**	
2004	0	0	**0**	
2005	0	0	**0**	
2006	0	0	**0**	
2007	0	0	**0**	
2008	7,265	0	**7,265**	10.00
2009	24,216	0	**24,216**	10.00
2010	6,054	0	**6,054**	10.00
2011	0	3,027	**3,027**	5.00
2012	1,211	0	**1,211**	10.00
2013	0	1,514	**1,514**	5.00
2014	0	3,027	**3,027**	5.00
2015	0	0	**0**	
2016	0	0	**0**	
2017	0	0	**0**	
2018	0	0	**0**	
2019	0	0	**0**	
Total	**38,746**	**7,568**	**46,313**	8.60

Data source: ARCOS (2006-2014) and Defendant Distribution Data (Anda 12/1996 - 1/2015)

Chinatown Medical Pharmacy (6/1997 to 6/2013)
DEA: AC9554468
823 Jackson Street
San Francisco, CA 94133

Anda, Inc Hydrocodone Shipments to Chinatown Medical Pharmacy

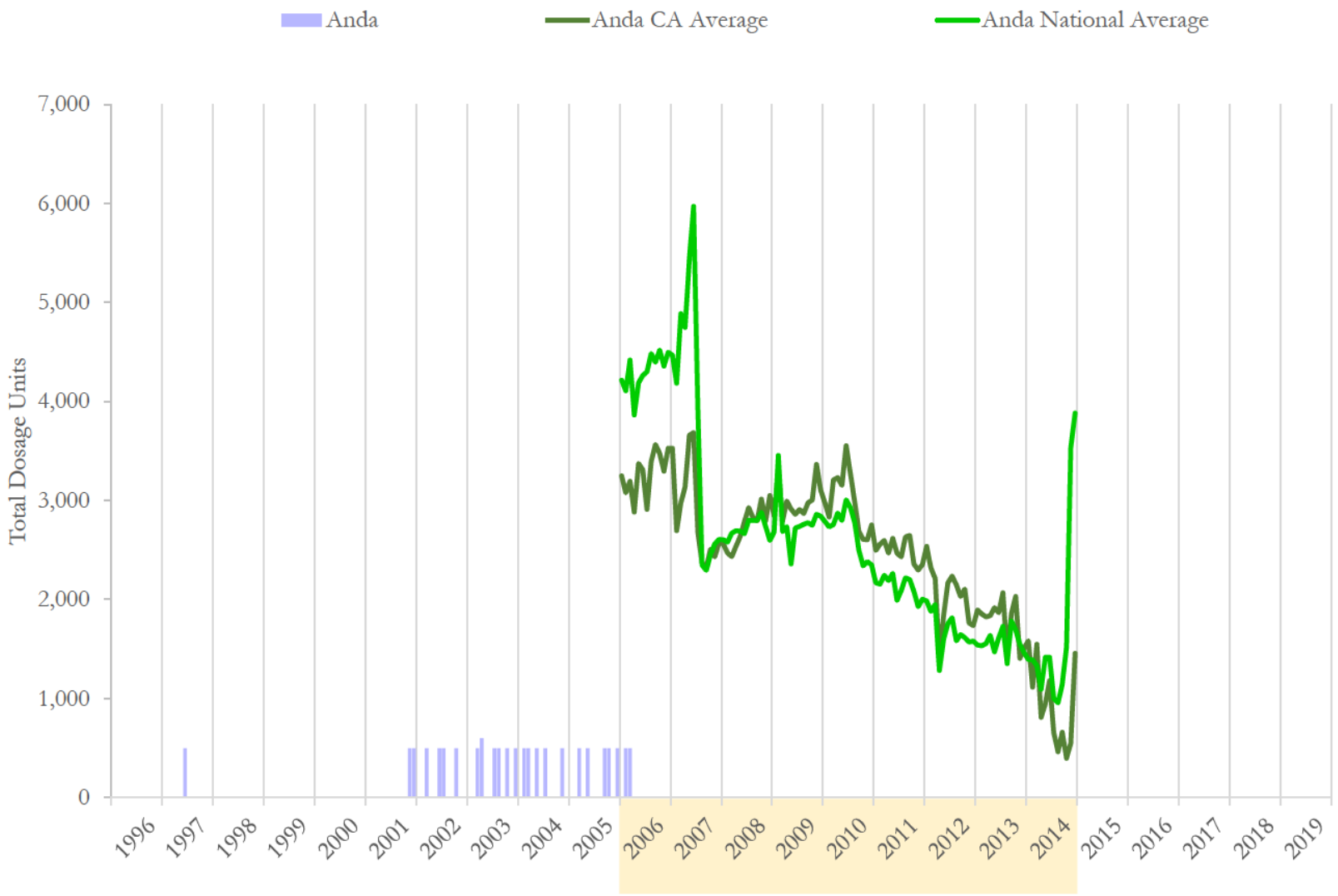

National and state averages reflect hydrocodone shipped from Anda, Inc to all active pharmacies each month.
Data source: ARCOS (2006-2014) and Defendant Distribution Data (Anda 12/1996 - 1/2015)

Chinatown Medical Pharmacy (6/1997 to 6/2013)
DEA: AC9554468
823 Jackson Street
San Francisco, CA 94133

Anda, Inc Hydrocodone Shipments to Chinatown Medical Pharmacy

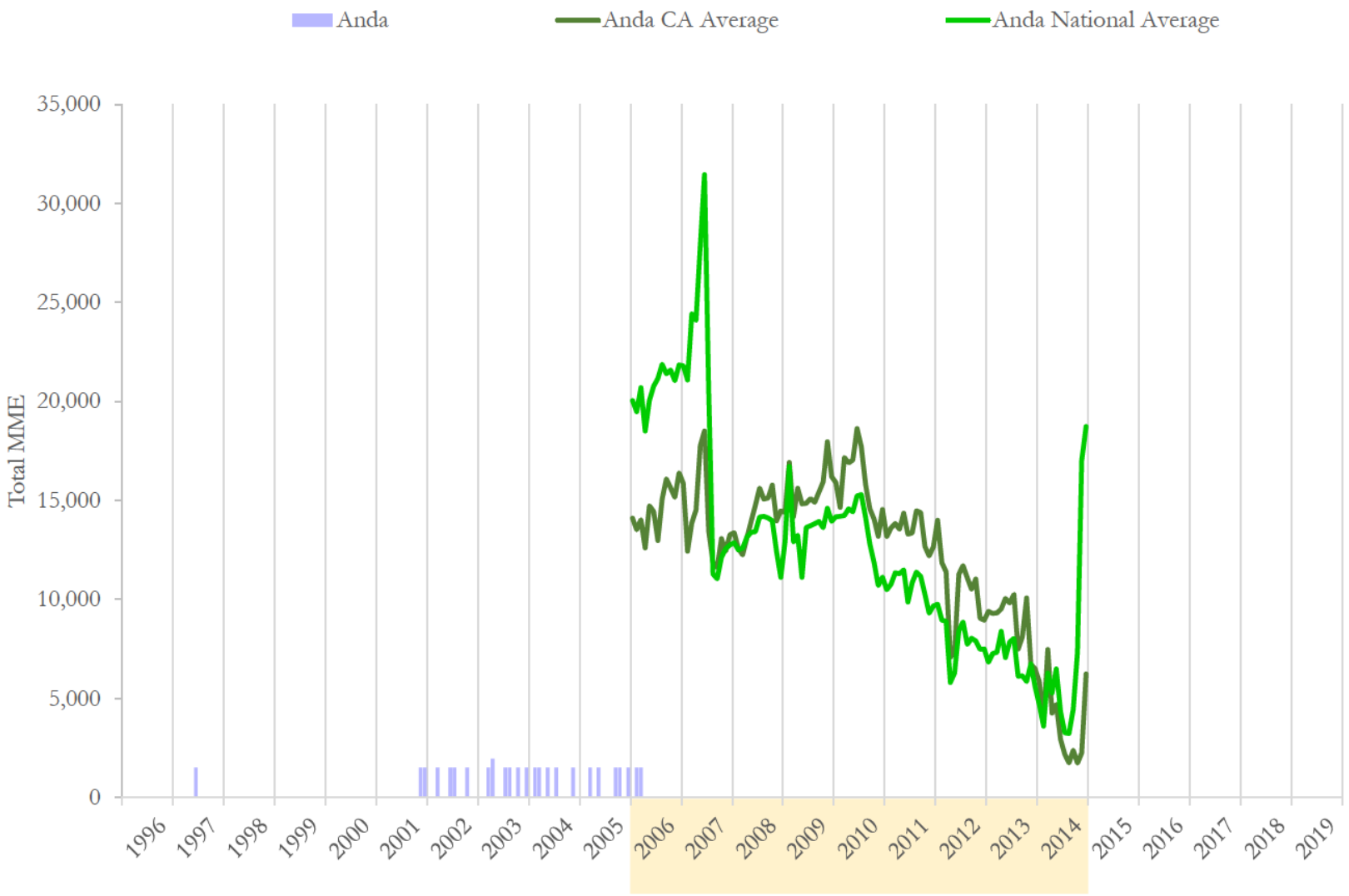

National and state averages reflect hydrocodone shipped from Anda, Inc to all active pharmacies each month.
Data source: ARCOS (2006-2014) and Defendant Distribution Data (Anda 12/1996 - 1/2015)

Chinatown Medical Pharmacy (6/1997 to 6/2013)
DEA: AC9554468
823 Jackson Street
San Francisco, CA 94133

Anda, Inc Hydrocodone Shipments to Chinatown Medical Pharmacy

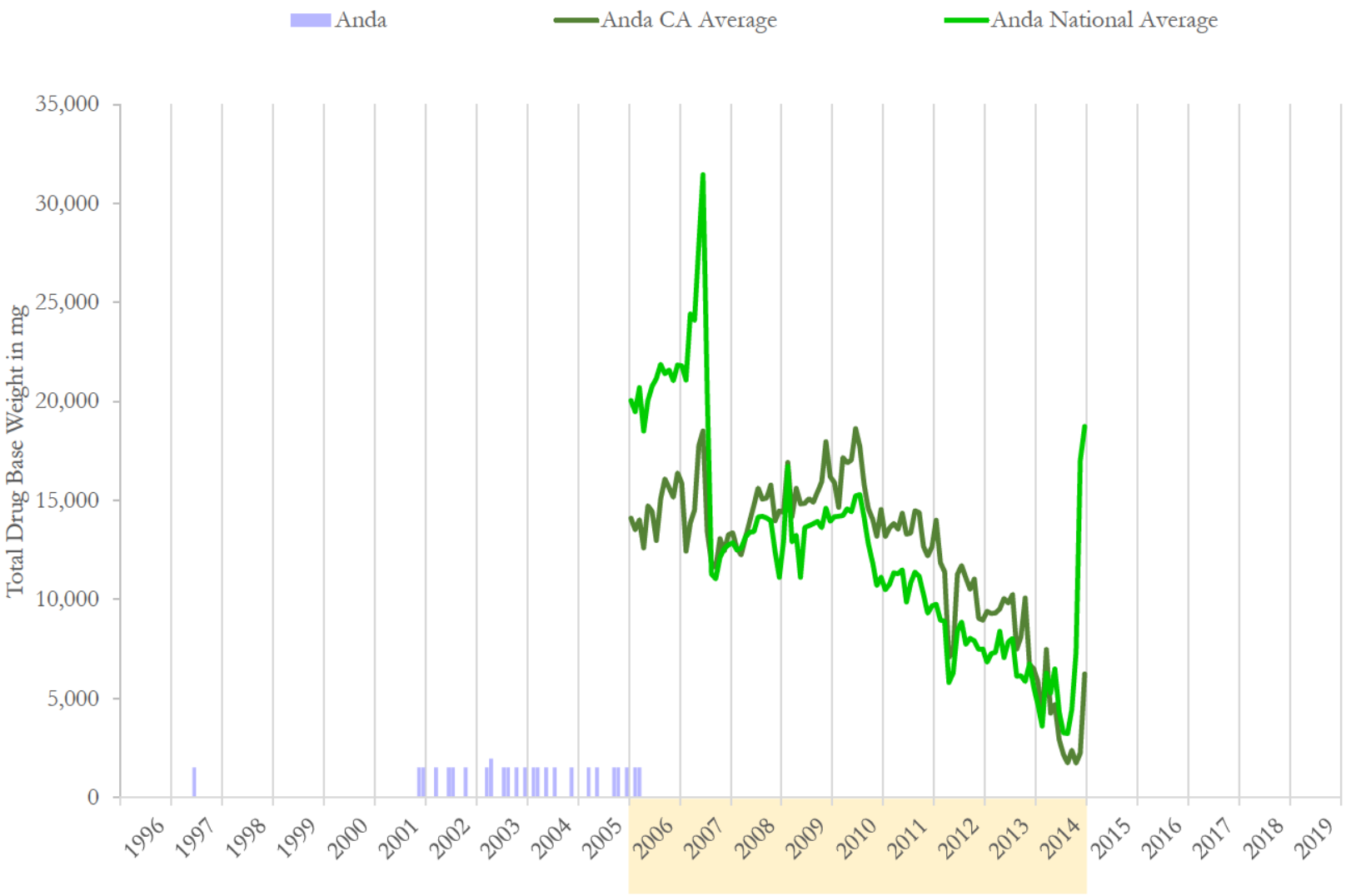

National and state averages reflect hydrocodone shipped from Anda, Inc to all active pharmacies each month.
Data source: ARCOS (2006-2014) and Defendant Distribution Data (Anda 12/1996 - 1/2015)

Anda, Inc Hydrocodone Shipments to Chinatown Medical Pharmacy

	Dosage Units		MME		Drug Base Weight in mg	
Date	Anda	% Change	Anda	% Change	Anda	% Change
01/1996	0		0		0	
02/1996	0	n/a	0	n/a	0	n/a
03/1996	0	n/a	0	n/a	0	n/a
04/1996	0	n/a	0	n/a	0	n/a
05/1996	0	n/a	0	n/a	0	n/a
06/1996	0	n/a	0	n/a	0	n/a
07/1996	0	n/a	0	n/a	0	n/a
08/1996	0	n/a	0	n/a	0	n/a
09/1996	0	n/a	0	n/a	0	n/a
10/1996	0	n/a	0	n/a	0	n/a
11/1996	0	n/a	0	n/a	0	n/a
12/1996	0	n/a	0	n/a	0	n/a
01/1997	0	n/a	0	n/a	0	n/a
02/1997	0	n/a	0	n/a	0	n/a
03/1997	0	n/a	0	n/a	0	n/a
04/1997	0	n/a	0	n/a	0	n/a
05/1997	0	n/a	0	n/a	0	n/a
06/1997	500	n/a	1,514	n/a	1,514	n/a
07/1997	0	-100.0%	0	-100.0%	0	-100.0%
08/1997	0	n/a	0	n/a	0	n/a
09/1997	0	n/a	0	n/a	0	n/a
10/1997	0	n/a	0	n/a	0	n/a
11/1997	0	n/a	0	n/a	0	n/a
12/1997	0	n/a	0	n/a	0	n/a

Data source: ARCOS (2006-2014) and Defendant Distribution Data (Anda 12/1996 - 1/2015)

Chinatown Medical Pharmacy (6/1997 to 6/2013)
DEA: AC9554468
823 Jackson Street
San Francisco, CA 94133

Anda, Inc Hydrocodone Shipments to Chinatown Medical Pharmacy

	Dosage Units		MME		Drug Base Weight in mg	
Date	Anda	% Change	Anda	% Change	Anda	% Change
01/2000	0	n/a	0	n/a	0	n/a
02/2000	0	n/a	0	n/a	0	n/a
03/2000	0	n/a	0	n/a	0	n/a
04/2000	0	n/a	0	n/a	0	n/a
05/2000	0	n/a	0	n/a	0	n/a
06/2000	0	n/a	0	n/a	0	n/a
07/2000	0	n/a	0	n/a	0	n/a
08/2000	0	n/a	0	n/a	0	n/a
09/2000	0	n/a	0	n/a	0	n/a
10/2000	0	n/a	0	n/a	0	n/a
11/2000	0	n/a	0	n/a	0	n/a
12/2000	0	n/a	0	n/a	0	n/a
01/2001	0	n/a	0	n/a	0	n/a
02/2001	0	n/a	0	n/a	0	n/a
03/2001	0	n/a	0	n/a	0	n/a
04/2001	0	n/a	0	n/a	0	n/a
05/2001	0	n/a	0	n/a	0	n/a
06/2001	0	n/a	0	n/a	0	n/a
07/2001	0	n/a	0	n/a	0	n/a
08/2001	0	n/a	0	n/a	0	n/a
09/2001	0	n/a	0	n/a	0	n/a
10/2001	0	n/a	0	n/a	0	n/a
11/2001	500	n/a	1,514	n/a	1,514	n/a
12/2001	500	0.0%	1,514	0.0%	1,514	0.0%

Data source: ARCOS (2006-2014) and Defendant Distribution Data (Anda 12/1996 - 1/2015)

Chinatown Medical Pharmacy (6/1997 to 6/2013)
DEA: AC9554468
823 Jackson Street
San Francisco, CA 94133

Anda, Inc Hydrocodone Shipments to Chinatown Medical Pharmacy

	Dosage Units		MME		Drug Base Weight in mg	
Date	Anda	% Change	Anda	% Change	Anda	% Change
01/2002	0	-100.0%	0	-100.0%	0	-100.0%
02/2002	0	n/a	0	n/a	0	n/a
03/2002	500	n/a	1,514	n/a	1,514	n/a
04/2002	0	-100.0%	0	-100.0%	0	-100.0%
05/2002	0	n/a	0	n/a	0	n/a
06/2002	500	n/a	1,514	n/a	1,514	n/a
07/2002	500	0.0%	1,514	0.0%	1,514	0.0%
08/2002	0	-100.0%	0	-100.0%	0	-100.0%
09/2002	0	n/a	0	n/a	0	n/a
10/2002	500	n/a	1,514	n/a	1,514	n/a
11/2002	0	-100.0%	0	-100.0%	0	-100.0%
12/2002	0	n/a	0	n/a	0	n/a
01/2003	0	n/a	0	n/a	0	n/a
02/2003	0	n/a	0	n/a	0	n/a
03/2003	500	n/a	1,514	n/a	1,514	n/a
04/2003	600	20.0%	1,968	30.0%	1,968	30.0%
05/2003	0	-100.0%	0	-100.0%	0	-100.0%
06/2003	0	n/a	0	n/a	0	n/a
07/2003	500	n/a	1,514	n/a	1,514	n/a
08/2003	500	0.0%	1,514	0.0%	1,514	0.0%
09/2003	0	-100.0%	0	-100.0%	0	-100.0%
10/2003	500	n/a	1,514	n/a	1,514	n/a
11/2003	0	-100.0%	0	-100.0%	0	-100.0%
12/2003	500	n/a	1,514	n/a	1,514	n/a

Data source: ARCOS (2006-2014) and Defendant Distribution Data (Anda 12/1996 - 1/2015)

Chinatown Medical Pharmacy (6/1997 to 6/2013)
DEA: AC9554468
823 Jackson Street
San Francisco, CA 94133

Anda, Inc Hydrocodone Shipments to Chinatown Medical Pharmacy

	Dosage Units		MME		Drug Base Weight in mg	
Date	Anda	% Change	Anda	% Change	Anda	% Change
01/2004	0	-100.0%	0	-100.0%	0	-100.0%
02/2004	500	n/a	1,514	n/a	1,514	n/a
03/2004	500	0.0%	1,514	0.0%	1,514	0.0%
04/2004	0	-100.0%	0	-100.0%	0	-100.0%
05/2004	500	n/a	1,514	n/a	1,514	n/a
06/2004	0	-100.0%	0	-100.0%	0	-100.0%
07/2004	500	n/a	1,514	n/a	1,514	n/a
08/2004	0	-100.0%	0	-100.0%	0	-100.0%
09/2004	0	n/a	0	n/a	0	n/a
10/2004	0	n/a	0	n/a	0	n/a
11/2004	500	n/a	1,514	n/a	1,514	n/a
12/2004	0	-100.0%	0	-100.0%	0	-100.0%
01/2005	0	n/a	0	n/a	0	n/a
02/2005	0	n/a	0	n/a	0	n/a
03/2005	500	n/a	1,514	n/a	1,514	n/a
04/2005	0	-100.0%	0	-100.0%	0	-100.0%
05/2005	500	n/a	1,514	n/a	1,514	n/a
06/2005	0	-100.0%	0	-100.0%	0	-100.0%
07/2005	0	n/a	0	n/a	0	n/a
08/2005	0	n/a	0	n/a	0	n/a
09/2005	500	n/a	1,514	n/a	1,514	n/a
10/2005	500	0.0%	1,514	0.0%	1,514	0.0%
11/2005	0	-100.0%	0	-100.0%	0	-100.0%
12/2005	500	n/a	1,514	n/a	1,514	n/a

Data source: ARCOS (2006-2014) and Defendant Distribution Data (Anda 12/1996 - 1/2015)

Chinatown Medical Pharmacy (6/1997 to 6/2013)
DEA: AC9554468
823 Jackson Street
San Francisco, CA 94133

Anda, Inc Hydrocodone Shipments to Chinatown Medical Pharmacy

	Dosage Units		MME		Drug Base Weight in mg	
Date	Anda	% Change	Anda	% Change	Anda	% Change
01/2006	0	-100.0%	0	-100.0%	0	-100.0%
02/2006	500	n/a	1,514	n/a	1,514	n/a
03/2006	500	0.0%	1,514	0.0%	1,514	0.0%
04/2006	0	-100.0%	0	-100.0%	0	-100.0%
05/2006	0	n/a	0	n/a	0	n/a
06/2006	0	n/a	0	n/a	0	n/a
07/2006	0	n/a	0	n/a	0	n/a
08/2006	0	n/a	0	n/a	0	n/a
09/2006	0	n/a	0	n/a	0	n/a
10/2006	0	n/a	0	n/a	0	n/a
11/2006	0	n/a	0	n/a	0	n/a
12/2006	0	n/a	0	n/a	0	n/a
01/2007	0	n/a	0	n/a	0	n/a
02/2007	0	n/a	0	n/a	0	n/a
03/2007	0	n/a	0	n/a	0	n/a
04/2007	0	n/a	0	n/a	0	n/a
05/2007	0	n/a	0	n/a	0	n/a
06/2007	0	n/a	0	n/a	0	n/a
07/2007	0	n/a	0	n/a	0	n/a
08/2007	0	n/a	0	n/a	0	n/a
09/2007	0	n/a	0	n/a	0	n/a
10/2007	0	n/a	0	n/a	0	n/a
11/2007	0	n/a	0	n/a	0	n/a
12/2007	0	n/a	0	n/a	0	n/a

Data source: ARCOS (2006-2014) and Defendant Distribution Data (Anda 12/1996 - 1/2015)

Chinatown Medical Pharmacy (6/1997 to 6/2013)
DEA: AC9554468
823 Jackson Street
San Francisco, CA 94133

Anda, Inc Hydrocodone Shipments to Chinatown Medical Pharmacy

	Dosage Units		MME		Drug Base Weight in mg	
Date	**Anda**	**% Change**	**Anda**	**% Change**	**Anda**	**% Change**
1996	0		0		0	
1997	500	n/a	1,514	n/a	1,514	n/a
1998	0	-100.0%	0	-100.0%	0	-100.0%
1999	0	n/a	0	n/a	0	n/a
2000	0	n/a	0	n/a	0	n/a
2001	1,000	n/a	3,027	n/a	3,027	n/a
2002	2,000	100.0%	6,054	100.0%	6,054	100.0%
2003	3,100	55.0%	9,535	57.5%	9,535	57.5%
2004	2,500	-19.4%	7,568	-20.6%	7,568	-20.6%
2005	2,500	0.0%	7,568	0.0%	7,568	0.0%
2006	1,000	-60.0%	3,027	-60.0%	3,027	-60.0%
2007	0	-100.0%	0	-100.0%	0	-100.0%
2008	0	n/a	0	n/a	0	n/a
2009	0	n/a	0	n/a	0	n/a
2010	0	n/a	0	n/a	0	n/a
2011	0	n/a	0	n/a	0	n/a
2012	0	n/a	0	n/a	0	n/a
2013	0	n/a	0	n/a	0	n/a
2014	0	n/a	0	n/a	0	n/a
2015	0	n/a	0	n/a	0	n/a
2016	0	n/a	0	n/a	0	n/a
2017	0	n/a	0	n/a	0	n/a
2018	0	n/a	0	n/a	0	n/a
2019	0	n/a	0	n/a	0	n/a
Total	**12,600**		**38,292**		**38,292**	

Data source: ARCOS (2006-2014) and Defendant Distribution Data (Anda 12/1996 - 1/2015)

Chinatown Medical Pharmacy (6/1997 to 6/2013)
DEA: AC9554468
823 Jackson Street
San Francisco, CA 94133

Anda, Inc Hydrocodone Shipments to Chinatown Medical Pharmacy, by Strength

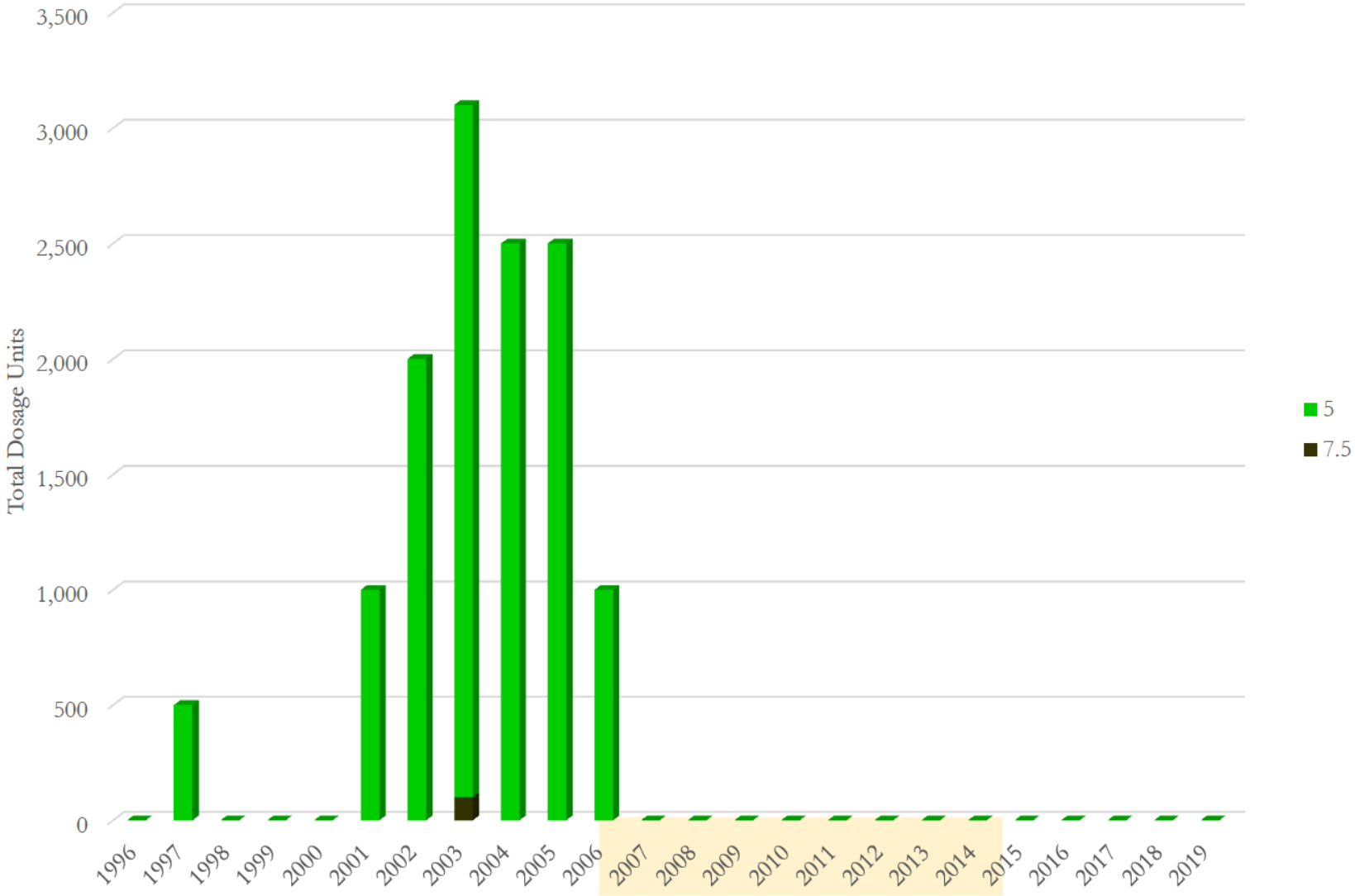

Data source: ARCOS (2006-2014) and Defendant Distribution Data (Anda 12/1996 - 1/2015)

Chinatown Medical Pharmacy (6/1997 to 6/2013)
DEA: AC9554468
823 Jackson Street
San Francisco, CA 94133

Anda, Inc Hydrocodone Shipments to Chinatown Medical Pharmacy, by Strength

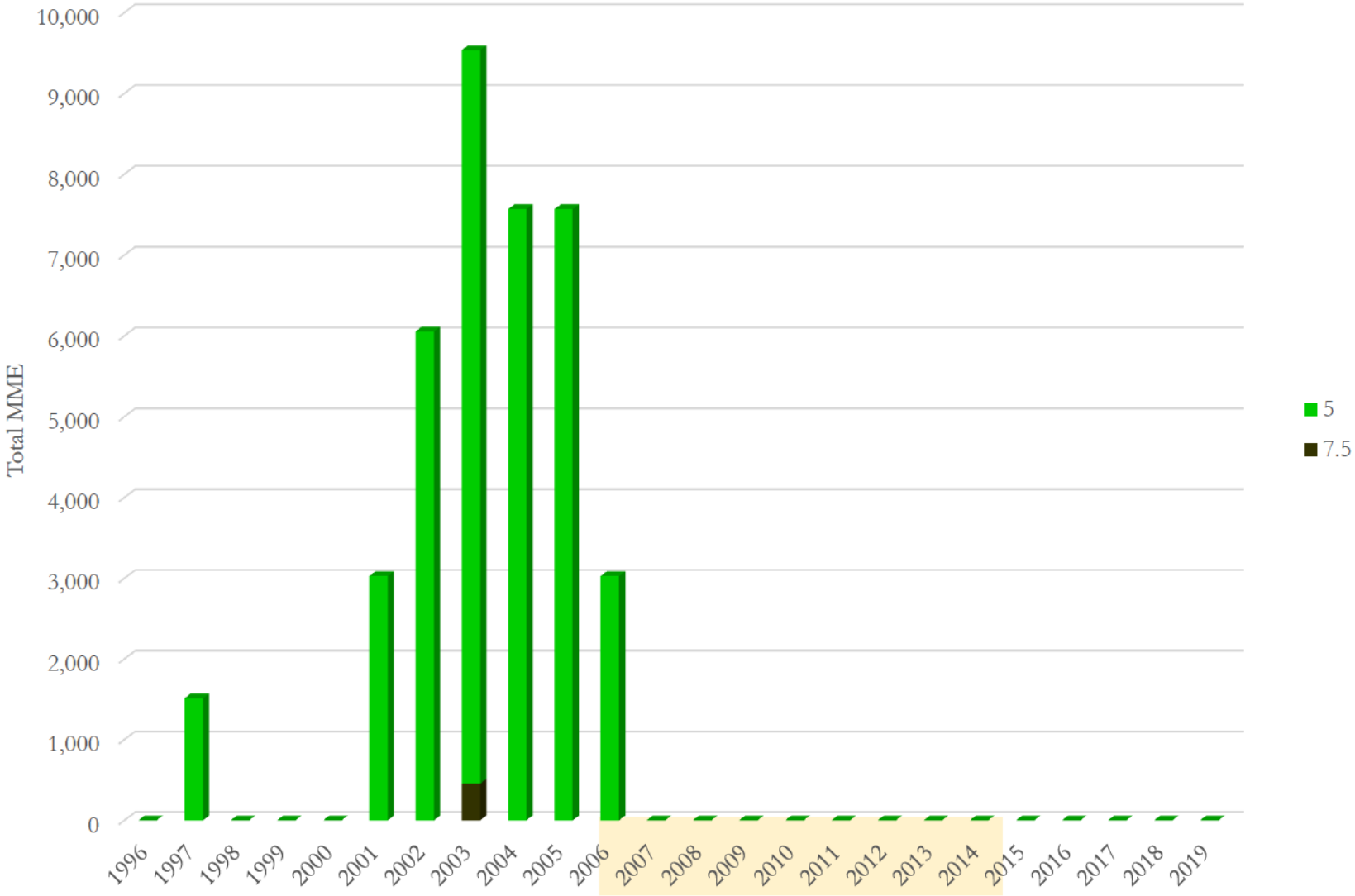

Data source: ARCOS (2006-2014) and Defendant Distribution Data (Anda 12/1996 - 1/2015)

Chinatown Medical Pharmacy (6/1997 to 6/2013)
DEA: AC9554468
823 Jackson Street
San Francisco, CA 94133

Anda, Inc Hydrocodone Shipments to Chinatown Medical Pharmacy, by Strength

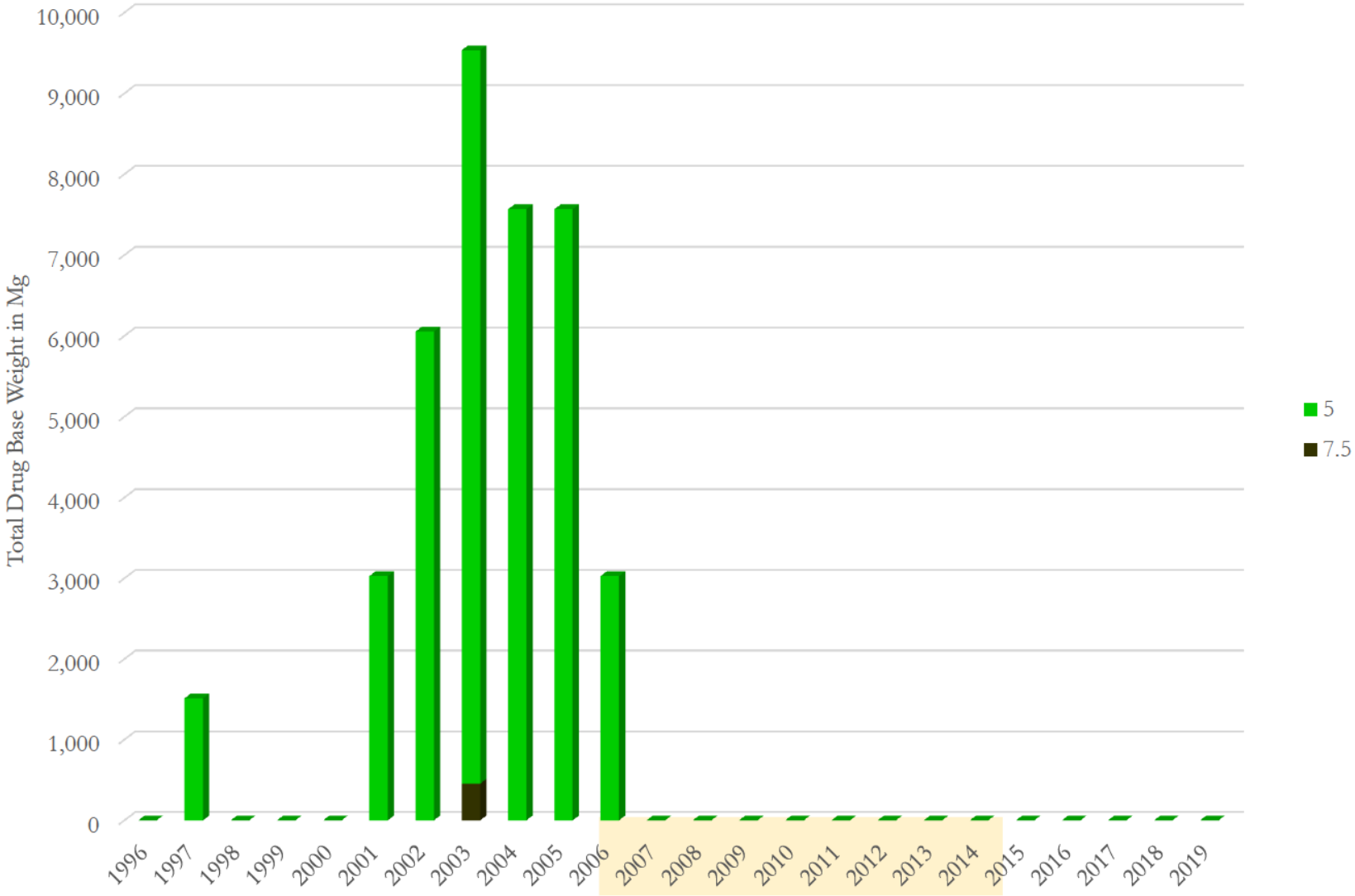

Data source: ARCOS (2006-2014) and Defendant Distribution Data (Anda 12/1996 - 1/2015)

Anda, Inc Hydrocodone Shipments to Chinatown Medical Pharmacy, by Strength
(Total Dosage Units)

Strength Year\	7.5	5	Total	Avg. Str
1996	0	0	**0**	
1997	0	500	**500**	5.00
1998	0	0	**0**	
1999	0	0	**0**	
2000	0	0	**0**	
2001	0	1,000	**1,000**	5.00
2002	0	2,000	**2,000**	5.00
2003	100	3,000	**3,100**	5.08
2004	0	2,500	**2,500**	5.00
2005	0	2,500	**2,500**	5.00
2006	0	1,000	**1,000**	5.00
2007	0	0	**0**	
2008	0	0	**0**	
2009	0	0	**0**	
2010	0	0	**0**	
2011	0	0	**0**	
2012	0	0	**0**	
2013	0	0	**0**	
2014	0	0	**0**	
2015	0	0	**0**	
2016	0	0	**0**	
2017	0	0	**0**	
2018	0	0	**0**	
2019	0	0	**0**	
Total	**100**	**12,500**	**12,600**	5.02

Data source: ARCOS (2006-2014) and Defendant Distribution Data (Anda 12/1996 - 1/2015)

Chinatown Medical Pharmacy (6/1997 to 6/2013)
DEA: AC9554468
823 Jackson Street
San Francisco, CA 94133

Anda, Inc Hydrocodone Shipments to Chinatown Medical Pharmacy, by Strength (Total MME)

Strength Year\	7.5	5	Total	Avg. Str
1996	0	0	**0**	
1997	0	1,514	**1,514**	5.00
1998	0	0	**0**	
1999	0	0	**0**	
2000	0	0	**0**	
2001	0	3,027	**3,027**	5.00
2002	0	6,054	**6,054**	5.00
2003	454	9,081	**9,535**	5.08
2004	0	7,568	**7,568**	5.00
2005	0	7,568	**7,568**	5.00
2006	0	3,027	**3,027**	5.00
2007	0	0	**0**	
2008	0	0	**0**	
2009	0	0	**0**	
2010	0	0	**0**	
2011	0	0	**0**	
2012	0	0	**0**	
2013	0	0	**0**	
2014	0	0	**0**	
2015	0	0	**0**	
2016	0	0	**0**	
2017	0	0	**0**	
2018	0	0	**0**	
2019	0	0	**0**	
Total	**454**	**37,838**	**38,292**	5.02

Data source: ARCOS (2006-2014) and Defendant Distribution Data (Anda 12/1996 - 1/2015)

Chinatown Medical Pharmacy (6/1997 to 6/2013)
DEA: AC9554468
823 Jackson Street
San Francisco, CA 94133

Anda, Inc Hydrocodone Shipments to Chinatown Medical Pharmacy, by Strength
(Total Drug Base Weight in Milligram)

Strength Year\	7.5	5	Total	Avg. Str
1996	0	0	**0**	
1997	0	1,514	**1,514**	5.00
1998	0	0	**0**	
1999	0	0	**0**	
2000	0	0	**0**	
2001	0	3,027	**3,027**	5.00
2002	0	6,054	**6,054**	5.00
2003	454	9,081	**9,535**	5.08
2004	0	7,568	**7,568**	5.00
2005	0	7,568	**7,568**	5.00
2006	0	3,027	**3,027**	5.00
2007	0	0	**0**	
2008	0	0	**0**	
2009	0	0	**0**	
2010	0	0	**0**	
2011	0	0	**0**	
2012	0	0	**0**	
2013	0	0	**0**	
2014	0	0	**0**	
2015	0	0	**0**	
2016	0	0	**0**	
2017	0	0	**0**	
2018	0	0	**0**	
2019	0	0	**0**	
Total	**454**	**37,838**	**38,292**	5.02

Data source: ARCOS (2006-2014) and Defendant Distribution Data (Anda 12/1996 - 1/2015)

Walgreens # 15331 (2/2014 to 1/2018)
DEA: FW4321953
500 Parnassus Avenue, Level J, Room Mu-145
San Francisco, CA 94143

Anda, Inc Hydrocodone Shipments to Walgreens # 15331

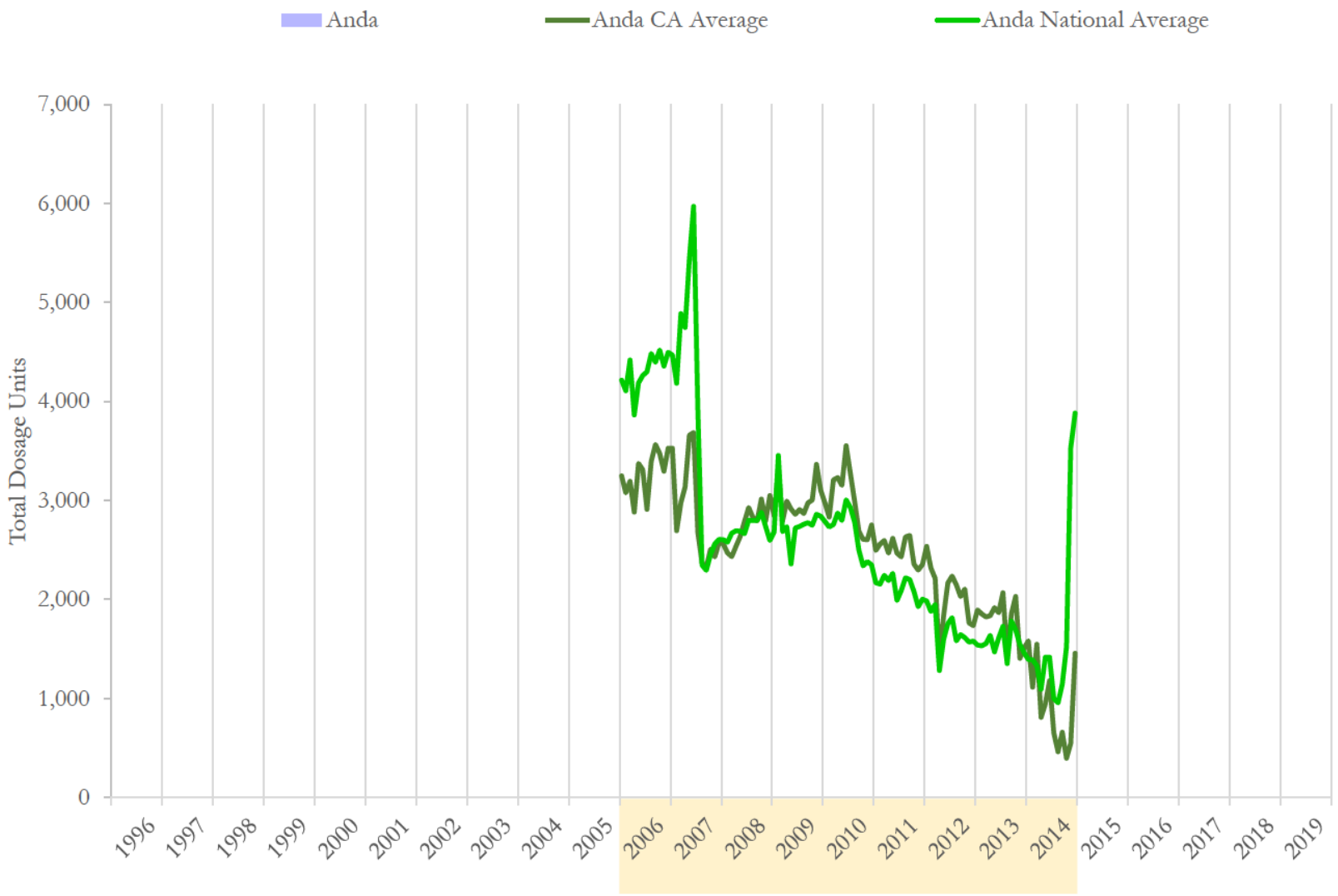

National and state averages reflect hydrocodone shipped from Anda, Inc to all active pharmacies each month.
Data source: ARCOS (2006-2014) and Defendant Distribution Data (Anda 12/1996 - 1/2015)

Walgreens # 15331 (2/2014 to 1/2018)
DEA: FW4321953
500 Parnassus Avenue, Level J, Room Mu-145
San Francisco, CA 94143

Anda, Inc Hydrocodone Shipments to Walgreens # 15331

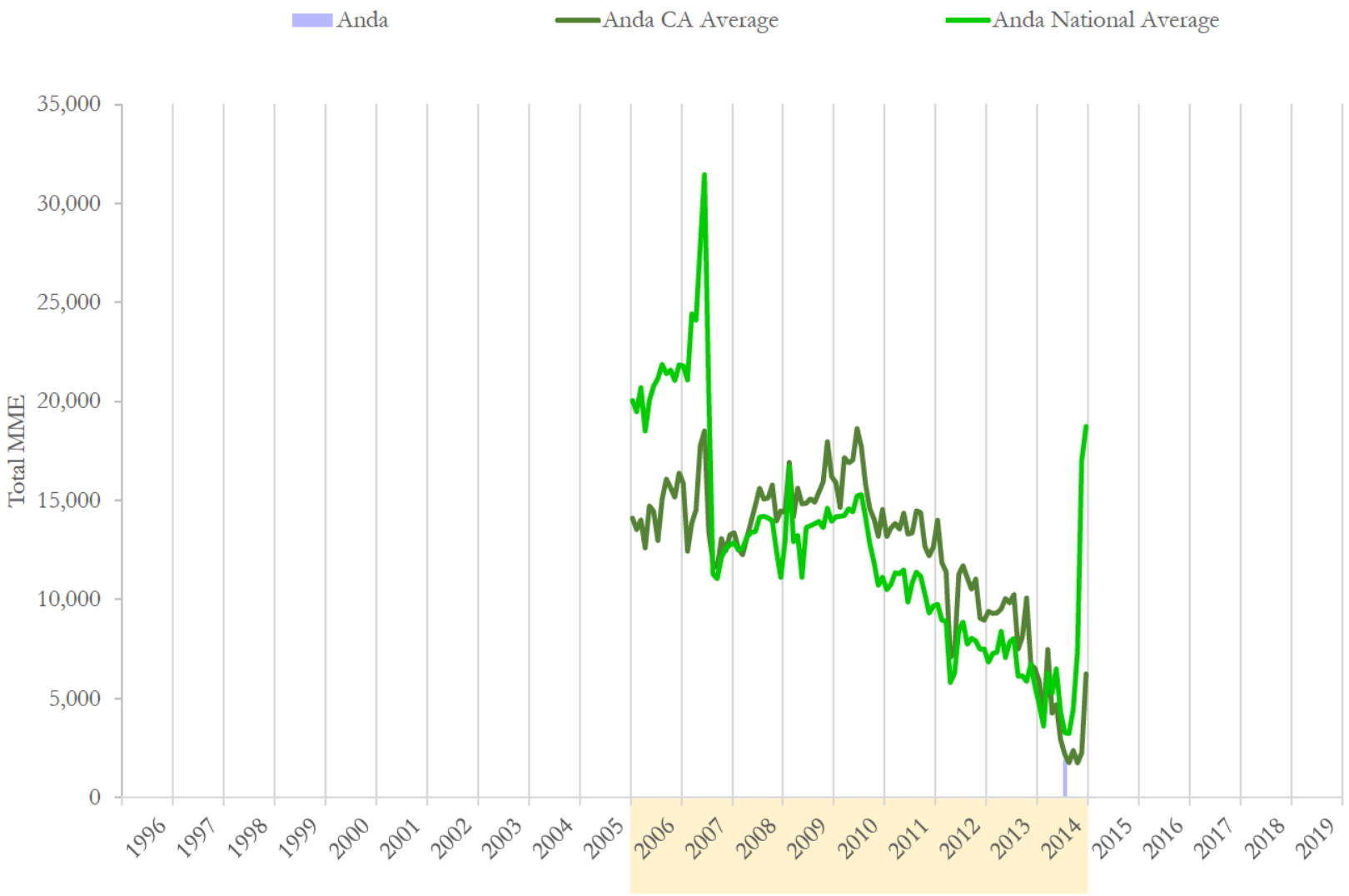

National and state averages reflect hydrocodone shipped from Anda, Inc to all active pharmacies each month.
Data source: ARCOS (2006-2014) and Defendant Distribution Data (Anda 12/1996 - 1/2015)

Walgreens # 15331 (2/2014 to 1/2018)
DEA: FW4321953
500 Parnassus Avenue, Level J, Room Mu-145
San Francisco, CA 94143

Anda, Inc Hydrocodone Shipments to Walgreens # 15331

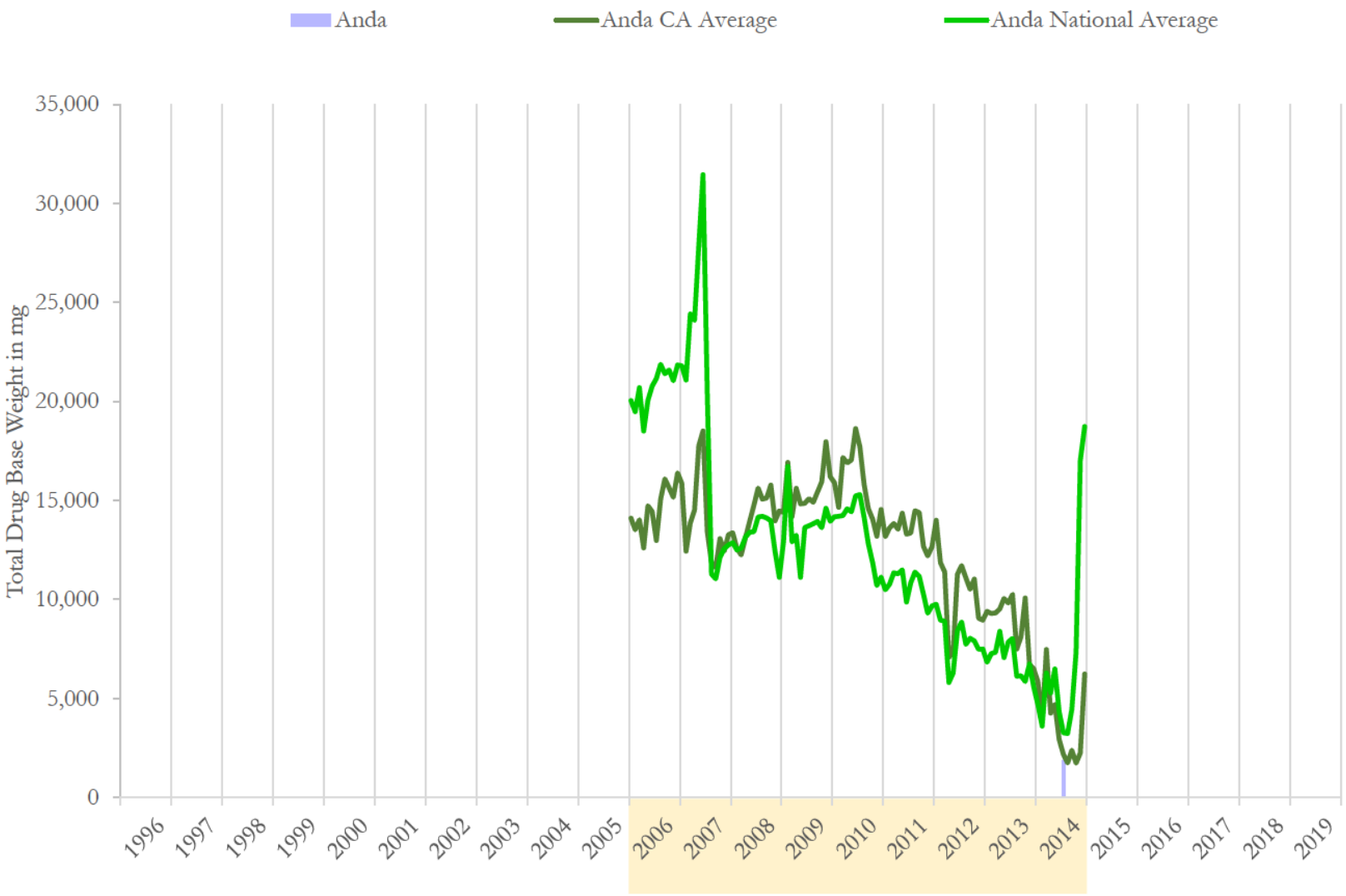

National and state averages reflect hydrocodone shipped from Anda, Inc to all active pharmacies each month.
Data source: ARCOS (2006-2014) and Defendant Distribution Data (Anda 12/1996 - 1/2015)

Anda, Inc Hydrocodone Shipments to Walgreens # 15331

	Dosage Units		MME		Drug Base Weight in mg	
Date	Anda	% Change	Anda	% Change	Anda	% Change
01/2014	0	n/a	0	n/a	0	n/a
02/2014	0	n/a	0	n/a	0	n/a
03/2014	0	n/a	0	n/a	0	n/a
04/2014	0	n/a	0	n/a	0	n/a
05/2014	0	n/a	0	n/a	0	n/a
06/2014	0	n/a	0	n/a	0	n/a
07/2014	0	n/a	1,862	n/a	1,862	n/a
08/2014	0	n/a	0	-100.0%	0	-100.0%
09/2014	0	n/a	0	n/a	0	n/a
10/2014	0	n/a	0	n/a	0	n/a
11/2014	0	n/a	0	n/a	0	n/a
12/2014	0	n/a	0	n/a	0	n/a
01/2015	0	n/a	0	n/a	0	n/a
02/2015	0	n/a	0	n/a	0	n/a
03/2015	0	n/a	0	n/a	0	n/a
04/2015	0	n/a	0	n/a	0	n/a
05/2015	0	n/a	0	n/a	0	n/a
06/2015	0	n/a	0	n/a	0	n/a
07/2015	0	n/a	0	n/a	0	n/a
08/2015	0	n/a	0	n/a	0	n/a
09/2015	0	n/a	0	n/a	0	n/a
10/2015	0	n/a	0	n/a	0	n/a
11/2015	0	n/a	0	n/a	0	n/a
12/2015	0	n/a	0	n/a	0	n/a

Data source: ARCOS (2006-2014) and Defendant Distribution Data (Anda 12/1996 - 1/2015)

Anda, Inc Hydrocodone Shipments to Walgreens # 15331

	Dosage Units		MME		Drug Base Weight in mg	
Date	Anda	% Change	Anda	% Change	Anda	% Change
1996	0		0		0	
1997	0	n/a	0	n/a	0	n/a
1998	0	n/a	0	n/a	0	n/a
1999	0	n/a	0	n/a	0	n/a
2000	0	n/a	0	n/a	0	n/a
2001	0	n/a	0	n/a	0	n/a
2002	0	n/a	0	n/a	0	n/a
2003	0	n/a	0	n/a	0	n/a
2004	0	n/a	0	n/a	0	n/a
2005	0	n/a	0	n/a	0	n/a
2006	0	n/a	0	n/a	0	n/a
2007	0	n/a	0	n/a	0	n/a
2008	0	n/a	0	n/a	0	n/a
2009	0	n/a	0	n/a	0	n/a
2010	0	n/a	0	n/a	0	n/a
2011	0	n/a	0	n/a	0	n/a
2012	0	n/a	0	n/a	0	n/a
2013	0	n/a	0	n/a	0	n/a
2014	0	n/a	1,862	n/a	1,862	n/a
2015	0	n/a	0	-100.0%	0	-100.0%
2016	0	n/a	0	n/a	0	n/a
2017	0	n/a	0	n/a	0	n/a
2018	0	n/a	0	n/a	0	n/a
2019	0	n/a	0	n/a	0	n/a
Total	**0**		**1,862**		**1,862**	

Data source: ARCOS (2006-2014) and Defendant Distribution Data (Anda 12/1996 - 1/2015)

Walgreens # 15331 (2/2014 to 1/2018)
DEA: FW4321953
500 Parnassus Avenue, Level J, Room Mu-145
San Francisco, CA 94143

Anda, Inc Hydrocodone Shipments to Walgreens # 15331, by Strength

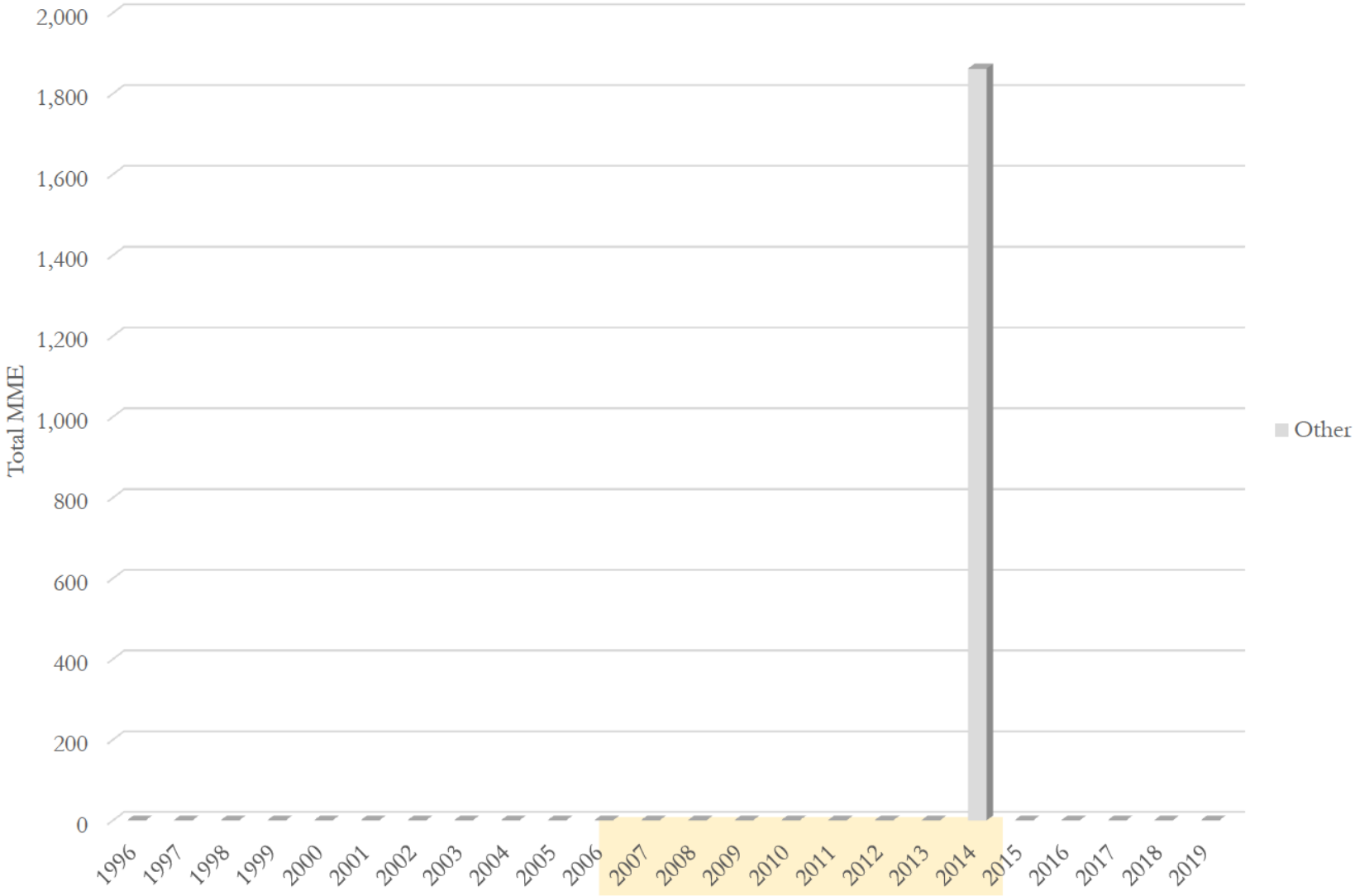

Data source: ARCOS (2006-2014) and Defendant Distribution Data (Anda 12/1996 - 1/2015)

Walgreens # 15331 (2/2014 to 1/2018)
DEA: FW4321953
500 Parnassus Avenue, Level J, Room Mu-145
San Francisco, CA 94143

Anda, Inc Hydrocodone Shipments to Walgreens # 15331, by Strength

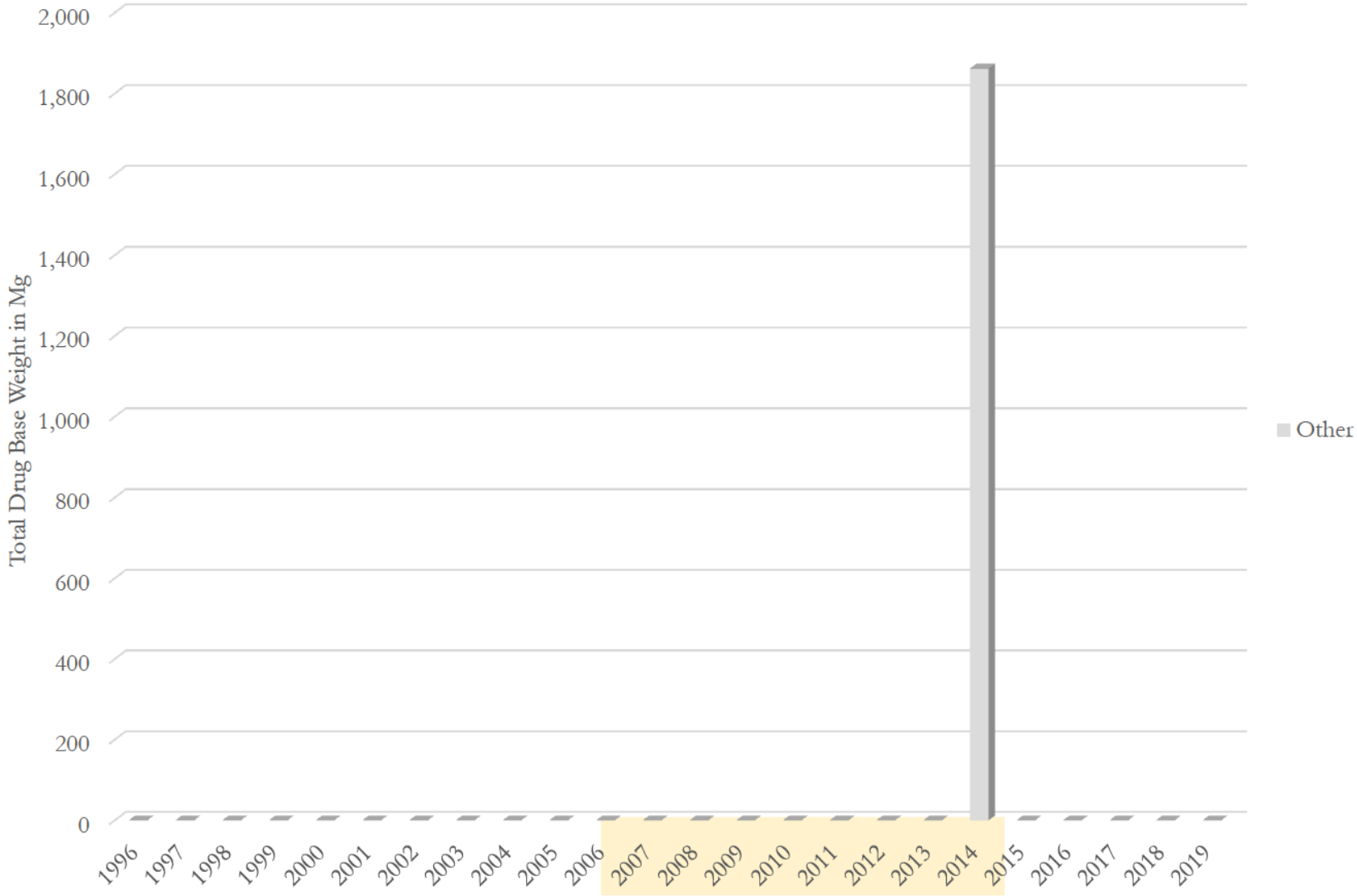

Data source: ARCOS (2006-2014) and Defendant Distribution Data (Anda 12/1996 - 1/2015)

Anda, Inc Hydrocodone Shipments to Walgreens # 15331, by Strength
(Total Dosage Units)

Strength Year\	Other	Total	Avg. Str
1996	0	**0**	
1997	0	**0**	
1998	0	**0**	
1999	0	**0**	
2000	0	**0**	
2001	0	**0**	
2002	0	**0**	
2003	0	**0**	
2004	0	**0**	
2005	0	**0**	
2006	0	**0**	
2007	0	**0**	
2008	0	**0**	
2009	0	**0**	
2010	0	**0**	
2011	0	**0**	
2012	0	**0**	
2013	0	**0**	
2014	0	**0**	
2015	0	**0**	
2016	0	**0**	
2017	0	**0**	
2018	0	**0**	
2019	0	**0**	
Total	**0**	**0**	

Data source: ARCOS (2006-2014) and Defendant Distribution Data (Anda 12/1996 - 1/2015)

Anda, Inc Hydrocodone Shipments to Walgreens # 15331, by Strength
(Total MME)

Strength Year\	Other	Total	Avg. Str
1996	0	**0**	
1997	0	**0**	
1998	0	**0**	
1999	0	**0**	
2000	0	**0**	
2001	0	**0**	
2002	0	**0**	
2003	0	**0**	
2004	0	**0**	
2005	0	**0**	
2006	0	**0**	
2007	0	**0**	
2008	0	**0**	
2009	0	**0**	
2010	0	**0**	
2011	0	**0**	
2012	0	**0**	
2013	0	**0**	
2014	1,862	**1,862**	
2015	0	**0**	
2016	0	**0**	
2017	0	**0**	
2018	0	**0**	
2019	0	**0**	
Total	**1,862**	**1,862**	

Data source: ARCOS (2006-2014) and Defendant Distribution Data (Anda 12/1996 - 1/2015)

Anda, Inc Hydrocodone Shipments to Walgreens # 15331, by Strength
(Total Drug Base Weight in Milligram)

Strength Year\	Other	Total	Avg. Str
1996	0	**0**	
1997	0	**0**	
1998	0	**0**	
1999	0	**0**	
2000	0	**0**	
2001	0	**0**	
2002	0	**0**	
2003	0	**0**	
2004	0	**0**	
2005	0	**0**	
2006	0	**0**	
2007	0	**0**	
2008	0	**0**	
2009	0	**0**	
2010	0	**0**	
2011	0	**0**	
2012	0	**0**	
2013	0	**0**	
2014	1,862	**1,862**	
2015	0	**0**	
2016	0	**0**	
2017	0	**0**	
2018	0	**0**	
2019	0	**0**	
Total	**1,862**	**1,862**	

Data source: ARCOS (2006-2014) and Defendant Distribution Data (Anda 12/1996 - 1/2015)

Walgreens # 15331 (2/2014 to 1/2018)
DEA: FW4321953
500 Parnassus Avenue, Level J, Room Mu-145
San Francisco, CA 94143

Walgreen Co Hydrocodone Shipments to Walgreens # 15331

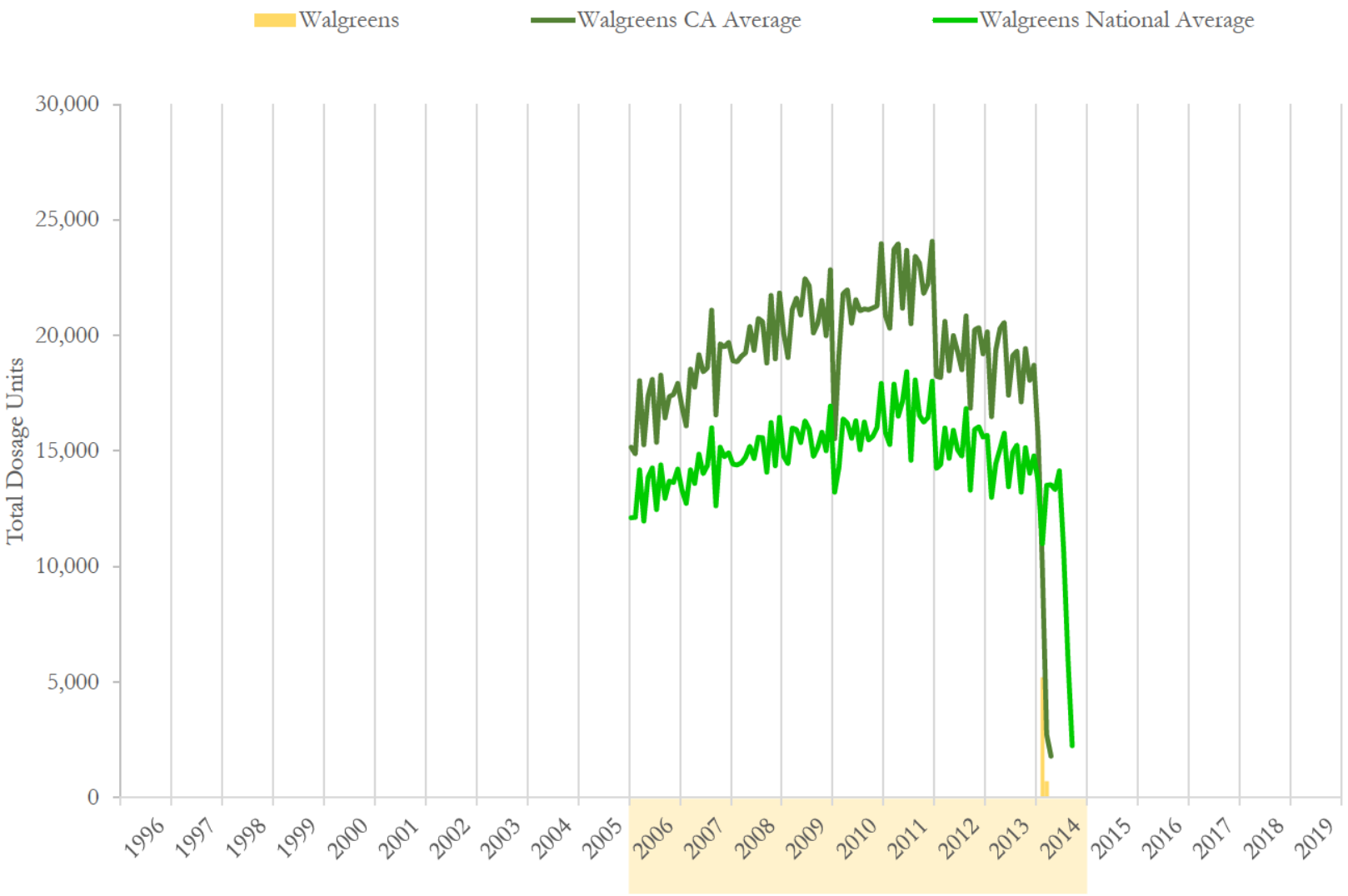

National and state averages reflect hydrocodone shipped from Walgreen Co to all active pharmacies each month.
Data source: ARCOS (2006-2014) and Defendant Distribution Data (Walgreens 1/2006 - 3/2014)

Walgreens # 15331 (2/2014 to 1/2018)
DEA: FW4321953
500 Parnassus Avenue, Level J, Room Mu-145
San Francisco, CA 94143

Walgreen Co Hydrocodone Shipments to Walgreens # 15331

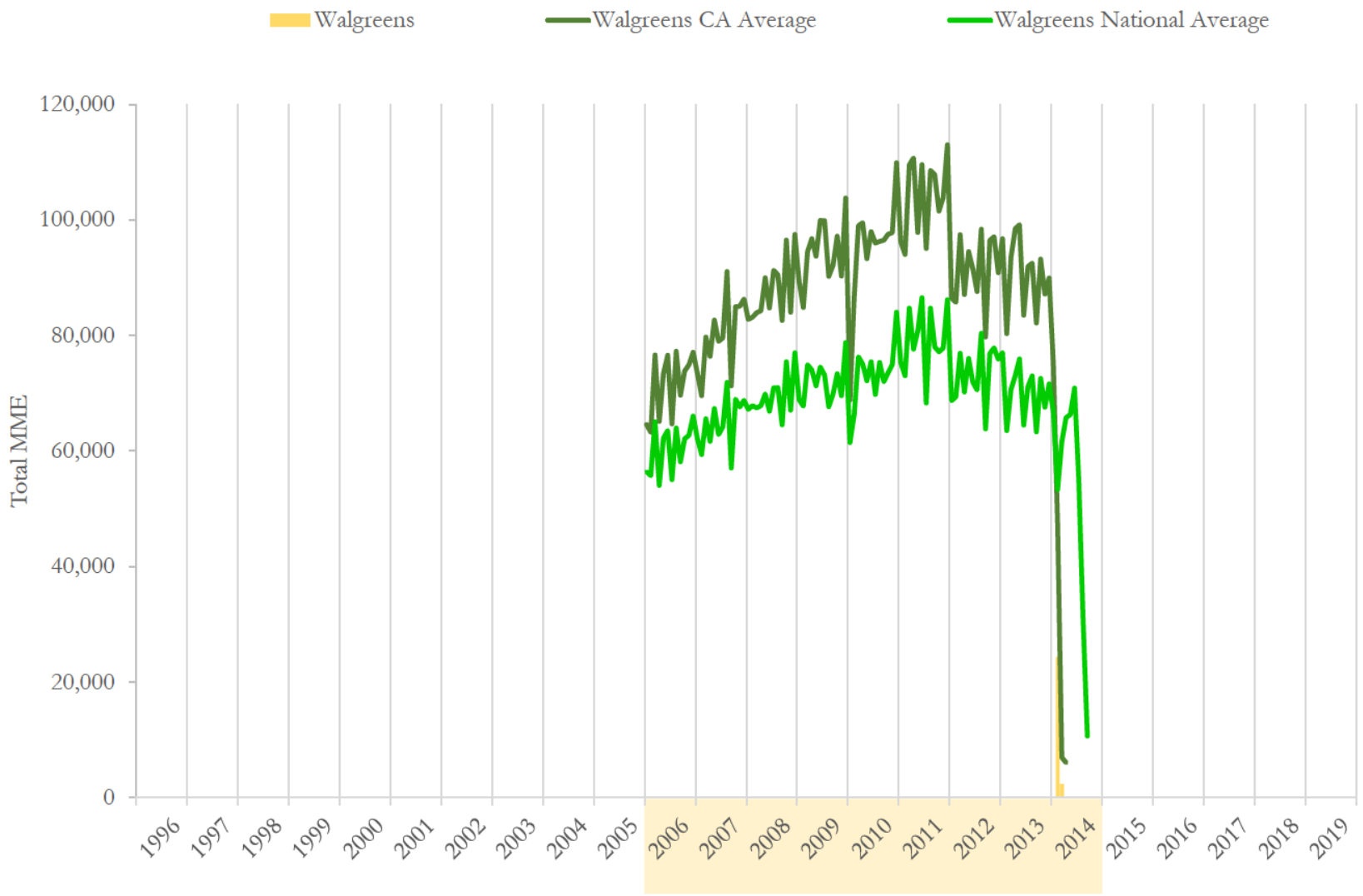

National and state averages reflect hydrocodone shipped from Walgreen Co to all active pharmacies each month.
Data source: ARCOS (2006-2014) and Defendant Distribution Data (Walgreens 1/2006 - 3/2014)

Walgreens # 15331 (2/2014 to 1/2018)
DEA: FW4321953
500 Parnassus Avenue, Level J, Room Mu-145
San Francisco, CA 94143

Walgreen Co Hydrocodone Shipments to Walgreens # 15331

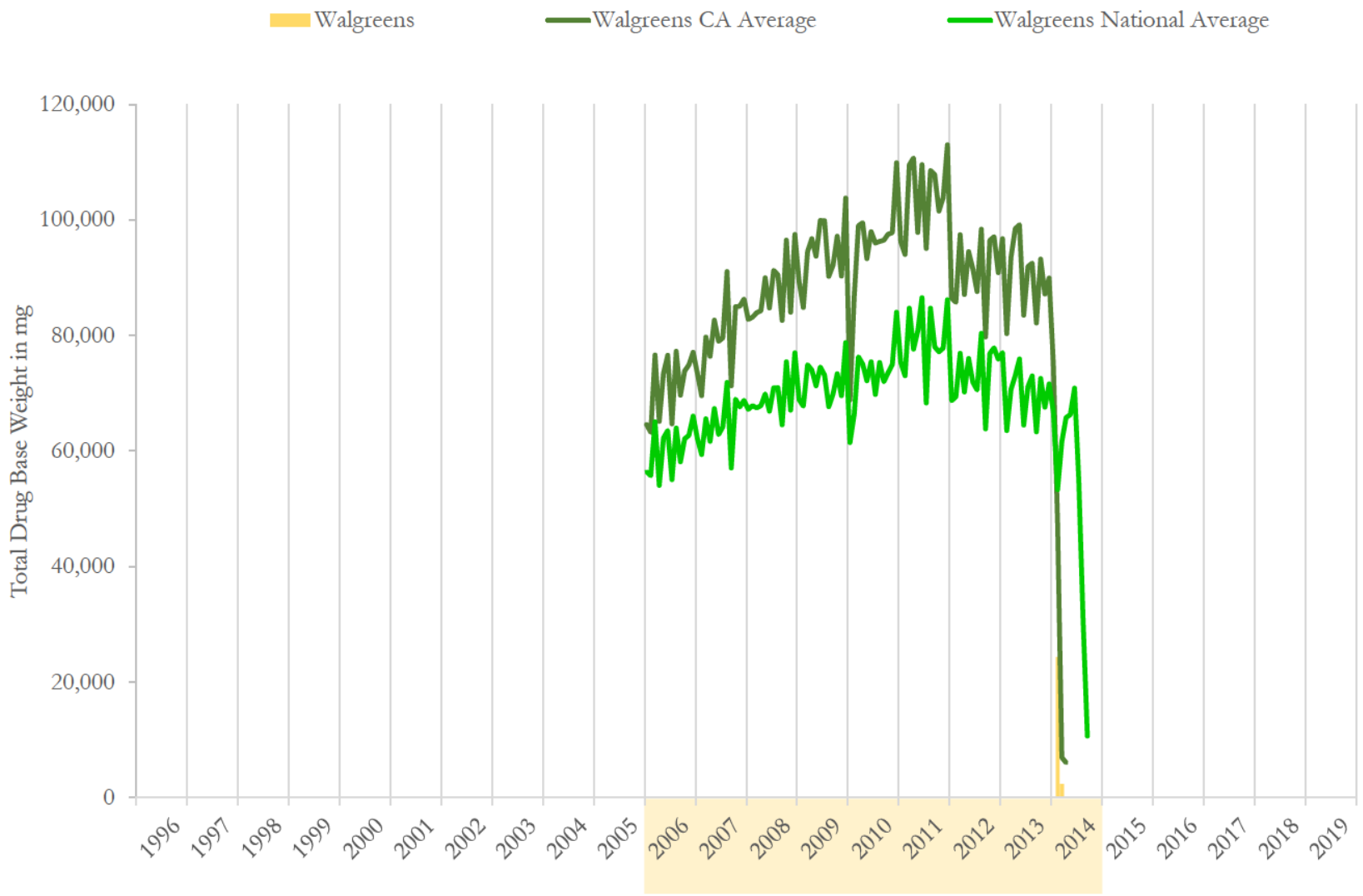

National and state averages reflect hydrocodone shipped from Walgreen Co to all active pharmacies each month.
Data source: ARCOS (2006-2014) and Defendant Distribution Data (Walgreens 1/2006 - 3/2014)

Walgreens # 15331 (2/2014 to 1/2018)
DEA: FW4321953
500 Parnassus Avenue, Level J, Room Mu-145
San Francisco, CA 94143

Walgreen Co Hydrocodone Shipments to Walgreens # 15331

	Dosage Units		MME		Drug Base Weight in mg	
Date	Walgreens	% Change	Walgreens	% Change	Walgreens	% Change
01/2014	0	n/a	0	n/a	0	n/a
02/2014	5,200	n/a	24,327	n/a	24,327	n/a
03/2014	700	-86.5%	2,405	-90.1%	2,405	-90.1%
04/2014	0	-100.0%	0	-100.0%	0	-100.0%
05/2014	0	n/a	0	n/a	0	n/a
06/2014	0	n/a	0	n/a	0	n/a
07/2014	0	n/a	0	n/a	0	n/a
08/2014	0	n/a	0	n/a	0	n/a
09/2014	0	n/a	0	n/a	0	n/a
10/2014	0	n/a	0	n/a	0	n/a
11/2014	0	n/a	0	n/a	0	n/a
12/2014	0	n/a	0	n/a	0	n/a
01/2015	0	n/a	0	n/a	0	n/a
02/2015	0	n/a	0	n/a	0	n/a
03/2015	0	n/a	0	n/a	0	n/a
04/2015	0	n/a	0	n/a	0	n/a
05/2015	0	n/a	0	n/a	0	n/a
06/2015	0	n/a	0	n/a	0	n/a
07/2015	0	n/a	0	n/a	0	n/a
08/2015	0	n/a	0	n/a	0	n/a
09/2015	0	n/a	0	n/a	0	n/a
10/2015	0	n/a	0	n/a	0	n/a
11/2015	0	n/a	0	n/a	0	n/a
12/2015	0	n/a	0	n/a	0	n/a

Data source: ARCOS (2006-2014) and Defendant Distribution Data (Walgreens 1/2006 - 3/2014)

Walgreen Co Hydrocodone Shipments to Walgreens # 15331

	Dosage Units		MME		Drug Base Weight in mg	
Date	Walgreens	% Change	Walgreens	% Change	Walgreens	% Change
1996	0		0		0	
1997	0	n/a	0	n/a	0	n/a
1998	0	n/a	0	n/a	0	n/a
1999	0	n/a	0	n/a	0	n/a
2000	0	n/a	0	n/a	0	n/a
2001	0	n/a	0	n/a	0	n/a
2002	0	n/a	0	n/a	0	n/a
2003	0	n/a	0	n/a	0	n/a
2004	0	n/a	0	n/a	0	n/a
2005	0	n/a	0	n/a	0	n/a
2006	0	n/a	0	n/a	0	n/a
2007	0	n/a	0	n/a	0	n/a
2008	0	n/a	0	n/a	0	n/a
2009	0	n/a	0	n/a	0	n/a
2010	0	n/a	0	n/a	0	n/a
2011	0	n/a	0	n/a	0	n/a
2012	0	n/a	0	n/a	0	n/a
2013	0	n/a	0	n/a	0	n/a
2014	5,900	n/a	26,732	n/a	26,732	n/a
2015	0	-100.0%	0	-100.0%	0	-100.0%
2016	0	n/a	0	n/a	0	n/a
2017	0	n/a	0	n/a	0	n/a
2018	0	n/a	0	n/a	0	n/a
2019	0	n/a	0	n/a	0	n/a
Total	**5,900**		**26,732**		**26,732**	

Data source: ARCOS (2006-2014) and Defendant Distribution Data (Walgreens 1/2006 - 3/2014)

Walgreens # 15331 (2/2014 to 1/2018)
DEA: FW4321953
500 Parnassus Avenue, Level J, Room Mu-145
San Francisco, CA 94143

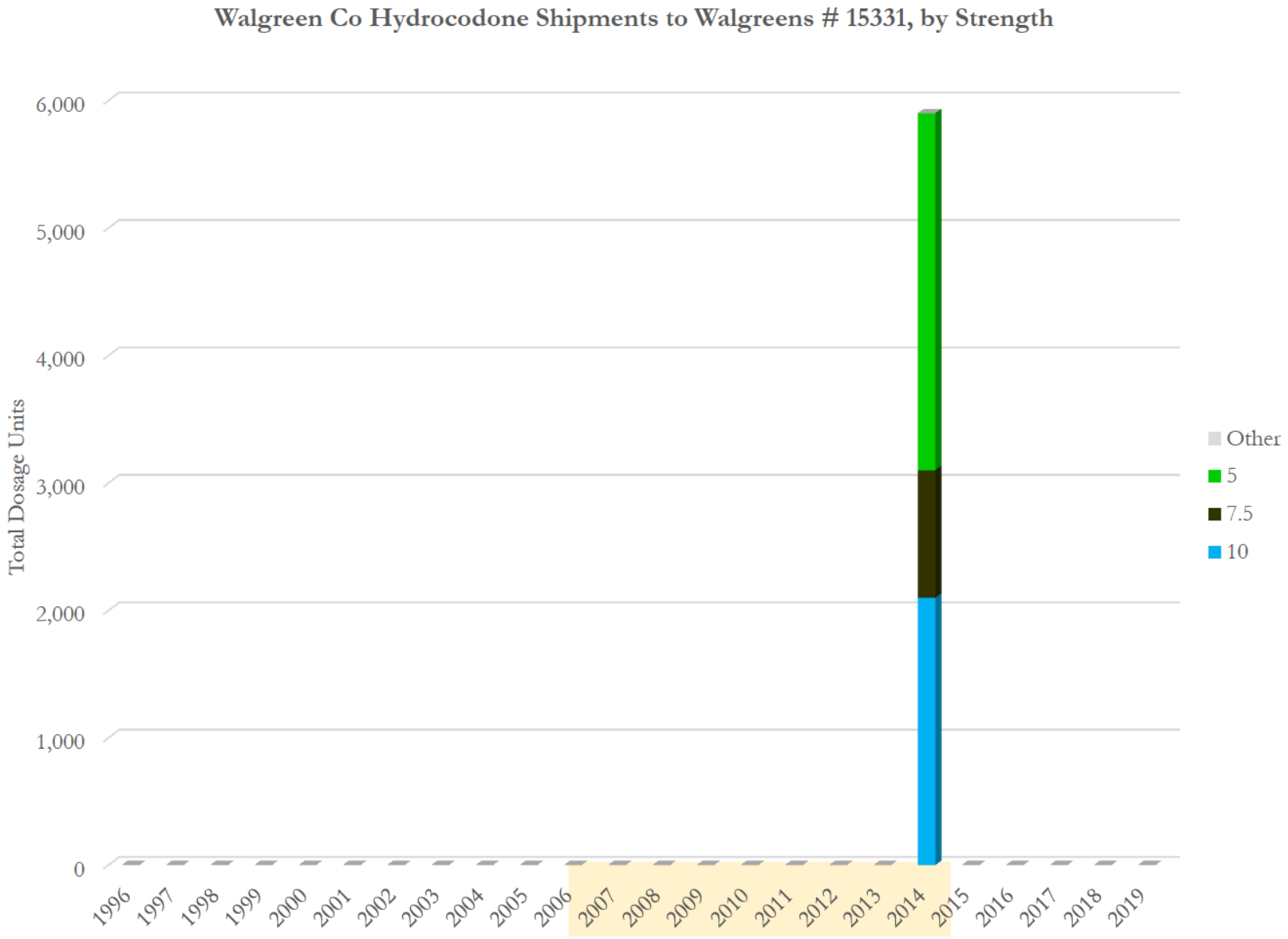

Data source: ARCOS (2006-2014) and Defendant Distribution Data (Walgreens 1/2006 - 3/2014)

Walgreens # 15331 (2/2014 to 1/2018)
DEA: FW4321953
500 Parnassus Avenue, Level J, Room Mu-145
San Francisco, CA 94143

Walgreen Co Hydrocodone Shipments to Walgreens # 15331, by Strength

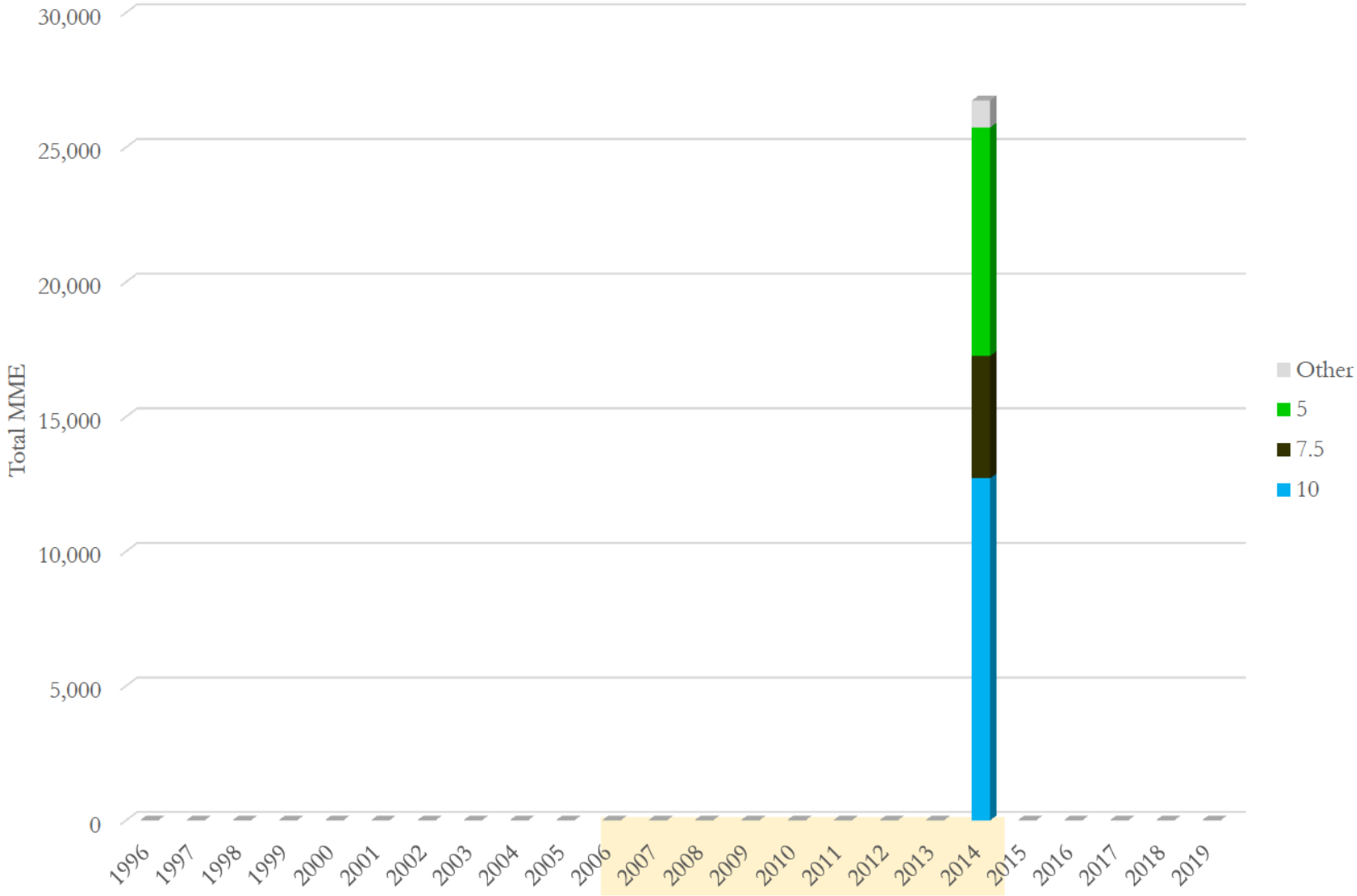

Data source: ARCOS (2006-2014) and Defendant Distribution Data (Walgreens 1/2006 - 3/2014)

Walgreens # 15331 (2/2014 to 1/2018)
DEA: FW4321953
500 Parnassus Avenue, Level J, Room Mu-145
San Francisco, CA 94143

Walgreen Co Hydrocodone Shipments to Walgreens # 15331, by Strength

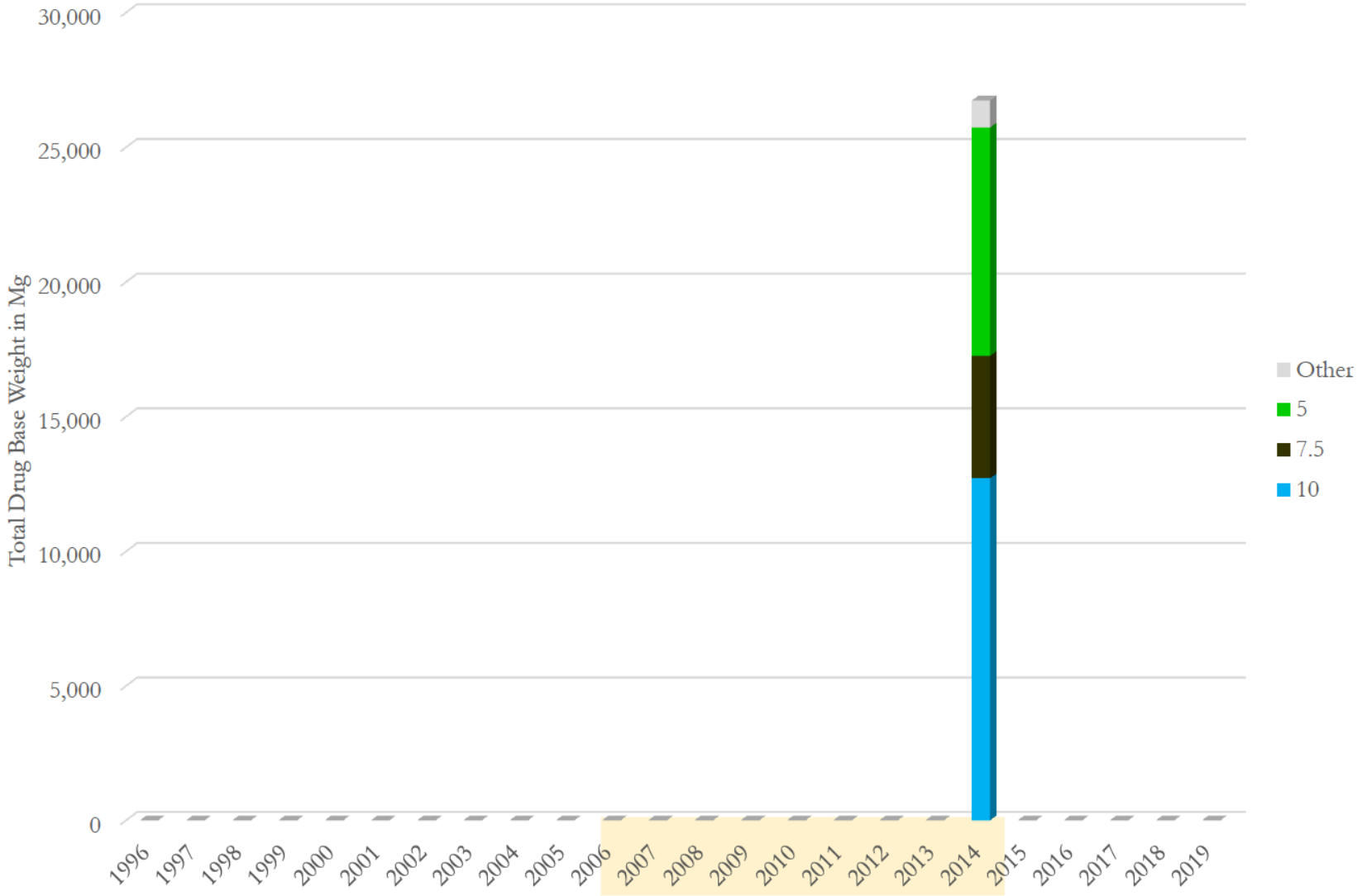

Data source: ARCOS (2006-2014) and Defendant Distribution Data (Walgreens 1/2006 - 3/2014)

Walgreens # 15331 (2/2014 to 1/2018)
DEA: FW4321953
500 Parnassus Avenue, Level J, Room Mu-145
San Francisco, CA 94143

Walgreen Co Hydrocodone Shipments to Walgreens # 15331, by Strength
(Total Dosage Units)

Strength Year\	10	7.5	5	Other	Total	Avg. Str
1996	0	0	0	0	**0**	
1997	0	0	0	0	**0**	
1998	0	0	0	0	**0**	
1999	0	0	0	0	**0**	
2000	0	0	0	0	**0**	
2001	0	0	0	0	**0**	
2002	0	0	0	0	**0**	
2003	0	0	0	0	**0**	
2004	0	0	0	0	**0**	
2005	0	0	0	0	**0**	
2006	0	0	0	0	**0**	
2007	0	0	0	0	**0**	
2008	0	0	0	0	**0**	
2009	0	0	0	0	**0**	
2010	0	0	0	0	**0**	
2011	0	0	0	0	**0**	
2012	0	0	0	0	**0**	
2013	0	0	0	0	**0**	
2014	2,100	1,000	2,800	0	**5,900**	7.20
2015	0	0	0	0	**0**	
2016	0	0	0	0	**0**	
2017	0	0	0	0	**0**	
2018	0	0	0	0	**0**	
2019	0	0	0	0	**0**	
Total	**2,100**	**1,000**	**2,800**	**0**	**5,900**	7.20

Data source: ARCOS (2006-2014) and Defendant Distribution Data (Walgreens 1/2006 - 3/2014)

Walgreens # 15331 (2/2014 to 1/2018)
DEA: FW4321953
500 Parnassus Avenue, Level J, Room Mu-145
San Francisco, CA 94143

Walgreen Co Hydrocodone Shipments to Walgreens # 15331, by Strength
(Total MME)

Strength Year\	10	7.5	5	Other	Total	Avg. Str
1996	0	0	0	0	**0**	
1997	0	0	0	0	**0**	
1998	0	0	0	0	**0**	
1999	0	0	0	0	**0**	
2000	0	0	0	0	**0**	
2001	0	0	0	0	**0**	
2002	0	0	0	0	**0**	
2003	0	0	0	0	**0**	
2004	0	0	0	0	**0**	
2005	0	0	0	0	**0**	
2006	0	0	0	0	**0**	
2007	0	0	0	0	**0**	
2008	0	0	0	0	**0**	
2009	0	0	0	0	**0**	
2010	0	0	0	0	**0**	
2011	0	0	0	0	**0**	
2012	0	0	0	0	**0**	
2013	0	0	0	0	**0**	
2014	12,713	4,541	8,476	1,003	**26,732**	7.20
2015	0	0	0	0	**0**	
2016	0	0	0	0	**0**	
2017	0	0	0	0	**0**	
2018	0	0	0	0	**0**	
2019	0	0	0	0	**0**	
Total	**12,713**	**4,541**	**8,476**	**1,003**	**26,732**	7.20

Data source: ARCOS (2006-2014) and Defendant Distribution Data (Walgreens 1/2006 - 3/2014)

Walgreen Co Hydrocodone Shipments to Walgreens # 15331, by Strength
(Total Drug Base Weight in Milligram)

Strength Year\	10	7.5	5	Other	Total	Avg. Str
1996	0	0	0	0	**0**	
1997	0	0	0	0	**0**	
1998	0	0	0	0	**0**	
1999	0	0	0	0	**0**	
2000	0	0	0	0	**0**	
2001	0	0	0	0	**0**	
2002	0	0	0	0	**0**	
2003	0	0	0	0	**0**	
2004	0	0	0	0	**0**	
2005	0	0	0	0	**0**	
2006	0	0	0	0	**0**	
2007	0	0	0	0	**0**	
2008	0	0	0	0	**0**	
2009	0	0	0	0	**0**	
2010	0	0	0	0	**0**	
2011	0	0	0	0	**0**	
2012	0	0	0	0	**0**	
2013	0	0	0	0	**0**	
2014	12,713	4,541	8,476	1,003	**26,732**	7.20
2015	0	0	0	0	**0**	
2016	0	0	0	0	**0**	
2017	0	0	0	0	**0**	
2018	0	0	0	0	**0**	
2019	0	0	0	0	**0**	
Total	**12,713**	**4,541**	**8,476**	**1,003**	**26,732**	7.20

Data source: ARCOS (2006-2014) and Defendant Distribution Data (Walgreens 1/2006 - 3/2014)

Walgreens # 04680 (4/1999 to 3/2006)
DEA: BW6033081
730 Market Street
San Francisco, CA 94102

Walgreen Co Oxycodone Shipments to Walgreens # 04680

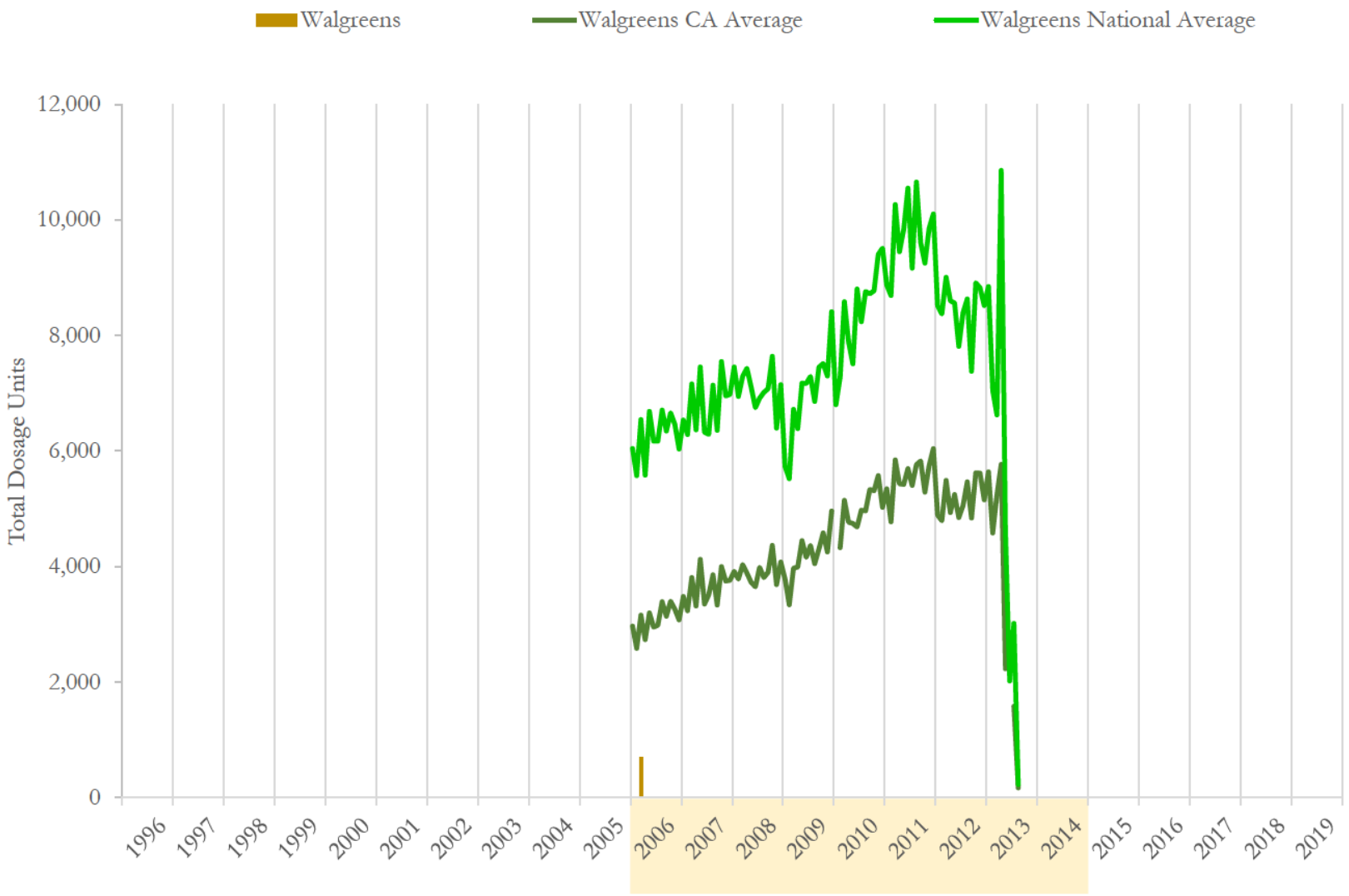

National and state averages reflect oxycodone shipped from Walgreen Co to all active pharmacies each month.
Data source: ARCOS (2006-2014) and Defendant Distribution Data (Walgreens 1/2006 - 3/2014)

Walgreens # 04680 (4/1999 to 3/2006)
DEA: BW6033081
730 Market Street
San Francisco, CA 94102

Walgreen Co Oxycodone Shipments to Walgreens # 04680

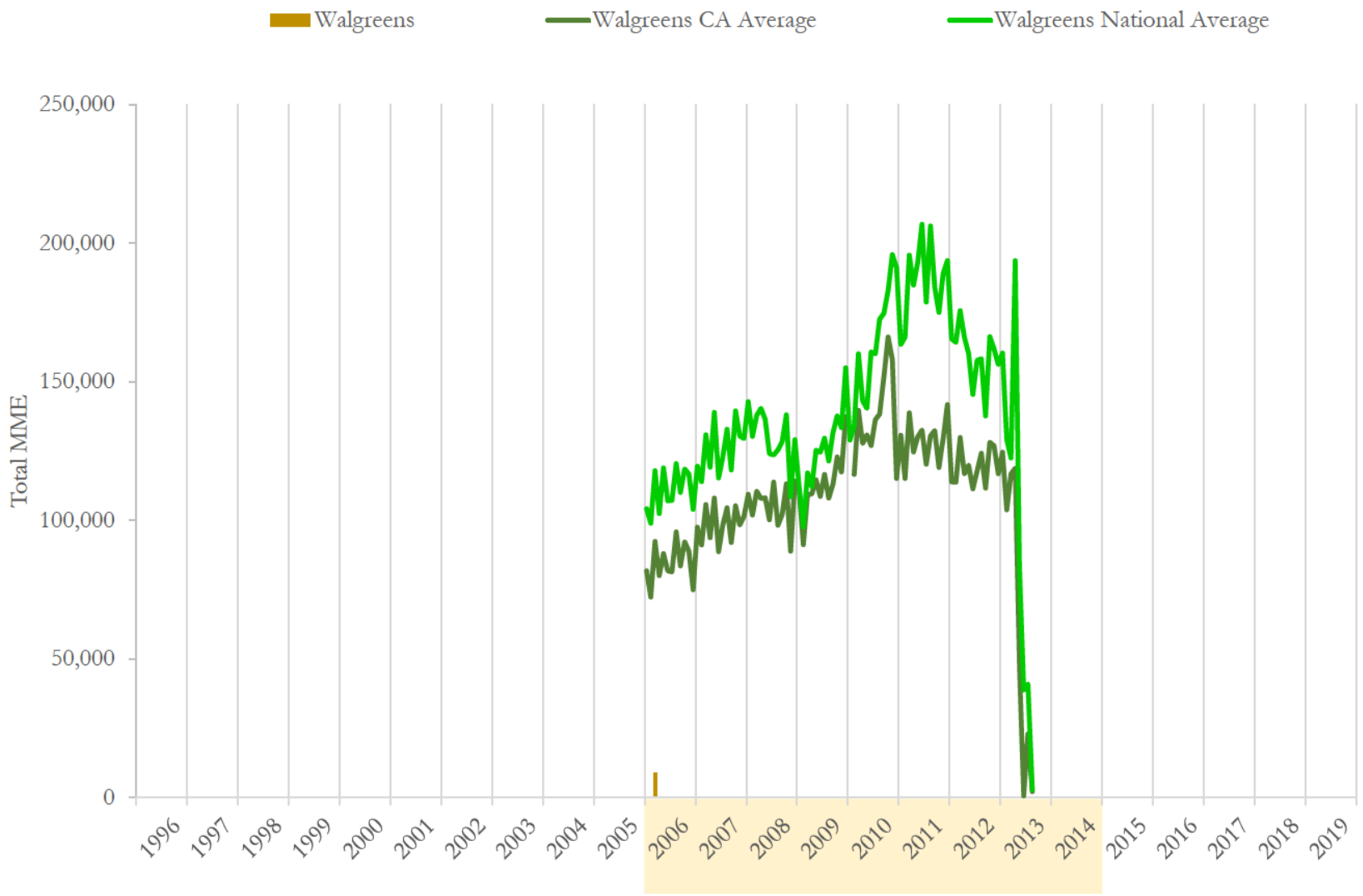

National and state averages reflect oxycodone shipped from Walgreen Co to all active pharmacies each month.
Data source: ARCOS (2006-2014) and Defendant Distribution Data (Walgreens 1/2006 - 3/2014)

Walgreens # 04680 (4/1999 to 3/2006)
DEA: BW6033081
730 Market Street
San Francisco, CA 94102

Walgreen Co Oxycodone Shipments to Walgreens # 04680

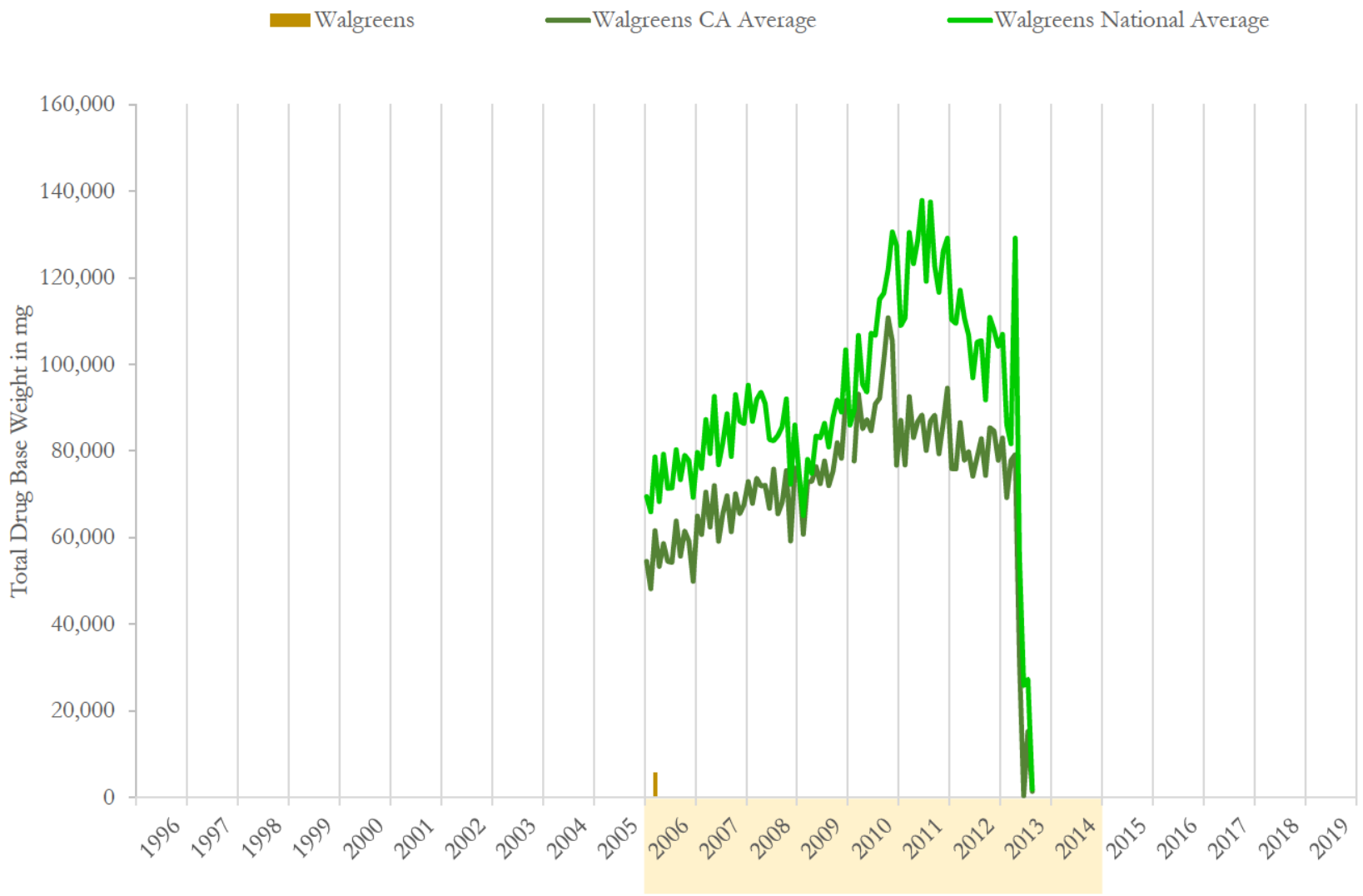

National and state averages reflect oxycodone shipped from Walgreen Co to all active pharmacies each month.
Data source: ARCOS (2006-2014) and Defendant Distribution Data (Walgreens 1/2006 - 3/2014)

Walgreens # 04680 (4/1999 to 3/2006)
DEA: BW6033081
730 Market Street
San Francisco, CA 94102

Walgreen Co Oxycodone Shipments to Walgreens # 04680

	Dosage Units		MME		Drug Base Weight in mg	
Date	Walgreens	% Change	Walgreens	% Change	Walgreens	% Change
01/2006	0	n/a	0	n/a	0	n/a
02/2006	0	n/a	0	n/a	0	n/a
03/2006	700	n/a	8,741	n/a	5,827	n/a
04/2006	0	-100.0%	0	-100.0%	0	-100.0%
05/2006	0	n/a	0	n/a	0	n/a
06/2006	0	n/a	0	n/a	0	n/a
07/2006	0	n/a	0	n/a	0	n/a
08/2006	0	n/a	0	n/a	0	n/a
09/2006	0	n/a	0	n/a	0	n/a
10/2006	0	n/a	0	n/a	0	n/a
11/2006	0	n/a	0	n/a	0	n/a
12/2006	0	n/a	0	n/a	0	n/a
01/2007	0	n/a	0	n/a	0	n/a
02/2007	0	n/a	0	n/a	0	n/a
03/2007	0	n/a	0	n/a	0	n/a
04/2007	0	n/a	0	n/a	0	n/a
05/2007	0	n/a	0	n/a	0	n/a
06/2007	0	n/a	0	n/a	0	n/a
07/2007	0	n/a	0	n/a	0	n/a
08/2007	0	n/a	0	n/a	0	n/a
09/2007	0	n/a	0	n/a	0	n/a
10/2007	0	n/a	0	n/a	0	n/a
11/2007	0	n/a	0	n/a	0	n/a
12/2007	0	n/a	0	n/a	0	n/a

Data source: ARCOS (2006-2014) and Defendant Distribution Data (Walgreens 1/2006 - 3/2014)

Walgreens # 04680 (4/1999 to 3/2006)
DEA: BW6033081
730 Market Street
San Francisco, CA 94102

Walgreen Co Oxycodone Shipments to Walgreens # 04680

	Dosage Units		MME		Drug Base Weight in mg	
Date	Walgreens	% Change	Walgreens	% Change	Walgreens	% Change
1996	0		0		0	
1997	0	n/a	0	n/a	0	n/a
1998	0	n/a	0	n/a	0	n/a
1999	0	n/a	0	n/a	0	n/a
2000	0	n/a	0	n/a	0	n/a
2001	0	n/a	0	n/a	0	n/a
2002	0	n/a	0	n/a	0	n/a
2003	0	n/a	0	n/a	0	n/a
2004	0	n/a	0	n/a	0	n/a
2005	0	n/a	0	n/a	0	n/a
2006	700	n/a	8,741	n/a	5,827	n/a
2007	0	-100.0%	0	-100.0%	0	-100.0%
2008	0	n/a	0	n/a	0	n/a
2009	0	n/a	0	n/a	0	n/a
2010	0	n/a	0	n/a	0	n/a
2011	0	n/a	0	n/a	0	n/a
2012	0	n/a	0	n/a	0	n/a
2013	0	n/a	0	n/a	0	n/a
2014	0	n/a	0	n/a	0	n/a
2015	0	n/a	0	n/a	0	n/a
2016	0	n/a	0	n/a	0	n/a
2017	0	n/a	0	n/a	0	n/a
2018	0	n/a	0	n/a	0	n/a
2019	0	n/a	0	n/a	0	n/a
Total	**700**		**8,741**		**5,827**	

Data source: ARCOS (2006-2014) and Defendant Distribution Data (Walgreens 1/2006 - 3/2014)

Walgreens # 04680 (4/1999 to 3/2006)
DEA: BW6033081
730 Market Street
San Francisco, CA 94102

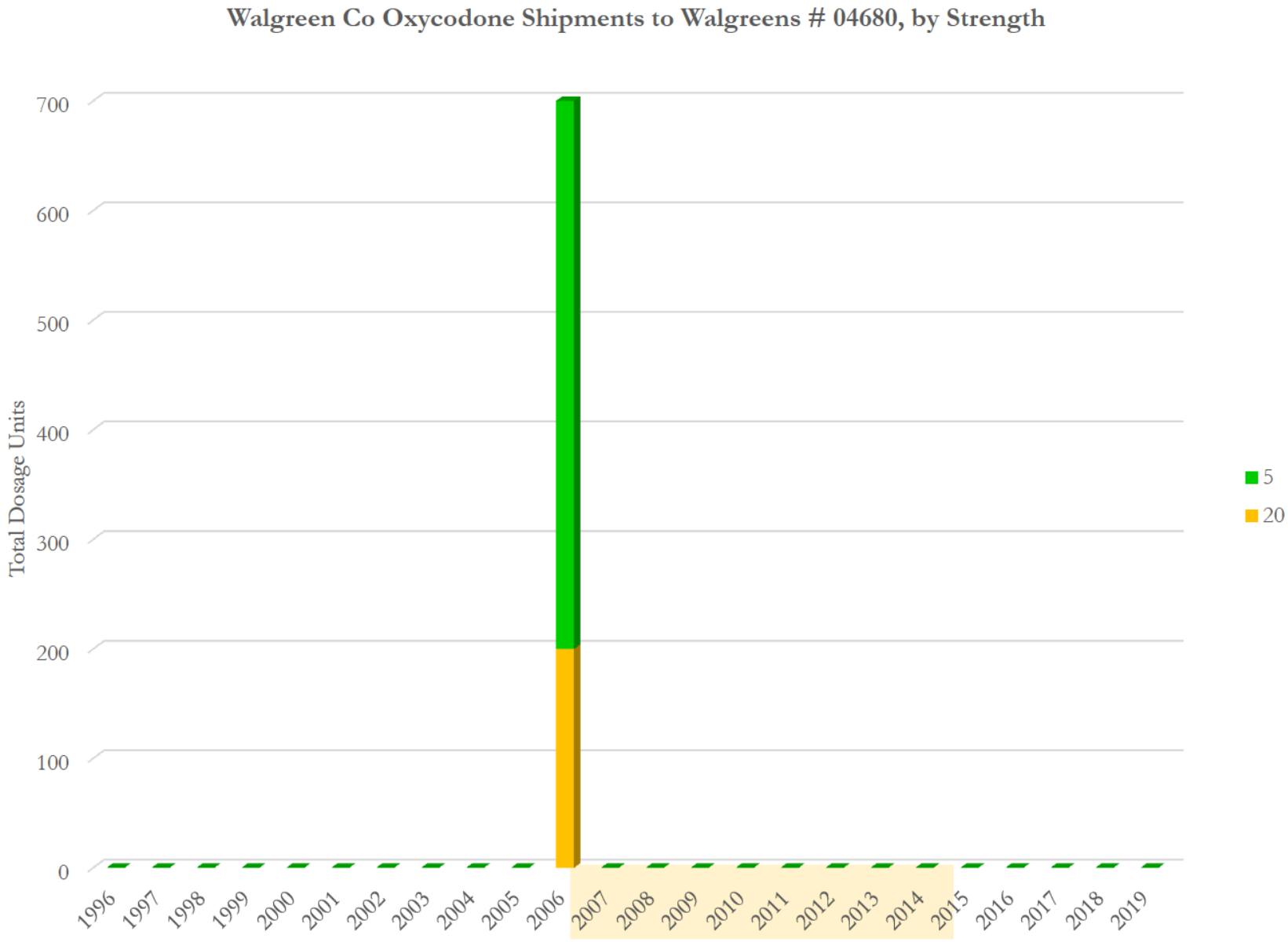

Data source: ARCOS (2006-2014) and Defendant Distribution Data (Walgreens 1/2006 - 3/2014)

Walgreens # 04680 (4/1999 to 3/2006)
DEA: BW6033081
730 Market Street
San Francisco, CA 94102

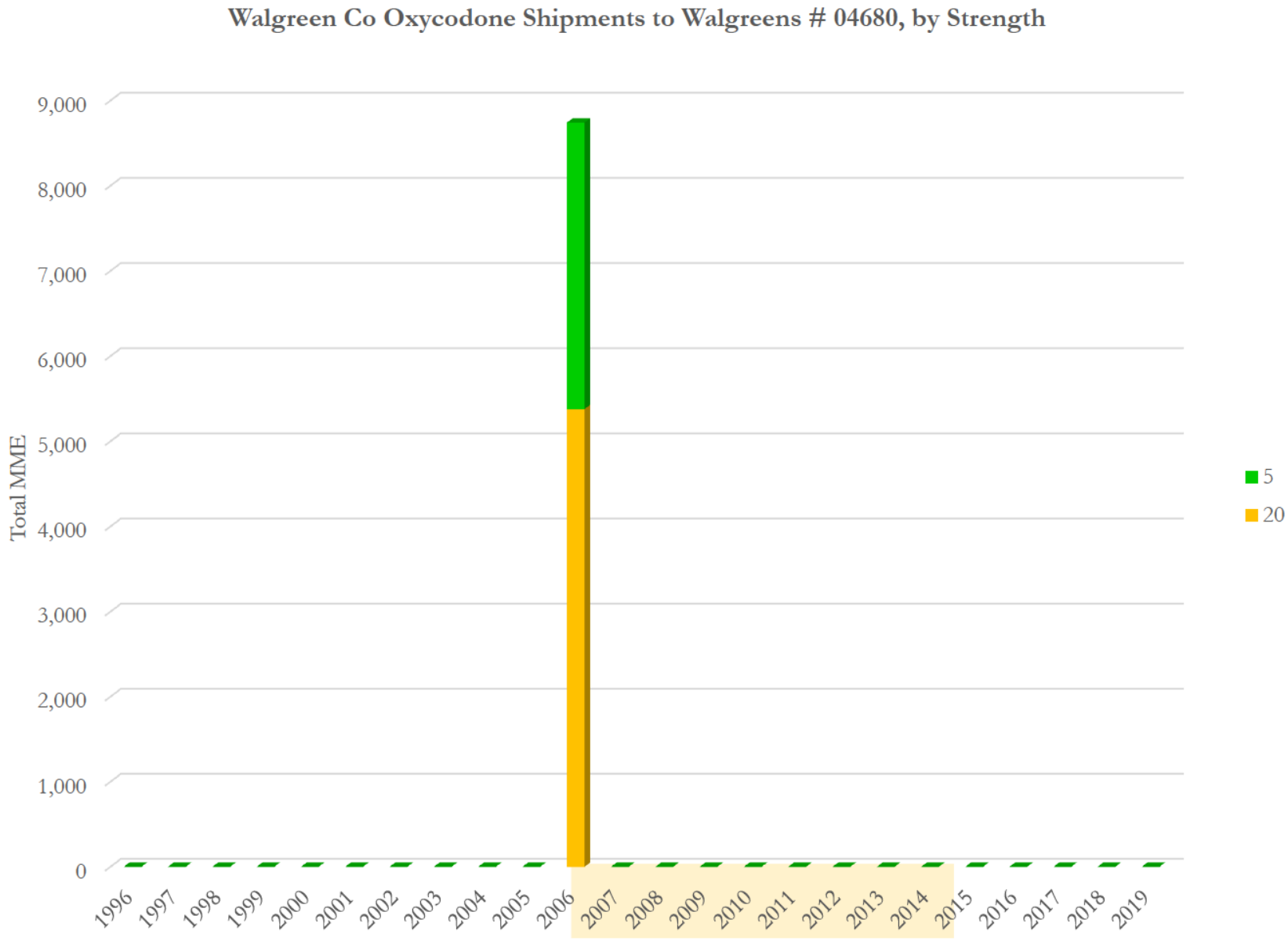

Data source: ARCOS (2006-2014) and Defendant Distribution Data (Walgreens 1/2006 - 3/2014)

Walgreens # 04680 (4/1999 to 3/2006)
DEA: BW6033081
730 Market Street
San Francisco, CA 94102

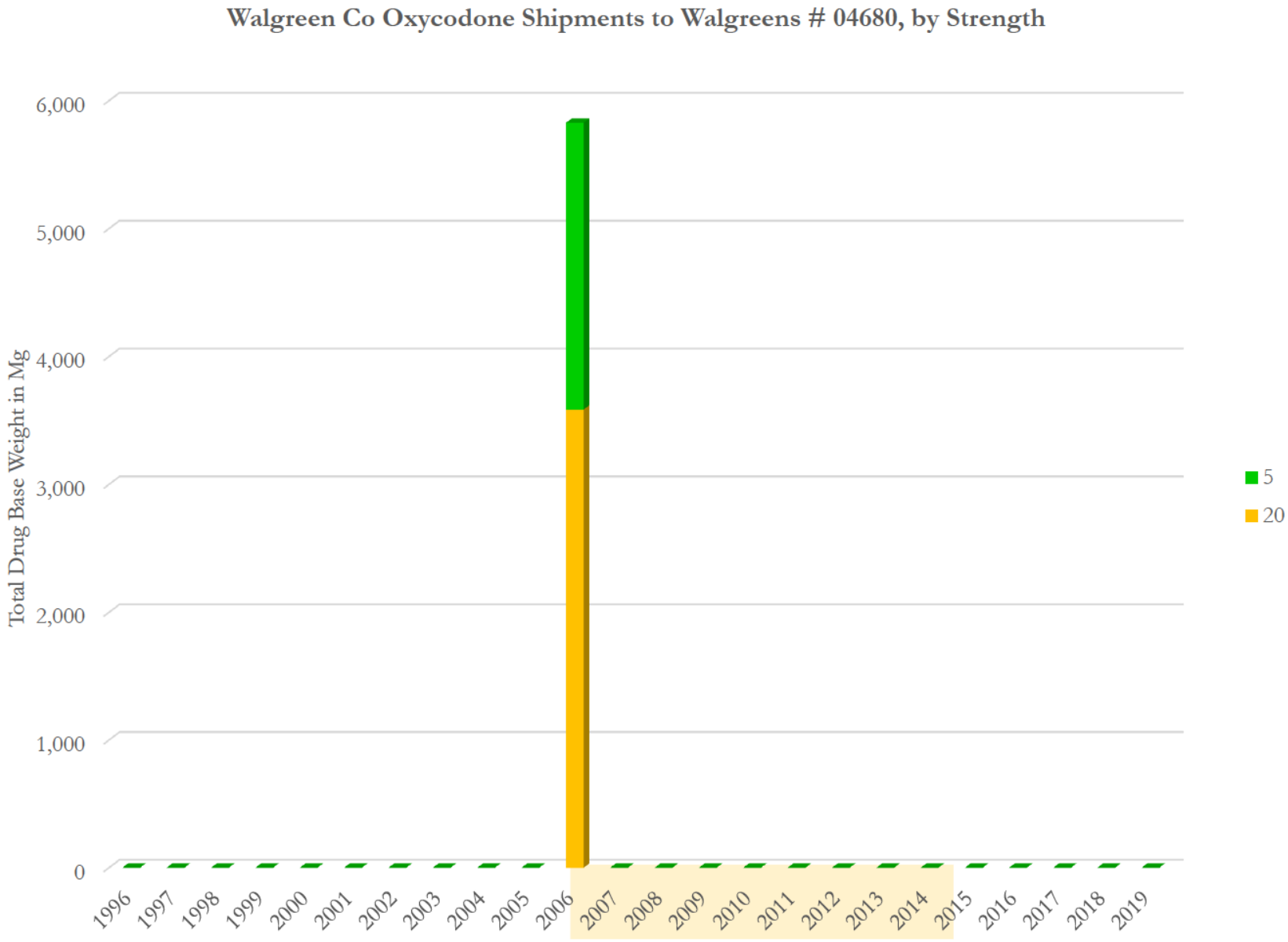

Data source: ARCOS (2006-2014) and Defendant Distribution Data (Walgreens 1/2006 - 3/2014)

Walgreens # 04680 (4/1999 to 3/2006)
DEA: BW6033081
730 Market Street
San Francisco, CA 94102

Walgreen Co Oxycodone Shipments to Walgreens # 04680, by Strength
(Total Dosage Units)

Strength Year\	20	5	Total	Avg. Str
1996	0	0	**0**	
1997	0	0	**0**	
1998	0	0	**0**	
1999	0	0	**0**	
2000	0	0	**0**	
2001	0	0	**0**	
2002	0	0	**0**	
2003	0	0	**0**	
2004	0	0	**0**	
2005	0	0	**0**	
2006	200	500	**700**	9.29
2007	0	0	**0**	
2008	0	0	**0**	
2009	0	0	**0**	
2010	0	0	**0**	
2011	0	0	**0**	
2012	0	0	**0**	
2013	0	0	**0**	
2014	0	0	**0**	
2015	0	0	**0**	
2016	0	0	**0**	
2017	0	0	**0**	
2018	0	0	**0**	
2019	0	0	**0**	
Total	**200**	**500**	**700**	9.29

Data source: ARCOS (2006-2014) and Defendant Distribution Data (Walgreens 1/2006 - 3/2014)

Walgreens # 04680 (4/1999 to 3/2006)
DEA: BW6033081
730 Market Street
San Francisco, CA 94102

Walgreen Co Oxycodone Shipments to Walgreens # 04680, by Strength
(Total MME)

Strength Year\	20	5	Total	Avg. Str
1996	0	0	**0**	
1997	0	0	**0**	
1998	0	0	**0**	
1999	0	0	**0**	
2000	0	0	**0**	
2001	0	0	**0**	
2002	0	0	**0**	
2003	0	0	**0**	
2004	0	0	**0**	
2005	0	0	**0**	
2006	5,379	3,362	**8,741**	9.29
2007	0	0	**0**	
2008	0	0	**0**	
2009	0	0	**0**	
2010	0	0	**0**	
2011	0	0	**0**	
2012	0	0	**0**	
2013	0	0	**0**	
2014	0	0	**0**	
2015	0	0	**0**	
2016	0	0	**0**	
2017	0	0	**0**	
2018	0	0	**0**	
2019	0	0	**0**	
Total	**5,379**	**3,362**	**8,741**	9.29

Data source: ARCOS (2006-2014) and Defendant Distribution Data (Walgreens 1/2006 - 3/2014)

Walgreens # 04680 (4/1999 to 3/2006)
DEA: BW6033081
730 Market Street
San Francisco, CA 94102

Walgreen Co Oxycodone Shipments to Walgreens # 04680, by Strength
(Total Drug Base Weight in Milligram)

Strength Year\	20	5	Total	Avg. Str
1996	0	0	**0**	
1997	0	0	**0**	
1998	0	0	**0**	
1999	0	0	**0**	
2000	0	0	**0**	
2001	0	0	**0**	
2002	0	0	**0**	
2003	0	0	**0**	
2004	0	0	**0**	
2005	0	0	**0**	
2006	3,586	2,241	**5,827**	9.29
2007	0	0	**0**	
2008	0	0	**0**	
2009	0	0	**0**	
2010	0	0	**0**	
2011	0	0	**0**	
2012	0	0	**0**	
2013	0	0	**0**	
2014	0	0	**0**	
2015	0	0	**0**	
2016	0	0	**0**	
2017	0	0	**0**	
2018	0	0	**0**	
2019	0	0	**0**	
Total	**3,586**	**2,241**	**5,827**	9.29

Data source: ARCOS (2006-2014) and Defendant Distribution Data (Walgreens 1/2006 - 3/2014)

Walgreens # 04680 (4/1999 to 3/2006)
DEA: BW6033081
730 Market Street
San Francisco, CA 94102

Walgreen Co Hydrocodone Shipments to Walgreens # 04680

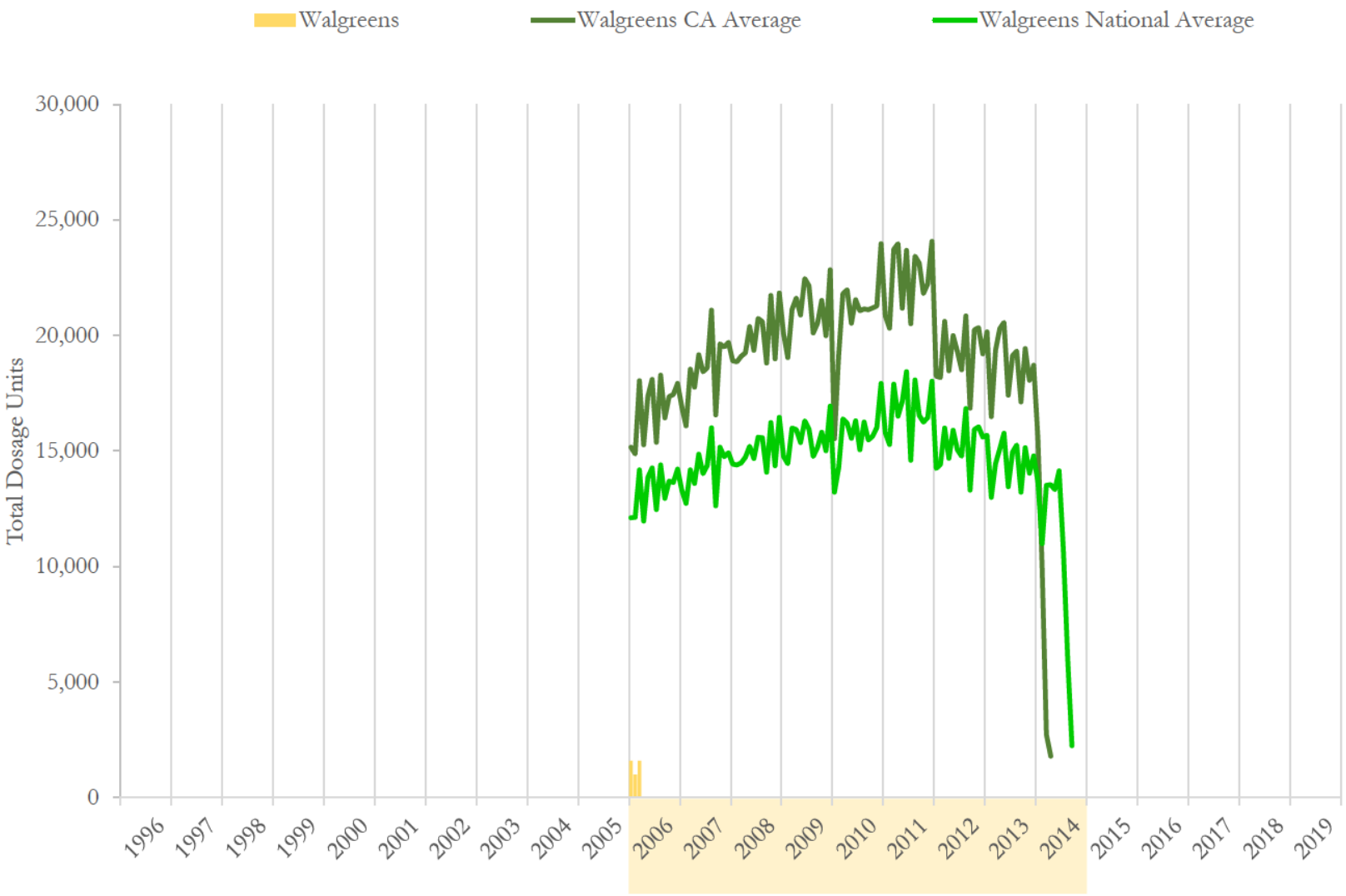

National and state averages reflect hydrocodone shipped from Walgreen Co to all active pharmacies each month.
Data source: ARCOS (2006-2014) and Defendant Distribution Data (Walgreens 1/2006 - 3/2014)

Walgreens # 04680 (4/1999 to 3/2006)
DEA: BW6033081
730 Market Street
San Francisco, CA 94102

Walgreen Co Hydrocodone Shipments to Walgreens # 04680

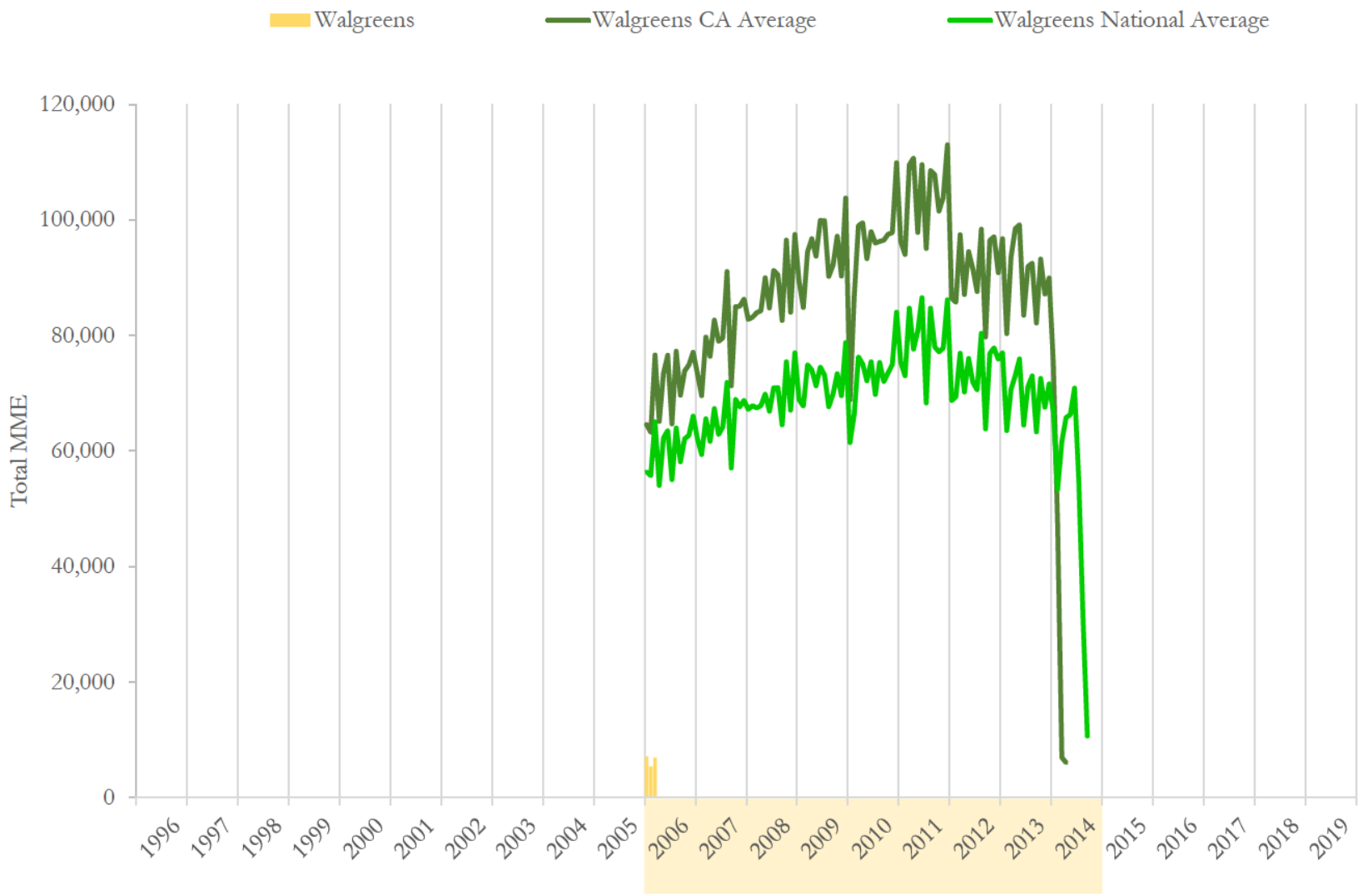

National and state averages reflect hydrocodone shipped from Walgreen Co to all active pharmacies each month.
Data source: ARCOS (2006-2014) and Defendant Distribution Data (Walgreens 1/2006 - 3/2014)

Walgreens # 04680 (4/1999 to 3/2006)
DEA: BW6033081
730 Market Street
San Francisco, CA 94102

Walgreen Co Hydrocodone Shipments to Walgreens # 04680

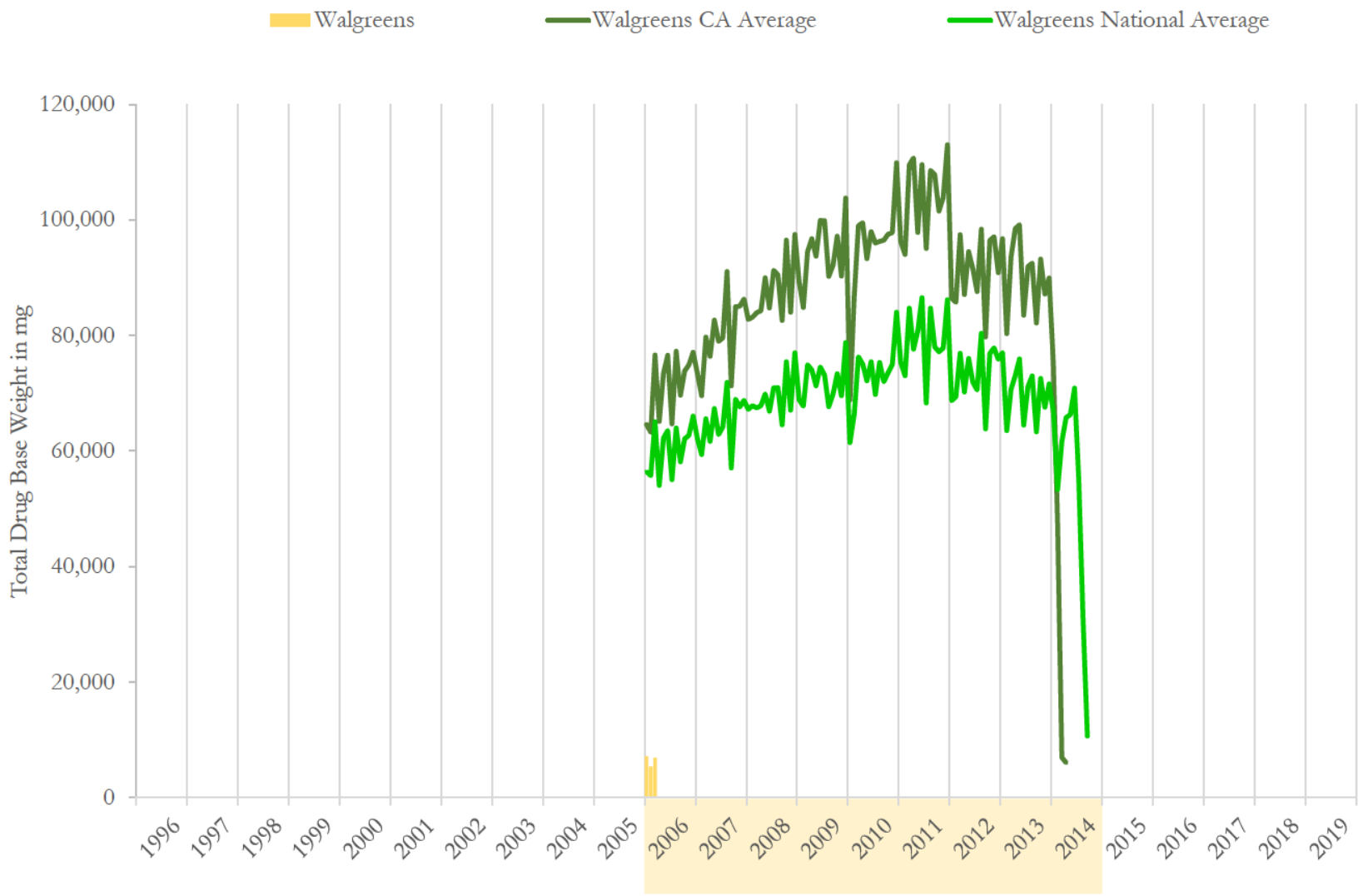

National and state averages reflect hydrocodone shipped from Walgreen Co to all active pharmacies each month.
Data source: ARCOS (2006-2014) and Defendant Distribution Data (Walgreens 1/2006 - 3/2014)

Walgreens # 04680 (4/1999 to 3/2006)
DEA: BW6033081
730 Market Street
San Francisco, CA 94102

Walgreen Co Hydrocodone Shipments to Walgreens # 04680

	Dosage Units		MME		Drug Base Weight in mg	
Date	Walgreens	% Change	Walgreens	% Change	Walgreens	% Change
01/2006	1,600	n/a	7,113	n/a	7,113	n/a
02/2006	1,000	-37.5%	5,400	-24.1%	5,400	-24.1%
03/2006	1,600	60.0%	6,930	28.3%	6,930	28.3%
04/2006	0	-100.0%	0	-100.0%	0	-100.0%
05/2006	0	n/a	0	n/a	0	n/a
06/2006	0	n/a	0	n/a	0	n/a
07/2006	0	n/a	0	n/a	0	n/a
08/2006	0	n/a	0	n/a	0	n/a
09/2006	0	n/a	0	n/a	0	n/a
10/2006	0	n/a	0	n/a	0	n/a
11/2006	0	n/a	0	n/a	0	n/a
12/2006	0	n/a	0	n/a	0	n/a
01/2007	0	n/a	0	n/a	0	n/a
02/2007	0	n/a	0	n/a	0	n/a
03/2007	0	n/a	0	n/a	0	n/a
04/2007	0	n/a	0	n/a	0	n/a
05/2007	0	n/a	0	n/a	0	n/a
06/2007	0	n/a	0	n/a	0	n/a
07/2007	0	n/a	0	n/a	0	n/a
08/2007	0	n/a	0	n/a	0	n/a
09/2007	0	n/a	0	n/a	0	n/a
10/2007	0	n/a	0	n/a	0	n/a
11/2007	0	n/a	0	n/a	0	n/a
12/2007	0	n/a	0	n/a	0	n/a

Data source: ARCOS (2006-2014) and Defendant Distribution Data (Walgreens 1/2006 - 3/2014)

Walgreens # 04680 (4/1999 to 3/2006)
DEA: BW6033081
730 Market Street
San Francisco, CA 94102

Walgreen Co Hydrocodone Shipments to Walgreens # 04680

	Dosage Units		MME		Drug Base Weight in mg	
Date	Walgreens	% Change	Walgreens	% Change	Walgreens	% Change
1996	0		0		0	
1997	0	n/a	0	n/a	0	n/a
1998	0	n/a	0	n/a	0	n/a
1999	0	n/a	0	n/a	0	n/a
2000	0	n/a	0	n/a	0	n/a
2001	0	n/a	0	n/a	0	n/a
2002	0	n/a	0	n/a	0	n/a
2003	0	n/a	0	n/a	0	n/a
2004	0	n/a	0	n/a	0	n/a
2005	0	n/a	0	n/a	0	n/a
2006	4,200	n/a	19,443	n/a	19,443	n/a
2007	0	-100.0%	0	-100.0%	0	-100.0%
2008	0	n/a	0	n/a	0	n/a
2009	0	n/a	0	n/a	0	n/a
2010	0	n/a	0	n/a	0	n/a
2011	0	n/a	0	n/a	0	n/a
2012	0	n/a	0	n/a	0	n/a
2013	0	n/a	0	n/a	0	n/a
2014	0	n/a	0	n/a	0	n/a
2015	0	n/a	0	n/a	0	n/a
2016	0	n/a	0	n/a	0	n/a
2017	0	n/a	0	n/a	0	n/a
2018	0	n/a	0	n/a	0	n/a
2019	0	n/a	0	n/a	0	n/a
Total	**4,200**		**19,443**		**19,443**	

Data source: ARCOS (2006-2014) and Defendant Distribution Data (Walgreens 1/2006 - 3/2014)

Walgreens # 04680 (4/1999 to 3/2006)
DEA: BW6033081
730 Market Street
San Francisco, CA 94102

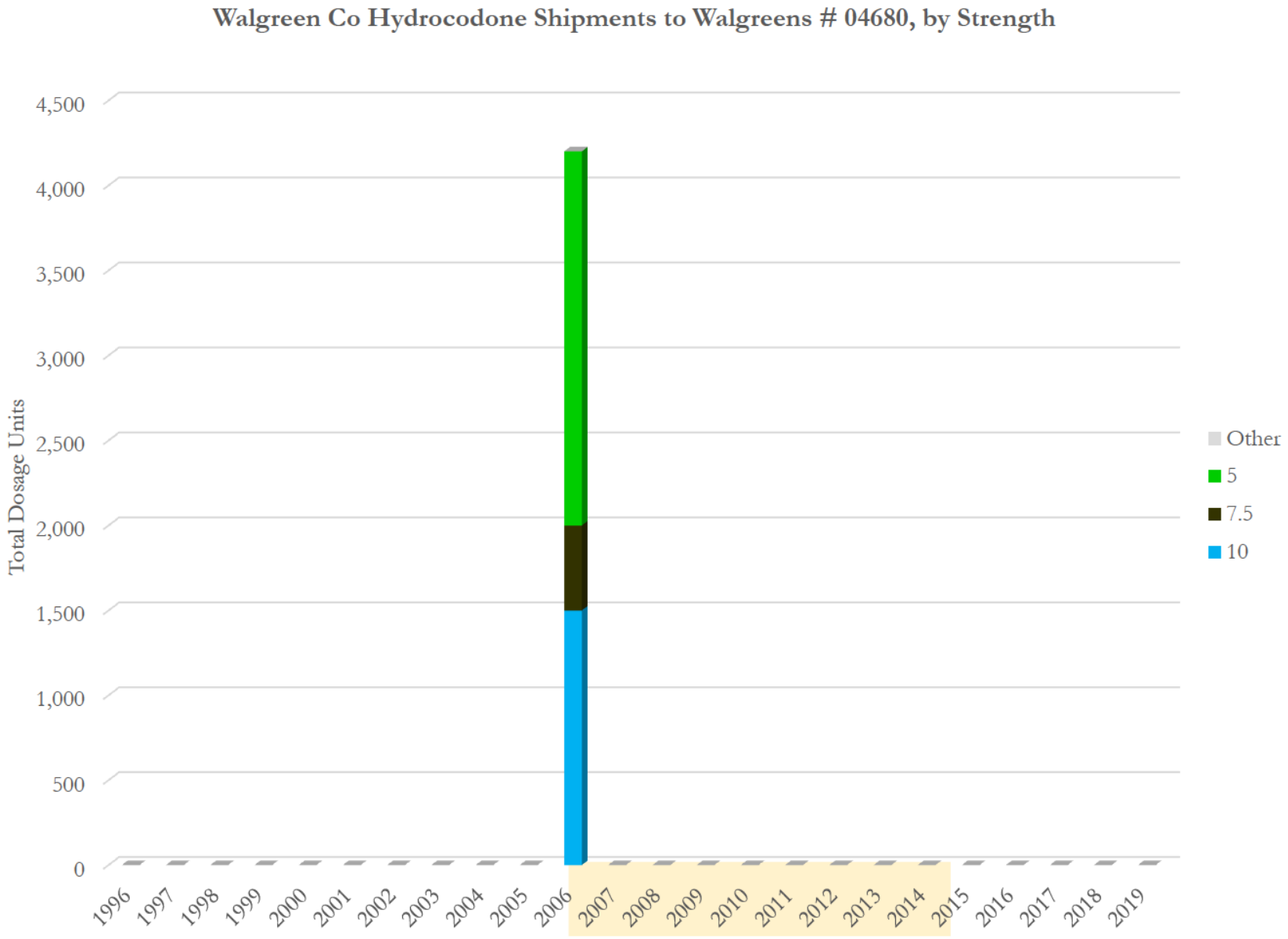

Data source: ARCOS (2006-2014) and Defendant Distribution Data (Walgreens 1/2006 - 3/2014)

Walgreens # 04680 (4/1999 to 3/2006)
DEA: BW6033081
730 Market Street
San Francisco, CA 94102

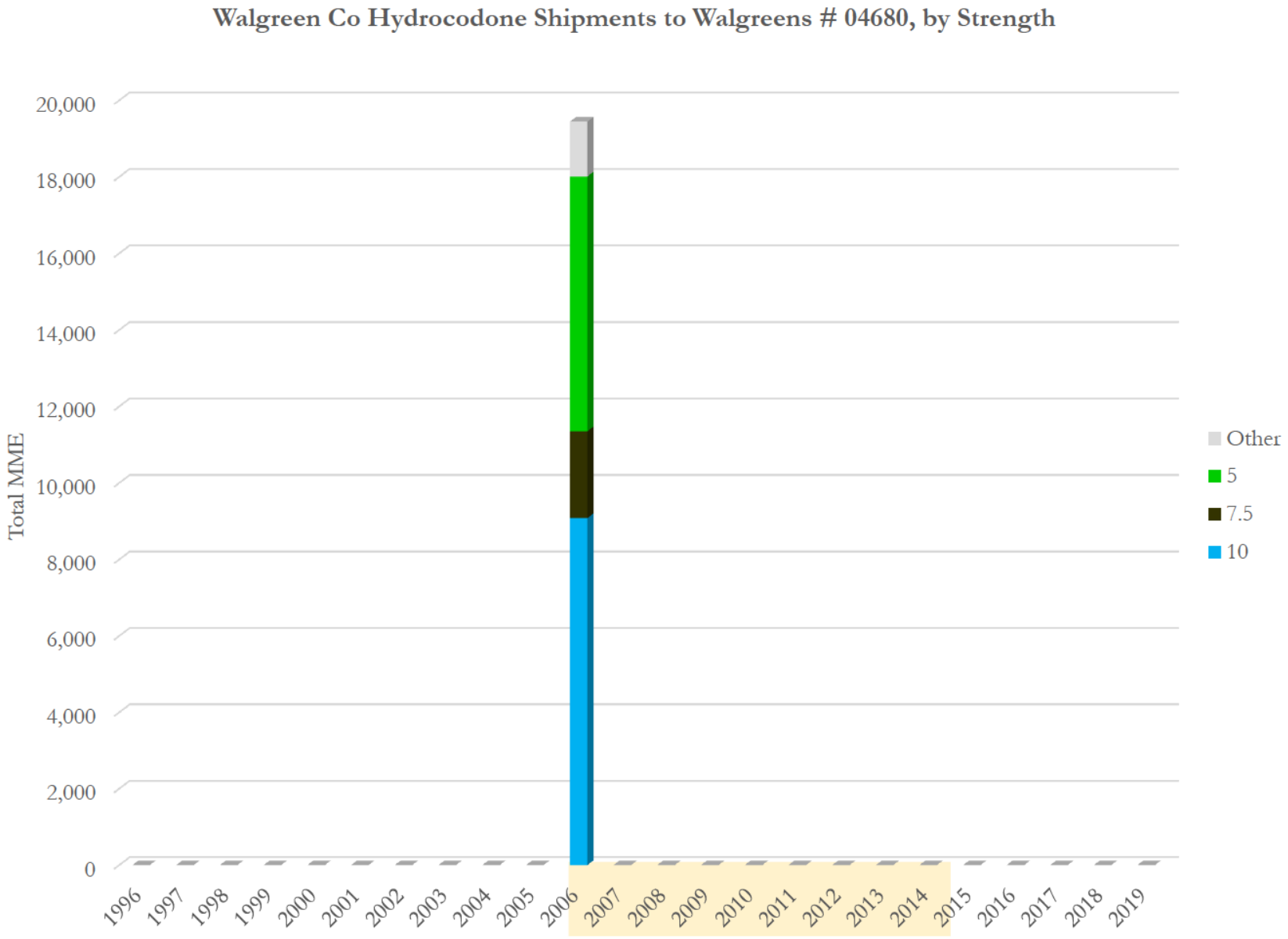

Data source: ARCOS (2006-2014) and Defendant Distribution Data (Walgreens 1/2006 - 3/2014)

Walgreens # 04680 (4/1999 to 3/2006)
DEA: BW6033081
730 Market Street
San Francisco, CA 94102

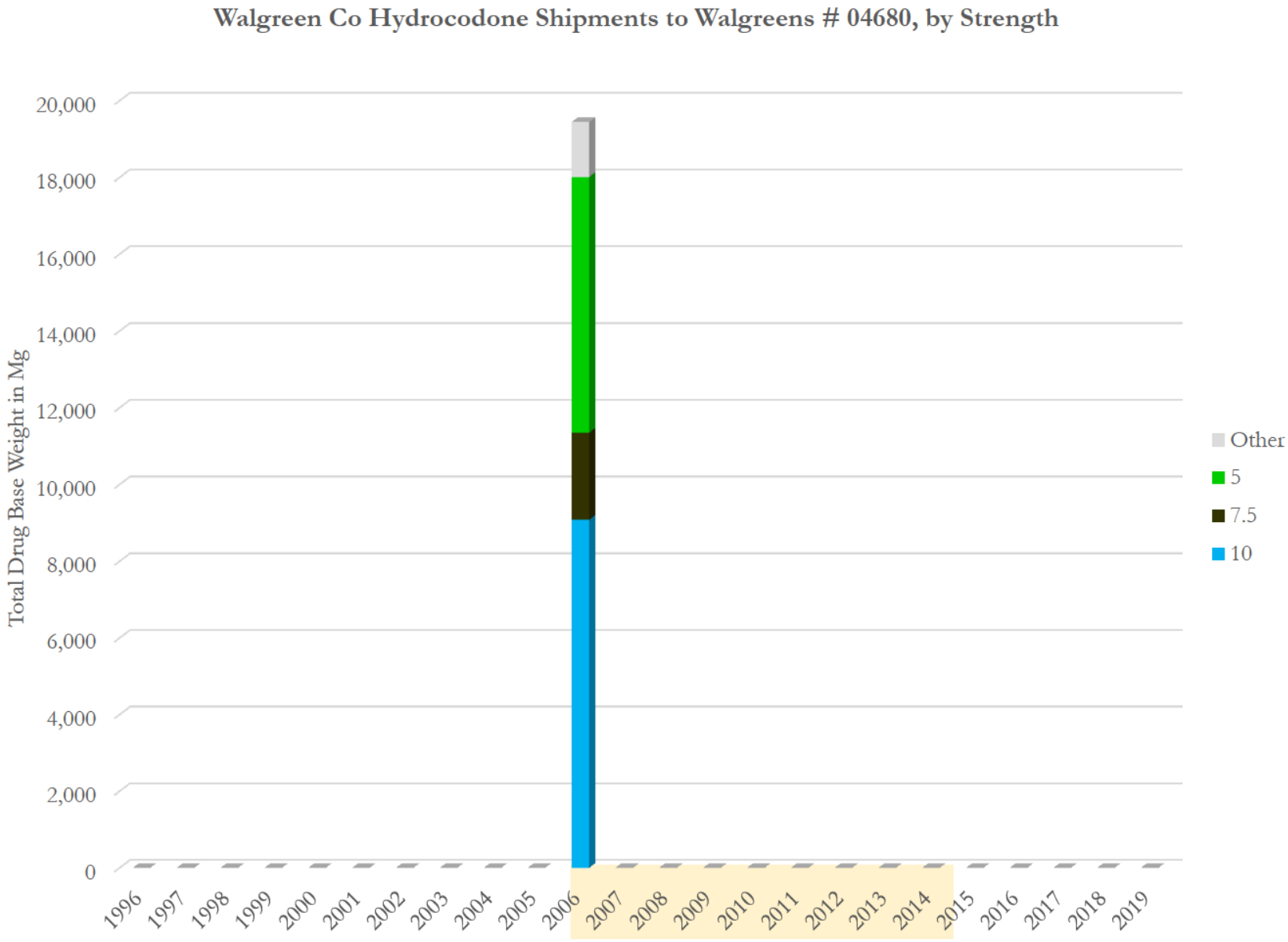

Data source: ARCOS (2006-2014) and Defendant Distribution Data (Walgreens 1/2006 - 3/2014)

Walgreens # 04680 (4/1999 to 3/2006)
DEA: BW6033081
730 Market Street
San Francisco, CA 94102

Walgreen Co Hydrocodone Shipments to Walgreens # 04680, by Strength
(Total Dosage Units)

Strength Year\	10	7.5	5	Other	Total	Avg. Str
1996	0	0	0	0	**0**	
1997	0	0	0	0	**0**	
1998	0	0	0	0	**0**	
1999	0	0	0	0	**0**	
2000	0	0	0	0	**0**	
2001	0	0	0	0	**0**	
2002	0	0	0	0	**0**	
2003	0	0	0	0	**0**	
2004	0	0	0	0	**0**	
2005	0	0	0	0	**0**	
2006	1,500	500	2,200	0	**4,200**	7.08
2007	0	0	0	0	**0**	
2008	0	0	0	0	**0**	
2009	0	0	0	0	**0**	
2010	0	0	0	0	**0**	
2011	0	0	0	0	**0**	
2012	0	0	0	0	**0**	
2013	0	0	0	0	**0**	
2014	0	0	0	0	**0**	
2015	0	0	0	0	**0**	
2016	0	0	0	0	**0**	
2017	0	0	0	0	**0**	
2018	0	0	0	0	**0**	
2019	0	0	0	0	**0**	
Total	**1,500**	**500**	**2,200**	**0**	**4,200**	7.08

Data source: ARCOS (2006-2014) and Defendant Distribution Data (Walgreens 1/2006 - 3/2014)

Walgreens # 04680 (4/1999 to 3/2006)
DEA: BW6033081
730 Market Street
San Francisco, CA 94102

Walgreen Co Hydrocodone Shipments to Walgreens # 04680, by Strength (Total MME)

Strength Year\	10	7.5	5	Other	Total	Avg. Str
1996	0	0	0	0	**0**	
1997	0	0	0	0	**0**	
1998	0	0	0	0	**0**	
1999	0	0	0	0	**0**	
2000	0	0	0	0	**0**	
2001	0	0	0	0	**0**	
2002	0	0	0	0	**0**	
2003	0	0	0	0	**0**	
2004	0	0	0	0	**0**	
2005	0	0	0	0	**0**	
2006	9,081	2,270	6,659	1,432	**19,443**	7.08
2007	0	0	0	0	**0**	
2008	0	0	0	0	**0**	
2009	0	0	0	0	**0**	
2010	0	0	0	0	**0**	
2011	0	0	0	0	**0**	
2012	0	0	0	0	**0**	
2013	0	0	0	0	**0**	
2014	0	0	0	0	**0**	
2015	0	0	0	0	**0**	
2016	0	0	0	0	**0**	
2017	0	0	0	0	**0**	
2018	0	0	0	0	**0**	
2019	0	0	0	0	**0**	
Total	**9,081**	**2,270**	**6,659**	**1,432**	**19,443**	7.08

Data source: ARCOS (2006-2014) and Defendant Distribution Data (Walgreens 1/2006 - 3/2014)

Walgreens # 04680 (4/1999 to 3/2006)
DEA: BW6033081
730 Market Street
San Francisco, CA 94102

Walgreen Co Hydrocodone Shipments to Walgreens # 04680, by Strength
(Total Drug Base Weight in Milligram)

Strength Year\	10	7.5	5	Other	Total	Avg. Str
1996	0	0	0	0	**0**	
1997	0	0	0	0	**0**	
1998	0	0	0	0	**0**	
1999	0	0	0	0	**0**	
2000	0	0	0	0	**0**	
2001	0	0	0	0	**0**	
2002	0	0	0	0	**0**	
2003	0	0	0	0	**0**	
2004	0	0	0	0	**0**	
2005	0	0	0	0	**0**	
2006	9,081	2,270	6,659	1,432	**19,443**	7.08
2007	0	0	0	0	**0**	
2008	0	0	0	0	**0**	
2009	0	0	0	0	**0**	
2010	0	0	0	0	**0**	
2011	0	0	0	0	**0**	
2012	0	0	0	0	**0**	
2013	0	0	0	0	**0**	
2014	0	0	0	0	**0**	
2015	0	0	0	0	**0**	
2016	0	0	0	0	**0**	
2017	0	0	0	0	**0**	
2018	0	0	0	0	**0**	
2019	0	0	0	0	**0**	
Total	**9,081**	**2,270**	**6,659**	**1,432**	**19,443**	7.08

Data source: ARCOS (2006-2014) and Defendant Distribution Data (Walgreens 1/2006 - 3/2014)

Safeway Pharmacy #1507 (10/2004 to 12/2018)
DEA: BS5690715
2020 Market Street
San Francisco, CA 94114

Anda, Inc Hydrocodone Shipments to Safeway Pharmacy #1507

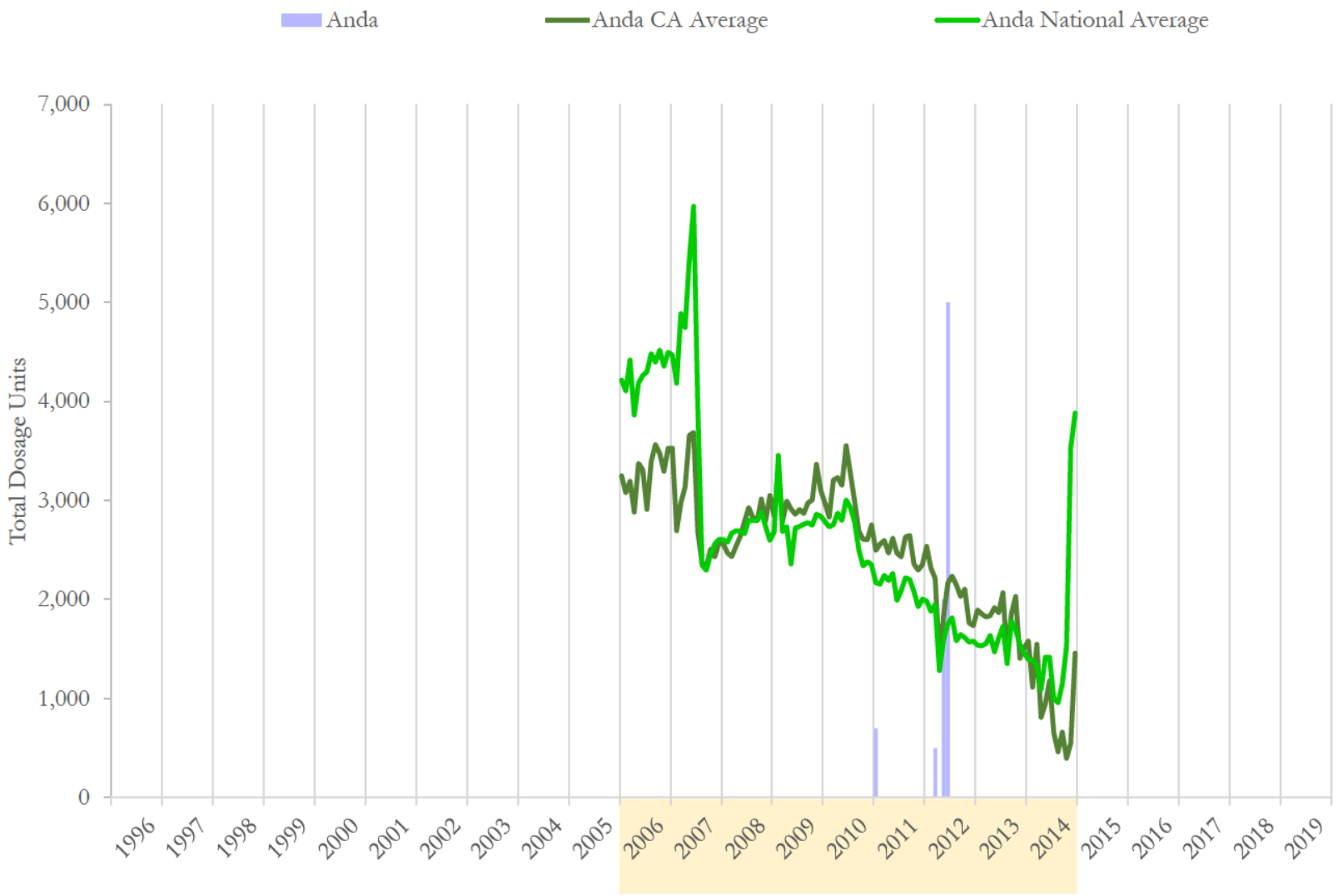

National and state averages reflect hydrocodone shipped from Anda, Inc to all active pharmacies each month.
Data source: ARCOS (2006-2014) and Defendant Distribution Data (Anda 12/1996 - 1/2015)

Safeway Pharmacy #1507 (10/2004 to 12/2018)
DEA: BS5690715
2020 Market Street
San Francisco, CA 94114

Anda, Inc Hydrocodone Shipments to Safeway Pharmacy #1507

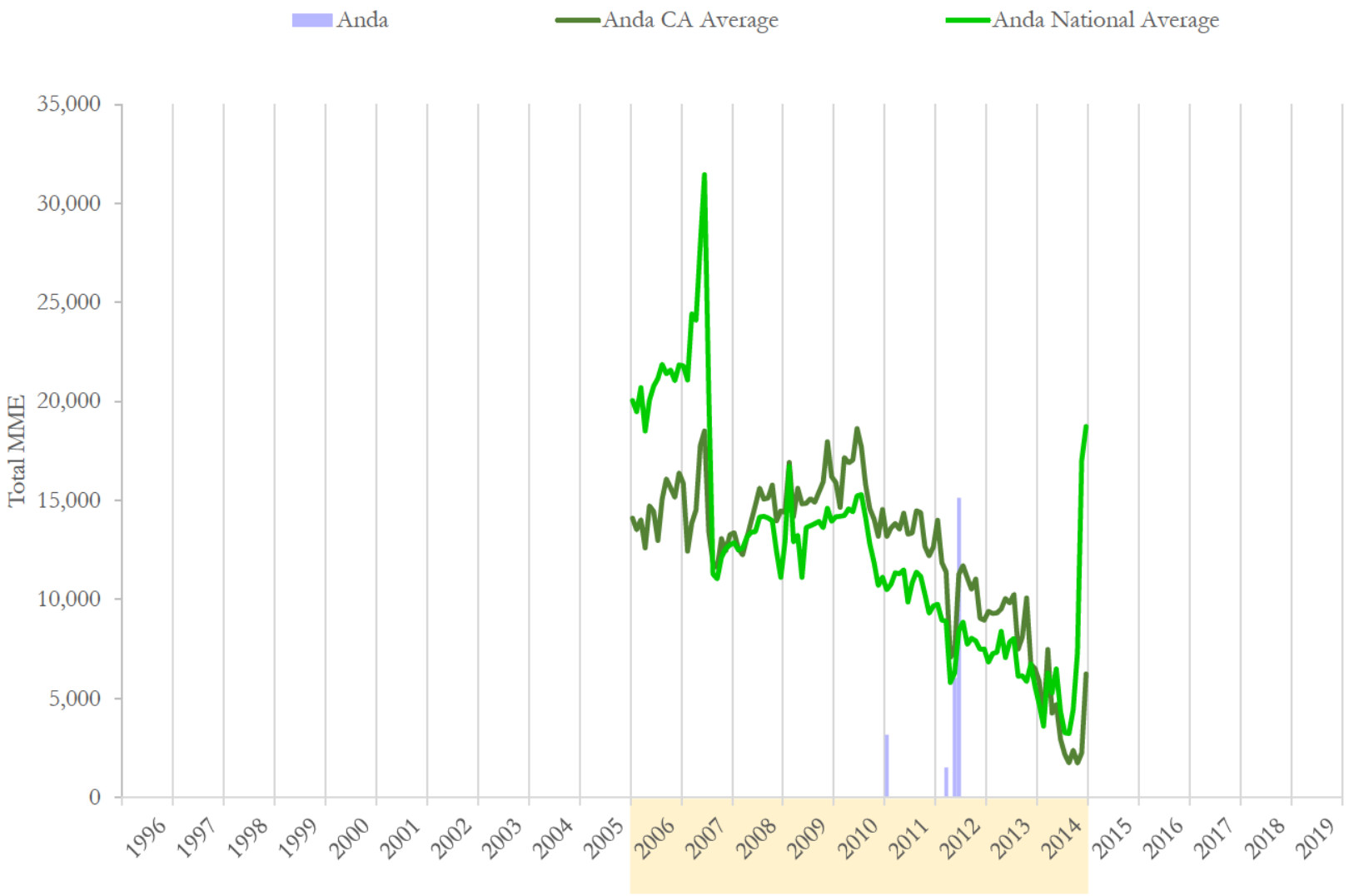

National and state averages reflect hydrocodone shipped from Anda, Inc to all active pharmacies each month.
Data source: ARCOS (2006-2014) and Defendant Distribution Data (Anda 12/1996 - 1/2015)

Safeway Pharmacy #1507 (10/2004 to 12/2018)
DEA: BS5690715
2020 Market Street
San Francisco, CA 94114

Anda, Inc Hydrocodone Shipments to Safeway Pharmacy #1507

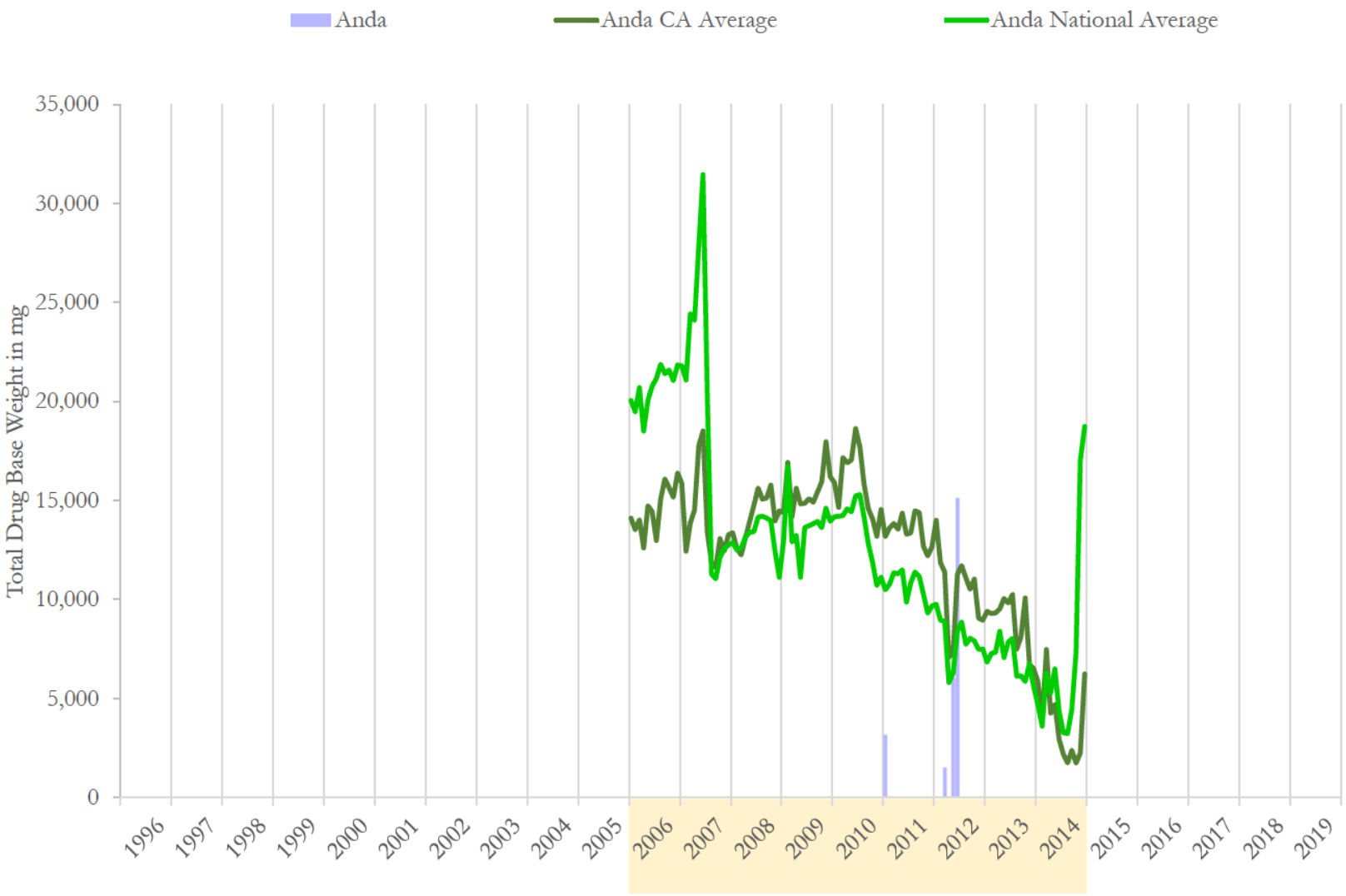

National and state averages reflect hydrocodone shipped from Anda, Inc to all active pharmacies each month.
Data source: ARCOS (2006-2014) and Defendant Distribution Data (Anda 12/1996 - 1/2015)

Safeway Pharmacy #1507 (10/2004 to 12/2018)
DEA: BS5690715
2020 Market Street
San Francisco, CA 94114

Anda, Inc Hydrocodone Shipments to Safeway Pharmacy #1507

	Dosage Units		MME		Drug Base Weight in mg	
Date	Anda	% Change	Anda	% Change	Anda	% Change
01/2010	0	n/a	0	n/a	0	n/a
02/2010	0	n/a	0	n/a	0	n/a
03/2010	0	n/a	0	n/a	0	n/a
04/2010	0	n/a	0	n/a	0	n/a
05/2010	0	n/a	0	n/a	0	n/a
06/2010	0	n/a	0	n/a	0	n/a
07/2010	0	n/a	0	n/a	0	n/a
08/2010	0	n/a	0	n/a	0	n/a
09/2010	0	n/a	0	n/a	0	n/a
10/2010	0	n/a	0	n/a	0	n/a
11/2010	0	n/a	0	n/a	0	n/a
12/2010	0	n/a	0	n/a	0	n/a
01/2011	700	n/a	3,178	n/a	3,178	n/a
02/2011	0	-100.0%	0	-100.0%	0	-100.0%
03/2011	0	n/a	0	n/a	0	n/a
04/2011	0	n/a	0	n/a	0	n/a
05/2011	0	n/a	0	n/a	0	n/a
06/2011	0	n/a	0	n/a	0	n/a
07/2011	0	n/a	0	n/a	0	n/a
08/2011	0	n/a	0	n/a	0	n/a
09/2011	0	n/a	0	n/a	0	n/a
10/2011	0	n/a	0	n/a	0	n/a
11/2011	0	n/a	0	n/a	0	n/a
12/2011	0	n/a	0	n/a	0	n/a

Data source: ARCOS (2006-2014) and Defendant Distribution Data (Anda 12/1996 - 1/2015)

Anda, Inc Hydrocodone Shipments to Safeway Pharmacy #1507

	Dosage Units		MME		Drug Base Weight in mg	
Date	Anda	% Change	Anda	% Change	Anda	% Change
01/2012	0	n/a	0	n/a	0	n/a
02/2012	0	n/a	0	n/a	0	n/a
03/2012	500	n/a	1,514	n/a	1,514	n/a
04/2012	0	-100.0%	0	-100.0%	0	-100.0%
05/2012	2,000	n/a	6,054	n/a	6,054	n/a
06/2012	5,000	150.0%	15,135	150.0%	15,135	150.0%
07/2012	0	-100.0%	0	-100.0%	0	-100.0%
08/2012	0	n/a	0	n/a	0	n/a
09/2012	0	n/a	0	n/a	0	n/a
10/2012	0	n/a	0	n/a	0	n/a
11/2012	0	n/a	0	n/a	0	n/a
12/2012	0	n/a	0	n/a	0	n/a
01/2013	0	n/a	0	n/a	0	n/a
02/2013	0	n/a	0	n/a	0	n/a
03/2013	0	n/a	0	n/a	0	n/a
04/2013	0	n/a	0	n/a	0	n/a
05/2013	0	n/a	0	n/a	0	n/a
06/2013	0	n/a	0	n/a	0	n/a
07/2013	0	n/a	0	n/a	0	n/a
08/2013	0	n/a	0	n/a	0	n/a
09/2013	0	n/a	0	n/a	0	n/a
10/2013	0	n/a	0	n/a	0	n/a
11/2013	0	n/a	0	n/a	0	n/a
12/2013	0	n/a	0	n/a	0	n/a

Data source: ARCOS (2006-2014) and Defendant Distribution Data (Anda 12/1996 - 1/2015)

Safeway Pharmacy #1507 (10/2004 to 12/2018)
DEA: BS5690715
2020 Market Street
San Francisco, CA 94114

Anda, Inc Hydrocodone Shipments to Safeway Pharmacy #1507

	Dosage Units		MME		Drug Base Weight in mg	
Date	**Anda**	**% Change**	**Anda**	**% Change**	**Anda**	**% Change**
1996	0		0		0	
1997	0	n/a	0	n/a	0	n/a
1998	0	n/a	0	n/a	0	n/a
1999	0	n/a	0	n/a	0	n/a
2000	0	n/a	0	n/a	0	n/a
2001	0	n/a	0	n/a	0	n/a
2002	0	n/a	0	n/a	0	n/a
2003	0	n/a	0	n/a	0	n/a
2004	0	n/a	0	n/a	0	n/a
2005	0	n/a	0	n/a	0	n/a
2006	0	n/a	0	n/a	0	n/a
2007	0	n/a	0	n/a	0	n/a
2008	0	n/a	0	n/a	0	n/a
2009	0	n/a	0	n/a	0	n/a
2010	0	n/a	0	n/a	0	n/a
2011	700	n/a	3,178	n/a	3,178	n/a
2012	7,500	971.4%	22,703	614.3%	22,703	614.3%
2013	0	-100.0%	0	-100.0%	0	-100.0%
2014	0	n/a	0	n/a	0	n/a
2015	0	n/a	0	n/a	0	n/a
2016	0	n/a	0	n/a	0	n/a
2017	0	n/a	0	n/a	0	n/a
2018	0	n/a	0	n/a	0	n/a
2019	0	n/a	0	n/a	0	n/a
Total	**8,200**		**25,881**		**25,881**	

Data source: ARCOS (2006-2014) and Defendant Distribution Data (Anda 12/1996 - 1/2015)

Safeway Pharmacy #1507 (10/2004 to 12/2018)
DEA: BS5690715
2020 Market Street
San Francisco, CA 94114

Anda, Inc Hydrocodone Shipments to Safeway Pharmacy #1507, by Strength

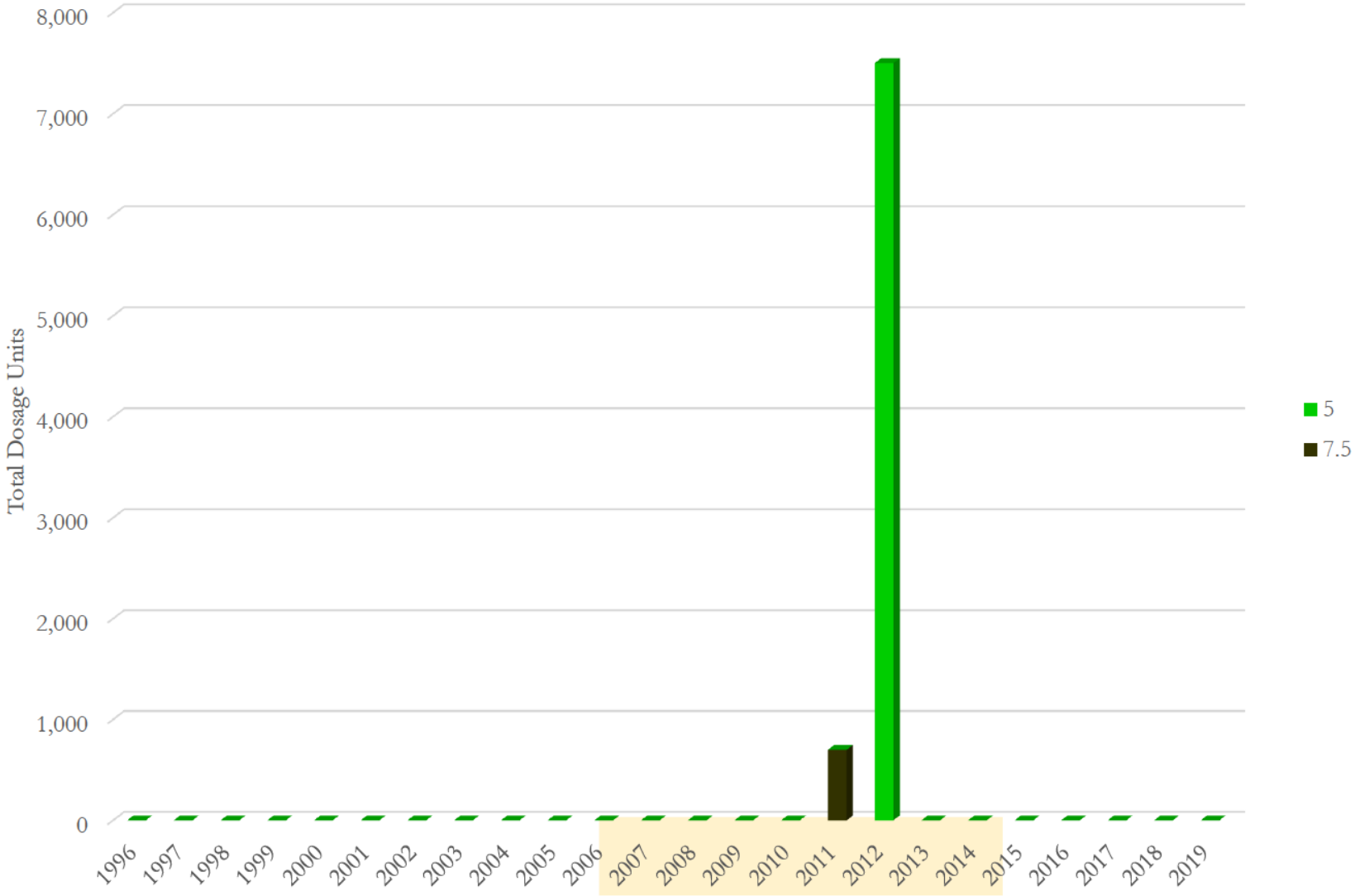

Data source: ARCOS (2006-2014) and Defendant Distribution Data (Anda 12/1996 - 1/2015)

Safeway Pharmacy #1507 (10/2004 to 12/2018)
DEA: BS5690715
2020 Market Street
San Francisco, CA 94114

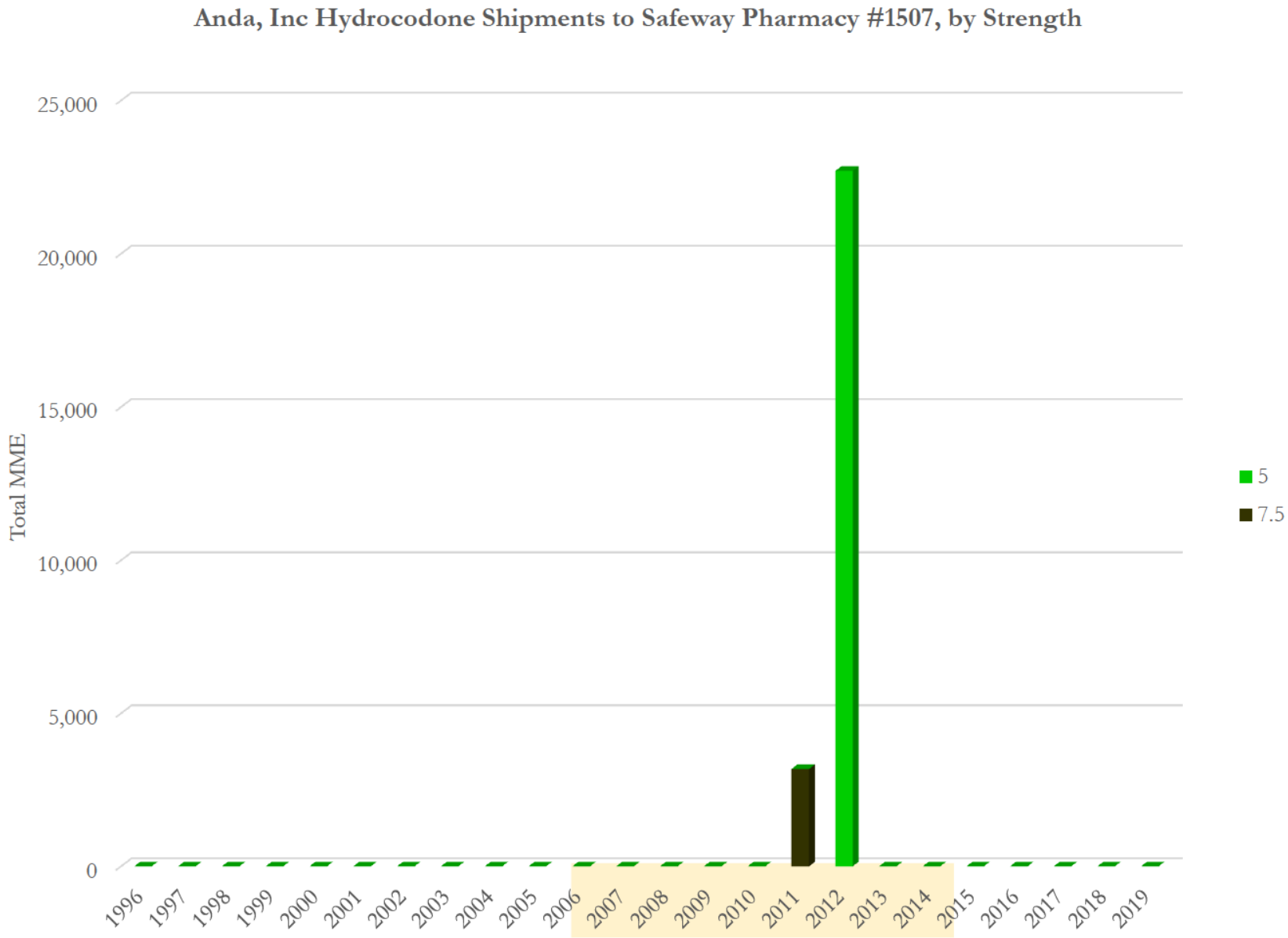

Data source: ARCOS (2006-2014) and Defendant Distribution Data (Anda 12/1996 - 1/2015)

Safeway Pharmacy #1507 (10/2004 to 12/2018)
DEA: BS5690715
2020 Market Street
San Francisco, CA 94114

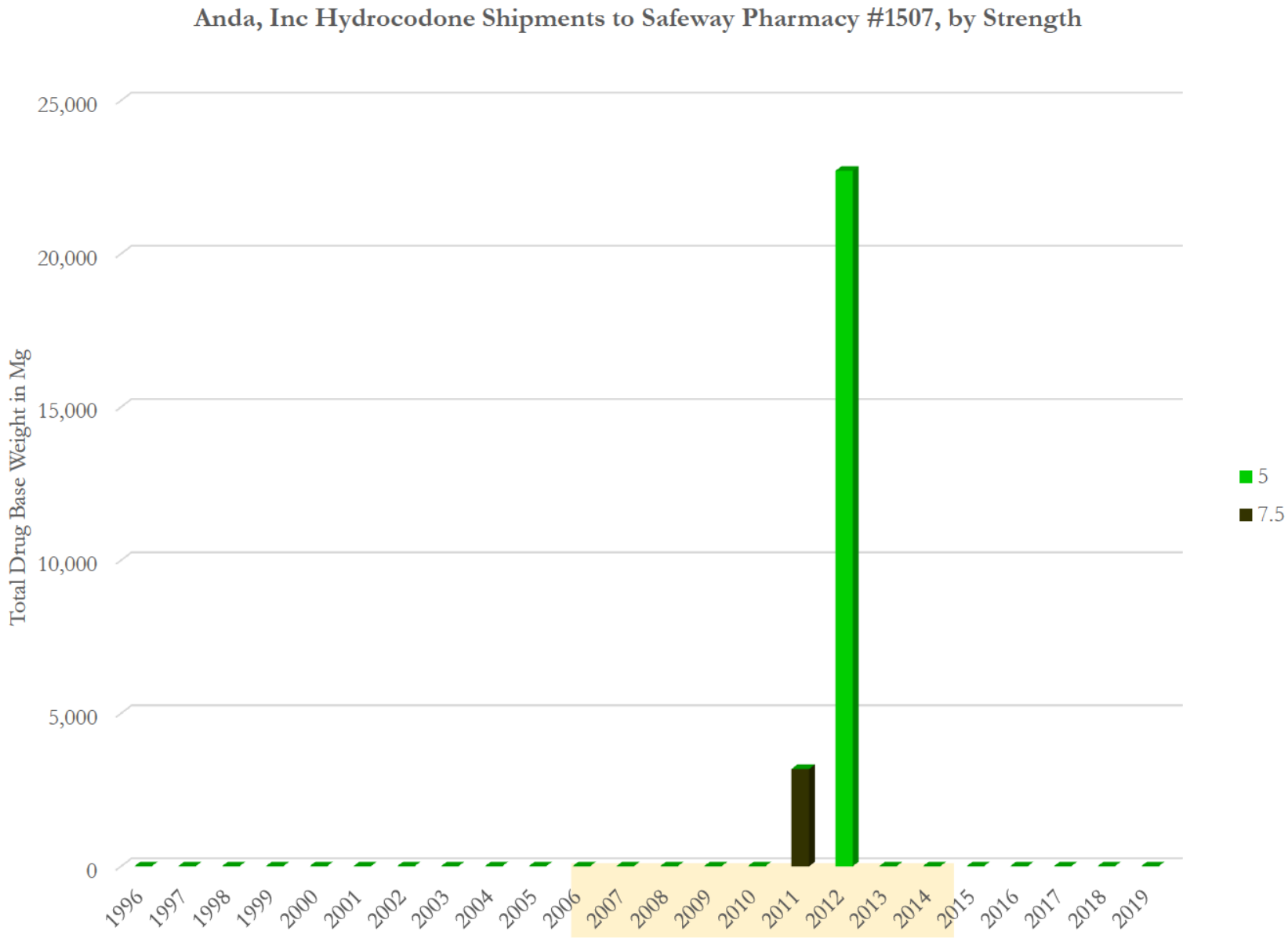

Data source: ARCOS (2006-2014) and Defendant Distribution Data (Anda 12/1996 - 1/2015)

Safeway Pharmacy #1507 (10/2004 to 12/2018)
DEA: BS5690715
2020 Market Street
San Francisco, CA 94114

Anda, Inc Hydrocodone Shipments to Safeway Pharmacy #1507, by Strength
(Total Dosage Units)

Strength Year\	7.5	5	Total	Avg. Str
1996	0	0	**0**	
1997	0	0	**0**	
1998	0	0	**0**	
1999	0	0	**0**	
2000	0	0	**0**	
2001	0	0	**0**	
2002	0	0	**0**	
2003	0	0	**0**	
2004	0	0	**0**	
2005	0	0	**0**	
2006	0	0	**0**	
2007	0	0	**0**	
2008	0	0	**0**	
2009	0	0	**0**	
2010	0	0	**0**	
2011	700	0	**700**	7.50
2012	0	7,500	**7,500**	5.00
2013	0	0	**0**	
2014	0	0	**0**	
2015	0	0	**0**	
2016	0	0	**0**	
2017	0	0	**0**	
2018	0	0	**0**	
2019	0	0	**0**	
Total	**700**	**7,500**	**8,200**	5.21

Data source: ARCOS (2006-2014) and Defendant Distribution Data (Anda 12/1996 - 1/2015)

Anda, Inc Hydrocodone Shipments to Safeway Pharmacy #1507, by Strength
(Total MME)

Strength Year\	7.5	5	Total	Avg. Str
1996	0	0	**0**	
1997	0	0	**0**	
1998	0	0	**0**	
1999	0	0	**0**	
2000	0	0	**0**	
2001	0	0	**0**	
2002	0	0	**0**	
2003	0	0	**0**	
2004	0	0	**0**	
2005	0	0	**0**	
2006	0	0	**0**	
2007	0	0	**0**	
2008	0	0	**0**	
2009	0	0	**0**	
2010	0	0	**0**	
2011	3,178	0	**3,178**	7.50
2012	0	22,703	**22,703**	5.00
2013	0	0	**0**	
2014	0	0	**0**	
2015	0	0	**0**	
2016	0	0	**0**	
2017	0	0	**0**	
2018	0	0	**0**	
2019	0	0	**0**	
Total	**3,178**	**22,703**	**25,881**	5.21

Data source: ARCOS (2006-2014) and Defendant Distribution Data (Anda 12/1996 - 1/2015)

Safeway Pharmacy #1507 (10/2004 to 12/2018)
DEA: BS5690715
2020 Market Street
San Francisco, CA 94114

Anda, Inc Hydrocodone Shipments to Safeway Pharmacy #1507, by Strength
(Total Drug Base Weight in Milligram)

Strength Year\	7.5	5	Total	Avg. Str
1996	0	0	**0**	
1997	0	0	**0**	
1998	0	0	**0**	
1999	0	0	**0**	
2000	0	0	**0**	
2001	0	0	**0**	
2002	0	0	**0**	
2003	0	0	**0**	
2004	0	0	**0**	
2005	0	0	**0**	
2006	0	0	**0**	
2007	0	0	**0**	
2008	0	0	**0**	
2009	0	0	**0**	
2010	0	0	**0**	
2011	3,178	0	**3,178**	7.50
2012	0	22,703	**22,703**	5.00
2013	0	0	**0**	
2014	0	0	**0**	
2015	0	0	**0**	
2016	0	0	**0**	
2017	0	0	**0**	
2018	0	0	**0**	
2019	0	0	**0**	
Total	**3,178**	**22,703**	**25,881**	5.21

Data source: ARCOS (2006-2014) and Defendant Distribution Data (Anda 12/1996 - 1/2015)

Safeway Pharmacy #1711 (10/2004 to 12/2018)
DEA: BS4815506
15 Marina Blvd
San Francisco, CA 94123

Anda, Inc Hydrocodone Shipments to Safeway Pharmacy #1711

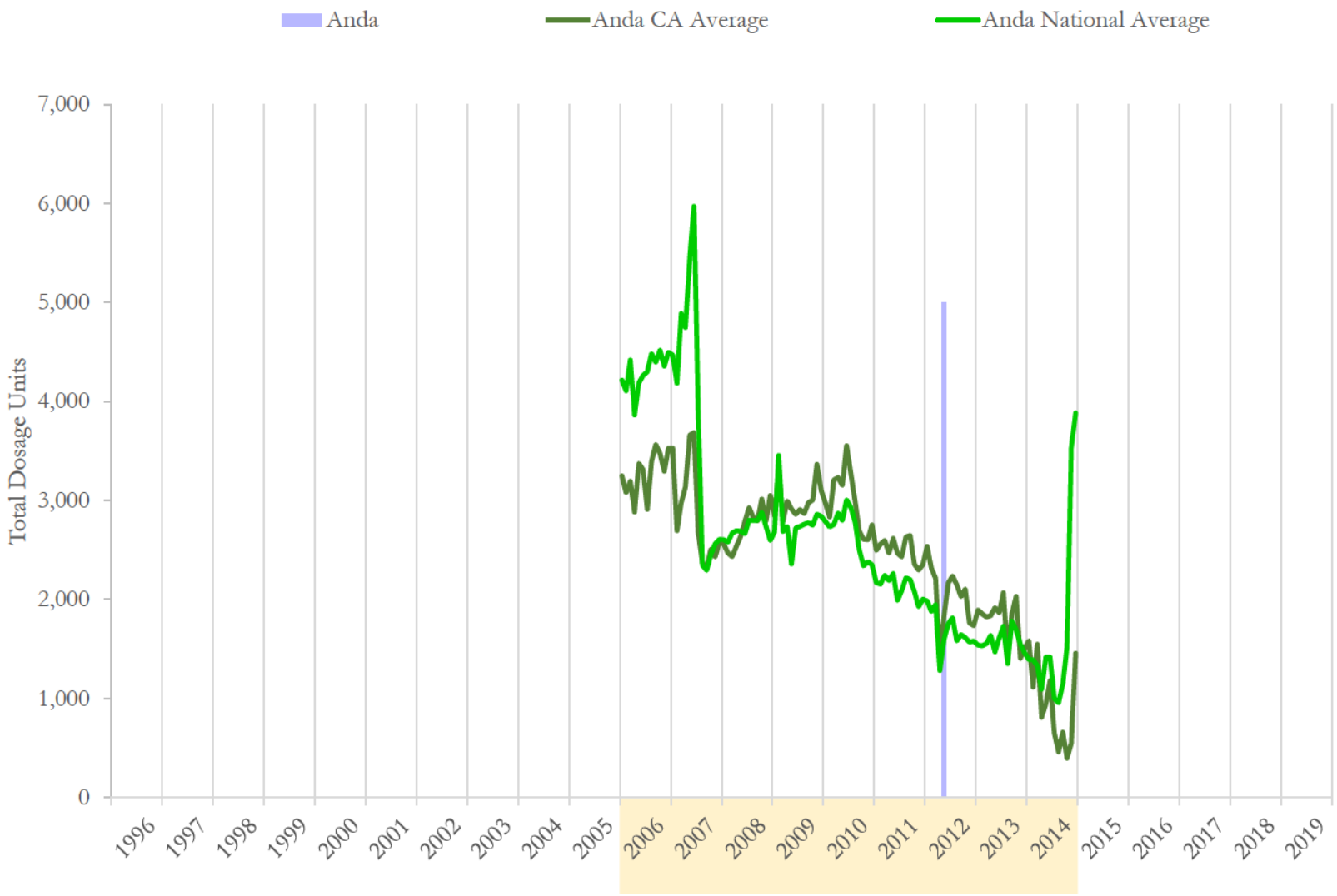

National and state averages reflect hydrocodone shipped from Anda, Inc to all active pharmacies each month.
Data source: ARCOS (2006-2014) and Defendant Distribution Data (Anda 12/1996 - 1/2015)

Safeway Pharmacy #1711 (10/2004 to 12/2018)
DEA: BS4815506
15 Marina Blvd
San Francisco, CA 94123

Anda, Inc Hydrocodone Shipments to Safeway Pharmacy #1711

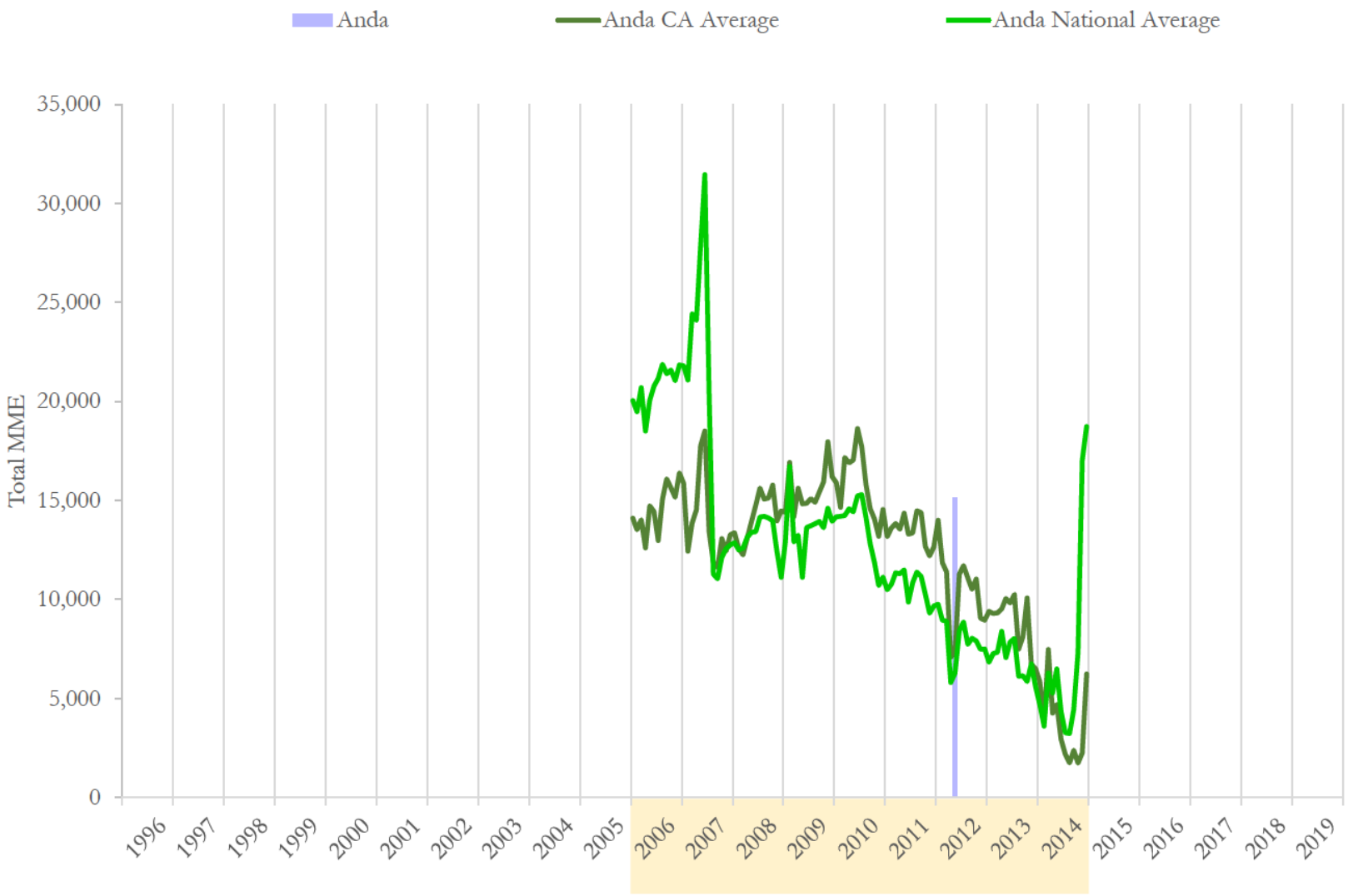

National and state averages reflect hydrocodone shipped from Anda, Inc to all active pharmacies each month.
Data source: ARCOS (2006-2014) and Defendant Distribution Data (Anda 12/1996 - 1/2015)

Safeway Pharmacy #1711 (10/2004 to 12/2018)
DEA: BS4815506
15 Marina Blvd
San Francisco, CA 94123

Anda, Inc Hydrocodone Shipments to Safeway Pharmacy #1711

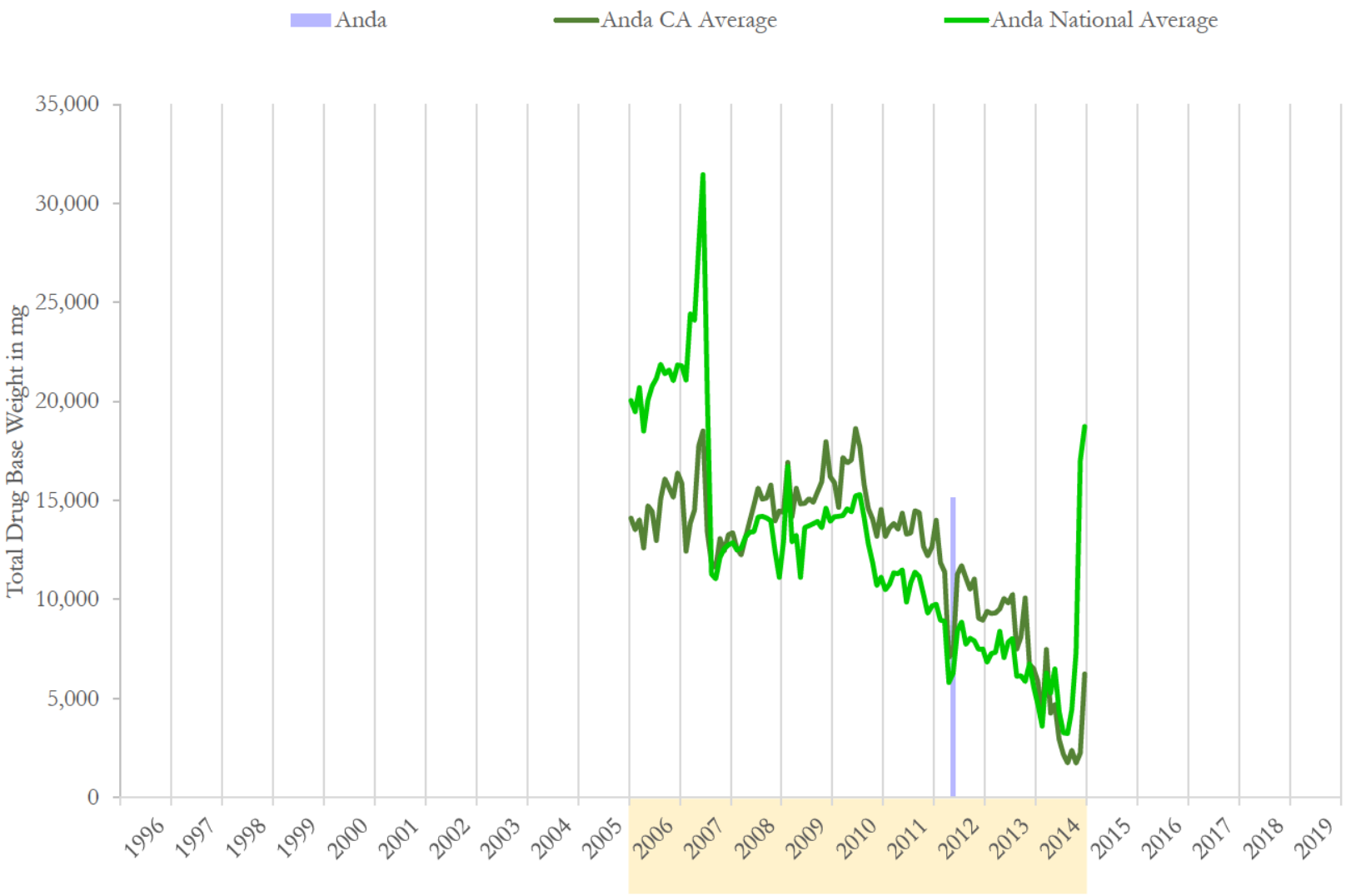

National and state averages reflect hydrocodone shipped from Anda, Inc to all active pharmacies each month.
Data source: ARCOS (2006-2014) and Defendant Distribution Data (Anda 12/1996 - 1/2015)

Safeway Pharmacy #1711 (10/2004 to 12/2018)
DEA: BS4815506
15 Marina Blvd
San Francisco, CA 94123

Anda, Inc Hydrocodone Shipments to Safeway Pharmacy #1711

	Dosage Units		MME		Drug Base Weight in mg	
Date	Anda	% Change	Anda	% Change	Anda	% Change
01/2012	0	n/a	0	n/a	0	n/a
02/2012	0	n/a	0	n/a	0	n/a
03/2012	0	n/a	0	n/a	0	n/a
04/2012	0	n/a	0	n/a	0	n/a
05/2012	5,000	n/a	15,135	n/a	15,135	n/a
06/2012	0	-100.0%	0	-100.0%	0	-100.0%
07/2012	0	n/a	0	n/a	0	n/a
08/2012	0	n/a	0	n/a	0	n/a
09/2012	0	n/a	0	n/a	0	n/a
10/2012	0	n/a	0	n/a	0	n/a
11/2012	0	n/a	0	n/a	0	n/a
12/2012	0	n/a	0	n/a	0	n/a
01/2013	0	n/a	0	n/a	0	n/a
02/2013	0	n/a	0	n/a	0	n/a
03/2013	0	n/a	0	n/a	0	n/a
04/2013	0	n/a	0	n/a	0	n/a
05/2013	0	n/a	0	n/a	0	n/a
06/2013	0	n/a	0	n/a	0	n/a
07/2013	0	n/a	0	n/a	0	n/a
08/2013	0	n/a	0	n/a	0	n/a
09/2013	0	n/a	0	n/a	0	n/a
10/2013	0	n/a	0	n/a	0	n/a
11/2013	0	n/a	0	n/a	0	n/a
12/2013	0	n/a	0	n/a	0	n/a

Data source: ARCOS (2006-2014) and Defendant Distribution Data (Anda 12/1996 - 1/2015)

Safeway Pharmacy #1711 (10/2004 to 12/2018)
DEA: BS4815506
15 Marina Blvd
San Francisco, CA 94123

Anda, Inc Hydrocodone Shipments to Safeway Pharmacy #1711

	Dosage Units		MME		Drug Base Weight in mg	
Date	**Anda**	**% Change**	**Anda**	**% Change**	**Anda**	**% Change**
1996	0		0		0	
1997	0	n/a	0	n/a	0	n/a
1998	0	n/a	0	n/a	0	n/a
1999	0	n/a	0	n/a	0	n/a
2000	0	n/a	0	n/a	0	n/a
2001	0	n/a	0	n/a	0	n/a
2002	0	n/a	0	n/a	0	n/a
2003	0	n/a	0	n/a	0	n/a
2004	0	n/a	0	n/a	0	n/a
2005	0	n/a	0	n/a	0	n/a
2006	0	n/a	0	n/a	0	n/a
2007	0	n/a	0	n/a	0	n/a
2008	0	n/a	0	n/a	0	n/a
2009	0	n/a	0	n/a	0	n/a
2010	0	n/a	0	n/a	0	n/a
2011	0	n/a	0	n/a	0	n/a
2012	5,000	n/a	15,135	n/a	15,135	n/a
2013	0	-100.0%	0	-100.0%	0	-100.0%
2014	0	n/a	0	n/a	0	n/a
2015	0	n/a	0	n/a	0	n/a
2016	0	n/a	0	n/a	0	n/a
2017	0	n/a	0	n/a	0	n/a
2018	0	n/a	0	n/a	0	n/a
2019	0	n/a	0	n/a	0	n/a
Total	**5,000**		**15,135**		**15,135**	

Data source: ARCOS (2006-2014) and Defendant Distribution Data (Anda 12/1996 - 1/2015)

Safeway Pharmacy #1711 (10/2004 to 12/2018)
DEA: BS4815506
15 Marina Blvd
San Francisco, CA 94123

Anda, Inc Hydrocodone Shipments to Safeway Pharmacy #1711, by Strength

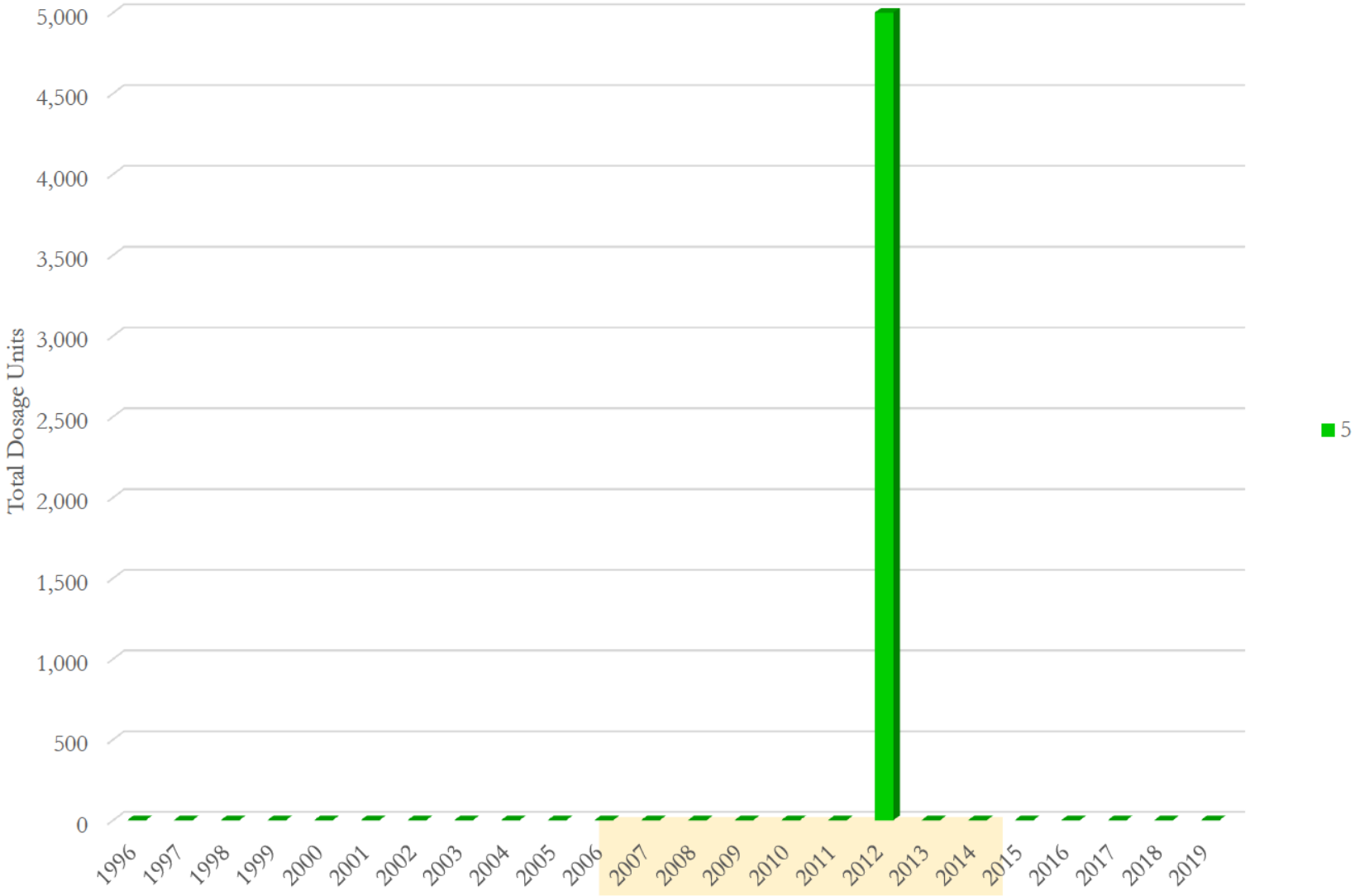

Data source: ARCOS (2006-2014) and Defendant Distribution Data (Anda 12/1996 - 1/2015)

Safeway Pharmacy #1711 (10/2004 to 12/2018)
DEA: BS4815506
15 Marina Blvd
San Francisco, CA 94123

Anda, Inc Hydrocodone Shipments to Safeway Pharmacy #1711, by Strength

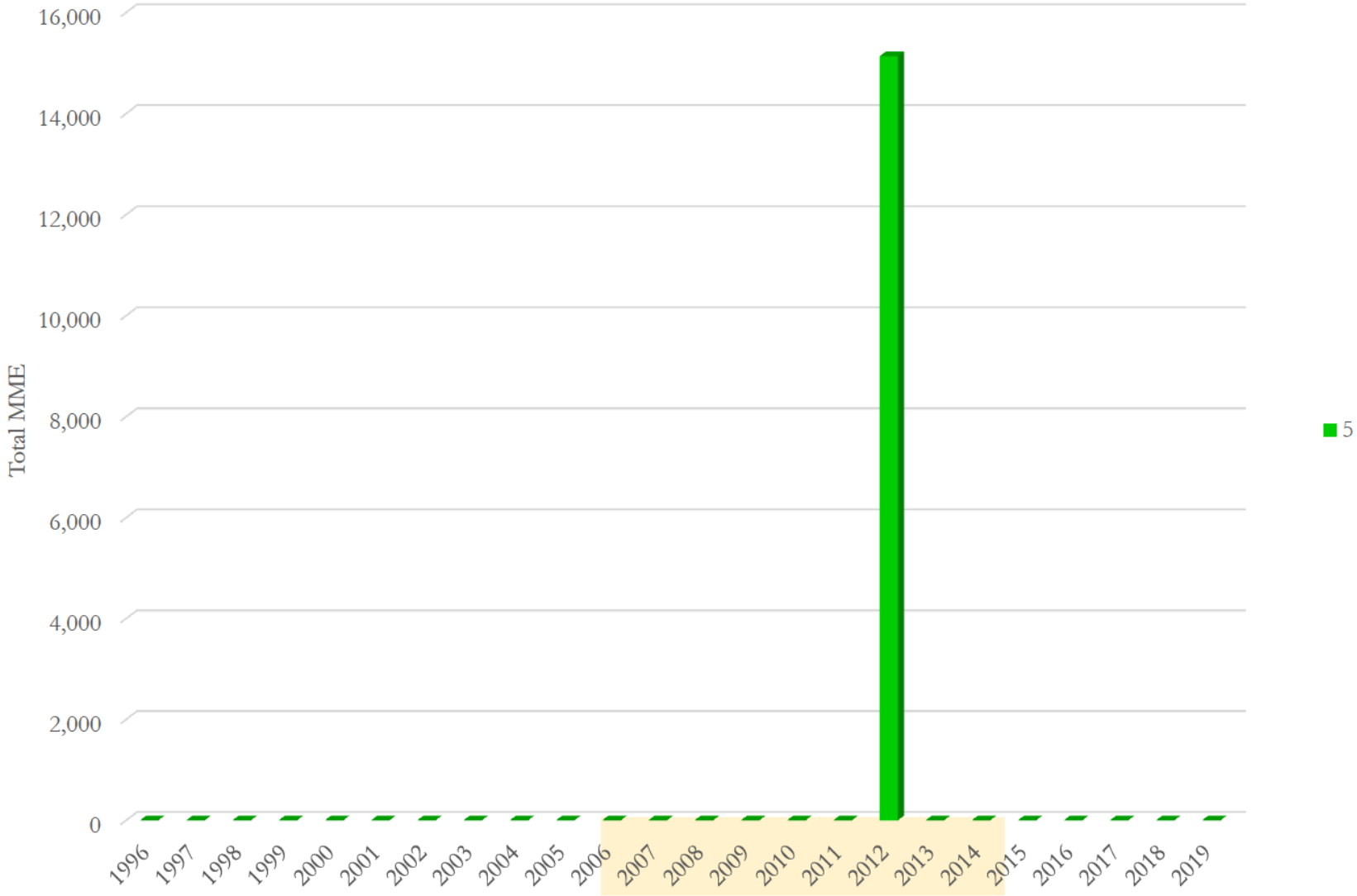

Data source: ARCOS (2006-2014) and Defendant Distribution Data (Anda 12/1996 - 1/2015)

Safeway Pharmacy #1711 (10/2004 to 12/2018)
DEA: BS4815506
15 Marina Blvd
San Francisco, CA 94123

Anda, Inc Hydrocodone Shipments to Safeway Pharmacy #1711, by Strength

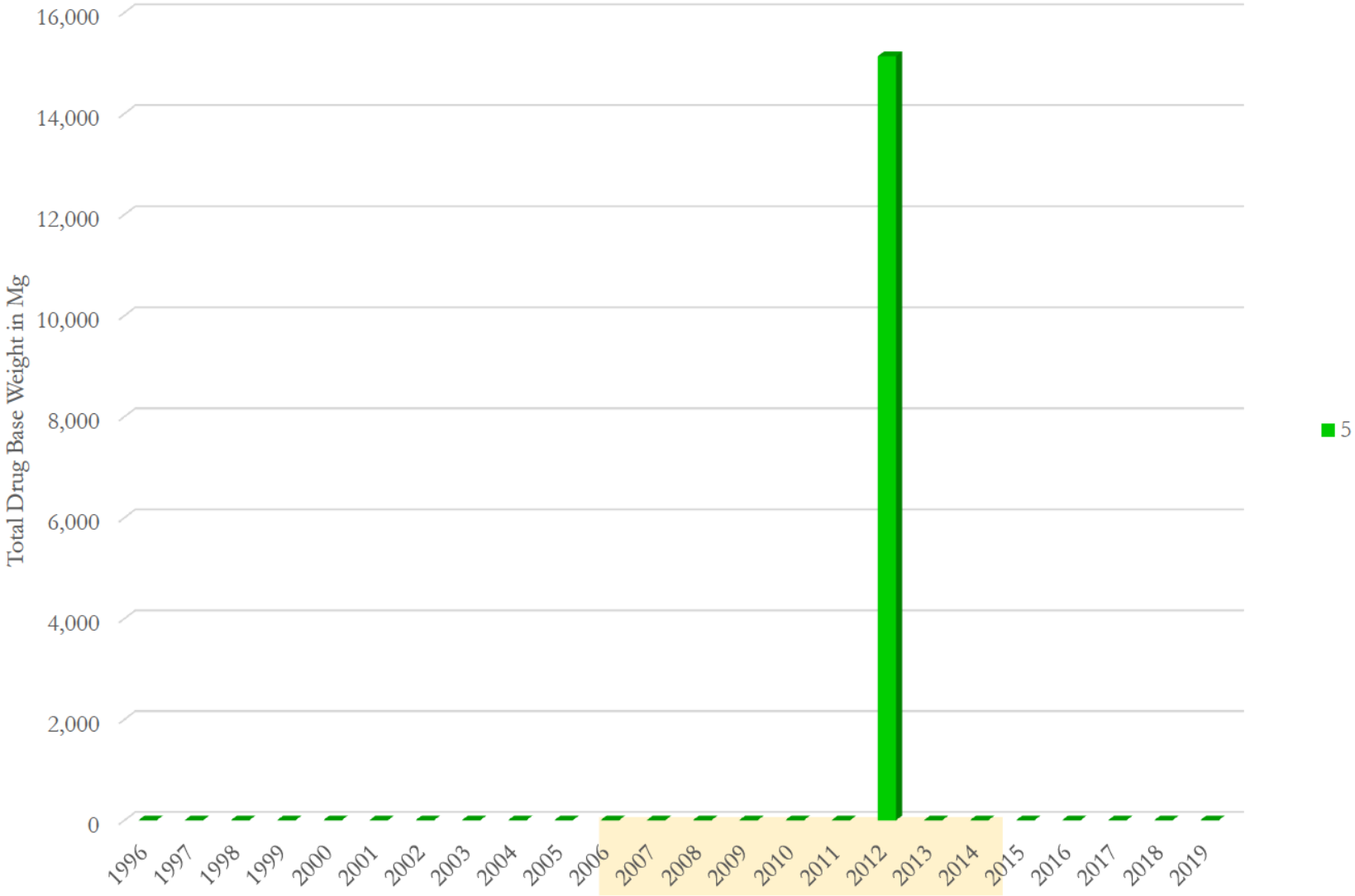

Data source: ARCOS (2006-2014) and Defendant Distribution Data (Anda 12/1996 - 1/2015)

Anda, Inc Hydrocodone Shipments to Safeway Pharmacy #1711, by Strength
(Total Dosage Units)

Strength Year\	5	Total	Avg. Str
1996	0	**0**	
1997	0	**0**	
1998	0	**0**	
1999	0	**0**	
2000	0	**0**	
2001	0	**0**	
2002	0	**0**	
2003	0	**0**	
2004	0	**0**	
2005	0	**0**	
2006	0	**0**	
2007	0	**0**	
2008	0	**0**	
2009	0	**0**	
2010	0	**0**	
2011	0	**0**	
2012	5,000	**5,000**	5.00
2013	0	**0**	
2014	0	**0**	
2015	0	**0**	
2016	0	**0**	
2017	0	**0**	
2018	0	**0**	
2019	0	**0**	
Total	**5,000**	**5,000**	5.00

Data source: ARCOS (2006-2014) and Defendant Distribution Data (Anda 12/1996 - 1/2015)

Anda, Inc Hydrocodone Shipments to Safeway Pharmacy #1711, by Strength
(Total MME)

Strength Year\	5	Total	Avg. Str
1996	0	**0**	
1997	0	**0**	
1998	0	**0**	
1999	0	**0**	
2000	0	**0**	
2001	0	**0**	
2002	0	**0**	
2003	0	**0**	
2004	0	**0**	
2005	0	**0**	
2006	0	**0**	
2007	0	**0**	
2008	0	**0**	
2009	0	**0**	
2010	0	**0**	
2011	0	**0**	
2012	15,135	**15,135**	5.00
2013	0	**0**	
2014	0	**0**	
2015	0	**0**	
2016	0	**0**	
2017	0	**0**	
2018	0	**0**	
2019	0	**0**	
Total	**15,135**	**15,135**	5.00

Data source: ARCOS (2006-2014) and Defendant Distribution Data (Anda 12/1996 - 1/2015)

Anda, Inc Hydrocodone Shipments to Safeway Pharmacy #1711, by Strength
(Total Drug Base Weight in Milligram)

Strength Year\	5	Total	Avg. Str
1996	0	**0**	
1997	0	**0**	
1998	0	**0**	
1999	0	**0**	
2000	0	**0**	
2001	0	**0**	
2002	0	**0**	
2003	0	**0**	
2004	0	**0**	
2005	0	**0**	
2006	0	**0**	
2007	0	**0**	
2008	0	**0**	
2009	0	**0**	
2010	0	**0**	
2011	0	**0**	
2012	15,135	**15,135**	5.00
2013	0	**0**	
2014	0	**0**	
2015	0	**0**	
2016	0	**0**	
2017	0	**0**	
2018	0	**0**	
2019	0	**0**	
Total	**15,135**	**15,135**	5.00

Data source: ARCOS (2006-2014) and Defendant Distribution Data (Anda 12/1996 - 1/2015)

Safeway Pharmacy #2606 (10/2004 to 12/2018)
DEA: BS8922242
298 King Street
San Francisco, CA 94107

Anda, Inc Hydrocodone Shipments to Safeway Pharmacy #2606

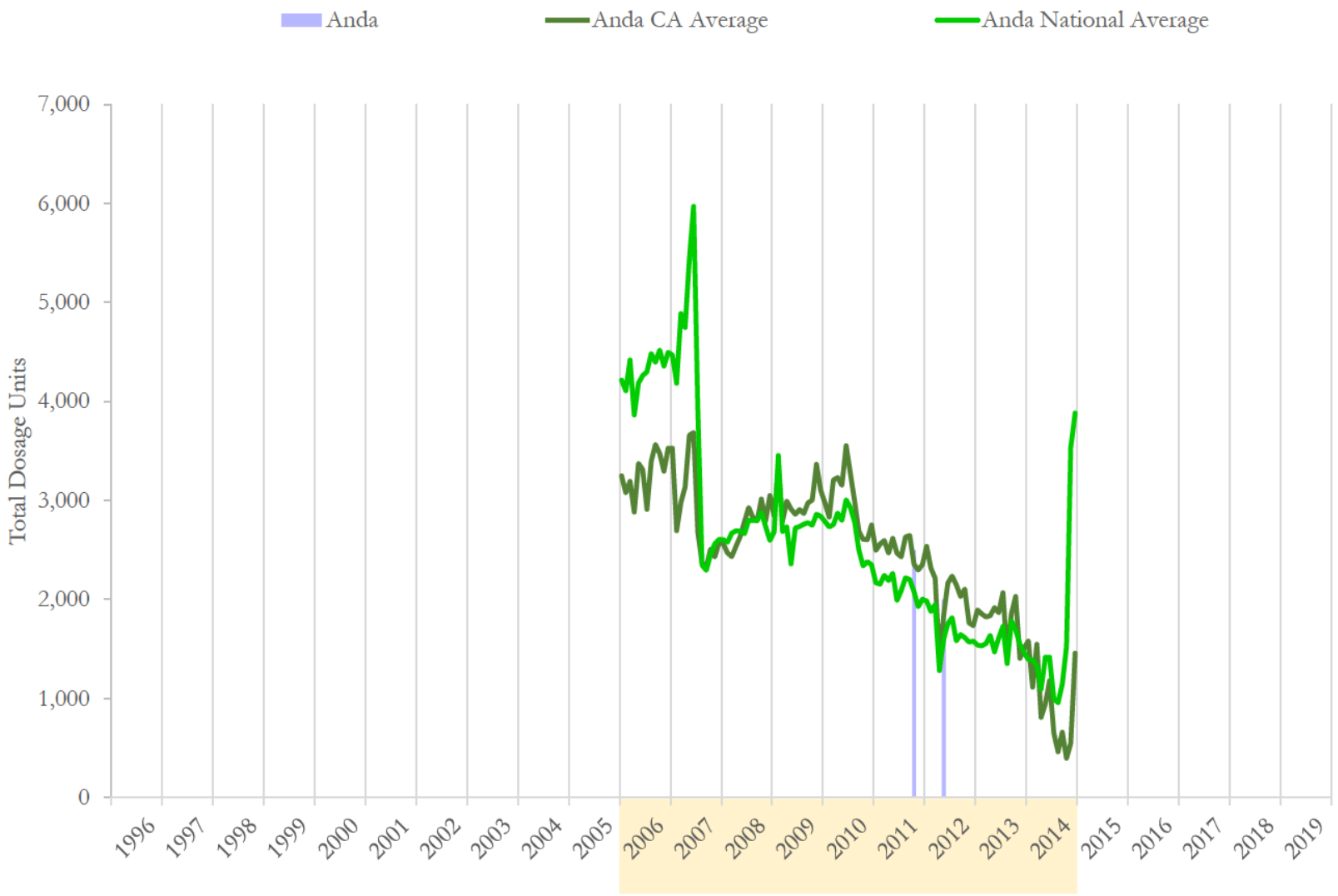

National and state averages reflect hydrocodone shipped from Anda, Inc to all active pharmacies each month.
Data source: ARCOS (2006-2014) and Defendant Distribution Data (Anda 12/1996 - 1/2015)

Safeway Pharmacy #2606 (10/2004 to 12/2018)
DEA: BS8922242
298 King Street
San Francisco, CA 94107

Anda, Inc Hydrocodone Shipments to Safeway Pharmacy #2606

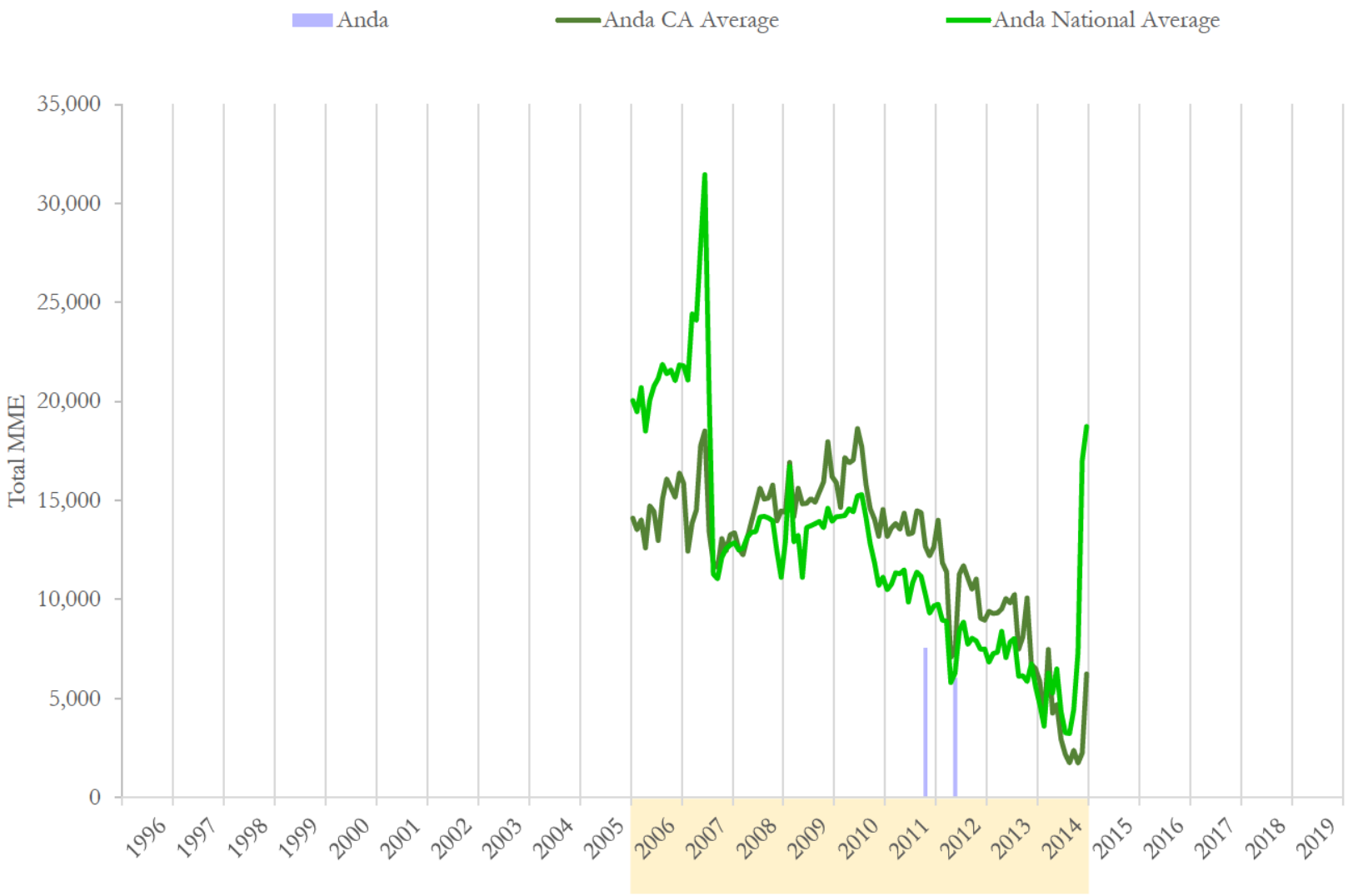

National and state averages reflect hydrocodone shipped from Anda, Inc to all active pharmacies each month.
Data source: ARCOS (2006-2014) and Defendant Distribution Data (Anda 12/1996 - 1/2015)

Safeway Pharmacy #2606 (10/2004 to 12/2018)
DEA: BS8922242
298 King Street
San Francisco, CA 94107

Anda, Inc Hydrocodone Shipments to Safeway Pharmacy #2606

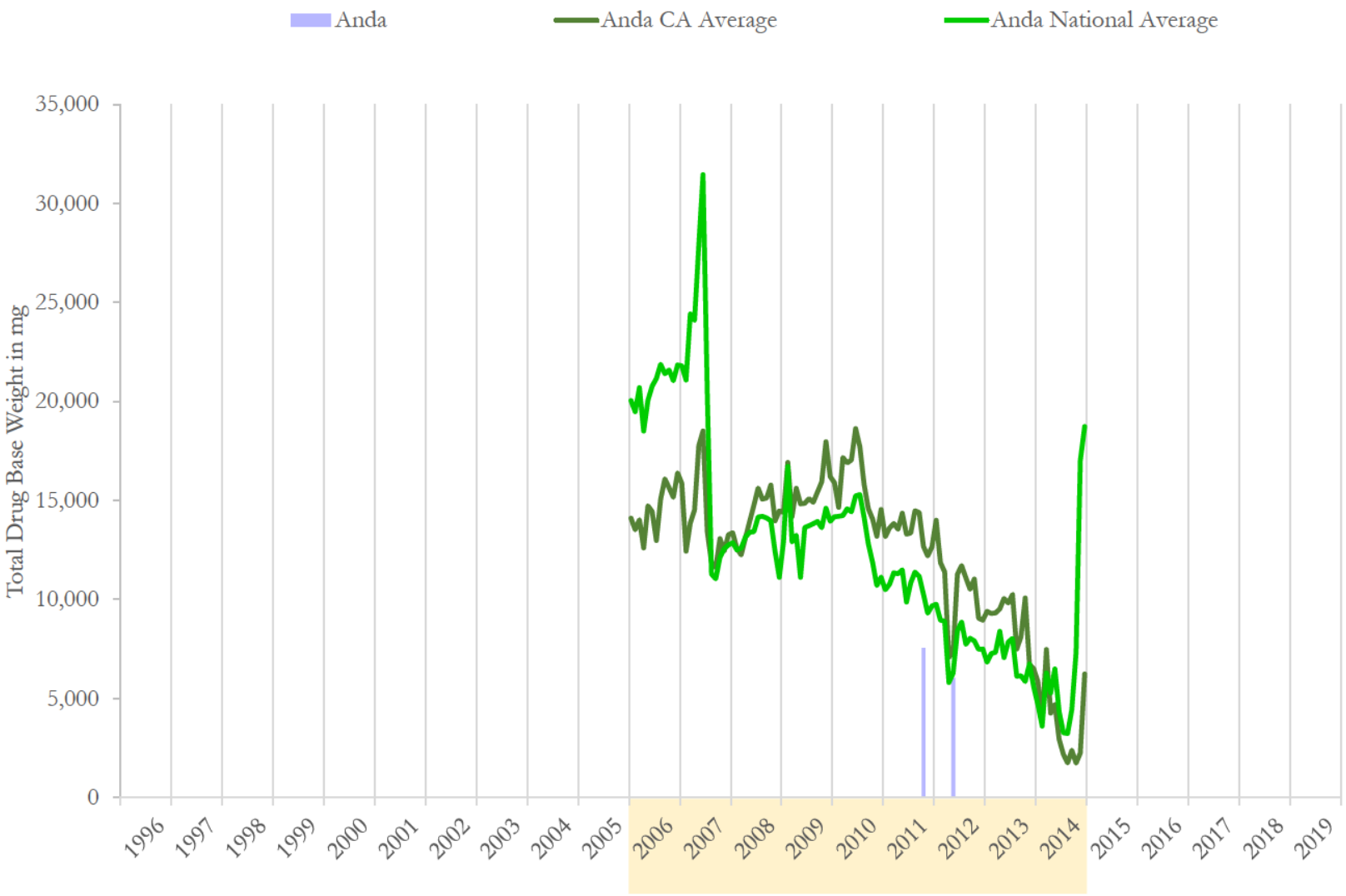

National and state averages reflect hydrocodone shipped from Anda, Inc to all active pharmacies each month.
Data source: ARCOS (2006-2014) and Defendant Distribution Data (Anda 12/1996 - 1/2015)

Safeway Pharmacy #2606 (10/2004 to 12/2018)
DEA: BS8922242
298 King Street
San Francisco, CA 94107

Anda, Inc Hydrocodone Shipments to Safeway Pharmacy #2606

	Dosage Units		MME		Drug Base Weight in mg	
Date	Anda	% Change	Anda	% Change	Anda	% Change
01/2010	0	n/a	0	n/a	0	n/a
02/2010	0	n/a	0	n/a	0	n/a
03/2010	0	n/a	0	n/a	0	n/a
04/2010	0	n/a	0	n/a	0	n/a
05/2010	0	n/a	0	n/a	0	n/a
06/2010	0	n/a	0	n/a	0	n/a
07/2010	0	n/a	0	n/a	0	n/a
08/2010	0	n/a	0	n/a	0	n/a
09/2010	0	n/a	0	n/a	0	n/a
10/2010	0	n/a	0	n/a	0	n/a
11/2010	0	n/a	0	n/a	0	n/a
12/2010	0	n/a	0	n/a	0	n/a
01/2011	0	n/a	0	n/a	0	n/a
02/2011	0	n/a	0	n/a	0	n/a
03/2011	0	n/a	0	n/a	0	n/a
04/2011	0	n/a	0	n/a	0	n/a
05/2011	0	n/a	0	n/a	0	n/a
06/2011	0	n/a	0	n/a	0	n/a
07/2011	0	n/a	0	n/a	0	n/a
08/2011	0	n/a	0	n/a	0	n/a
09/2011	0	n/a	0	n/a	0	n/a
10/2011	2,500	n/a	7,568	n/a	7,568	n/a
11/2011	0	-100.0%	0	-100.0%	0	-100.0%
12/2011	0	n/a	0	n/a	0	n/a

Data source: ARCOS (2006-2014) and Defendant Distribution Data (Anda 12/1996 - 1/2015)

Safeway Pharmacy #2606 (10/2004 to 12/2018)
DEA: BS8922242
298 King Street
San Francisco, CA 94107

Anda, Inc Hydrocodone Shipments to Safeway Pharmacy #2606

	Dosage Units		MME		Drug Base Weight in mg	
Date	Anda	% Change	Anda	% Change	Anda	% Change
01/2012	0	n/a	0	n/a	0	n/a
02/2012	0	n/a	0	n/a	0	n/a
03/2012	0	n/a	0	n/a	0	n/a
04/2012	0	n/a	0	n/a	0	n/a
05/2012	2,000	n/a	6,054	n/a	6,054	n/a
06/2012	0	-100.0%	0	-100.0%	0	-100.0%
07/2012	0	n/a	0	n/a	0	n/a
08/2012	0	n/a	0	n/a	0	n/a
09/2012	0	n/a	0	n/a	0	n/a
10/2012	0	n/a	0	n/a	0	n/a
11/2012	0	n/a	0	n/a	0	n/a
12/2012	0	n/a	0	n/a	0	n/a
01/2013	0	n/a	0	n/a	0	n/a
02/2013	0	n/a	0	n/a	0	n/a
03/2013	0	n/a	0	n/a	0	n/a
04/2013	0	n/a	0	n/a	0	n/a
05/2013	0	n/a	0	n/a	0	n/a
06/2013	0	n/a	0	n/a	0	n/a
07/2013	0	n/a	0	n/a	0	n/a
08/2013	0	n/a	0	n/a	0	n/a
09/2013	0	n/a	0	n/a	0	n/a
10/2013	0	n/a	0	n/a	0	n/a
11/2013	0	n/a	0	n/a	0	n/a
12/2013	0	n/a	0	n/a	0	n/a

Data source: ARCOS (2006-2014) and Defendant Distribution Data (Anda 12/1996 - 1/2015)

Safeway Pharmacy #2606 (10/2004 to 12/2018)
DEA: BS8922242
298 King Street
San Francisco, CA 94107

Anda, Inc Hydrocodone Shipments to Safeway Pharmacy #2606

	Dosage Units		MME		Drug Base Weight in mg	
Date	Anda	% Change	Anda	% Change	Anda	% Change
1996	0		0		0	
1997	0	n/a	0	n/a	0	n/a
1998	0	n/a	0	n/a	0	n/a
1999	0	n/a	0	n/a	0	n/a
2000	0	n/a	0	n/a	0	n/a
2001	0	n/a	0	n/a	0	n/a
2002	0	n/a	0	n/a	0	n/a
2003	0	n/a	0	n/a	0	n/a
2004	0	n/a	0	n/a	0	n/a
2005	0	n/a	0	n/a	0	n/a
2006	0	n/a	0	n/a	0	n/a
2007	0	n/a	0	n/a	0	n/a
2008	0	n/a	0	n/a	0	n/a
2009	0	n/a	0	n/a	0	n/a
2010	0	n/a	0	n/a	0	n/a
2011	2,500	n/a	7,568	n/a	7,568	n/a
2012	2,000	-20.0%	6,054	-20.0%	6,054	-20.0%
2013	0	-100.0%	0	-100.0%	0	-100.0%
2014	0	n/a	0	n/a	0	n/a
2015	0	n/a	0	n/a	0	n/a
2016	0	n/a	0	n/a	0	n/a
2017	0	n/a	0	n/a	0	n/a
2018	0	n/a	0	n/a	0	n/a
2019	0	n/a	0	n/a	0	n/a
Total	**4,500**		**13,622**		**13,622**	

Data source: ARCOS (2006-2014) and Defendant Distribution Data (Anda 12/1996 - 1/2015)

Safeway Pharmacy #2606 (10/2004 to 12/2018)
DEA: BS8922242
298 King Street
San Francisco, CA 94107

Anda, Inc Hydrocodone Shipments to Safeway Pharmacy #2606, by Strength

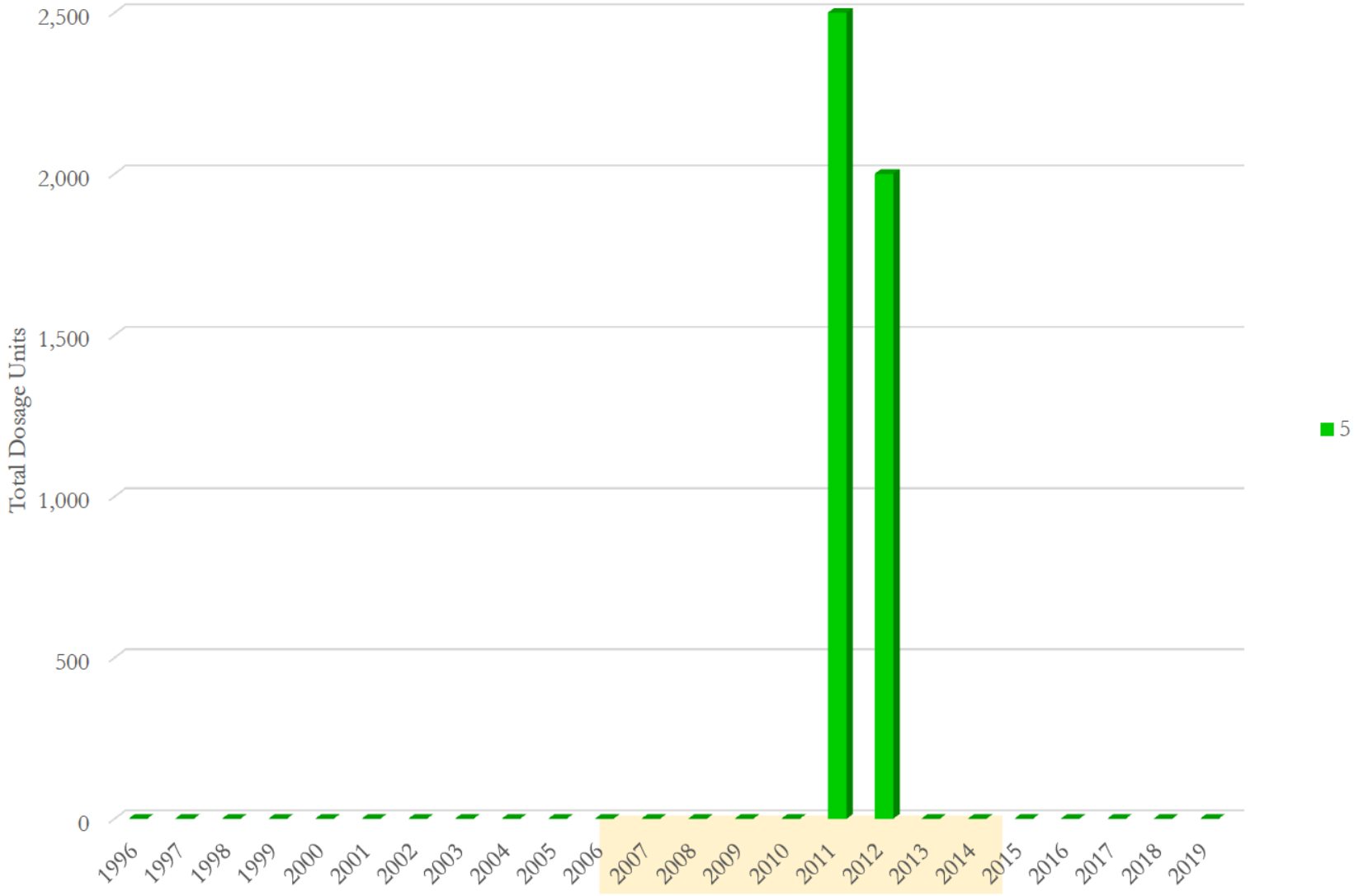

Data source: ARCOS (2006-2014) and Defendant Distribution Data (Anda 12/1996 - 1/2015)

Safeway Pharmacy #2606 (10/2004 to 12/2018)
DEA: BS8922242
298 King Street
San Francisco, CA 94107

Anda, Inc Hydrocodone Shipments to Safeway Pharmacy #2606, by Strength

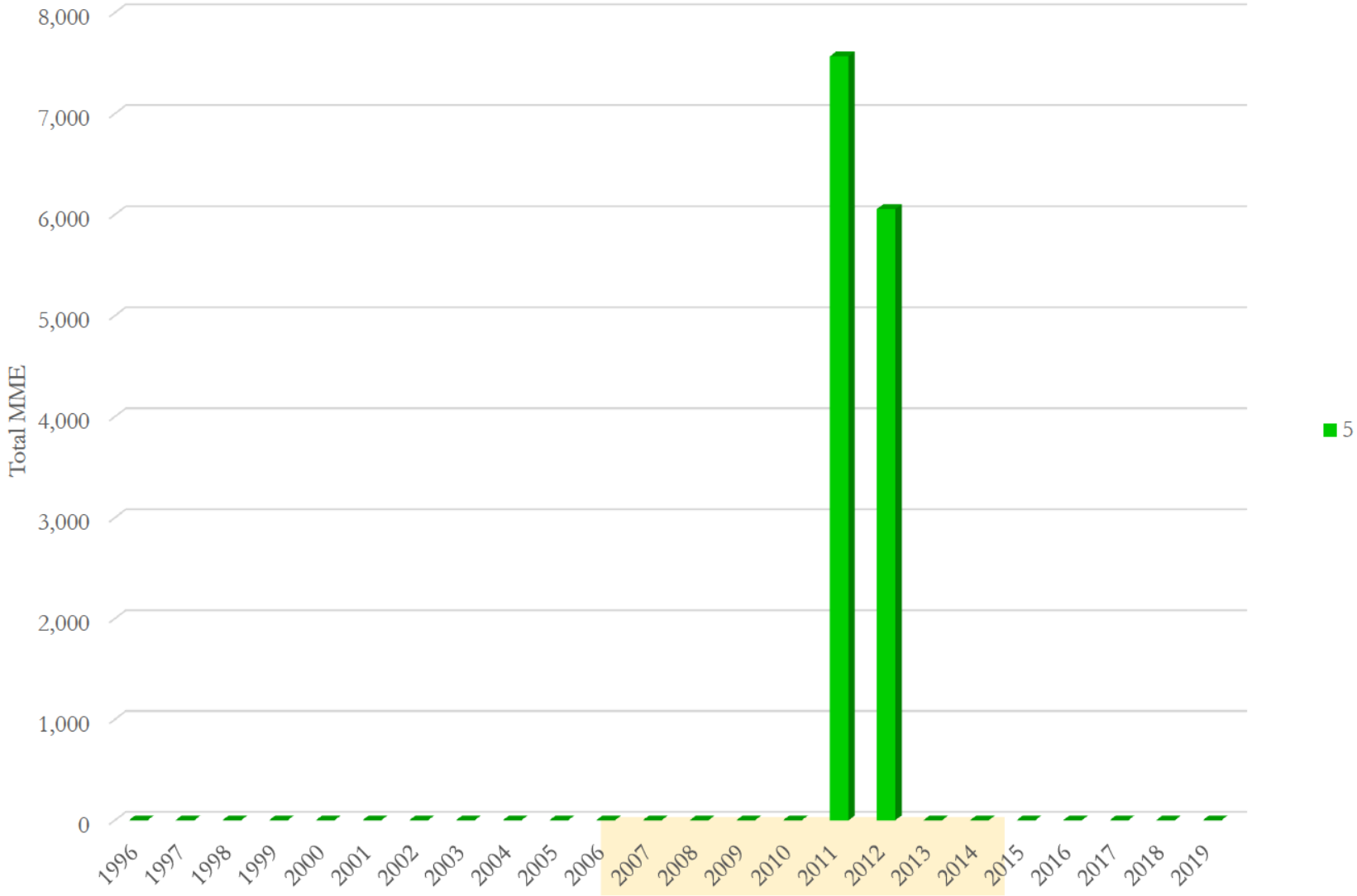

Data source: ARCOS (2006-2014) and Defendant Distribution Data (Anda 12/1996 - 1/2015)

Safeway Pharmacy #2606 (10/2004 to 12/2018)
DEA: BS8922242
298 King Street
San Francisco, CA 94107

Anda, Inc Hydrocodone Shipments to Safeway Pharmacy #2606, by Strength

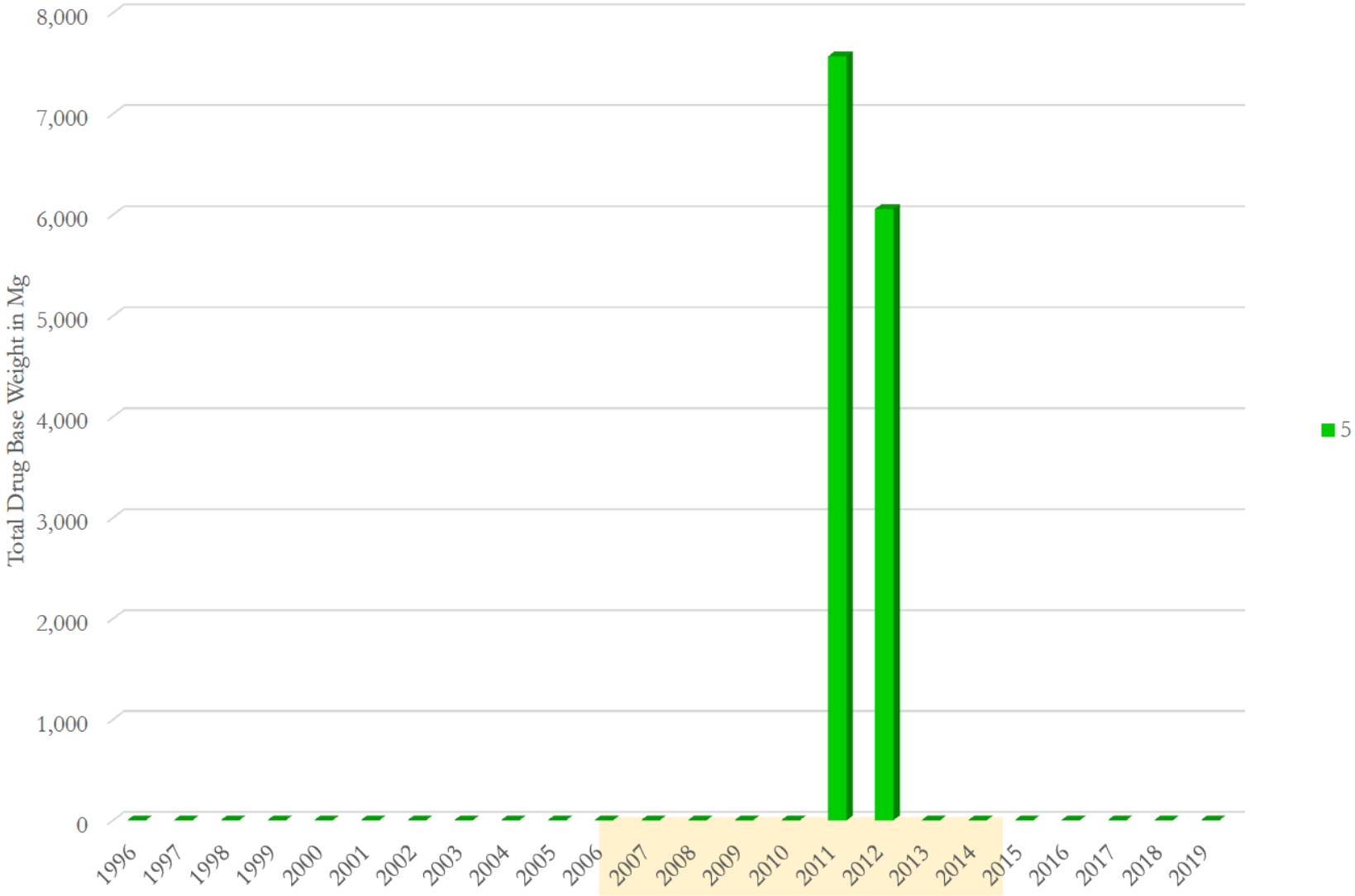

Data source: ARCOS (2006-2014) and Defendant Distribution Data (Anda 12/1996 - 1/2015)

Anda, Inc Hydrocodone Shipments to Safeway Pharmacy #2606, by Strength
(Total Dosage Units)

Strength Year\	5	Total	Avg. Str
1996	0	**0**	
1997	0	**0**	
1998	0	**0**	
1999	0	**0**	
2000	0	**0**	
2001	0	**0**	
2002	0	**0**	
2003	0	**0**	
2004	0	**0**	
2005	0	**0**	
2006	0	**0**	
2007	0	**0**	
2008	0	**0**	
2009	0	**0**	
2010	0	**0**	
2011	2,500	**2,500**	5.00
2012	2,000	**2,000**	5.00
2013	0	**0**	
2014	0	**0**	
2015	0	**0**	
2016	0	**0**	
2017	0	**0**	
2018	0	**0**	
2019	0	**0**	
Total	**4,500**	**4,500**	5.00

Data source: ARCOS (2006-2014) and Defendant Distribution Data (Anda 12/1996 - 1/2015)

Anda, Inc Hydrocodone Shipments to Safeway Pharmacy #2606, by Strength
(Total MME)

Strength Year\	5	Total	Avg. Str
1996	0	**0**	
1997	0	**0**	
1998	0	**0**	
1999	0	**0**	
2000	0	**0**	
2001	0	**0**	
2002	0	**0**	
2003	0	**0**	
2004	0	**0**	
2005	0	**0**	
2006	0	**0**	
2007	0	**0**	
2008	0	**0**	
2009	0	**0**	
2010	0	**0**	
2011	7,568	**7,568**	5.00
2012	6,054	**6,054**	5.00
2013	0	**0**	
2014	0	**0**	
2015	0	**0**	
2016	0	**0**	
2017	0	**0**	
2018	0	**0**	
2019	0	**0**	
Total	**13,622**	**13,622**	5.00

Data source: ARCOS (2006-2014) and Defendant Distribution Data (Anda 12/1996 - 1/2015)

Anda, Inc Hydrocodone Shipments to Safeway Pharmacy #2606, by Strength
(Total Drug Base Weight in Milligram)

Strength Year\	5	Total	Avg. Str
1996	0	**0**	
1997	0	**0**	
1998	0	**0**	
1999	0	**0**	
2000	0	**0**	
2001	0	**0**	
2002	0	**0**	
2003	0	**0**	
2004	0	**0**	
2005	0	**0**	
2006	0	**0**	
2007	0	**0**	
2008	0	**0**	
2009	0	**0**	
2010	0	**0**	
2011	7,568	**7,568**	5.00
2012	6,054	**6,054**	5.00
2013	0	**0**	
2014	0	**0**	
2015	0	**0**	
2016	0	**0**	
2017	0	**0**	
2018	0	**0**	
2019	0	**0**	
Total	**13,622**	**13,622**	5.00

Data source: ARCOS (2006-2014) and Defendant Distribution Data (Anda 12/1996 - 1/2015)

Safeway Pharmacy #0995 (10/2004 to 12/2018)
DEA: BS0845098
1335 Webster Street
San Francisco, CA 94115

Anda, Inc Hydrocodone Shipments to Safeway Pharmacy #0995

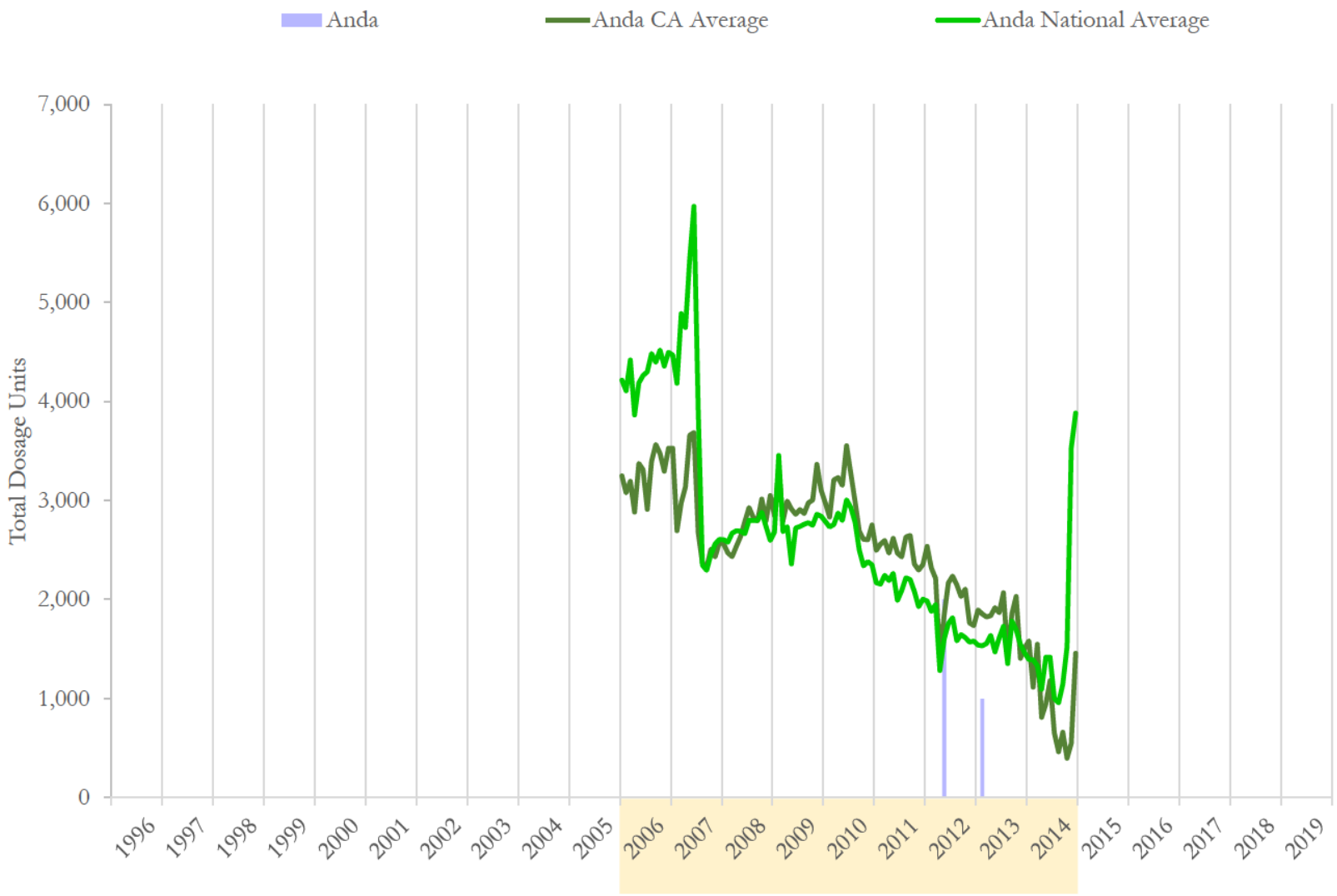

National and state averages reflect hydrocodone shipped from Anda, Inc to all active pharmacies each month.
Data source: ARCOS (2006-2014) and Defendant Distribution Data (Anda 12/1996 - 1/2015)

Safeway Pharmacy #0995 (10/2004 to 12/2018)
DEA: BS0845098
1335 Webster Street
San Francisco, CA 94115

Anda, Inc Hydrocodone Shipments to Safeway Pharmacy #0995

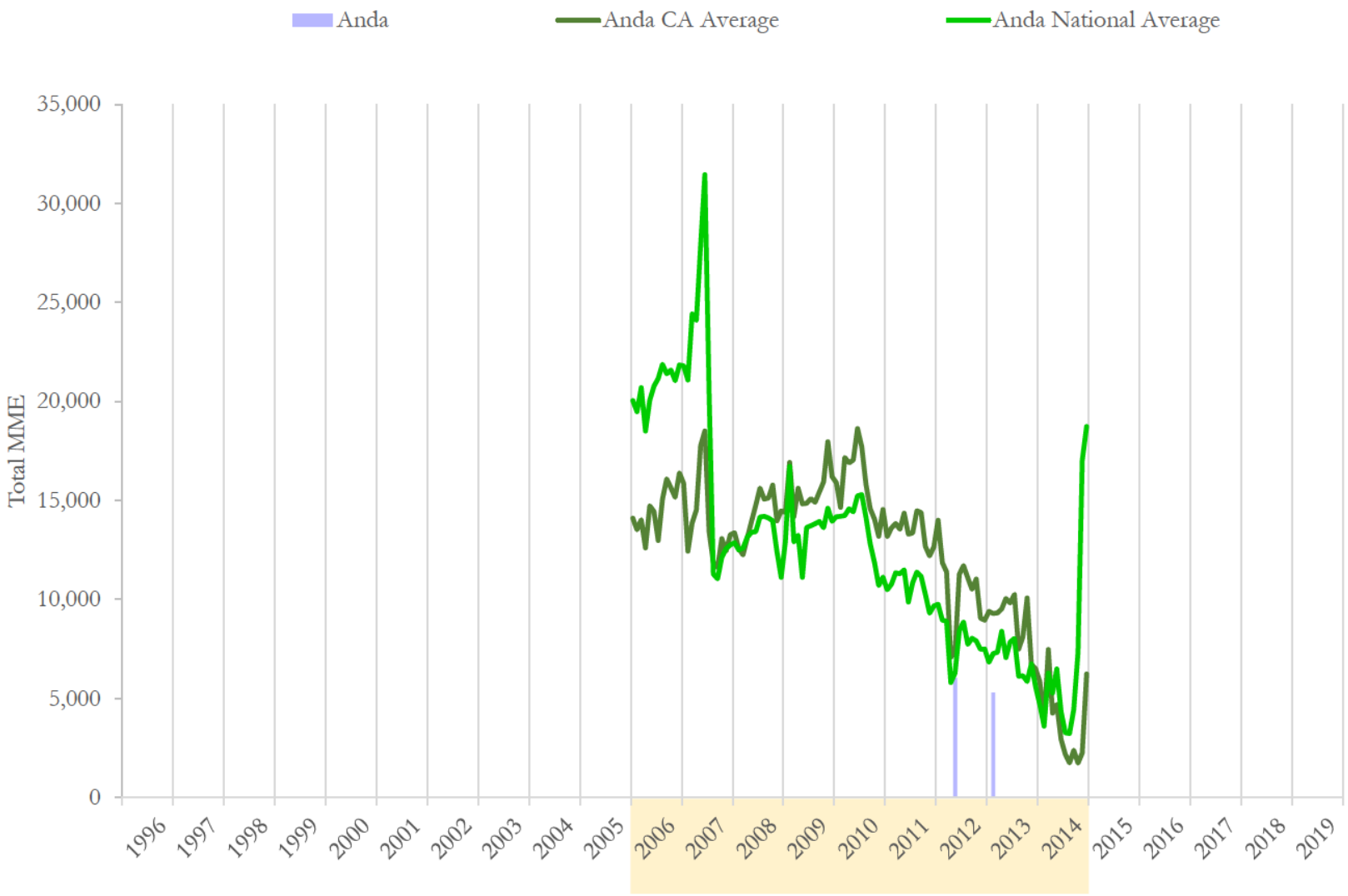

National and state averages reflect hydrocodone shipped from Anda, Inc to all active pharmacies each month.
Data source: ARCOS (2006-2014) and Defendant Distribution Data (Anda 12/1996 - 1/2015)

Safeway Pharmacy #0995 (10/2004 to 12/2018)
DEA: BS0845098
1335 Webster Street
San Francisco, CA 94115

Anda, Inc Hydrocodone Shipments to Safeway Pharmacy #0995

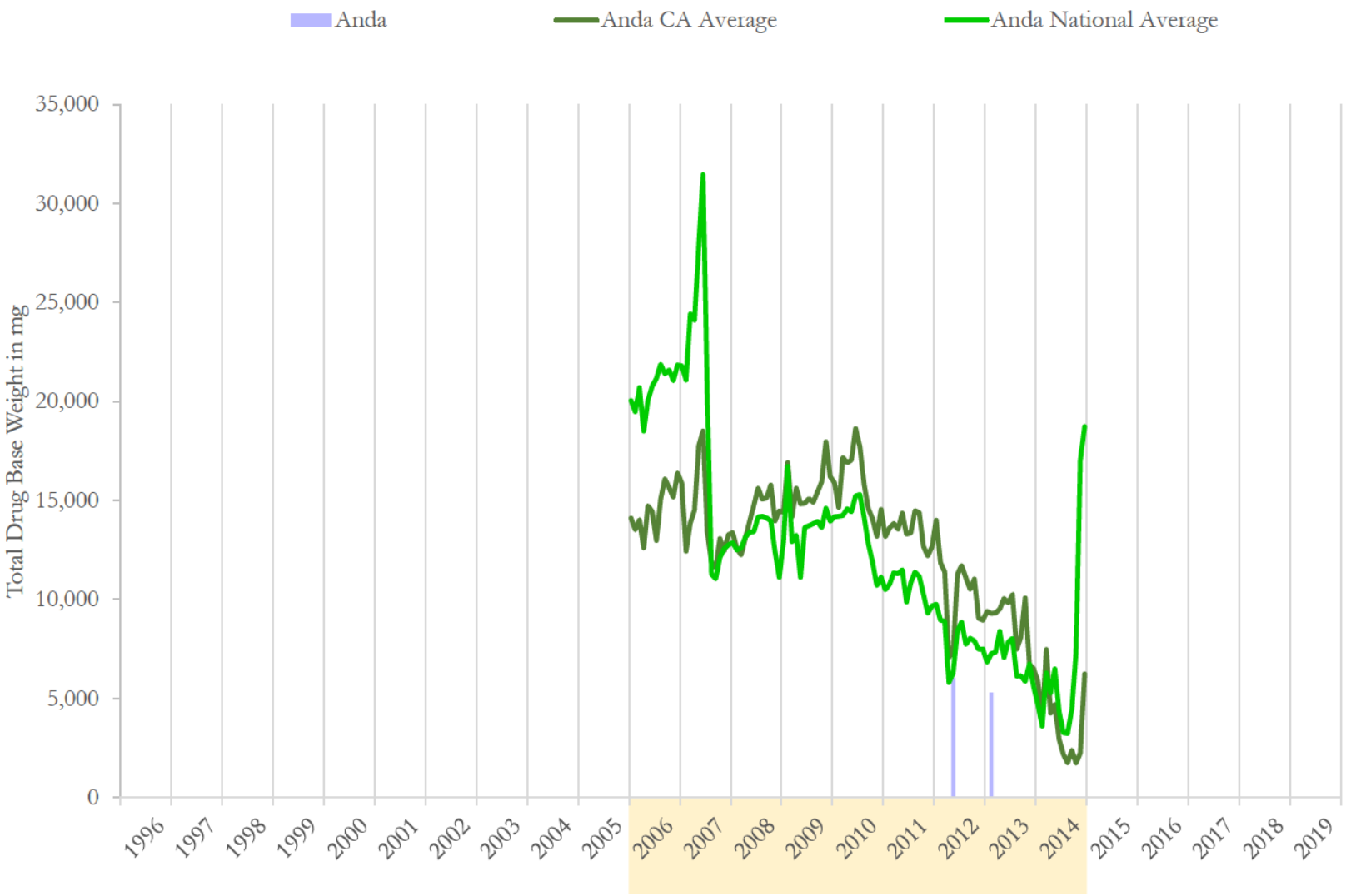

National and state averages reflect hydrocodone shipped from Anda, Inc to all active pharmacies each month.
Data source: ARCOS (2006-2014) and Defendant Distribution Data (Anda 12/1996 - 1/2015)

Safeway Pharmacy #0995 (10/2004 to 12/2018)
DEA: BS0845098
1335 Webster Street
San Francisco, CA 94115

Anda, Inc Hydrocodone Shipments to Safeway Pharmacy #0995

	Dosage Units		MME		Drug Base Weight in mg	
Date	Anda	% Change	Anda	% Change	Anda	% Change
01/2012	0	n/a	0	n/a	0	n/a
02/2012	0	n/a	0	n/a	0	n/a
03/2012	0	n/a	0	n/a	0	n/a
04/2012	0	n/a	0	n/a	0	n/a
05/2012	2,000	n/a	6,054	n/a	6,054	n/a
06/2012	0	-100.0%	0	-100.0%	0	-100.0%
07/2012	0	n/a	0	n/a	0	n/a
08/2012	0	n/a	0	n/a	0	n/a
09/2012	0	n/a	0	n/a	0	n/a
10/2012	0	n/a	0	n/a	0	n/a
11/2012	0	n/a	0	n/a	0	n/a
12/2012	0	n/a	0	n/a	0	n/a
01/2013	0	n/a	0	n/a	0	n/a
02/2013	1,000	n/a	5,297	n/a	5,297	n/a
03/2013	0	-100.0%	0	-100.0%	0	-100.0%
04/2013	0	n/a	0	n/a	0	n/a
05/2013	0	n/a	0	n/a	0	n/a
06/2013	0	n/a	0	n/a	0	n/a
07/2013	0	n/a	0	n/a	0	n/a
08/2013	0	n/a	0	n/a	0	n/a
09/2013	0	n/a	0	n/a	0	n/a
10/2013	0	n/a	0	n/a	0	n/a
11/2013	0	n/a	0	n/a	0	n/a
12/2013	0	n/a	0	n/a	0	n/a

Data source: ARCOS (2006-2014) and Defendant Distribution Data (Anda 12/1996 - 1/2015)

Safeway Pharmacy #0995 (10/2004 to 12/2018)
DEA: BS0845098
1335 Webster Street
San Francisco, CA 94115

Anda, Inc Hydrocodone Shipments to Safeway Pharmacy #0995

	Dosage Units		MME		Drug Base Weight in mg	
Date	**Anda**	**% Change**	**Anda**	**% Change**	**Anda**	**% Change**
1996	0		0		0	
1997	0	n/a	0	n/a	0	n/a
1998	0	n/a	0	n/a	0	n/a
1999	0	n/a	0	n/a	0	n/a
2000	0	n/a	0	n/a	0	n/a
2001	0	n/a	0	n/a	0	n/a
2002	0	n/a	0	n/a	0	n/a
2003	0	n/a	0	n/a	0	n/a
2004	0	n/a	0	n/a	0	n/a
2005	0	n/a	0	n/a	0	n/a
2006	0	n/a	0	n/a	0	n/a
2007	0	n/a	0	n/a	0	n/a
2008	0	n/a	0	n/a	0	n/a
2009	0	n/a	0	n/a	0	n/a
2010	0	n/a	0	n/a	0	n/a
2011	0	n/a	0	n/a	0	n/a
2012	2,000	n/a	6,054	n/a	6,054	n/a
2013	1,000	-50.0%	5,297	-12.5%	5,297	-12.5%
2014	0	-100.0%	0	-100.0%	0	-100.0%
2015	0	n/a	0	n/a	0	n/a
2016	0	n/a	0	n/a	0	n/a
2017	0	n/a	0	n/a	0	n/a
2018	0	n/a	0	n/a	0	n/a
2019	0	n/a	0	n/a	0	n/a
Total	**3,000**		**11,351**		**11,351**	

Data source: ARCOS (2006-2014) and Defendant Distribution Data (Anda 12/1996 - 1/2015)

Safeway Pharmacy #0995 (10/2004 to 12/2018)
DEA: BS0845098
1335 Webster Street
San Francisco, CA 94115

Anda, Inc Hydrocodone Shipments to Safeway Pharmacy #0995, by Strength

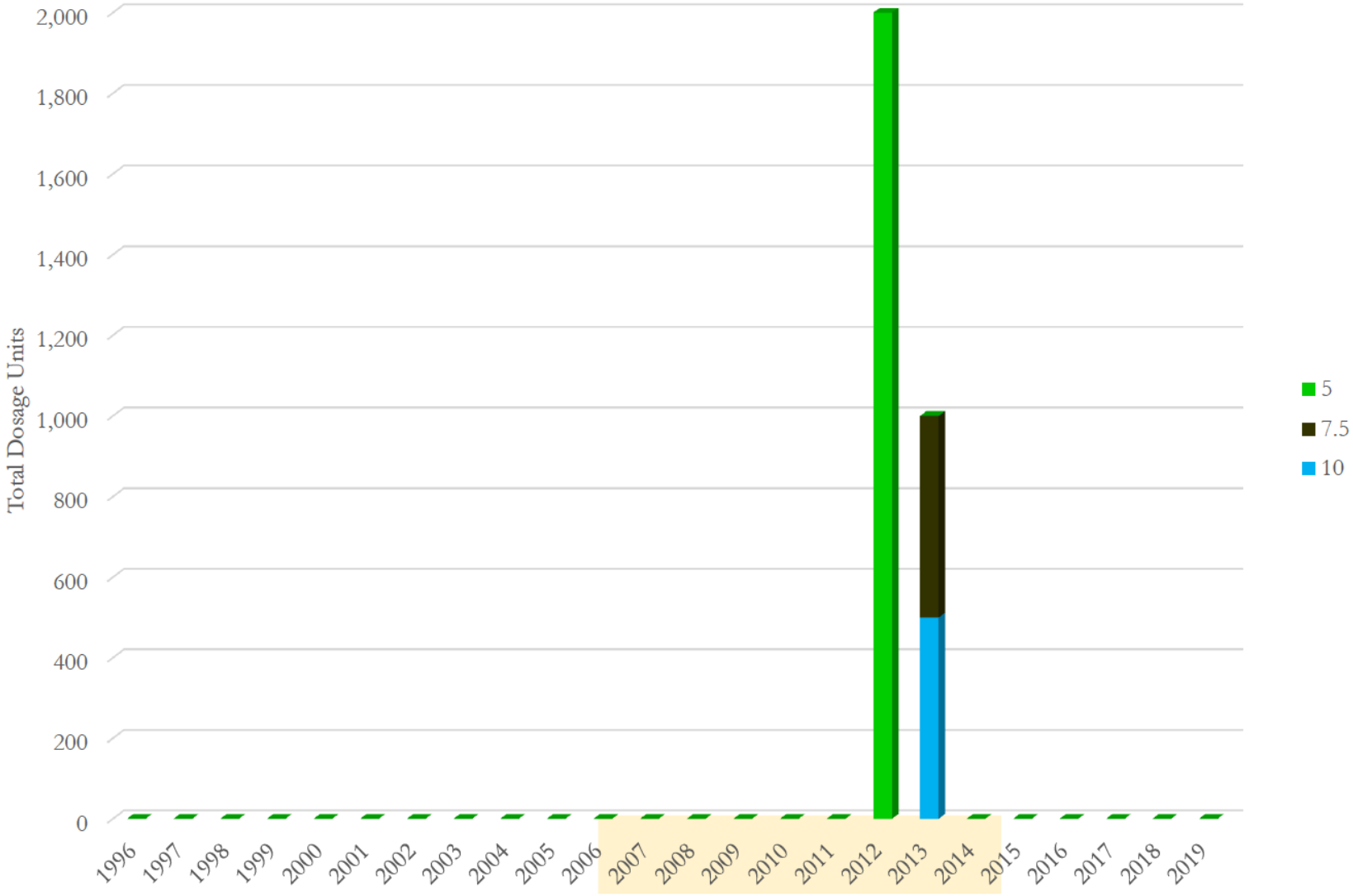

Data source: ARCOS (2006-2014) and Defendant Distribution Data (Anda 12/1996 - 1/2015)

Safeway Pharmacy #0995 (10/2004 to 12/2018)
DEA: BS0845098
1335 Webster Street
San Francisco, CA 94115

Anda, Inc Hydrocodone Shipments to Safeway Pharmacy #0995, by Strength

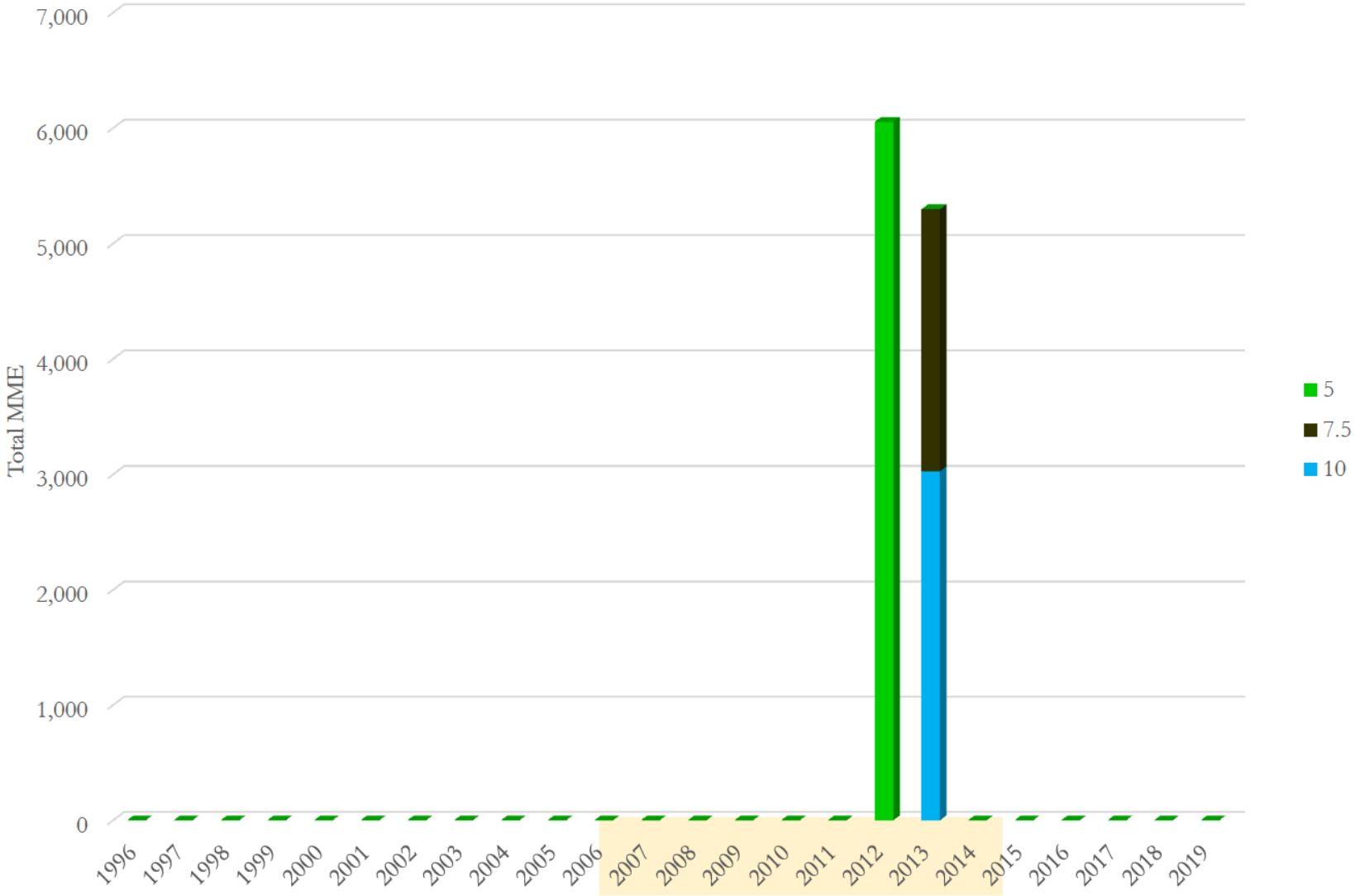

Data source: ARCOS (2006-2014) and Defendant Distribution Data (Anda 12/1996 - 1/2015)

Safeway Pharmacy #0995 (10/2004 to 12/2018)
DEA: BS0845098
1335 Webster Street
San Francisco, CA 94115

Anda, Inc Hydrocodone Shipments to Safeway Pharmacy #0995, by Strength

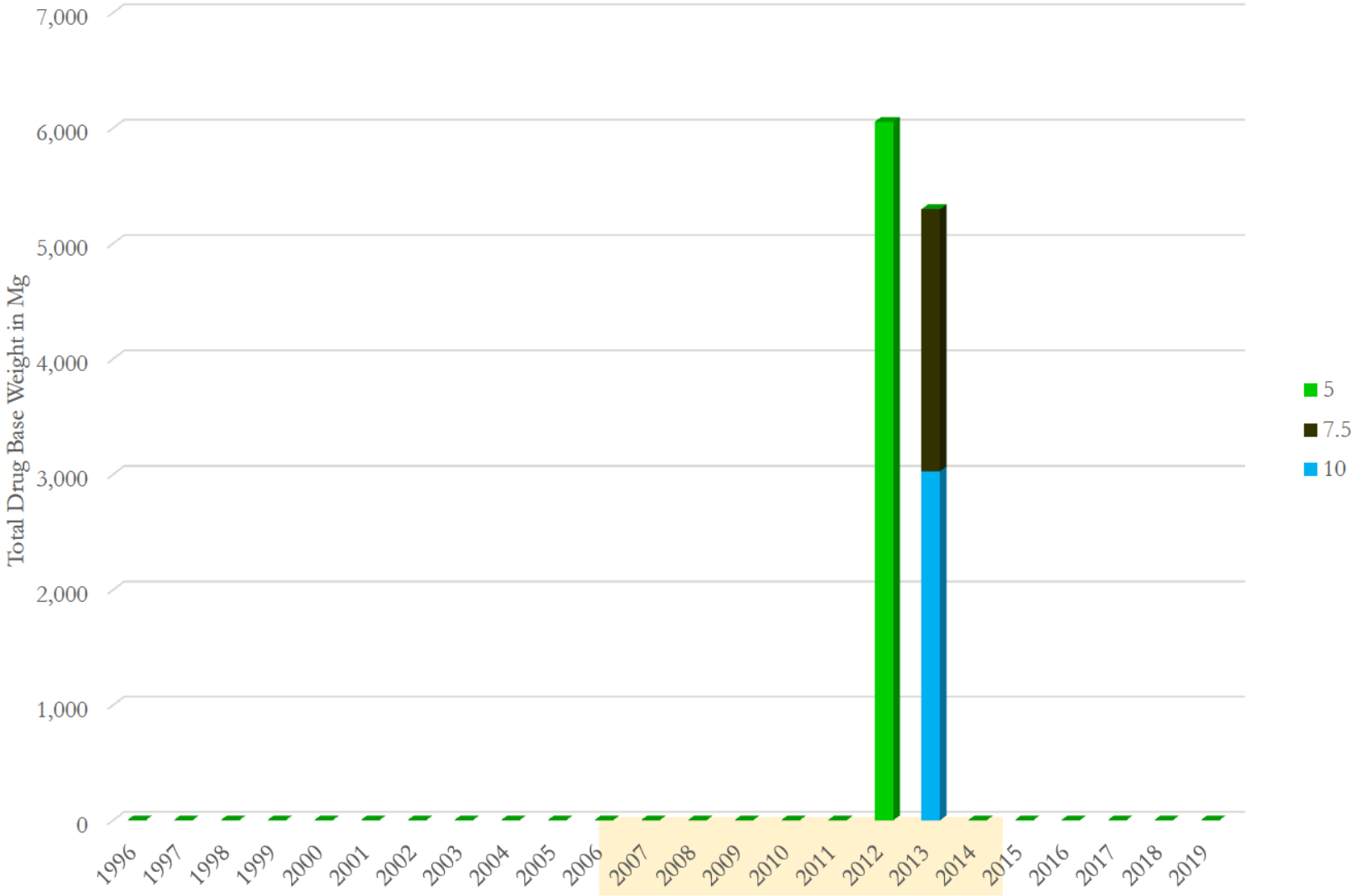

Data source: ARCOS (2006-2014) and Defendant Distribution Data (Anda 12/1996 - 1/2015)

Safeway Pharmacy #0995 (10/2004 to 12/2018)
DEA: BS0845098
1335 Webster Street
San Francisco, CA 94115

Anda, Inc Hydrocodone Shipments to Safeway Pharmacy #0995, by Strength
(Total Dosage Units)

Strength Year\	10	7.5	5	Total	Avg. Str
1996	0	0	0	**0**	
1997	0	0	0	**0**	
1998	0	0	0	**0**	
1999	0	0	0	**0**	
2000	0	0	0	**0**	
2001	0	0	0	**0**	
2002	0	0	0	**0**	
2003	0	0	0	**0**	
2004	0	0	0	**0**	
2005	0	0	0	**0**	
2006	0	0	0	**0**	
2007	0	0	0	**0**	
2008	0	0	0	**0**	
2009	0	0	0	**0**	
2010	0	0	0	**0**	
2011	0	0	0	**0**	
2012	0	0	2,000	**2,000**	5.00
2013	500	500	0	**1,000**	8.75
2014	0	0	0	**0**	
2015	0	0	0	**0**	
2016	0	0	0	**0**	
2017	0	0	0	**0**	
2018	0	0	0	**0**	
2019	0	0	0	**0**	
Total	**500**	**500**	**2,000**	**3,000**	6.25

Data source: ARCOS (2006-2014) and Defendant Distribution Data (Anda 12/1996 - 1/2015)

Safeway Pharmacy #0995 (10/2004 to 12/2018)
DEA: BS0845098
1335 Webster Street
San Francisco, CA 94115

Anda, Inc Hydrocodone Shipments to Safeway Pharmacy #0995, by Strength (Total MME)

Strength / Year\	10	7.5	5	Total	Avg. Str
1996	0	0	0	**0**	
1997	0	0	0	**0**	
1998	0	0	0	**0**	
1999	0	0	0	**0**	
2000	0	0	0	**0**	
2001	0	0	0	**0**	
2002	0	0	0	**0**	
2003	0	0	0	**0**	
2004	0	0	0	**0**	
2005	0	0	0	**0**	
2006	0	0	0	**0**	
2007	0	0	0	**0**	
2008	0	0	0	**0**	
2009	0	0	0	**0**	
2010	0	0	0	**0**	
2011	0	0	0	**0**	
2012	0	0	6,054	**6,054**	5.00
2013	3,027	2,270	0	**5,297**	8.75
2014	0	0	0	**0**	
2015	0	0	0	**0**	
2016	0	0	0	**0**	
2017	0	0	0	**0**	
2018	0	0	0	**0**	
2019	0	0	0	**0**	
Total	**3,027**	**2,270**	**6,054**	**11,351**	6.25

Data source: ARCOS (2006-2014) and Defendant Distribution Data (Anda 12/1996 - 1/2015)

Safeway Pharmacy #0995 (10/2004 to 12/2018)
DEA: BS0845098
1335 Webster Street
San Francisco, CA 94115

Anda, Inc Hydrocodone Shipments to Safeway Pharmacy #0995, by Strength
(Total Drug Base Weight in Milligram)

Strength Year\	10	7.5	5	Total	Avg. Str
1996	0	0	0	**0**	
1997	0	0	0	**0**	
1998	0	0	0	**0**	
1999	0	0	0	**0**	
2000	0	0	0	**0**	
2001	0	0	0	**0**	
2002	0	0	0	**0**	
2003	0	0	0	**0**	
2004	0	0	0	**0**	
2005	0	0	0	**0**	
2006	0	0	0	**0**	
2007	0	0	0	**0**	
2008	0	0	0	**0**	
2009	0	0	0	**0**	
2010	0	0	0	**0**	
2011	0	0	0	**0**	
2012	0	0	6,054	**6,054**	5.00
2013	3,027	2,270	0	**5,297**	8.75
2014	0	0	0	**0**	
2015	0	0	0	**0**	
2016	0	0	0	**0**	
2017	0	0	0	**0**	
2018	0	0	0	**0**	
2019	0	0	0	**0**	
Total	**3,027**	**2,270**	**6,054**	**11,351**	6.25

Data source: ARCOS (2006-2014) and Defendant Distribution Data (Anda 12/1996 - 1/2015)

Safeway Pharmacy #2646 (12/2007 to 12/2018)
DEA: FS0607979
735 7th Avenue
San Francisco, CA 94118

Anda, Inc Hydrocodone Shipments to Safeway Pharmacy #2646

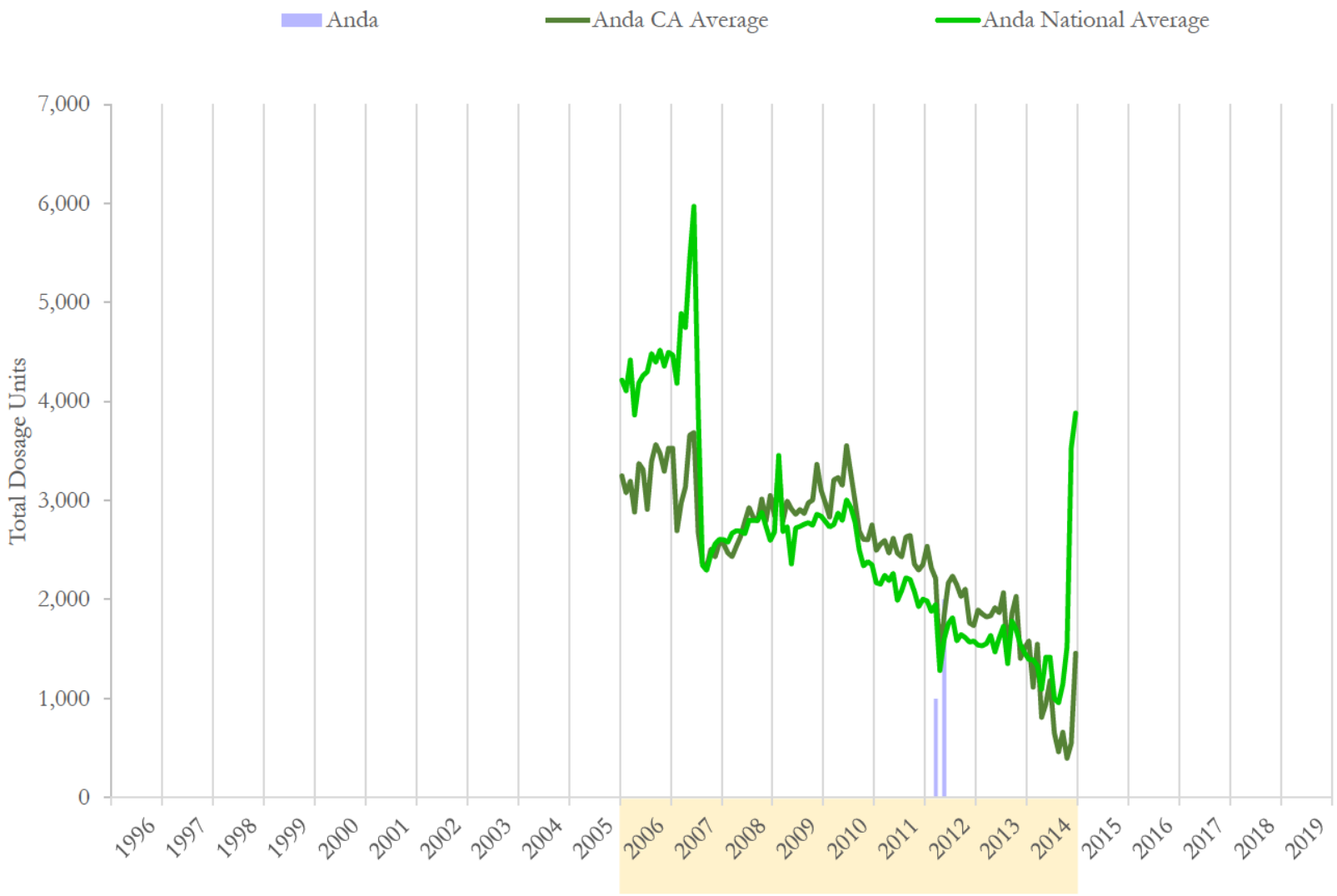

National and state averages reflect hydrocodone shipped from Anda, Inc to all active pharmacies each month.
Data source: ARCOS (2006-2014) and Defendant Distribution Data (Anda 12/1996 - 1/2015)

Safeway Pharmacy #2646 (12/2007 to 12/2018)
DEA: FS0607979
735 7th Avenue
San Francisco, CA 94118

Anda, Inc Hydrocodone Shipments to Safeway Pharmacy #2646

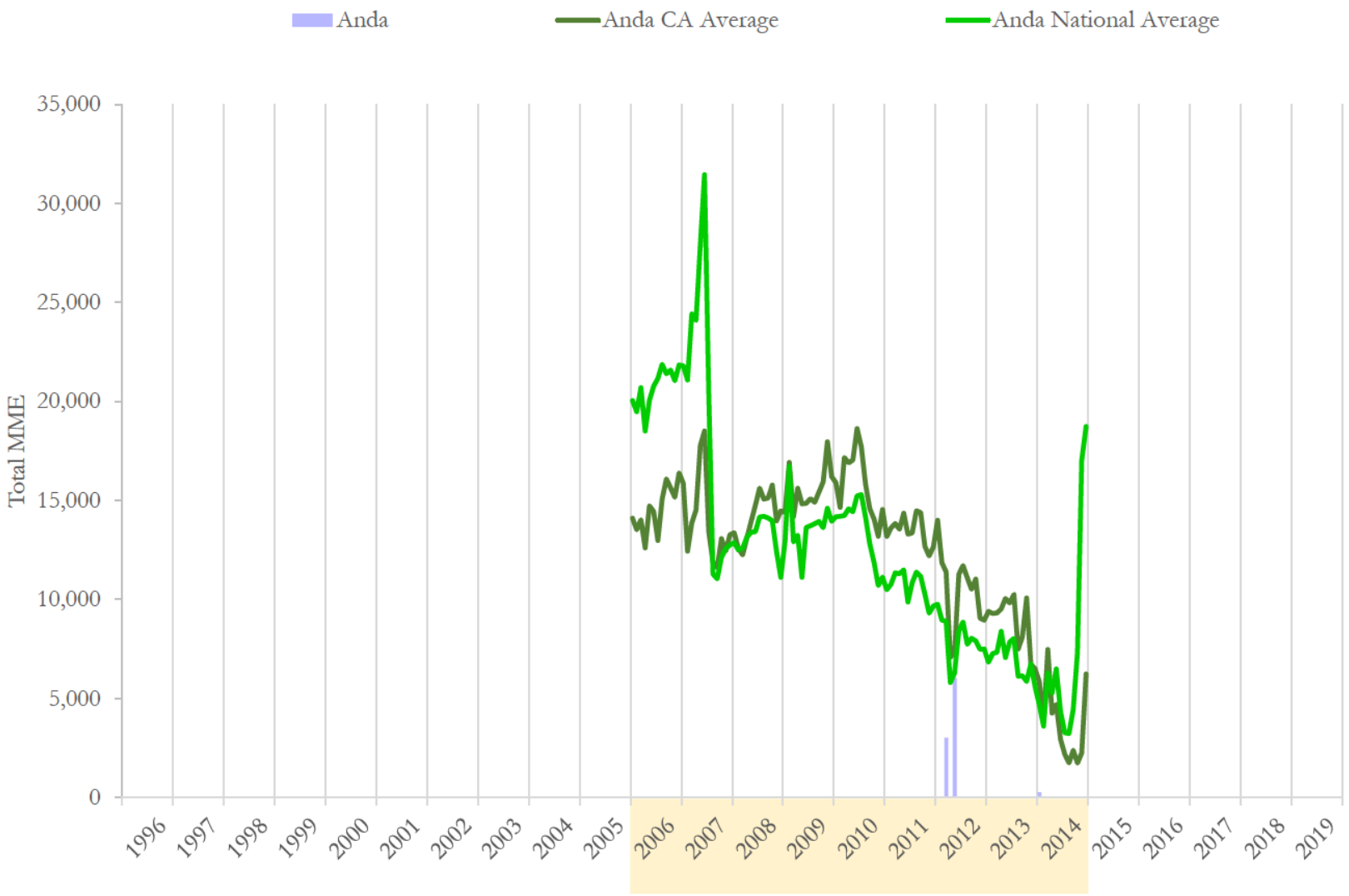

National and state averages reflect hydrocodone shipped from Anda, Inc to all active pharmacies each month.
Data source: ARCOS (2006-2014) and Defendant Distribution Data (Anda 12/1996 - 1/2015)

Safeway Pharmacy #2646 (12/2007 to 12/2018)
DEA: FS0607979
735 7th Avenue
San Francisco, CA 94118

Anda, Inc Hydrocodone Shipments to Safeway Pharmacy #2646

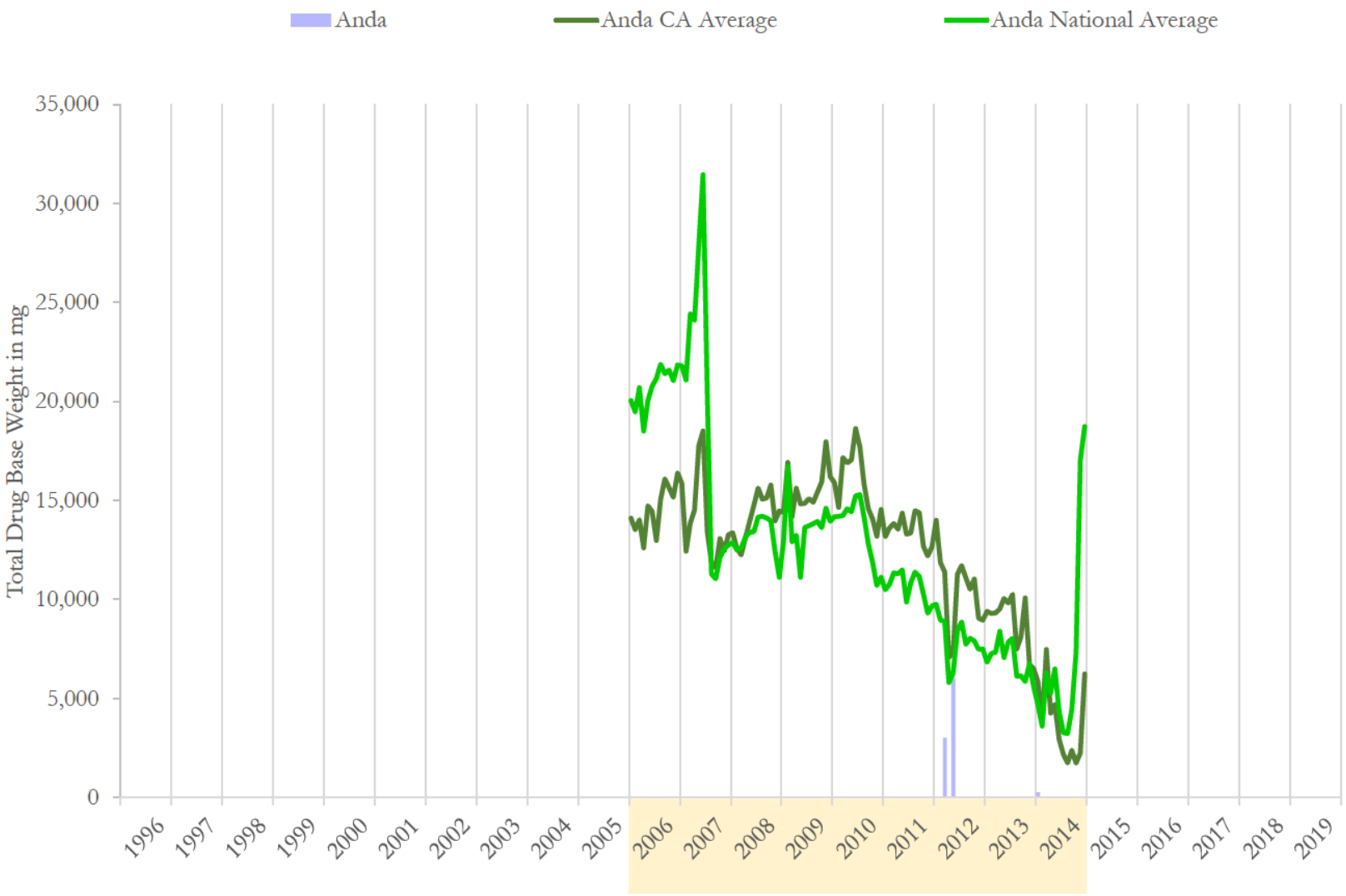

National and state averages reflect hydrocodone shipped from Anda, Inc to all active pharmacies each month.
Data source: ARCOS (2006-2014) and Defendant Distribution Data (Anda 12/1996 - 1/2015)

Safeway Pharmacy #2646 (12/2007 to 12/2018)
DEA: FS0607979
735 7th Avenue
San Francisco, CA 94118

Anda, Inc Hydrocodone Shipments to Safeway Pharmacy #2646

	Dosage Units		MME		Drug Base Weight in mg	
Date	Anda	% Change	Anda	% Change	Anda	% Change
01/2012	0	n/a	0	n/a	0	n/a
02/2012	0	n/a	0	n/a	0	n/a
03/2012	1,000	n/a	3,027	n/a	3,027	n/a
04/2012	0	-100.0%	0	-100.0%	0	-100.0%
05/2012	2,000	n/a	6,054	n/a	6,054	n/a
06/2012	0	-100.0%	0	-100.0%	0	-100.0%
07/2012	0	n/a	0	n/a	0	n/a
08/2012	0	n/a	0	n/a	0	n/a
09/2012	0	n/a	0	n/a	0	n/a
10/2012	0	n/a	0	n/a	0	n/a
11/2012	0	n/a	0	n/a	0	n/a
12/2012	0	n/a	0	n/a	0	n/a
01/2013	0	n/a	0	n/a	0	n/a
02/2013	0	n/a	0	n/a	0	n/a
03/2013	0	n/a	0	n/a	0	n/a
04/2013	0	n/a	0	n/a	0	n/a
05/2013	0	n/a	0	n/a	0	n/a
06/2013	0	n/a	0	n/a	0	n/a
07/2013	0	n/a	0	n/a	0	n/a
08/2013	0	n/a	0	n/a	0	n/a
09/2013	0	n/a	0	n/a	0	n/a
10/2013	0	n/a	0	n/a	0	n/a
11/2013	0	n/a	0	n/a	0	n/a
12/2013	0	n/a	0	n/a	0	n/a

Data source: ARCOS (2006-2014) and Defendant Distribution Data (Anda 12/1996 - 1/2015)

Anda, Inc Hydrocodone Shipments to Safeway Pharmacy #2646

	Dosage Units		MME		Drug Base Weight in mg	
Date	Anda	% Change	Anda	% Change	Anda	% Change
01/2014	0	n/a	286	n/a	286	n/a
02/2014	0	n/a	0	-100.0%	0	-100.0%
03/2014	0	n/a	0	n/a	0	n/a
04/2014	0	n/a	0	n/a	0	n/a
05/2014	0	n/a	0	n/a	0	n/a
06/2014	0	n/a	0	n/a	0	n/a
07/2014	0	n/a	0	n/a	0	n/a
08/2014	0	n/a	0	n/a	0	n/a
09/2014	0	n/a	0	n/a	0	n/a
10/2014	0	n/a	0	n/a	0	n/a
11/2014	0	n/a	0	n/a	0	n/a
12/2014	0	n/a	0	n/a	0	n/a
01/2015	0	n/a	0	n/a	0	n/a
02/2015	0	n/a	0	n/a	0	n/a
03/2015	0	n/a	0	n/a	0	n/a
04/2015	0	n/a	0	n/a	0	n/a
05/2015	0	n/a	0	n/a	0	n/a
06/2015	0	n/a	0	n/a	0	n/a
07/2015	0	n/a	0	n/a	0	n/a
08/2015	0	n/a	0	n/a	0	n/a
09/2015	0	n/a	0	n/a	0	n/a
10/2015	0	n/a	0	n/a	0	n/a
11/2015	0	n/a	0	n/a	0	n/a
12/2015	0	n/a	0	n/a	0	n/a

Data source: ARCOS (2006-2014) and Defendant Distribution Data (Anda 12/1996 - 1/2015)

Safeway Pharmacy #2646 (12/2007 to 12/2018)
DEA: FS0607979
735 7th Avenue
San Francisco, CA 94118

Anda, Inc Hydrocodone Shipments to Safeway Pharmacy #2646

	Dosage Units		MME		Drug Base Weight in mg	
Date	Anda	% Change	Anda	% Change	Anda	% Change
1996	0		0		0	
1997	0	n/a	0	n/a	0	n/a
1998	0	n/a	0	n/a	0	n/a
1999	0	n/a	0	n/a	0	n/a
2000	0	n/a	0	n/a	0	n/a
2001	0	n/a	0	n/a	0	n/a
2002	0	n/a	0	n/a	0	n/a
2003	0	n/a	0	n/a	0	n/a
2004	0	n/a	0	n/a	0	n/a
2005	0	n/a	0	n/a	0	n/a
2006	0	n/a	0	n/a	0	n/a
2007	0	n/a	0	n/a	0	n/a
2008	0	n/a	0	n/a	0	n/a
2009	0	n/a	0	n/a	0	n/a
2010	0	n/a	0	n/a	0	n/a
2011	0	n/a	0	n/a	0	n/a
2012	3,000	n/a	9,081	n/a	9,081	n/a
2013	0	-100.0%	0	-100.0%	0	-100.0%
2014	0	n/a	286	n/a	286	n/a
2015	0	n/a	0	-100.0%	0	-100.0%
2016	0	n/a	0	n/a	0	n/a
2017	0	n/a	0	n/a	0	n/a
2018	0	n/a	0	n/a	0	n/a
2019	0	n/a	0	n/a	0	n/a
Total	**3,000**		**9,367**		**9,367**	

Data source: ARCOS (2006-2014) and Defendant Distribution Data (Anda 12/1996 - 1/2015)

Safeway Pharmacy #2646 (12/2007 to 12/2018)
DEA: FS0607979
735 7th Avenue
San Francisco, CA 94118

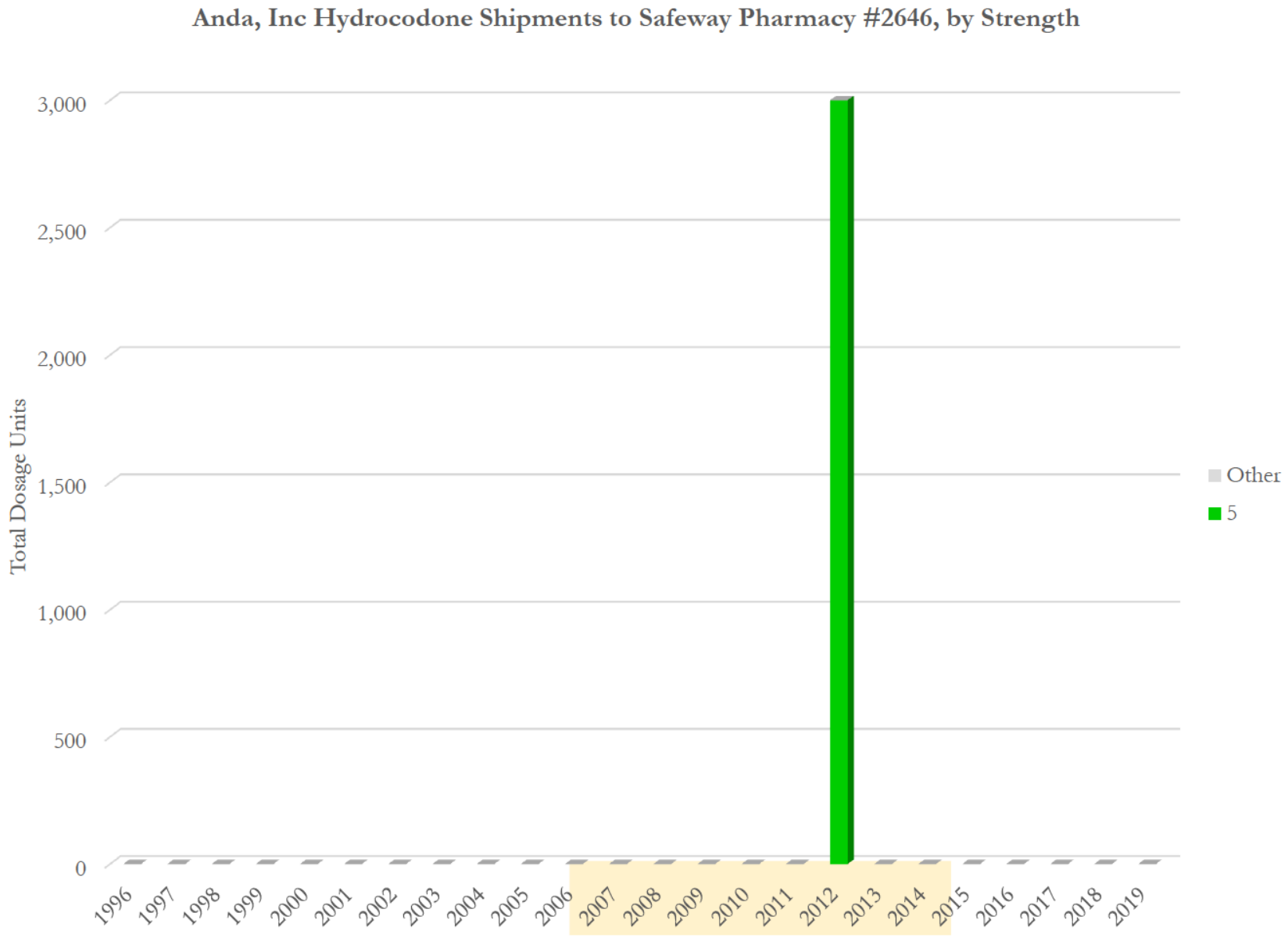

Data source: ARCOS (2006-2014) and Defendant Distribution Data (Anda 12/1996 - 1/2015)

Safeway Pharmacy #2646 (12/2007 to 12/2018)
DEA: FS0607979
735 7th Avenue
San Francisco, CA 94118

Anda, Inc Hydrocodone Shipments to Safeway Pharmacy #2646, by Strength

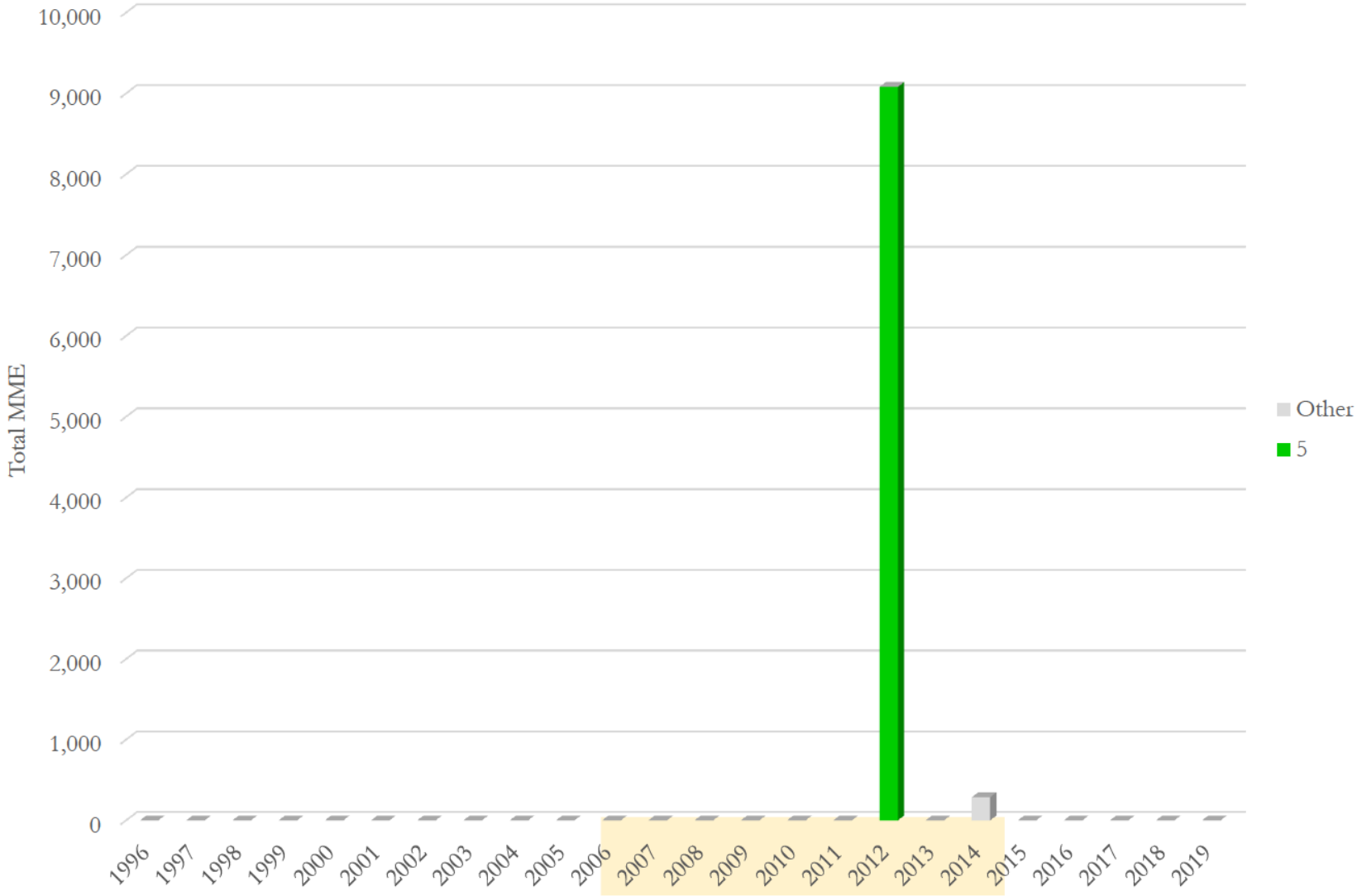

Data source: ARCOS (2006-2014) and Defendant Distribution Data (Anda 12/1996 - 1/2015)

Safeway Pharmacy #2646 (12/2007 to 12/2018)
DEA: FS0607979
735 7th Avenue
San Francisco, CA 94118

Anda, Inc Hydrocodone Shipments to Safeway Pharmacy #2646, by Strength

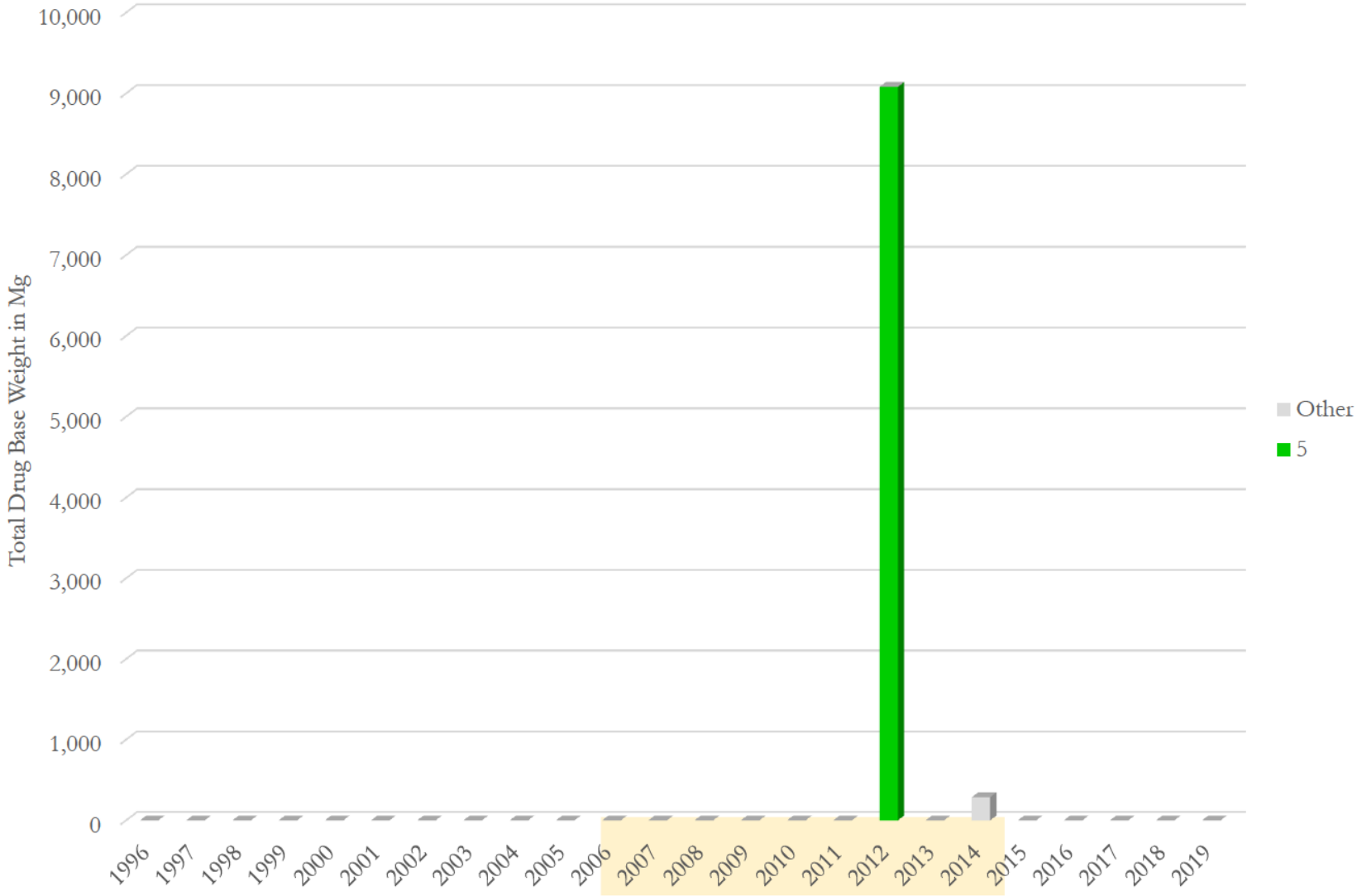

Data source: ARCOS (2006-2014) and Defendant Distribution Data (Anda 12/1996 - 1/2015)

Safeway Pharmacy #2646 (12/2007 to 12/2018)
DEA: FS0607979
735 7th Avenue
San Francisco, CA 94118

Anda, Inc Hydrocodone Shipments to Safeway Pharmacy #2646, by Strength
(Total Dosage Units)

Strength Year\	5	Other	Total	Avg. Str
1996	0	0	**0**	
1997	0	0	**0**	
1998	0	0	**0**	
1999	0	0	**0**	
2000	0	0	**0**	
2001	0	0	**0**	
2002	0	0	**0**	
2003	0	0	**0**	
2004	0	0	**0**	
2005	0	0	**0**	
2006	0	0	**0**	
2007	0	0	**0**	
2008	0	0	**0**	
2009	0	0	**0**	
2010	0	0	**0**	
2011	0	0	**0**	
2012	3,000	0	**3,000**	5.00
2013	0	0	**0**	
2014	0	0	**0**	
2015	0	0	**0**	
2016	0	0	**0**	
2017	0	0	**0**	
2018	0	0	**0**	
2019	0	0	**0**	
Total	**3,000**	**0**	**3,000**	5.00

Data source: ARCOS (2006-2014) and Defendant Distribution Data (Anda 12/1996 - 1/2015)

Safeway Pharmacy #2646 (12/2007 to 12/2018)
DEA: FS0607979
735 7th Avenue
San Francisco, CA 94118

Anda, Inc Hydrocodone Shipments to Safeway Pharmacy #2646, by Strength (Total MME)

Strength Year\	5	Other	Total	Avg. Str
1996	0	0	**0**	
1997	0	0	**0**	
1998	0	0	**0**	
1999	0	0	**0**	
2000	0	0	**0**	
2001	0	0	**0**	
2002	0	0	**0**	
2003	0	0	**0**	
2004	0	0	**0**	
2005	0	0	**0**	
2006	0	0	**0**	
2007	0	0	**0**	
2008	0	0	**0**	
2009	0	0	**0**	
2010	0	0	**0**	
2011	0	0	**0**	
2012	9,081	0	**9,081**	5.00
2013	0	0	**0**	
2014	0	286	**286**	
2015	0	0	**0**	
2016	0	0	**0**	
2017	0	0	**0**	
2018	0	0	**0**	
2019	0	0	**0**	
Total	**9,081**	**286**	**9,367**	5.00

Data source: ARCOS (2006-2014) and Defendant Distribution Data (Anda 12/1996 - 1/2015)

Anda, Inc Hydrocodone Shipments to Safeway Pharmacy #2646, by Strength
(Total Drug Base Weight in Milligram)

Strength Year\	5	Other	Total	Avg. Str
1996	0	0	**0**	
1997	0	0	**0**	
1998	0	0	**0**	
1999	0	0	**0**	
2000	0	0	**0**	
2001	0	0	**0**	
2002	0	0	**0**	
2003	0	0	**0**	
2004	0	0	**0**	
2005	0	0	**0**	
2006	0	0	**0**	
2007	0	0	**0**	
2008	0	0	**0**	
2009	0	0	**0**	
2010	0	0	**0**	
2011	0	0	**0**	
2012	9,081	0	**9,081**	5.00
2013	0	0	**0**	
2014	0	286	**286**	
2015	0	0	**0**	
2016	0	0	**0**	
2017	0	0	**0**	
2018	0	0	**0**	
2019	0	0	**0**	
Total	**9,081**	**286**	**9,367**	5.00

Data source: ARCOS (2006-2014) and Defendant Distribution Data (Anda 12/1996 - 1/2015)

Post Divisadero Medical Phcy (10/2004 to 12/2018)
DEA: BP7569809
2299 Post Street, Suite 109
San Francisco, CA 94115

Anda, Inc Oxycodone Shipments to Post Divisadero Medical Phcy

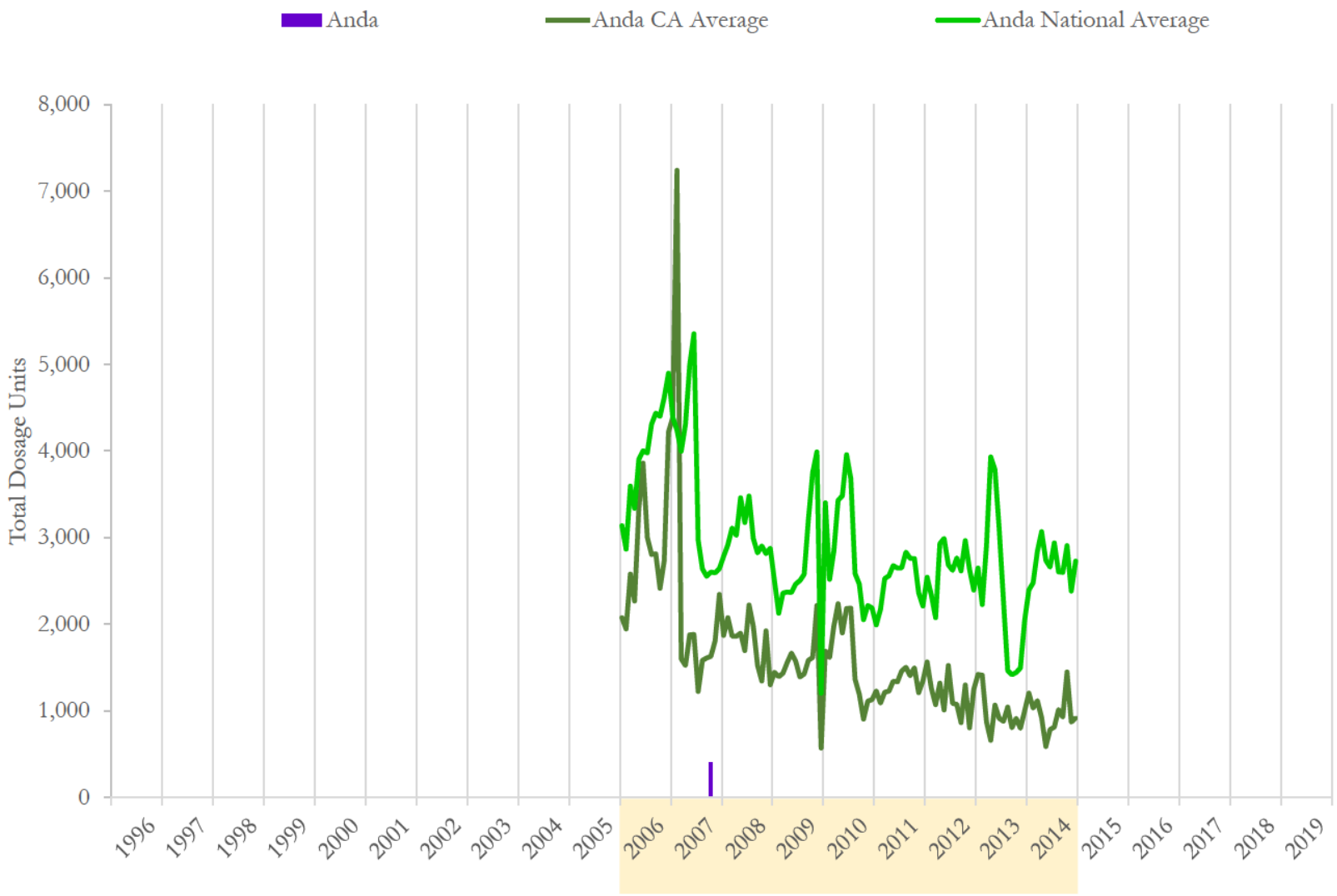

National and state averages reflect oxycodone shipped from Anda, Inc to all active pharmacies each month.
Data source: ARCOS (2006-2014) and Defendant Distribution Data (Anda 12/1996 - 1/2015)

Post Divisadero Medical Phcy (10/2004 to 12/2018)
DEA: BP7569809
2299 Post Street, Suite 109
San Francisco, CA 94115

Anda, Inc Oxycodone Shipments to Post Divisadero Medical Phcy

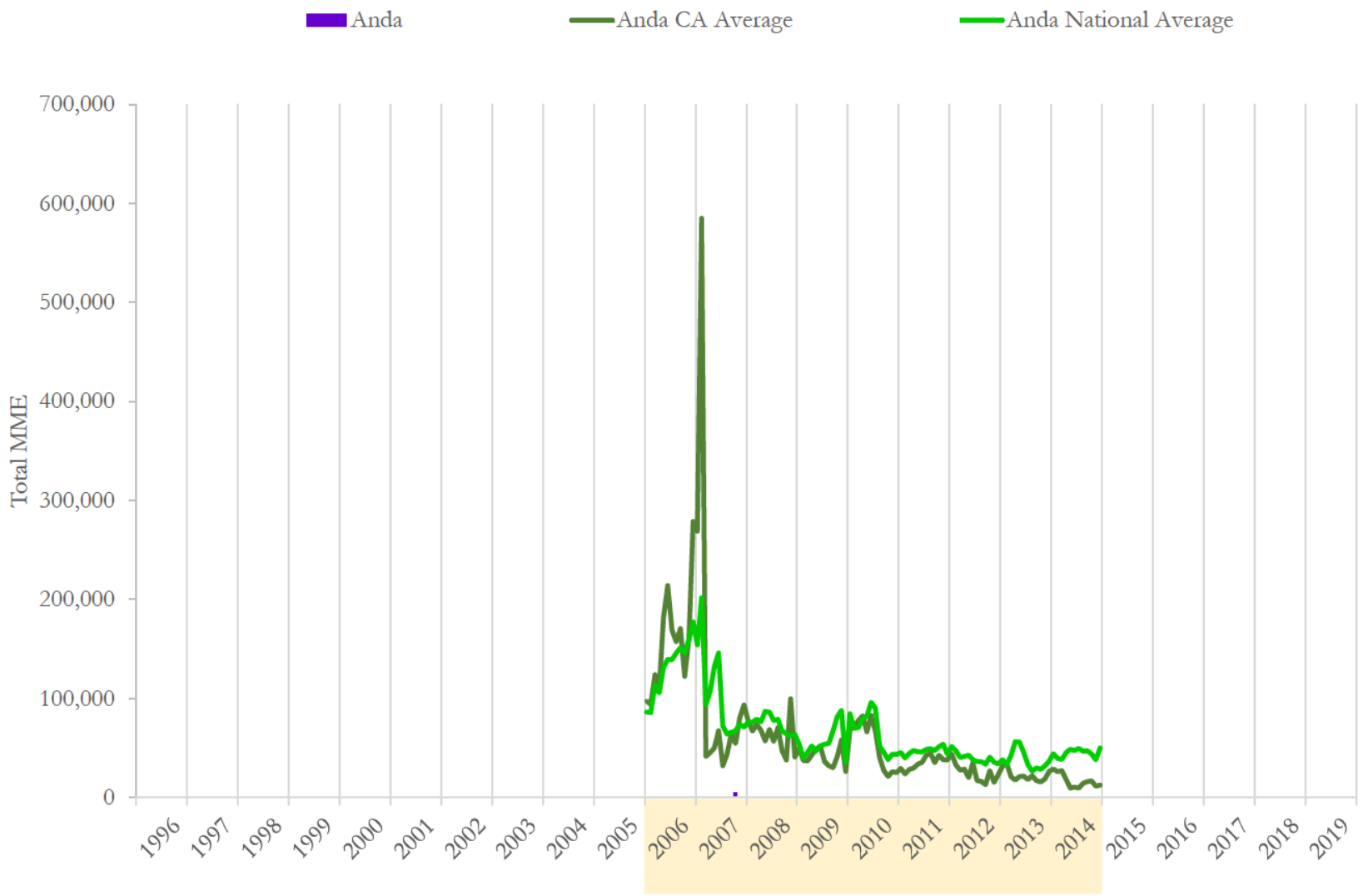

National and state averages reflect oxycodone shipped from Anda, Inc to all active pharmacies each month.
Data source: ARCOS (2006-2014) and Defendant Distribution Data (Anda 12/1996 - 1/2015)

Post Divisadero Medical Phcy (10/2004 to 12/2018)
DEA: BP7569809
2299 Post Street, Suite 109
San Francisco, CA 94115

Anda, Inc Oxycodone Shipments to Post Divisadero Medical Phcy

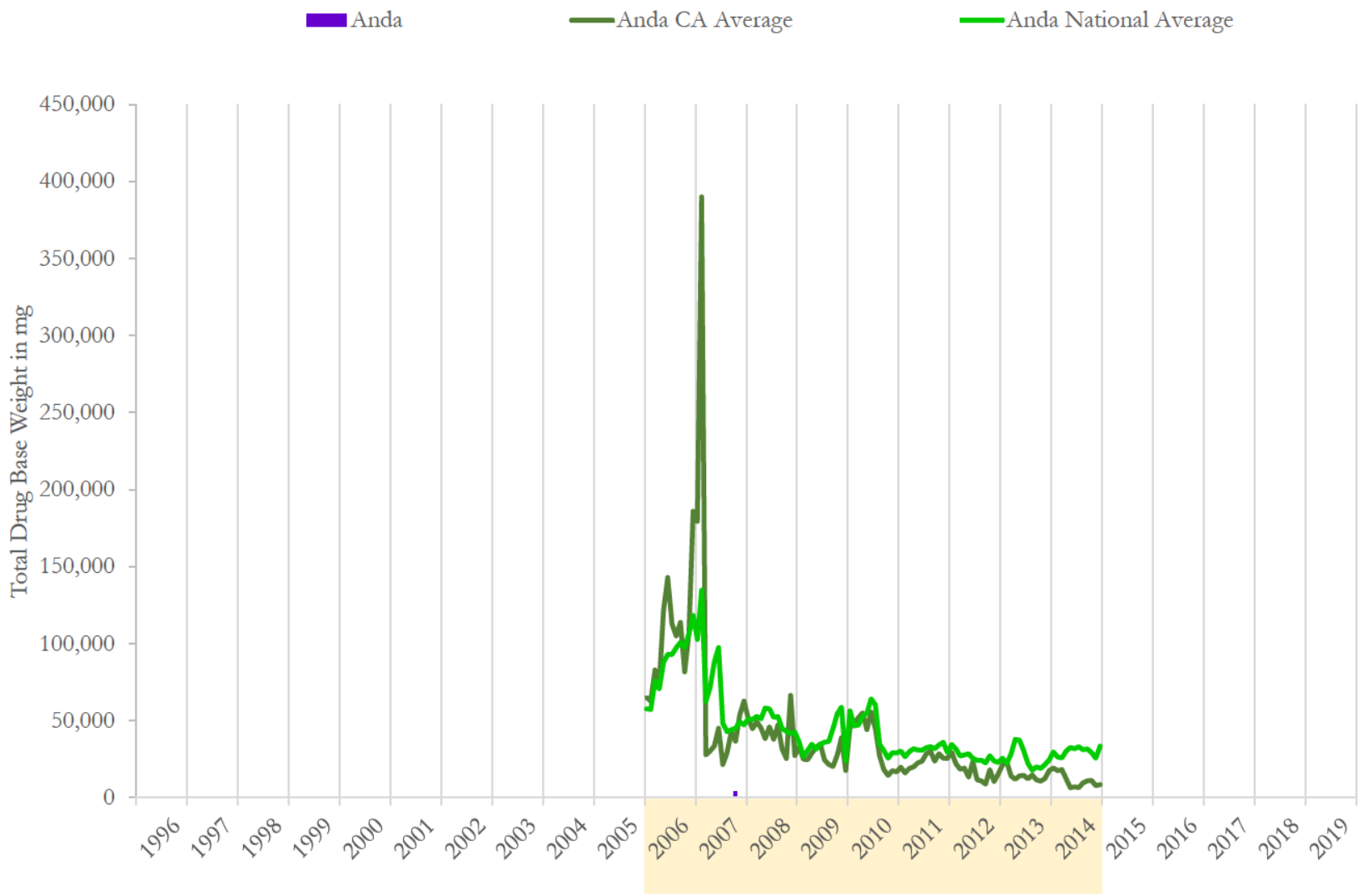

National and state averages reflect oxycodone shipped from Anda, Inc to all active pharmacies each month.
Data source: ARCOS (2006-2014) and Defendant Distribution Data (Anda 12/1996 - 1/2015)

Post Divisadero Medical Phcy (10/2004 to 12/2018)
DEA: BP7569809
2299 Post Street, Suite 109
San Francisco, CA 94115

Anda, Inc Oxycodone Shipments to Post Divisadero Medical Phcy

	Dosage Units		MME		Drug Base Weight in mg	
Date	Anda	% Change	Anda	% Change	Anda	% Change
01/2006	0	n/a	0	n/a	0	n/a
02/2006	0	n/a	0	n/a	0	n/a
03/2006	0	n/a	0	n/a	0	n/a
04/2006	0	n/a	0	n/a	0	n/a
05/2006	0	n/a	0	n/a	0	n/a
06/2006	0	n/a	0	n/a	0	n/a
07/2006	0	n/a	0	n/a	0	n/a
08/2006	0	n/a	0	n/a	0	n/a
09/2006	0	n/a	0	n/a	0	n/a
10/2006	0	n/a	0	n/a	0	n/a
11/2006	0	n/a	0	n/a	0	n/a
12/2006	0	n/a	0	n/a	0	n/a
01/2007	0	n/a	0	n/a	0	n/a
02/2007	0	n/a	0	n/a	0	n/a
03/2007	0	n/a	0	n/a	0	n/a
04/2007	0	n/a	0	n/a	0	n/a
05/2007	0	n/a	0	n/a	0	n/a
06/2007	0	n/a	0	n/a	0	n/a
07/2007	0	n/a	0	n/a	0	n/a
08/2007	0	n/a	0	n/a	0	n/a
09/2007	0	n/a	0	n/a	0	n/a
10/2007	400	n/a	5,379	n/a	3,586	n/a
11/2007	0	-100.0%	0	-100.0%	0	-100.0%
12/2007	0	n/a	0	n/a	0	n/a

Data source: ARCOS (2006-2014) and Defendant Distribution Data (Anda 12/1996 - 1/2015)

Post Divisadero Medical Phcy (10/2004 to 12/2018)
DEA: BP7569809
2299 Post Street, Suite 109
San Francisco, CA 94115

Anda, Inc Oxycodone Shipments to Post Divisadero Medical Phcy

	Dosage Units		MME		Drug Base Weight in mg	
Date	**Anda**	**% Change**	**Anda**	**% Change**	**Anda**	**% Change**
1996	0		0		0	
1997	0	n/a	0	n/a	0	n/a
1998	0	n/a	0	n/a	0	n/a
1999	0	n/a	0	n/a	0	n/a
2000	0	n/a	0	n/a	0	n/a
2001	0	n/a	0	n/a	0	n/a
2002	0	n/a	0	n/a	0	n/a
2003	0	n/a	0	n/a	0	n/a
2004	0	n/a	0	n/a	0	n/a
2005	0	n/a	0	n/a	0	n/a
2006	0	n/a	0	n/a	0	n/a
2007	400	n/a	5,379	n/a	3,586	n/a
2008	0	-100.0%	0	-100.0%	0	-100.0%
2009	0	n/a	0	n/a	0	n/a
2010	0	n/a	0	n/a	0	n/a
2011	0	n/a	0	n/a	0	n/a
2012	0	n/a	0	n/a	0	n/a
2013	0	n/a	0	n/a	0	n/a
2014	0	n/a	0	n/a	0	n/a
2015	0	n/a	0	n/a	0	n/a
2016	0	n/a	0	n/a	0	n/a
2017	0	n/a	0	n/a	0	n/a
2018	0	n/a	0	n/a	0	n/a
2019	0	n/a	0	n/a	0	n/a
Total	**400**		**5,379**		**3,586**	

Data source: ARCOS (2006-2014) and Defendant Distribution Data (Anda 12/1996 - 1/2015)

Post Divisadero Medical Phcy (10/2004 to 12/2018)
DEA: BP7569809
2299 Post Street, Suite 109
San Francisco, CA 94115

Anda, Inc Oxycodone Shipments to Post Divisadero Medical Phcy, by Strength

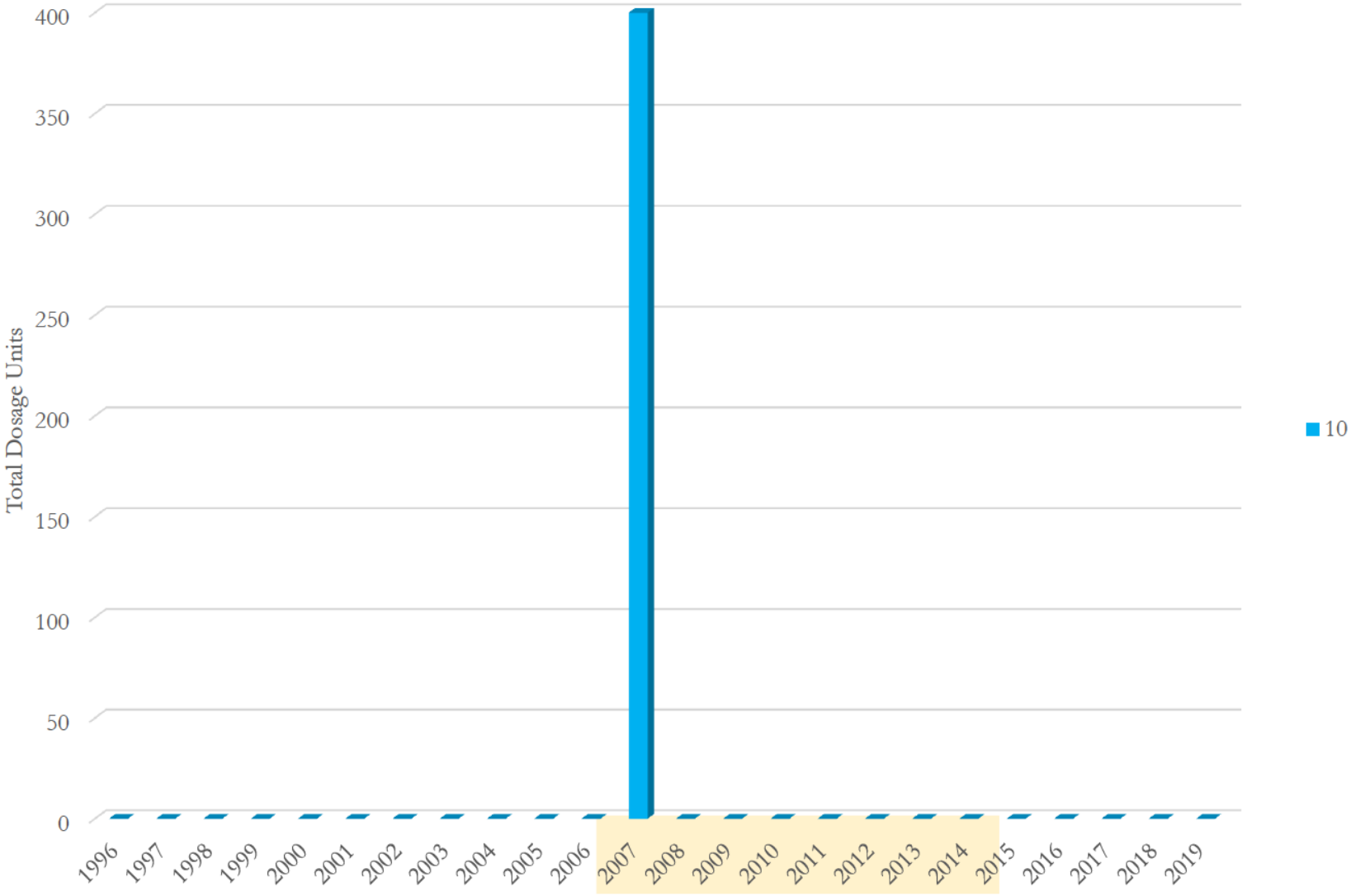

Data source: ARCOS (2006-2014) and Defendant Distribution Data (Anda 12/1996 - 1/2015)

Post Divisadero Medical Phcy (10/2004 to 12/2018)
DEA: BP7569809
2299 Post Street, Suite 109
San Francisco, CA 94115

Anda, Inc Oxycodone Shipments to Post Divisadero Medical Phcy, by Strength

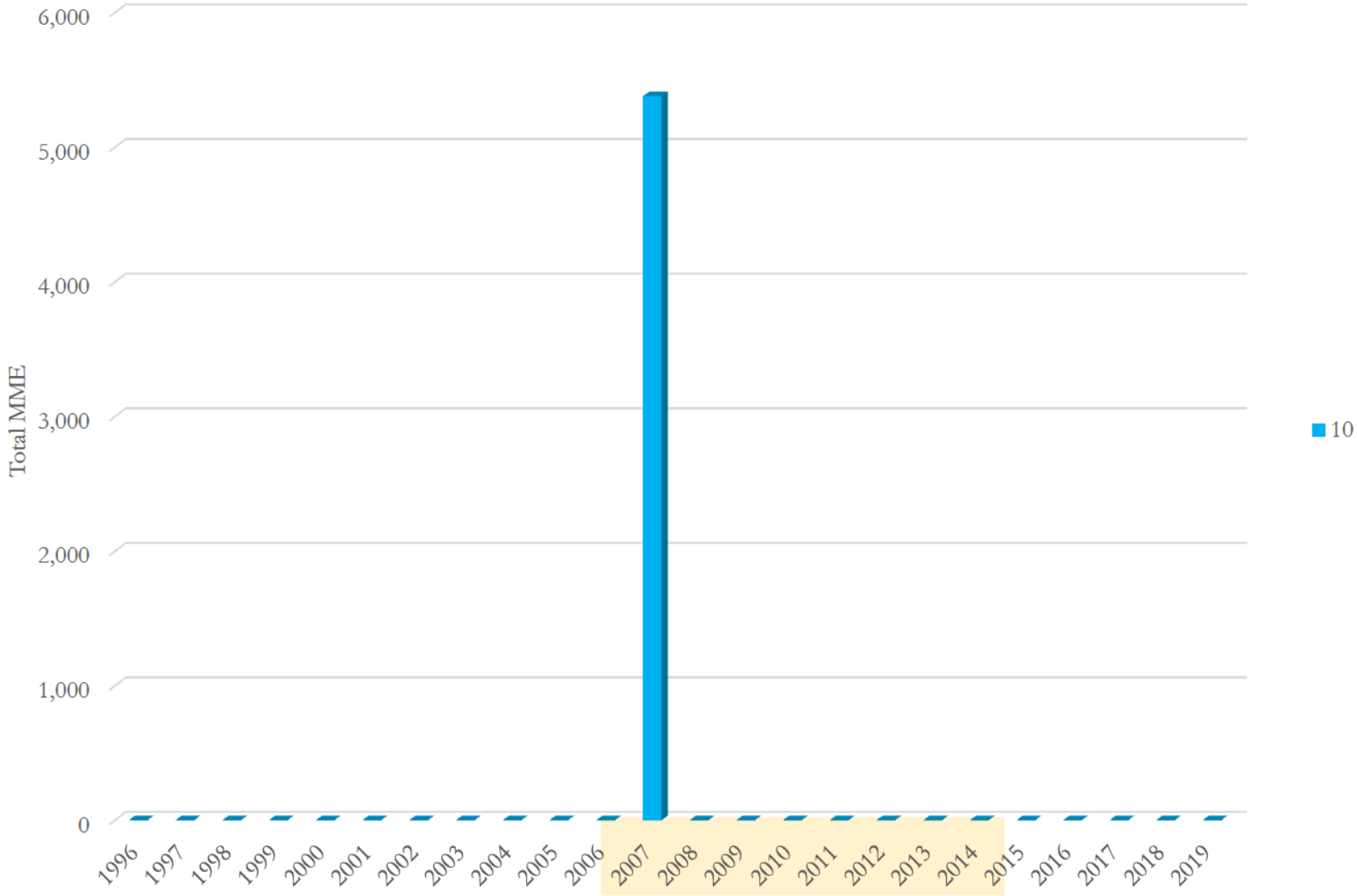

Data source: ARCOS (2006-2014) and Defendant Distribution Data (Anda 12/1996 - 1/2015)

Post Divisadero Medical Phcy (10/2004 to 12/2018)
DEA: BP7569809
2299 Post Street, Suite 109
San Francisco, CA 94115

Anda, Inc Oxycodone Shipments to Post Divisadero Medical Phcy, by Strength

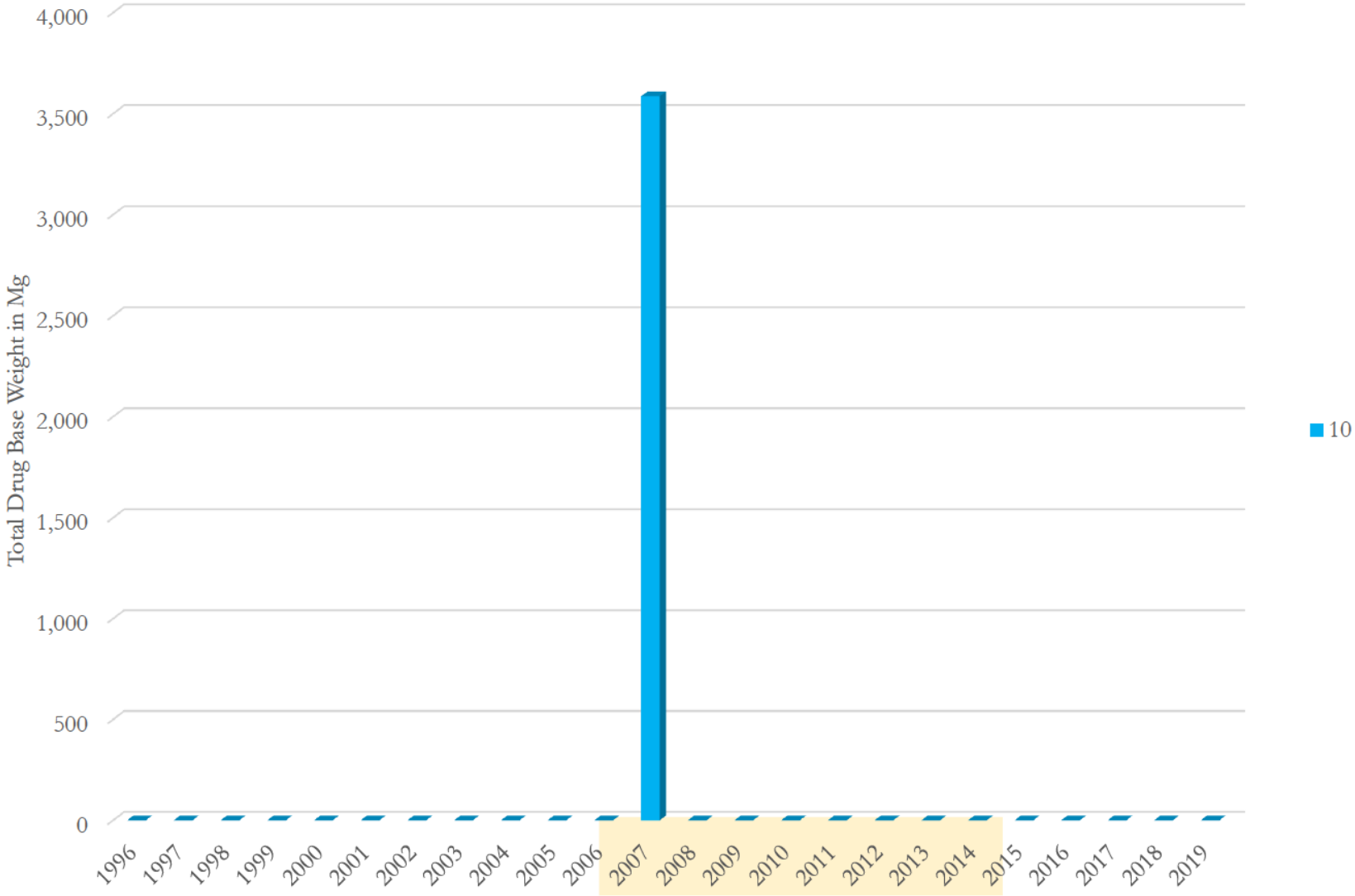

Data source: ARCOS (2006-2014) and Defendant Distribution Data (Anda 12/1996 - 1/2015)

Anda, Inc Oxycodone Shipments to Post Divisadero Medical Phcy, by Strength
(Total Dosage Units)

Strength Year\	10	Total	Avg. Str
1996	0	**0**	
1997	0	**0**	
1998	0	**0**	
1999	0	**0**	
2000	0	**0**	
2001	0	**0**	
2002	0	**0**	
2003	0	**0**	
2004	0	**0**	
2005	0	**0**	
2006	0	**0**	
2007	400	**400**	10.00
2008	0	**0**	
2009	0	**0**	
2010	0	**0**	
2011	0	**0**	
2012	0	**0**	
2013	0	**0**	
2014	0	**0**	
2015	0	**0**	
2016	0	**0**	
2017	0	**0**	
2018	0	**0**	
2019	0	**0**	
Total	**400**	**400**	10.00

Data source: ARCOS (2006-2014) and Defendant Distribution Data (Anda 12/1996 - 1/2015)

Anda, Inc Oxycodone Shipments to Post Divisadero Medical Phcy, by Strength
(Total MME)

Strength Year\	10	Total	Avg. Str
1996	0	**0**	
1997	0	**0**	
1998	0	**0**	
1999	0	**0**	
2000	0	**0**	
2001	0	**0**	
2002	0	**0**	
2003	0	**0**	
2004	0	**0**	
2005	0	**0**	
2006	0	**0**	
2007	5,379	**5,379**	10.00
2008	0	**0**	
2009	0	**0**	
2010	0	**0**	
2011	0	**0**	
2012	0	**0**	
2013	0	**0**	
2014	0	**0**	
2015	0	**0**	
2016	0	**0**	
2017	0	**0**	
2018	0	**0**	
2019	0	**0**	
Total	**5,379**	**5,379**	10.00

Data source: ARCOS (2006-2014) and Defendant Distribution Data (Anda 12/1996 - 1/2015)

Anda, Inc Oxycodone Shipments to Post Divisadero Medical Phcy, by Strength
(Total Drug Base Weight in Milligram)

Strength Year\	10	Total	Avg. Str
1996	0	**0**	
1997	0	**0**	
1998	0	**0**	
1999	0	**0**	
2000	0	**0**	
2001	0	**0**	
2002	0	**0**	
2003	0	**0**	
2004	0	**0**	
2005	0	**0**	
2006	0	**0**	
2007	3,586	**3,586**	10.00
2008	0	**0**	
2009	0	**0**	
2010	0	**0**	
2011	0	**0**	
2012	0	**0**	
2013	0	**0**	
2014	0	**0**	
2015	0	**0**	
2016	0	**0**	
2017	0	**0**	
2018	0	**0**	
2019	0	**0**	
Total	**3,586**	**3,586**	10.00

Data source: ARCOS (2006-2014) and Defendant Distribution Data (Anda 12/1996 - 1/2015)

Post Divisadero Medical Phcy (10/2004 to 12/2018)
DEA: BP7569809
2299 Post Street, Suite 109
San Francisco, CA 94115

Anda, Inc Hydrocodone Shipments to Post Divisadero Medical Phcy

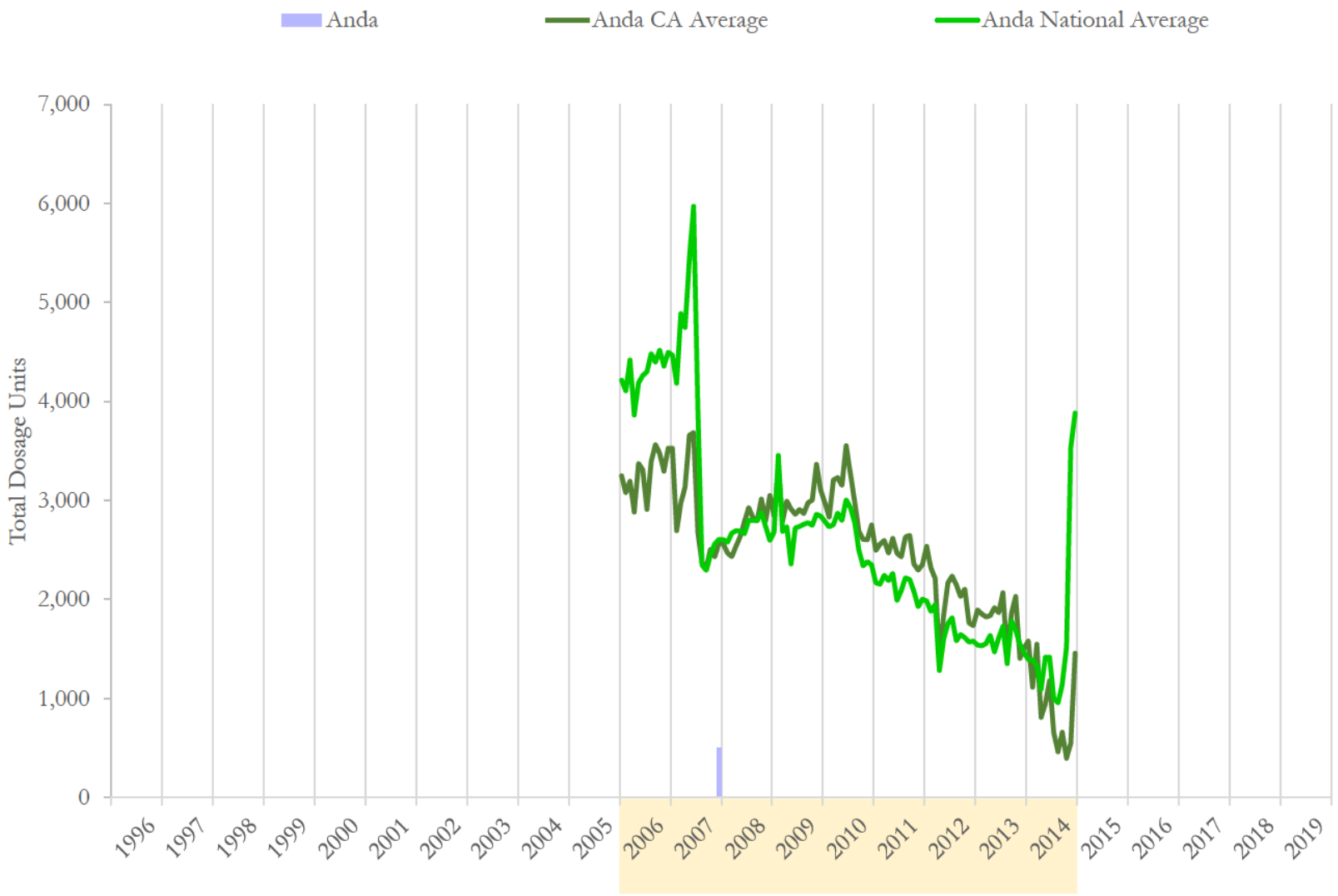

National and state averages reflect hydrocodone shipped from Anda, Inc to all active pharmacies each month.
Data source: ARCOS (2006-2014) and Defendant Distribution Data (Anda 12/1996 - 1/2015)

Post Divisadero Medical Phcy (10/2004 to 12/2018)
DEA: BP7569809
2299 Post Street, Suite 109
San Francisco, CA 94115

Anda, Inc Hydrocodone Shipments to Post Divisadero Medical Phcy

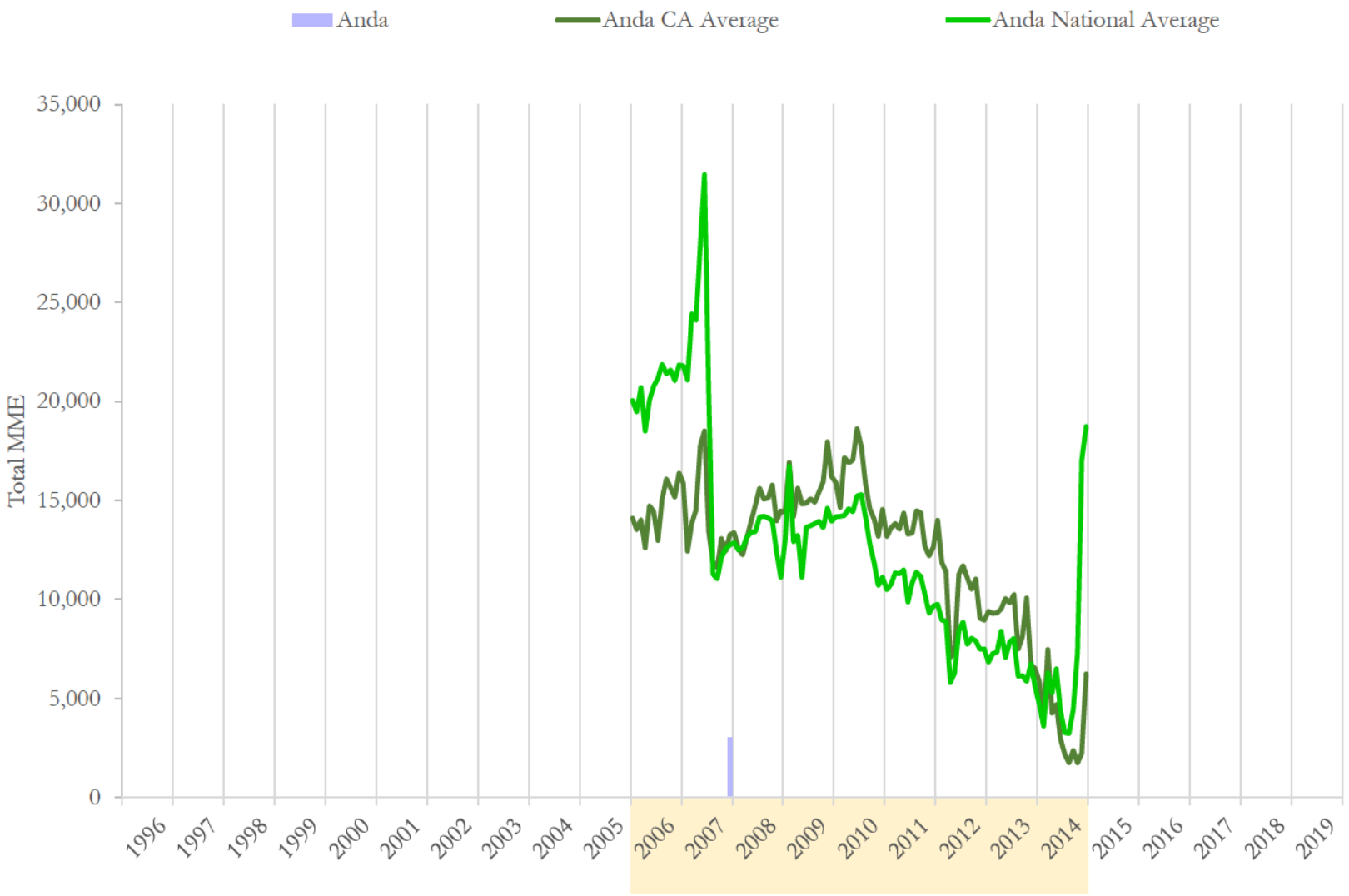

National and state averages reflect hydrocodone shipped from Anda, Inc to all active pharmacies each month.
Data source: ARCOS (2006-2014) and Defendant Distribution Data (Anda 12/1996 - 1/2015)

Post Divisadero Medical Phcy (10/2004 to 12/2018)
DEA: BP7569809
2299 Post Street, Suite 109
San Francisco, CA 94115

Anda, Inc Hydrocodone Shipments to Post Divisadero Medical Phcy

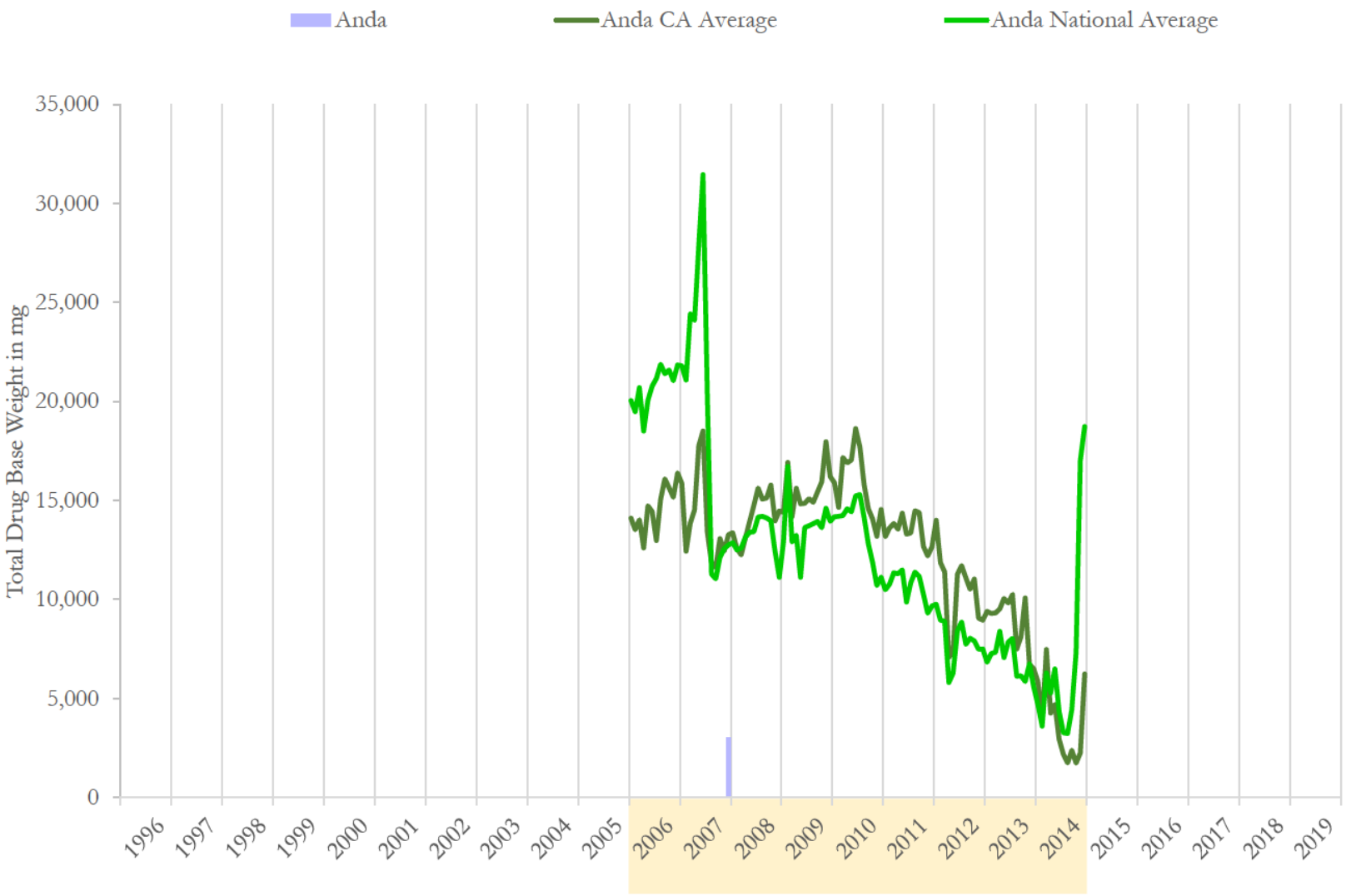

National and state averages reflect hydrocodone shipped from Anda, Inc to all active pharmacies each month.
Data source: ARCOS (2006-2014) and Defendant Distribution Data (Anda 12/1996 - 1/2015)

Post Divisadero Medical Phcy (10/2004 to 12/2018)
DEA: BP7569809
2299 Post Street, Suite 109
San Francisco, CA 94115

Anda, Inc Hydrocodone Shipments to Post Divisadero Medical Phcy

	Dosage Units		MME		Drug Base Weight in mg	
Date	Anda	% Change	Anda	% Change	Anda	% Change
01/2006	0	n/a	0	n/a	0	n/a
02/2006	0	n/a	0	n/a	0	n/a
03/2006	0	n/a	0	n/a	0	n/a
04/2006	0	n/a	0	n/a	0	n/a
05/2006	0	n/a	0	n/a	0	n/a
06/2006	0	n/a	0	n/a	0	n/a
07/2006	0	n/a	0	n/a	0	n/a
08/2006	0	n/a	0	n/a	0	n/a
09/2006	0	n/a	0	n/a	0	n/a
10/2006	0	n/a	0	n/a	0	n/a
11/2006	0	n/a	0	n/a	0	n/a
12/2006	0	n/a	0	n/a	0	n/a
01/2007	0	n/a	0	n/a	0	n/a
02/2007	0	n/a	0	n/a	0	n/a
03/2007	0	n/a	0	n/a	0	n/a
04/2007	0	n/a	0	n/a	0	n/a
05/2007	0	n/a	0	n/a	0	n/a
06/2007	0	n/a	0	n/a	0	n/a
07/2007	0	n/a	0	n/a	0	n/a
08/2007	0	n/a	0	n/a	0	n/a
09/2007	0	n/a	0	n/a	0	n/a
10/2007	0	n/a	0	n/a	0	n/a
11/2007	0	n/a	0	n/a	0	n/a
12/2007	500	n/a	3,027	n/a	3,027	n/a

Data source: ARCOS (2006-2014) and Defendant Distribution Data (Anda 12/1996 - 1/2015)

Post Divisadero Medical Phcy (10/2004 to 12/2018)
DEA: BP7569809
2299 Post Street, Suite 109
San Francisco, CA 94115

Anda, Inc Hydrocodone Shipments to Post Divisadero Medical Phcy

	Dosage Units		MME		Drug Base Weight in mg	
Date	Anda	% Change	Anda	% Change	Anda	% Change
1996	0		0		0	
1997	0	n/a	0	n/a	0	n/a
1998	0	n/a	0	n/a	0	n/a
1999	0	n/a	0	n/a	0	n/a
2000	0	n/a	0	n/a	0	n/a
2001	0	n/a	0	n/a	0	n/a
2002	0	n/a	0	n/a	0	n/a
2003	0	n/a	0	n/a	0	n/a
2004	0	n/a	0	n/a	0	n/a
2005	0	n/a	0	n/a	0	n/a
2006	0	n/a	0	n/a	0	n/a
2007	500	n/a	3,027	n/a	3,027	n/a
2008	0	-100.0%	0	-100.0%	0	-100.0%
2009	0	n/a	0	n/a	0	n/a
2010	0	n/a	0	n/a	0	n/a
2011	0	n/a	0	n/a	0	n/a
2012	0	n/a	0	n/a	0	n/a
2013	0	n/a	0	n/a	0	n/a
2014	0	n/a	0	n/a	0	n/a
2015	0	n/a	0	n/a	0	n/a
2016	0	n/a	0	n/a	0	n/a
2017	0	n/a	0	n/a	0	n/a
2018	0	n/a	0	n/a	0	n/a
2019	0	n/a	0	n/a	0	n/a
Total	**500**		**3,027**		**3,027**	

Data source: ARCOS (2006-2014) and Defendant Distribution Data (Anda 12/1996 - 1/2015)

Post Divisadero Medical Phcy (10/2004 to 12/2018)
DEA: BP7569809
2299 Post Street, Suite 109
San Francisco, CA 94115

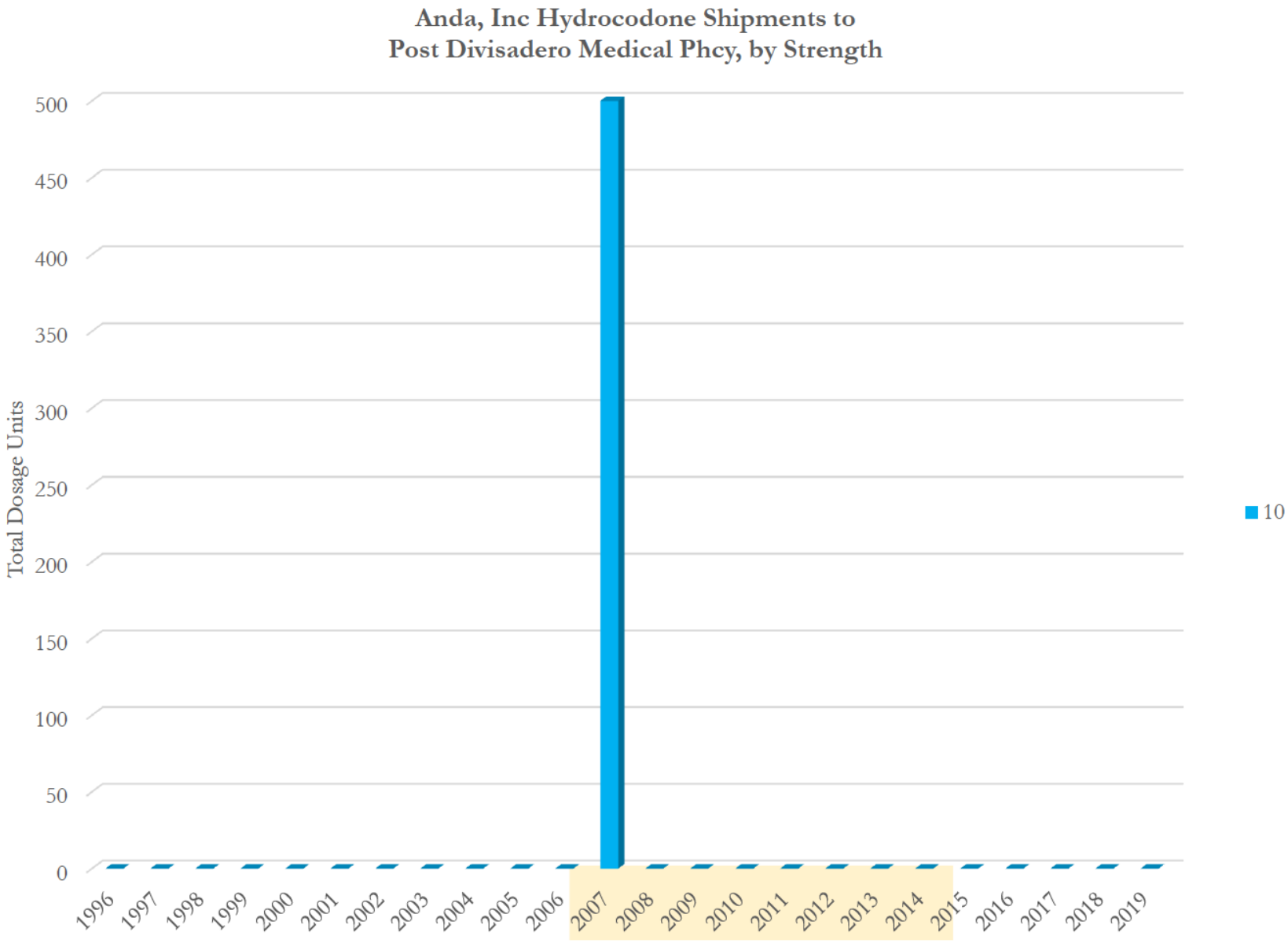

Data source: ARCOS (2006-2014) and Defendant Distribution Data (Anda 12/1996 - 1/2015)

Post Divisadero Medical Phcy (10/2004 to 12/2018)
DEA: BP7569809
2299 Post Street, Suite 109
San Francisco, CA 94115

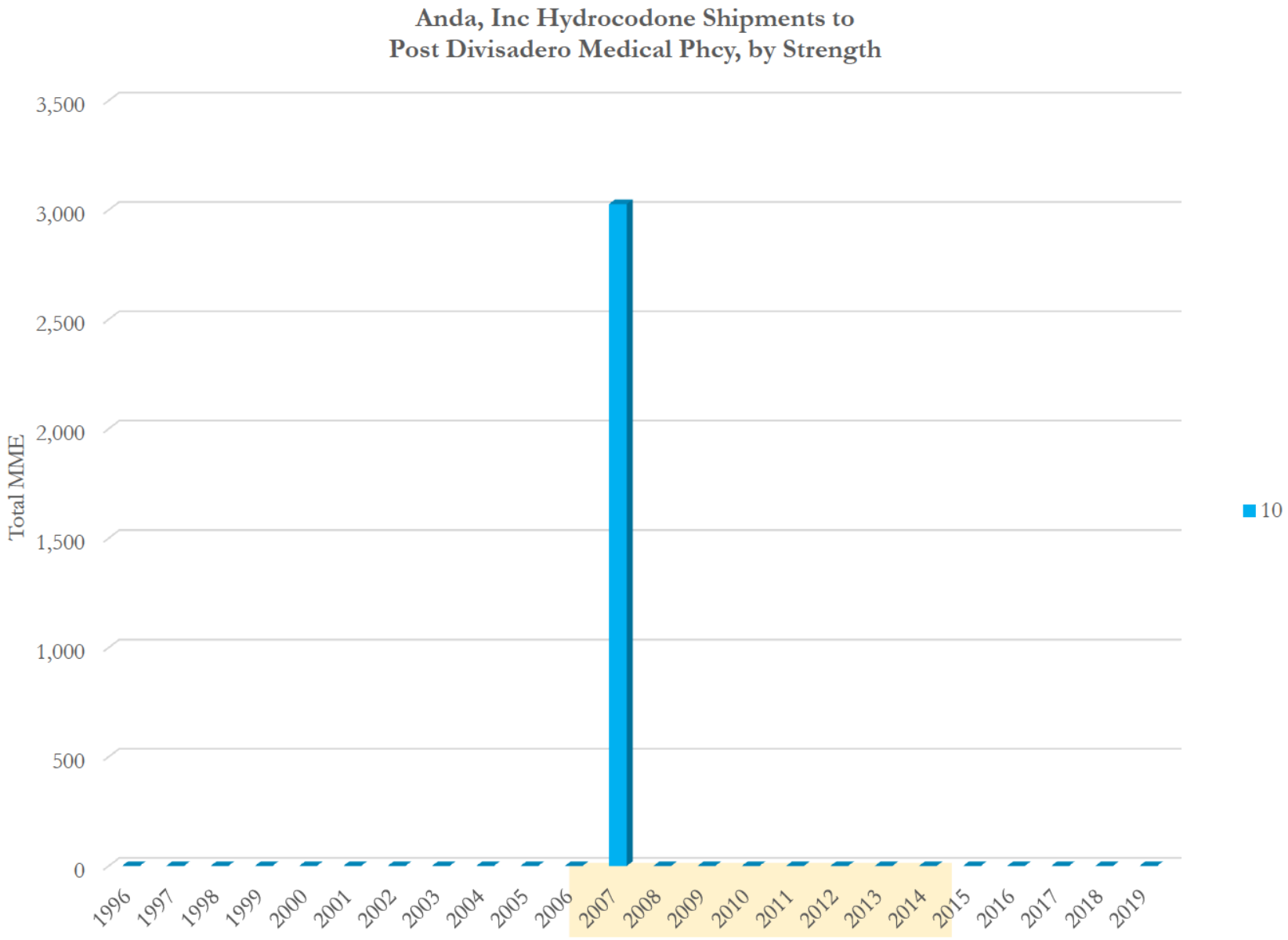

Data source: ARCOS (2006-2014) and Defendant Distribution Data (Anda 12/1996 - 1/2015)

Post Divisadero Medical Phcy (10/2004 to 12/2018)
DEA: BP7569809
2299 Post Street, Suite 109
San Francisco, CA 94115

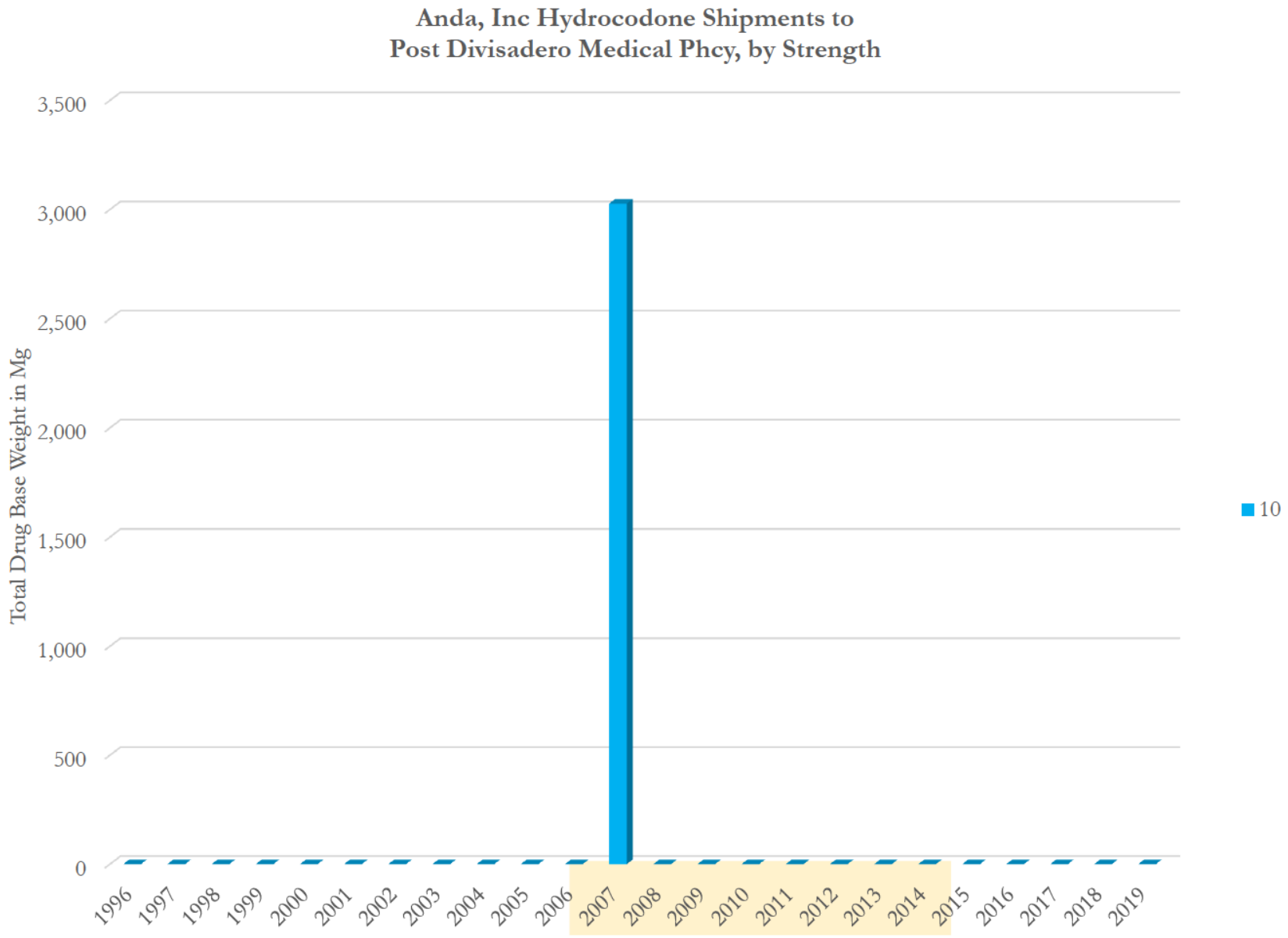

Data source: ARCOS (2006-2014) and Defendant Distribution Data (Anda 12/1996 - 1/2015)

Anda, Inc Hydrocodone Shipments to Post Divisadero Medical Phcy, by Strength
(Total Dosage Units)

Strength Year\	10	Total	Avg. Str
1996	0	**0**	
1997	0	**0**	
1998	0	**0**	
1999	0	**0**	
2000	0	**0**	
2001	0	**0**	
2002	0	**0**	
2003	0	**0**	
2004	0	**0**	
2005	0	**0**	
2006	0	**0**	
2007	500	**500**	10.00
2008	0	**0**	
2009	0	**0**	
2010	0	**0**	
2011	0	**0**	
2012	0	**0**	
2013	0	**0**	
2014	0	**0**	
2015	0	**0**	
2016	0	**0**	
2017	0	**0**	
2018	0	**0**	
2019	0	**0**	
Total	**500**	**500**	10.00

Data source: ARCOS (2006-2014) and Defendant Distribution Data (Anda 12/1996 - 1/2015)

Anda, Inc Hydrocodone Shipments to Post Divisadero Medical Phcy, by Strength (Total MME)

Strength Year\	10	Total	Avg. Str
1996	0	**0**	
1997	0	**0**	
1998	0	**0**	
1999	0	**0**	
2000	0	**0**	
2001	0	**0**	
2002	0	**0**	
2003	0	**0**	
2004	0	**0**	
2005	0	**0**	
2006	0	**0**	
2007	3,027	**3,027**	10.00
2008	0	**0**	
2009	0	**0**	
2010	0	**0**	
2011	0	**0**	
2012	0	**0**	
2013	0	**0**	
2014	0	**0**	
2015	0	**0**	
2016	0	**0**	
2017	0	**0**	
2018	0	**0**	
2019	0	**0**	
Total	**3,027**	**3,027**	10.00

Data source: ARCOS (2006-2014) and Defendant Distribution Data (Anda 12/1996 - 1/2015)

Anda, Inc Hydrocodone Shipments to Post Divisadero Medical Phcy, by Strength
(Total Drug Base Weight in Milligram)

Strength Year\	10	Total	Avg. Str
1996	0	**0**	
1997	0	**0**	
1998	0	**0**	
1999	0	**0**	
2000	0	**0**	
2001	0	**0**	
2002	0	**0**	
2003	0	**0**	
2004	0	**0**	
2005	0	**0**	
2006	0	**0**	
2007	3,027	**3,027**	10.00
2008	0	**0**	
2009	0	**0**	
2010	0	**0**	
2011	0	**0**	
2012	0	**0**	
2013	0	**0**	
2014	0	**0**	
2015	0	**0**	
2016	0	**0**	
2017	0	**0**	
2018	0	**0**	
2019	0	**0**	
Total	**3,027**	**3,027**	10.00

Data source: ARCOS (2006-2014) and Defendant Distribution Data (Anda 12/1996 - 1/2015)

Safeway Pharmacy #0985 (10/2004 to 12/2018)
DEA: BS1746986
2350 Noriega Street
San Francisco, CA 94122

Anda, Inc Hydrocodone Shipments to Safeway Pharmacy #0985

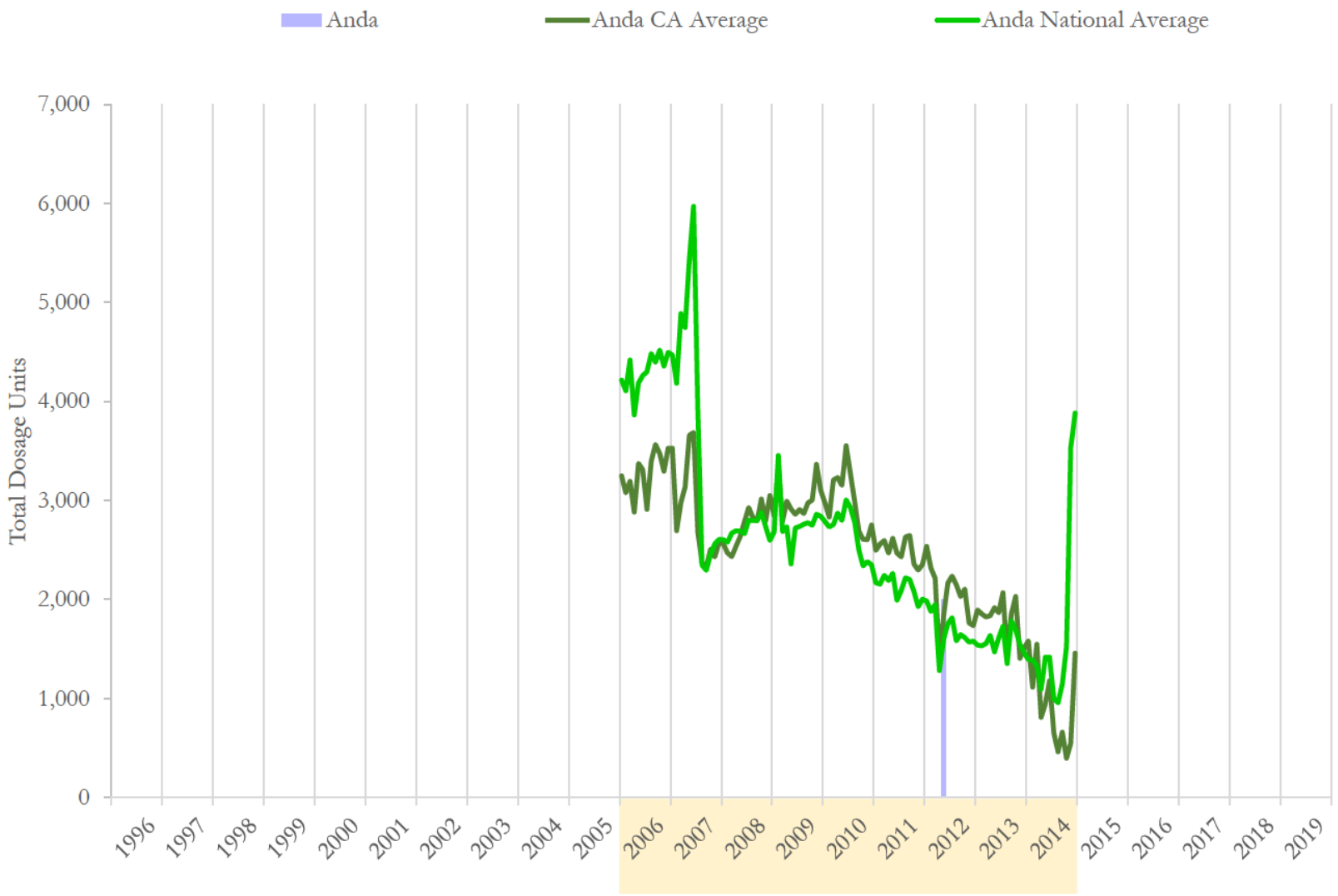

National and state averages reflect hydrocodone shipped from Anda, Inc to all active pharmacies each month.
Data source: ARCOS (2006-2014) and Defendant Distribution Data (Anda 12/1996 - 1/2015)

Safeway Pharmacy #0985 (10/2004 to 12/2018)
DEA: BS1746986
2350 Noriega Street
San Francisco, CA 94122

Anda, Inc Hydrocodone Shipments to Safeway Pharmacy #0985

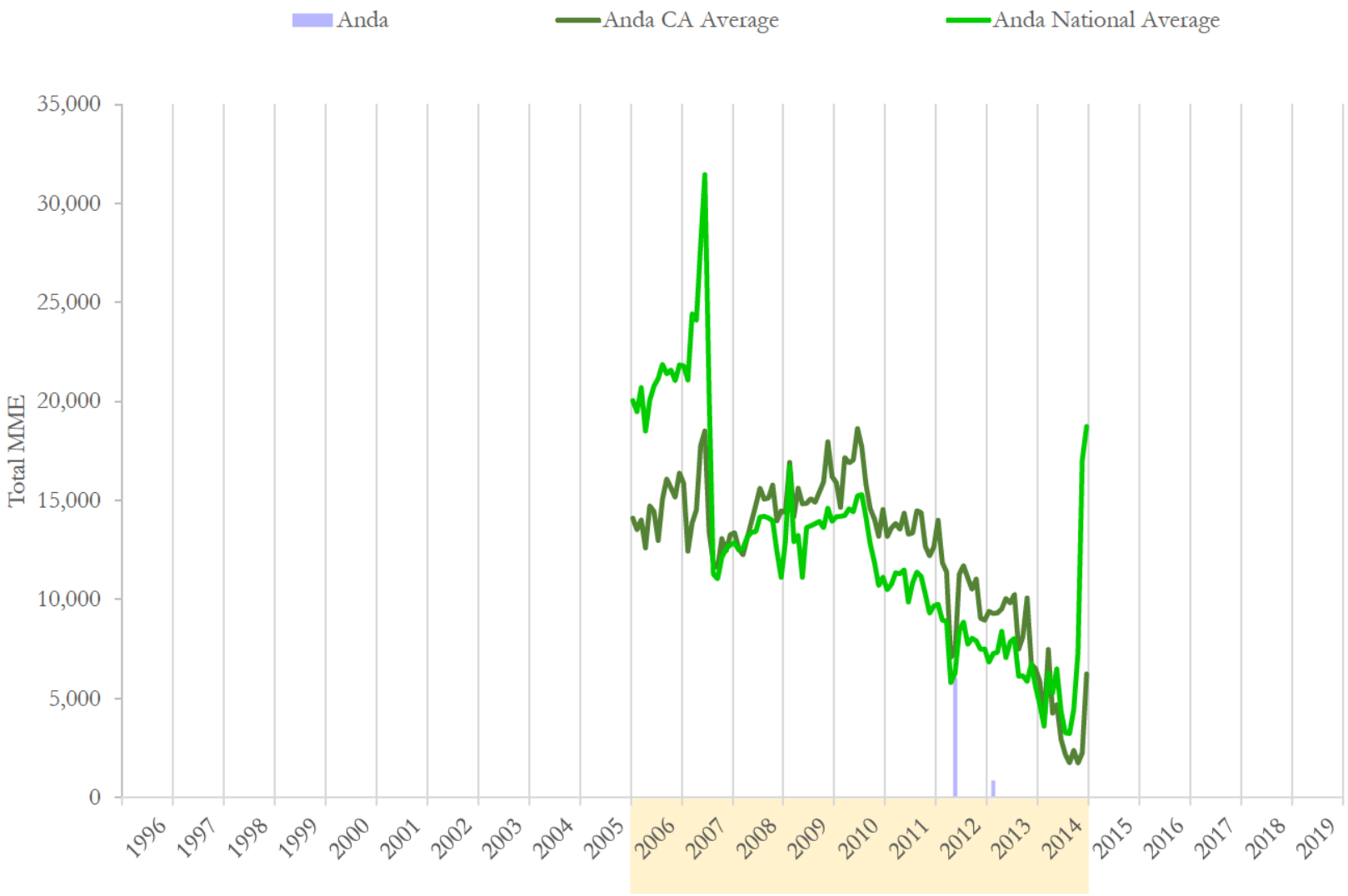

National and state averages reflect hydrocodone shipped from Anda, Inc to all active pharmacies each month.
Data source: ARCOS (2006-2014) and Defendant Distribution Data (Anda 12/1996 - 1/2015)

Safeway Pharmacy #0985 (10/2004 to 12/2018)
DEA: BS1746986
2350 Noriega Street
San Francisco, CA 94122

Anda, Inc Hydrocodone Shipments to Safeway Pharmacy #0985

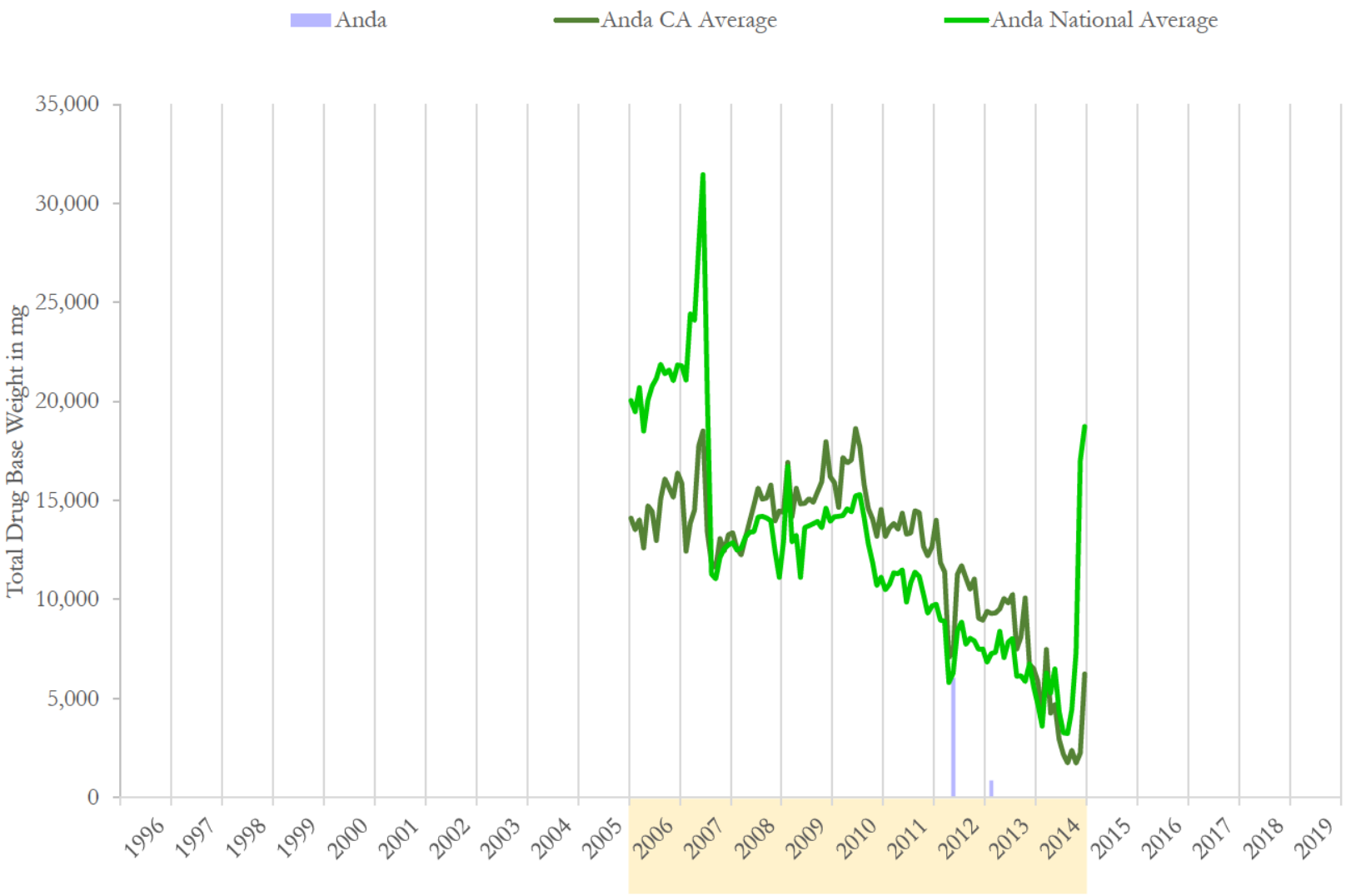

National and state averages reflect hydrocodone shipped from Anda, Inc to all active pharmacies each month.
Data source: ARCOS (2006-2014) and Defendant Distribution Data (Anda 12/1996 - 1/2015)

Anda, Inc Hydrocodone Shipments to Safeway Pharmacy #0985

	Dosage Units		MME		Drug Base Weight in mg	
Date	Anda	% Change	Anda	% Change	Anda	% Change
01/2012	0	n/a	0	n/a	0	n/a
02/2012	0	n/a	0	n/a	0	n/a
03/2012	0	n/a	0	n/a	0	n/a
04/2012	0	n/a	0	n/a	0	n/a
05/2012	2,000	n/a	6,054	n/a	6,054	n/a
06/2012	0	-100.0%	0	-100.0%	0	-100.0%
07/2012	0	n/a	0	n/a	0	n/a
08/2012	0	n/a	0	n/a	0	n/a
09/2012	0	n/a	0	n/a	0	n/a
10/2012	0	n/a	0	n/a	0	n/a
11/2012	0	n/a	0	n/a	0	n/a
12/2012	0	n/a	0	n/a	0	n/a
01/2013	0	n/a	0	n/a	0	n/a
02/2013	0	n/a	859	n/a	859	n/a
03/2013	0	n/a	0	-100.0%	0	-100.0%
04/2013	0	n/a	0	n/a	0	n/a
05/2013	0	n/a	0	n/a	0	n/a
06/2013	0	n/a	0	n/a	0	n/a
07/2013	0	n/a	0	n/a	0	n/a
08/2013	0	n/a	0	n/a	0	n/a
09/2013	0	n/a	0	n/a	0	n/a
10/2013	0	n/a	0	n/a	0	n/a
11/2013	0	n/a	0	n/a	0	n/a
12/2013	0	n/a	0	n/a	0	n/a

Data source: ARCOS (2006-2014) and Defendant Distribution Data (Anda 12/1996 - 1/2015)

Safeway Pharmacy #0985 (10/2004 to 12/2018)
DEA: BS1746986
2350 Noriega Street
San Francisco, CA 94122

Anda, Inc Hydrocodone Shipments to Safeway Pharmacy #0985

	Dosage Units		MME		Drug Base Weight in mg	
Date	**Anda**	**% Change**	**Anda**	**% Change**	**Anda**	**% Change**
1996	0		0		0	
1997	0	n/a	0	n/a	0	n/a
1998	0	n/a	0	n/a	0	n/a
1999	0	n/a	0	n/a	0	n/a
2000	0	n/a	0	n/a	0	n/a
2001	0	n/a	0	n/a	0	n/a
2002	0	n/a	0	n/a	0	n/a
2003	0	n/a	0	n/a	0	n/a
2004	0	n/a	0	n/a	0	n/a
2005	0	n/a	0	n/a	0	n/a
2006	0	n/a	0	n/a	0	n/a
2007	0	n/a	0	n/a	0	n/a
2008	0	n/a	0	n/a	0	n/a
2009	0	n/a	0	n/a	0	n/a
2010	0	n/a	0	n/a	0	n/a
2011	0	n/a	0	n/a	0	n/a
2012	2,000	n/a	6,054	n/a	6,054	n/a
2013	0	-100.0%	859	-85.8%	859	-85.8%
2014	0	n/a	0	-100.0%	0	-100.0%
2015	0	n/a	0	n/a	0	n/a
2016	0	n/a	0	n/a	0	n/a
2017	0	n/a	0	n/a	0	n/a
2018	0	n/a	0	n/a	0	n/a
2019	0	n/a	0	n/a	0	n/a
Total	**2,000**		**6,913**		**6,913**	

Data source: ARCOS (2006-2014) and Defendant Distribution Data (Anda 12/1996 - 1/2015)

Safeway Pharmacy #0985 (10/2004 to 12/2018)
DEA: BS1746986
2350 Noriega Street
San Francisco, CA 94122

Anda, Inc Hydrocodone Shipments to Safeway Pharmacy #0985, by Strength

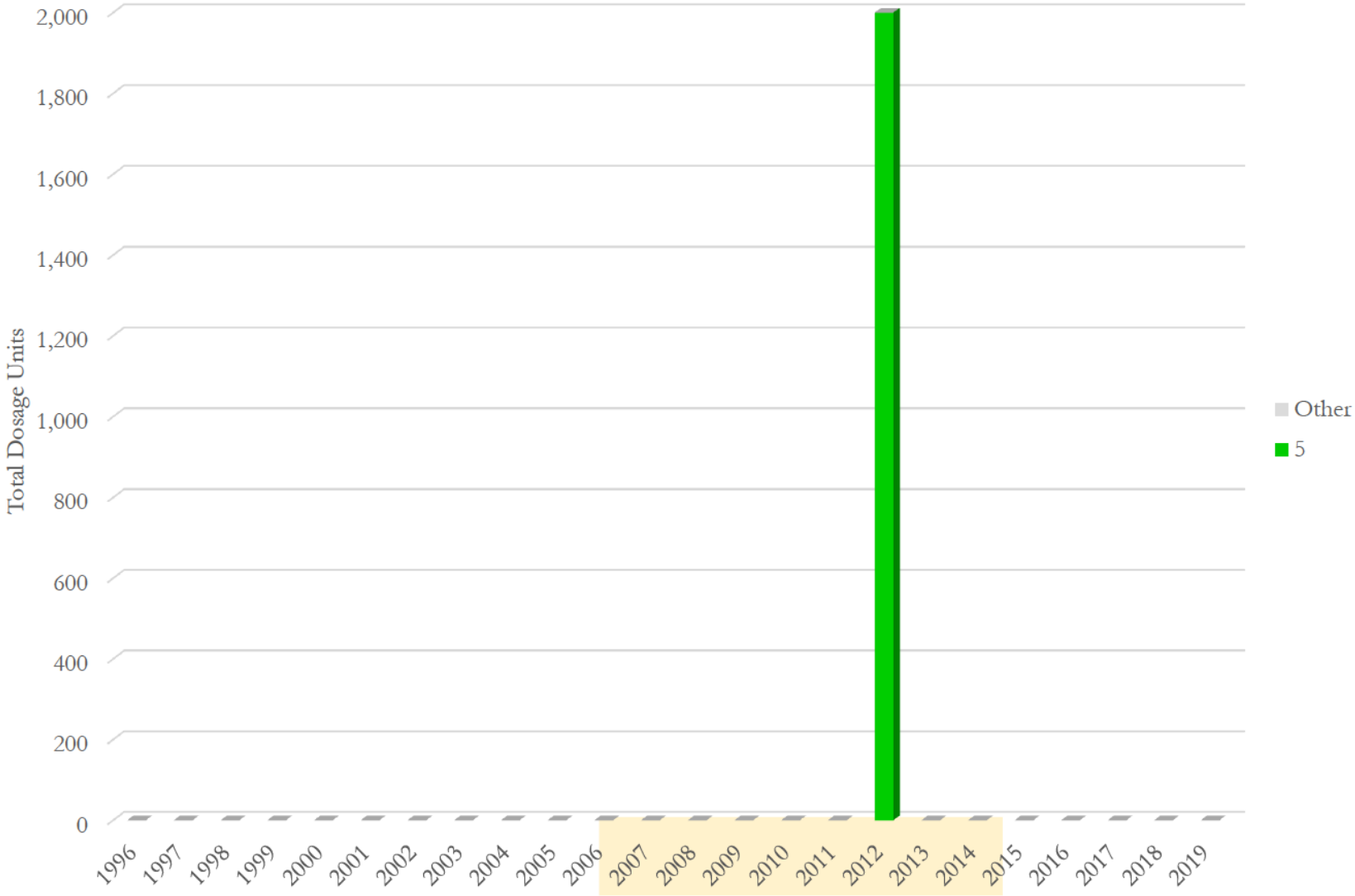

Data source: ARCOS (2006-2014) and Defendant Distribution Data (Anda 12/1996 - 1/2015)

Safeway Pharmacy #0985 (10/2004 to 12/2018)
DEA: BS1746986
2350 Noriega Street
San Francisco, CA 94122

Anda, Inc Hydrocodone Shipments to Safeway Pharmacy #0985, by Strength

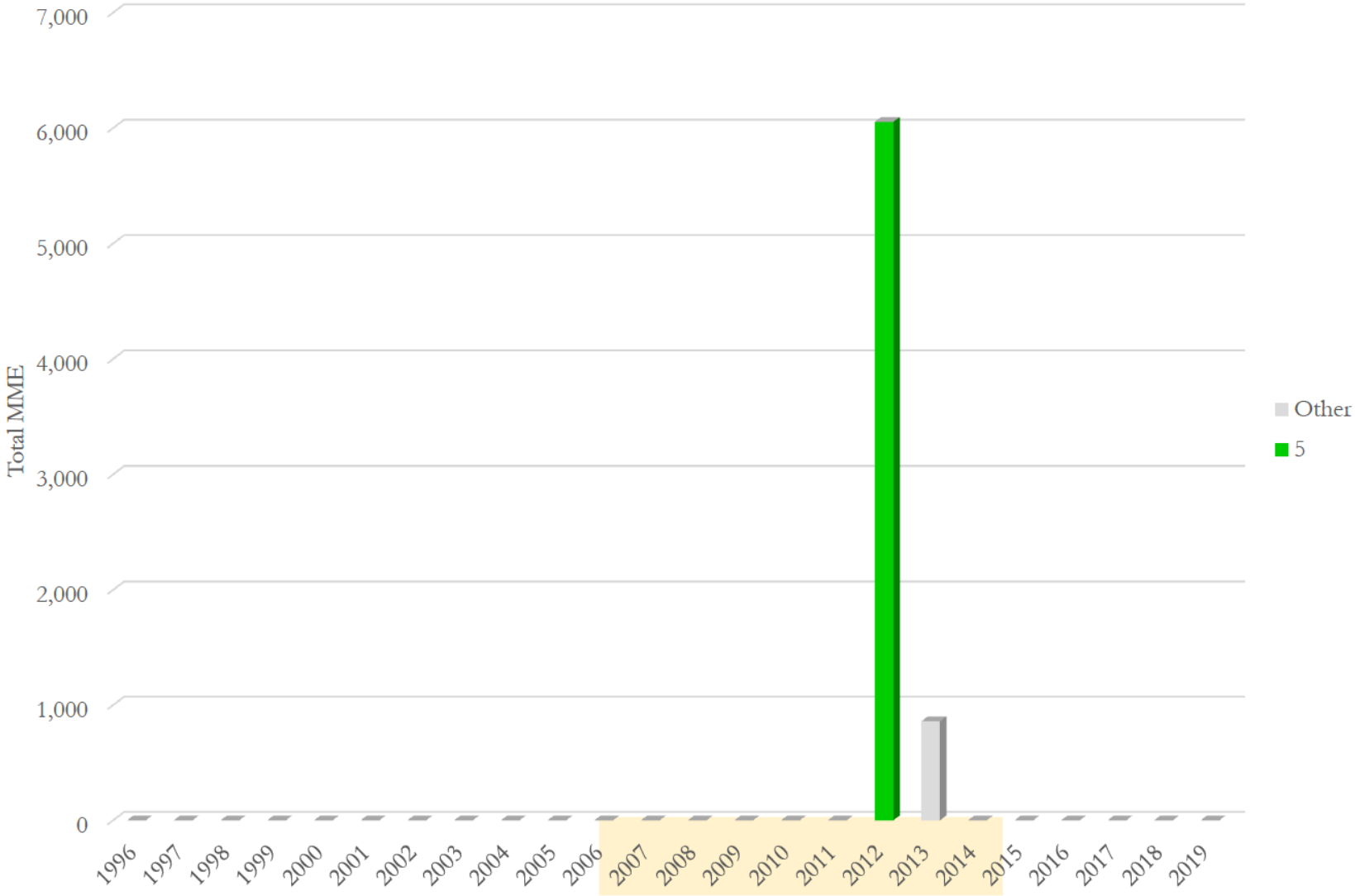

Data source: ARCOS (2006-2014) and Defendant Distribution Data (Anda 12/1996 - 1/2015)

Safeway Pharmacy #0985 (10/2004 to 12/2018)
DEA: BS1746986
2350 Noriega Street
San Francisco, CA 94122

Anda, Inc Hydrocodone Shipments to Safeway Pharmacy #0985, by Strength

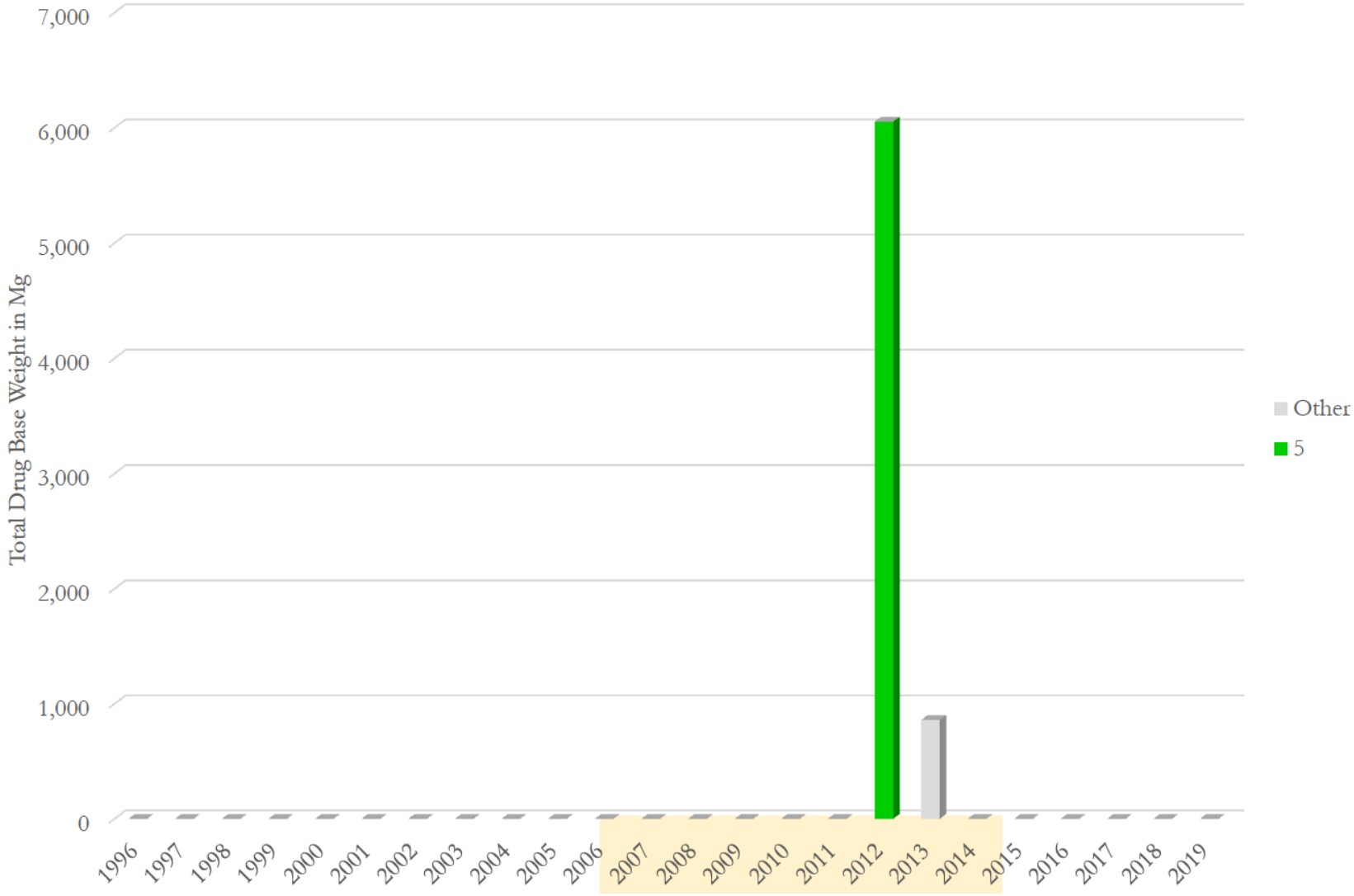

Data source: ARCOS (2006-2014) and Defendant Distribution Data (Anda 12/1996 - 1/2015)

Anda, Inc Hydrocodone Shipments to Safeway Pharmacy #0985, by Strength
(Total Dosage Units)

Strength Year\	5	Other	Total	Avg. Str
1996	0	0	**0**	
1997	0	0	**0**	
1998	0	0	**0**	
1999	0	0	**0**	
2000	0	0	**0**	
2001	0	0	**0**	
2002	0	0	**0**	
2003	0	0	**0**	
2004	0	0	**0**	
2005	0	0	**0**	
2006	0	0	**0**	
2007	0	0	**0**	
2008	0	0	**0**	
2009	0	0	**0**	
2010	0	0	**0**	
2011	0	0	**0**	
2012	2,000	0	**2,000**	5.00
2013	0	0	**0**	
2014	0	0	**0**	
2015	0	0	**0**	
2016	0	0	**0**	
2017	0	0	**0**	
2018	0	0	**0**	
2019	0	0	**0**	
Total	**2,000**	**0**	**2,000**	5.00

Data source: ARCOS (2006-2014) and Defendant Distribution Data (Anda 12/1996 - 1/2015)

Safeway Pharmacy #0985 (10/2004 to 12/2018)
DEA: BS1746986
2350 Noriega Street
San Francisco, CA 94122

Anda, Inc Hydrocodone Shipments to Safeway Pharmacy #0985, by Strength (Total MME)

Strength Year\	5	Other	Total	Avg. Str
1996	0	0	**0**	
1997	0	0	**0**	
1998	0	0	**0**	
1999	0	0	**0**	
2000	0	0	**0**	
2001	0	0	**0**	
2002	0	0	**0**	
2003	0	0	**0**	
2004	0	0	**0**	
2005	0	0	**0**	
2006	0	0	**0**	
2007	0	0	**0**	
2008	0	0	**0**	
2009	0	0	**0**	
2010	0	0	**0**	
2011	0	0	**0**	
2012	6,054	0	**6,054**	5.00
2013	0	859	**859**	
2014	0	0	**0**	
2015	0	0	**0**	
2016	0	0	**0**	
2017	0	0	**0**	
2018	0	0	**0**	
2019	0	0	**0**	
Total	**6,054**	**859**	**6,913**	5.00

Data source: ARCOS (2006-2014) and Defendant Distribution Data (Anda 12/1996 - 1/2015)

Anda, Inc Hydrocodone Shipments to Safeway Pharmacy #0985, by Strength
(Total Drug Base Weight in Milligram)

Strength Year\	5	Other	Total	Avg. Str
1996	0	0	**0**	
1997	0	0	**0**	
1998	0	0	**0**	
1999	0	0	**0**	
2000	0	0	**0**	
2001	0	0	**0**	
2002	0	0	**0**	
2003	0	0	**0**	
2004	0	0	**0**	
2005	0	0	**0**	
2006	0	0	**0**	
2007	0	0	**0**	
2008	0	0	**0**	
2009	0	0	**0**	
2010	0	0	**0**	
2011	0	0	**0**	
2012	6,054	0	**6,054**	5.00
2013	0	859	**859**	
2014	0	0	**0**	
2015	0	0	**0**	
2016	0	0	**0**	
2017	0	0	**0**	
2018	0	0	**0**	
2019	0	0	**0**	
Total	**6,054**	**859**	**6,913**	5.00

Data source: ARCOS (2006-2014) and Defendant Distribution Data (Anda 12/1996 - 1/2015)

Parnassus Heights Pharmacy (6/2002 to 12/2018)
DEA: BP8692899
350 Parnassus Ave, Suite 100
San Francisco, CA 94117

Anda, Inc Hydrocodone Shipments to Parnassus Heights Pharmacy

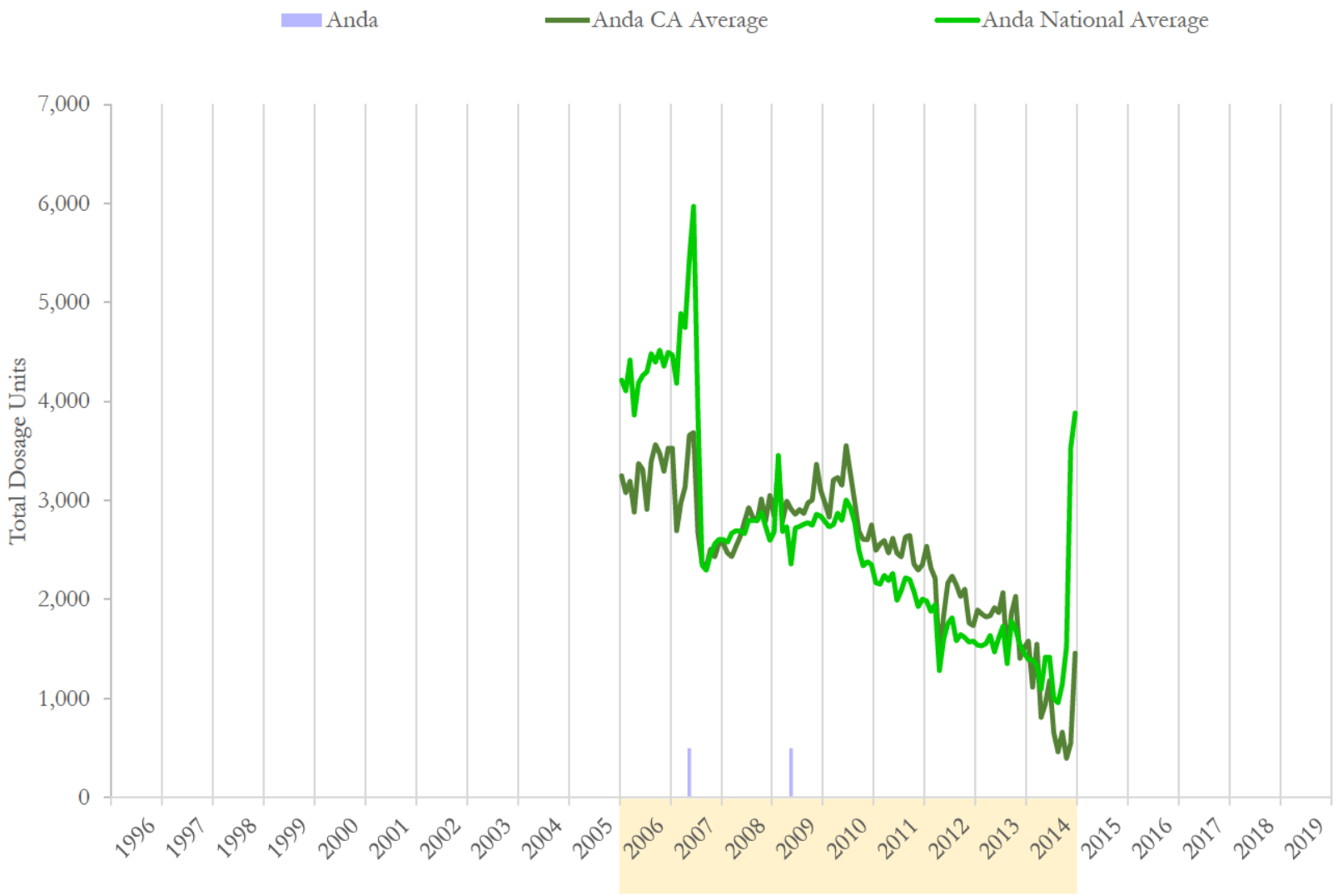

National and state averages reflect hydrocodone shipped from Anda, Inc to all active pharmacies each month.
Data source: ARCOS (2006-2014) and Defendant Distribution Data (Anda 12/1996 - 1/2015)

Parnassus Heights Pharmacy (6/2002 to 12/2018)
DEA: BP8692899
350 Parnassus Ave, Suite 100
San Francisco, CA 94117

Anda, Inc Hydrocodone Shipments to Parnassus Heights Pharmacy

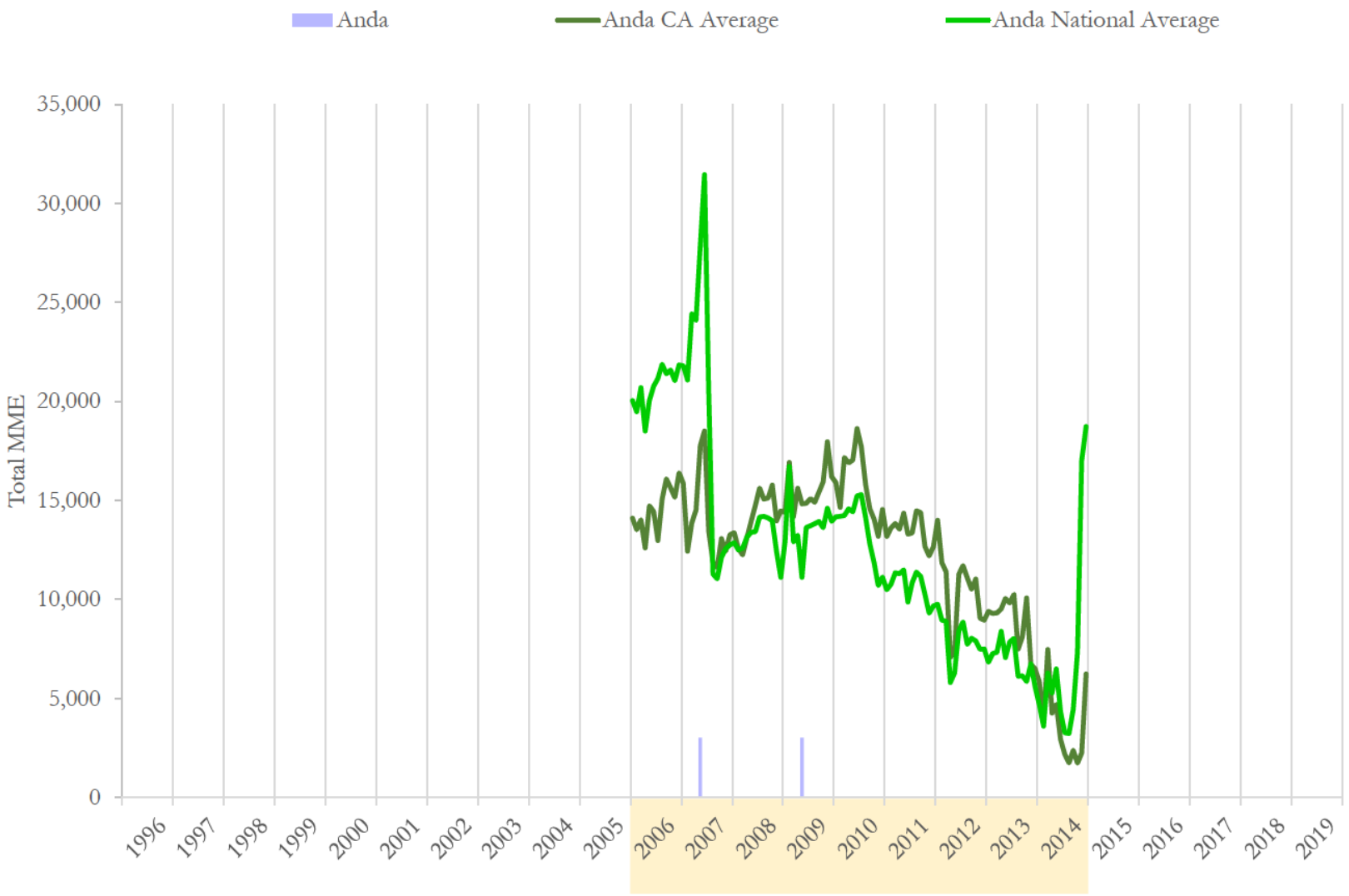

National and state averages reflect hydrocodone shipped from Anda, Inc to all active pharmacies each month.
Data source: ARCOS (2006-2014) and Defendant Distribution Data (Anda 12/1996 - 1/2015)

Parnassus Heights Pharmacy (6/2002 to 12/2018)
DEA: BP8692899
350 Parnassus Ave, Suite 100
San Francisco, CA 94117

Anda, Inc Hydrocodone Shipments to Parnassus Heights Pharmacy

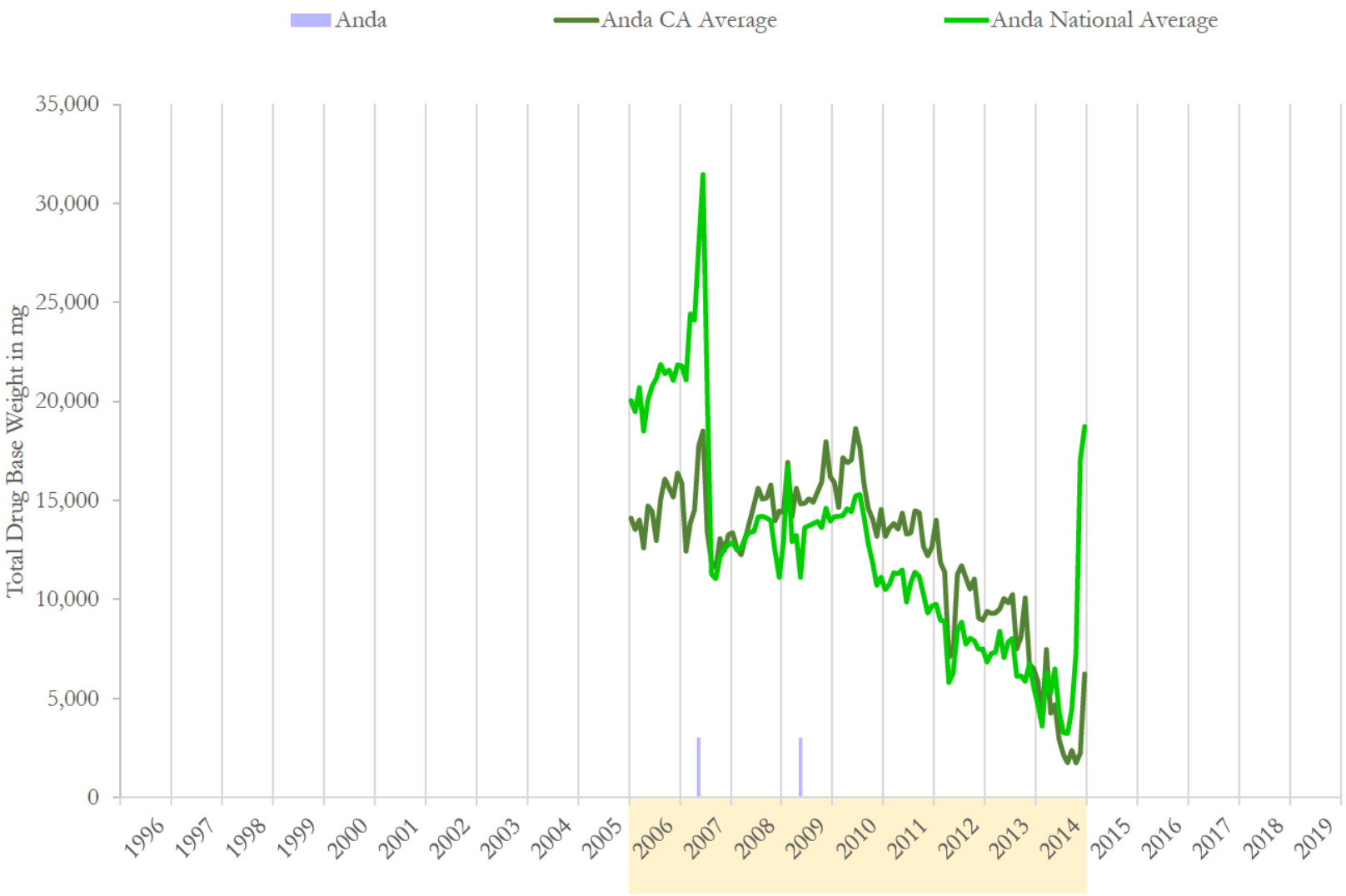

National and state averages reflect hydrocodone shipped from Anda, Inc to all active pharmacies each month.
Data source: ARCOS (2006-2014) and Defendant Distribution Data (Anda 12/1996 - 1/2015)

Parnassus Heights Pharmacy (6/2002 to 12/2018)
DEA: BP8692899
350 Parnassus Ave, Suite 100
San Francisco, CA 94117

Anda, Inc Hydrocodone Shipments to Parnassus Heights Pharmacy

	Dosage Units		MME		Drug Base Weight in mg	
Date	Anda	% Change	Anda	% Change	Anda	% Change
01/2006	0	n/a	0	n/a	0	n/a
02/2006	0	n/a	0	n/a	0	n/a
03/2006	0	n/a	0	n/a	0	n/a
04/2006	0	n/a	0	n/a	0	n/a
05/2006	0	n/a	0	n/a	0	n/a
06/2006	0	n/a	0	n/a	0	n/a
07/2006	0	n/a	0	n/a	0	n/a
08/2006	0	n/a	0	n/a	0	n/a
09/2006	0	n/a	0	n/a	0	n/a
10/2006	0	n/a	0	n/a	0	n/a
11/2006	0	n/a	0	n/a	0	n/a
12/2006	0	n/a	0	n/a	0	n/a
01/2007	0	n/a	0	n/a	0	n/a
02/2007	0	n/a	0	n/a	0	n/a
03/2007	0	n/a	0	n/a	0	n/a
04/2007	0	n/a	0	n/a	0	n/a
05/2007	500	n/a	3,027	n/a	3,027	n/a
06/2007	0	-100.0%	0	-100.0%	0	-100.0%
07/2007	0	n/a	0	n/a	0	n/a
08/2007	0	n/a	0	n/a	0	n/a
09/2007	0	n/a	0	n/a	0	n/a
10/2007	0	n/a	0	n/a	0	n/a
11/2007	0	n/a	0	n/a	0	n/a
12/2007	0	n/a	0	n/a	0	n/a

Data source: ARCOS (2006-2014) and Defendant Distribution Data (Anda 12/1996 - 1/2015)

Parnassus Heights Pharmacy (6/2002 to 12/2018)
DEA: BP8692899
350 Parnassus Ave, Suite 100
San Francisco, CA 94117

Anda, Inc Hydrocodone Shipments to Parnassus Heights Pharmacy

	Dosage Units		MME		Drug Base Weight in mg	
Date	Anda	% Change	Anda	% Change	Anda	% Change
01/2008	0	n/a	0	n/a	0	n/a
02/2008	0	n/a	0	n/a	0	n/a
03/2008	0	n/a	0	n/a	0	n/a
04/2008	0	n/a	0	n/a	0	n/a
05/2008	0	n/a	0	n/a	0	n/a
06/2008	0	n/a	0	n/a	0	n/a
07/2008	0	n/a	0	n/a	0	n/a
08/2008	0	n/a	0	n/a	0	n/a
09/2008	0	n/a	0	n/a	0	n/a
10/2008	0	n/a	0	n/a	0	n/a
11/2008	0	n/a	0	n/a	0	n/a
12/2008	0	n/a	0	n/a	0	n/a
01/2009	0	n/a	0	n/a	0	n/a
02/2009	0	n/a	0	n/a	0	n/a
03/2009	0	n/a	0	n/a	0	n/a
04/2009	0	n/a	0	n/a	0	n/a
05/2009	500	n/a	3,027	n/a	3,027	n/a
06/2009	0	-100.0%	0	-100.0%	0	-100.0%
07/2009	0	n/a	0	n/a	0	n/a
08/2009	0	n/a	0	n/a	0	n/a
09/2009	0	n/a	0	n/a	0	n/a
10/2009	0	n/a	0	n/a	0	n/a
11/2009	0	n/a	0	n/a	0	n/a
12/2009	0	n/a	0	n/a	0	n/a

Data source: ARCOS (2006-2014) and Defendant Distribution Data (Anda 12/1996 - 1/2015)

Parnassus Heights Pharmacy (6/2002 to 12/2018)
DEA: BP8692899
350 Parnassus Ave, Suite 100
San Francisco, CA 94117

Anda, Inc Hydrocodone Shipments to Parnassus Heights Pharmacy

	Dosage Units		MME		Drug Base Weight in mg	
Date	**Anda**	**% Change**	**Anda**	**% Change**	**Anda**	**% Change**
1996	0		0		0	
1997	0	n/a	0	n/a	0	n/a
1998	0	n/a	0	n/a	0	n/a
1999	0	n/a	0	n/a	0	n/a
2000	0	n/a	0	n/a	0	n/a
2001	0	n/a	0	n/a	0	n/a
2002	0	n/a	0	n/a	0	n/a
2003	0	n/a	0	n/a	0	n/a
2004	0	n/a	0	n/a	0	n/a
2005	0	n/a	0	n/a	0	n/a
2006	0	n/a	0	n/a	0	n/a
2007	500	n/a	3,027	n/a	3,027	n/a
2008	0	-100.0%	0	-100.0%	0	-100.0%
2009	500	n/a	3,027	n/a	3,027	n/a
2010	0	-100.0%	0	-100.0%	0	-100.0%
2011	0	n/a	0	n/a	0	n/a
2012	0	n/a	0	n/a	0	n/a
2013	0	n/a	0	n/a	0	n/a
2014	0	n/a	0	n/a	0	n/a
2015	0	n/a	0	n/a	0	n/a
2016	0	n/a	0	n/a	0	n/a
2017	0	n/a	0	n/a	0	n/a
2018	0	n/a	0	n/a	0	n/a
2019	0	n/a	0	n/a	0	n/a
Total	**1,000**		**6,054**		**6,054**	

Data source: ARCOS (2006-2014) and Defendant Distribution Data (Anda 12/1996 - 1/2015)

Parnassus Heights Pharmacy (6/2002 to 12/2018)
DEA: BP8692899
350 Parnassus Ave, Suite 100
San Francisco, CA 94117

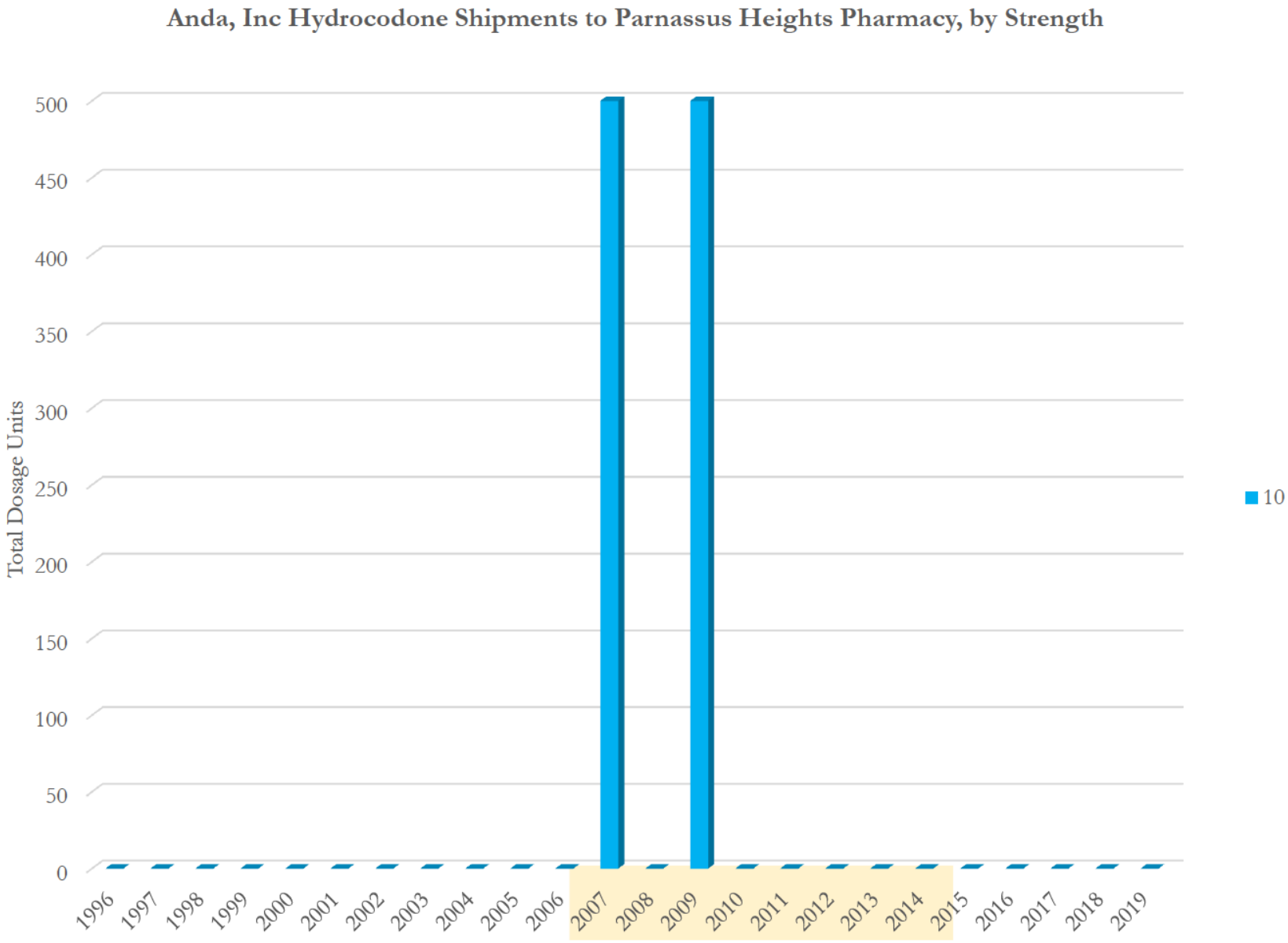

Data source: ARCOS (2006-2014) and Defendant Distribution Data (Anda 12/1996 - 1/2015)

Parnassus Heights Pharmacy (6/2002 to 12/2018)
DEA: BP8692899
350 Parnassus Ave, Suite 100
San Francisco, CA 94117

Anda, Inc Hydrocodone Shipments to Parnassus Heights Pharmacy, by Strength

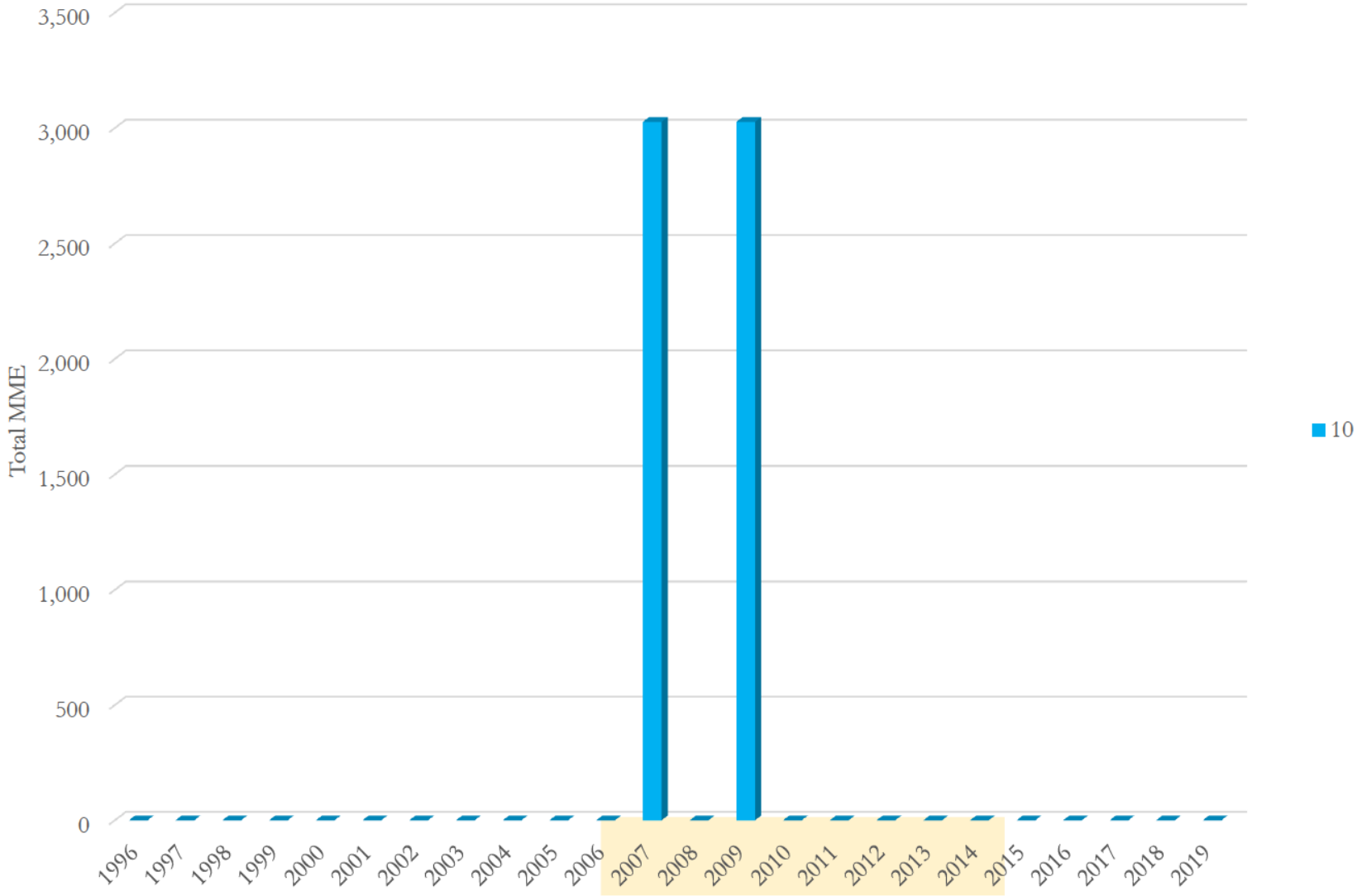

Data source: ARCOS (2006-2014) and Defendant Distribution Data (Anda 12/1996 - 1/2015)

Parnassus Heights Pharmacy (6/2002 to 12/2018)
DEA: BP8692899
350 Parnassus Ave, Suite 100
San Francisco, CA 94117

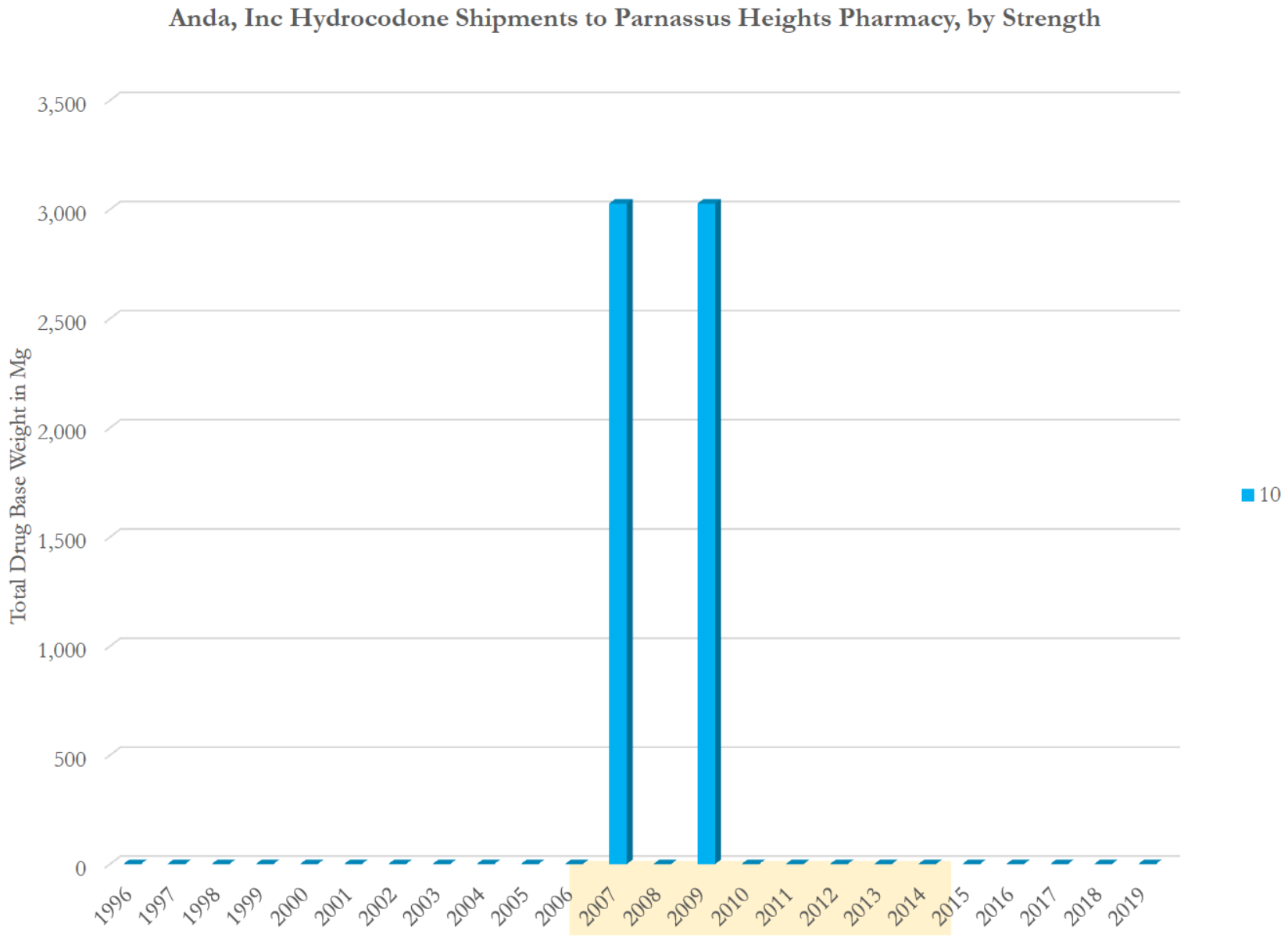

Data source: ARCOS (2006-2014) and Defendant Distribution Data (Anda 12/1996 - 1/2015)

Parnassus Heights Pharmacy (6/2002 to 12/2018)
DEA: BP8692899
350 Parnassus Ave, Suite 100
San Francisco, CA 94117

Anda, Inc Hydrocodone Shipments to Parnassus Heights Pharmacy, by Strength
(Total Dosage Units)

Strength Year\	10	Total	Avg. Str
1996	0	**0**	
1997	0	**0**	
1998	0	**0**	
1999	0	**0**	
2000	0	**0**	
2001	0	**0**	
2002	0	**0**	
2003	0	**0**	
2004	0	**0**	
2005	0	**0**	
2006	0	**0**	
2007	500	**500**	10.00
2008	0	**0**	
2009	500	**500**	10.00
2010	0	**0**	
2011	0	**0**	
2012	0	**0**	
2013	0	**0**	
2014	0	**0**	
2015	0	**0**	
2016	0	**0**	
2017	0	**0**	
2018	0	**0**	
2019	0	**0**	
Total	**1,000**	**1,000**	10.00

Data source: ARCOS (2006-2014) and Defendant Distribution Data (Anda 12/1996 - 1/2015)

Anda, Inc Hydrocodone Shipments to Parnassus Heights Pharmacy, by Strength
(Total MME)

Strength Year\	10	Total	Avg. Str
1996	0	**0**	
1997	0	**0**	
1998	0	**0**	
1999	0	**0**	
2000	0	**0**	
2001	0	**0**	
2002	0	**0**	
2003	0	**0**	
2004	0	**0**	
2005	0	**0**	
2006	0	**0**	
2007	3,027	**3,027**	10.00
2008	0	**0**	
2009	3,027	**3,027**	10.00
2010	0	**0**	
2011	0	**0**	
2012	0	**0**	
2013	0	**0**	
2014	0	**0**	
2015	0	**0**	
2016	0	**0**	
2017	0	**0**	
2018	0	**0**	
2019	0	**0**	
Total	**6,054**	**6,054**	10.00

Data source: ARCOS (2006-2014) and Defendant Distribution Data (Anda 12/1996 - 1/2015)

Anda, Inc Hydrocodone Shipments to Parnassus Heights Pharmacy, by Strength
(Total Drug Base Weight in Milligram)

Strength Year\	10	Total	Avg. Str
1996	0	**0**	
1997	0	**0**	
1998	0	**0**	
1999	0	**0**	
2000	0	**0**	
2001	0	**0**	
2002	0	**0**	
2003	0	**0**	
2004	0	**0**	
2005	0	**0**	
2006	0	**0**	
2007	3,027	**3,027**	10.00
2008	0	**0**	
2009	3,027	**3,027**	10.00
2010	0	**0**	
2011	0	**0**	
2012	0	**0**	
2013	0	**0**	
2014	0	**0**	
2015	0	**0**	
2016	0	**0**	
2017	0	**0**	
2018	0	**0**	
2019	0	**0**	
Total	**6,054**	**6,054**	10.00

Data source: ARCOS (2006-2014) and Defendant Distribution Data (Anda 12/1996 - 1/2015)

Safeway Pharmacy #0909 (10/2004 to 12/2018)
DEA: BS1780089
730 Taraval Street
San Francisco, CA 94116

Anda, Inc Hydrocodone Shipments to Safeway Pharmacy #0909

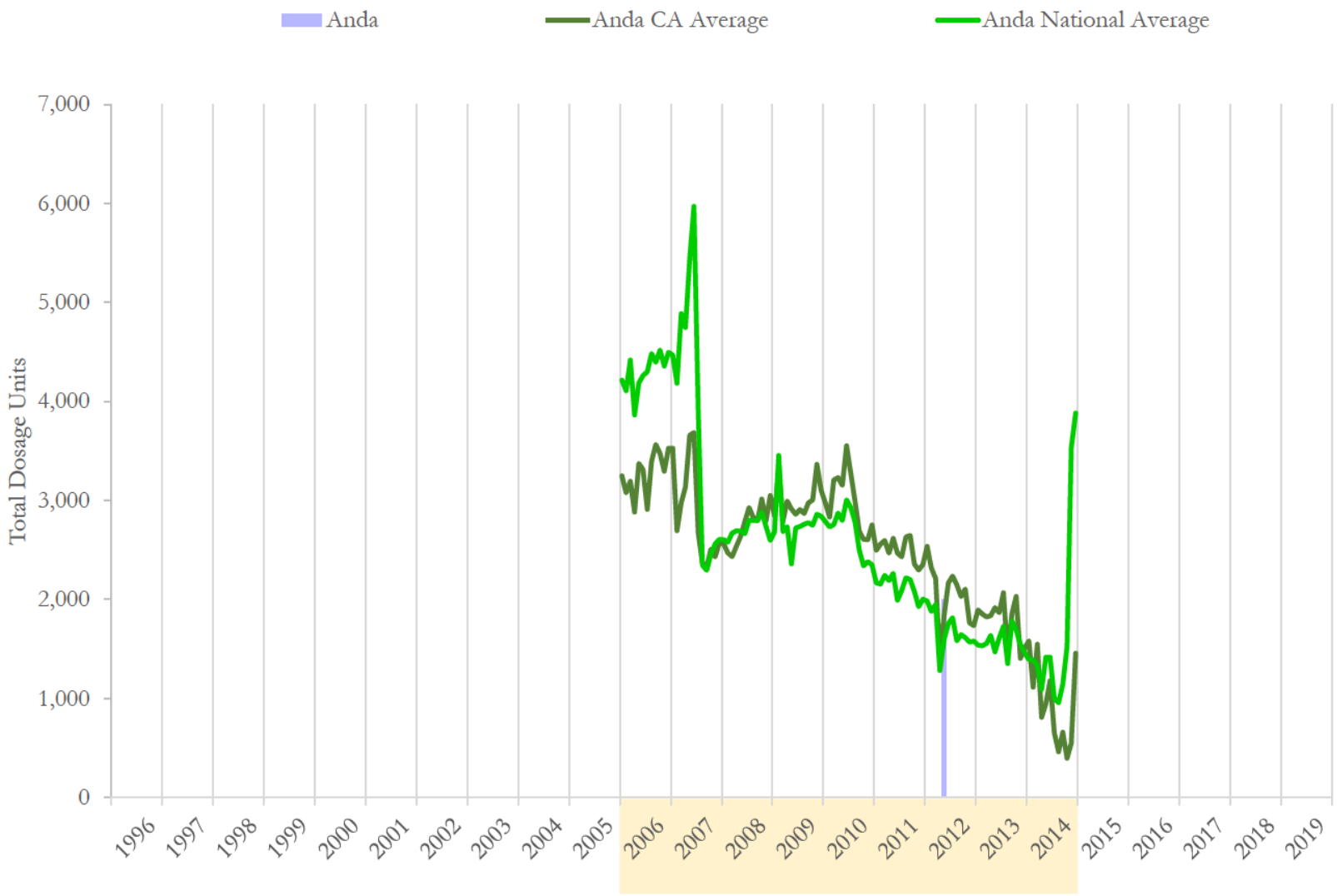

National and state averages reflect hydrocodone shipped from Anda, Inc to all active pharmacies each month.
Data source: ARCOS (2006-2014) and Defendant Distribution Data (Anda 12/1996 - 1/2015)

Safeway Pharmacy #0909 (10/2004 to 12/2018)
DEA: BS1780089
730 Taraval Street
San Francisco, CA 94116

Anda, Inc Hydrocodone Shipments to Safeway Pharmacy #0909

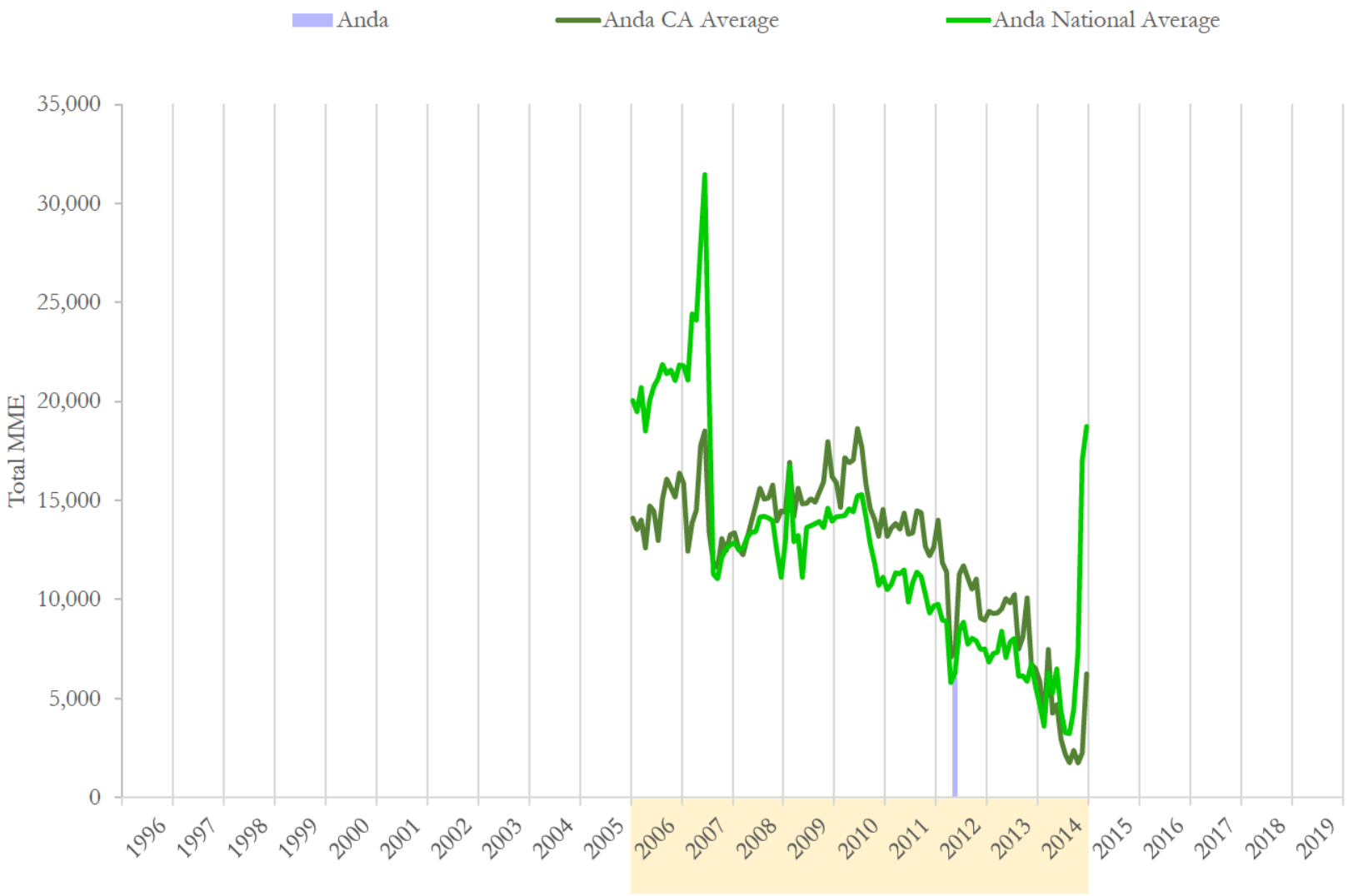

National and state averages reflect hydrocodone shipped from Anda, Inc to all active pharmacies each month.
Data source: ARCOS (2006-2014) and Defendant Distribution Data (Anda 12/1996 - 1/2015)

Safeway Pharmacy #0909 (10/2004 to 12/2018)
DEA: BS1780089
730 Taraval Street
San Francisco, CA 94116

Anda, Inc Hydrocodone Shipments to Safeway Pharmacy #0909

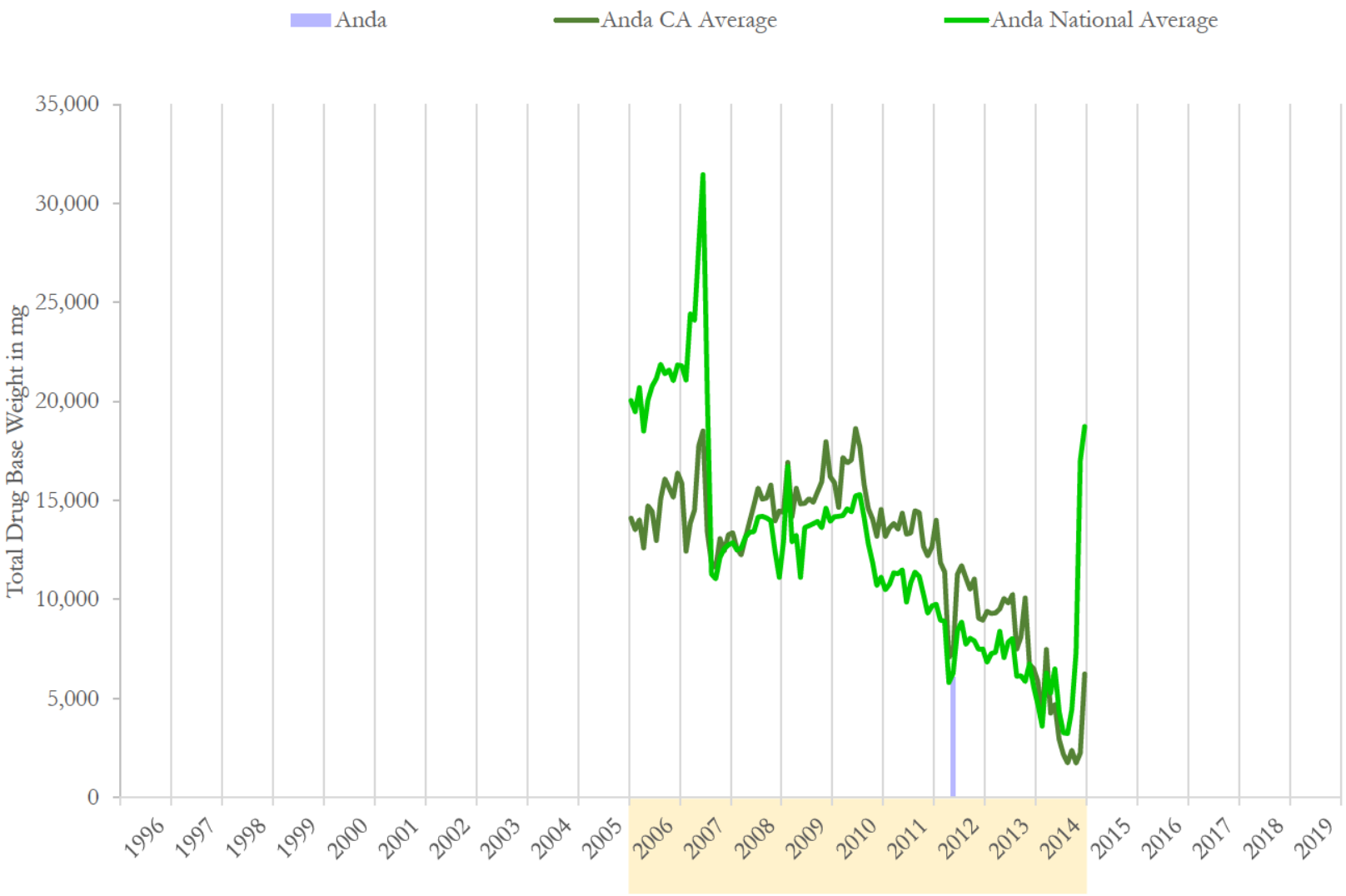

National and state averages reflect hydrocodone shipped from Anda, Inc to all active pharmacies each month.
Data source: ARCOS (2006-2014) and Defendant Distribution Data (Anda 12/1996 - 1/2015)

Safeway Pharmacy #0909 (10/2004 to 12/2018)
DEA: BS1780089
730 Taraval Street
San Francisco, CA 94116

Anda, Inc Hydrocodone Shipments to Safeway Pharmacy #0909

	Dosage Units		MME		Drug Base Weight in mg	
Date	Anda	% Change	Anda	% Change	Anda	% Change
01/2012	0	n/a	0	n/a	0	n/a
02/2012	0	n/a	0	n/a	0	n/a
03/2012	0	n/a	0	n/a	0	n/a
04/2012	0	n/a	0	n/a	0	n/a
05/2012	2,000	n/a	6,054	n/a	6,054	n/a
06/2012	0	-100.0%	0	-100.0%	0	-100.0%
07/2012	0	n/a	0	n/a	0	n/a
08/2012	0	n/a	0	n/a	0	n/a
09/2012	0	n/a	0	n/a	0	n/a
10/2012	0	n/a	0	n/a	0	n/a
11/2012	0	n/a	0	n/a	0	n/a
12/2012	0	n/a	0	n/a	0	n/a
01/2013	0	n/a	0	n/a	0	n/a
02/2013	0	n/a	0	n/a	0	n/a
03/2013	0	n/a	0	n/a	0	n/a
04/2013	0	n/a	0	n/a	0	n/a
05/2013	0	n/a	0	n/a	0	n/a
06/2013	0	n/a	0	n/a	0	n/a
07/2013	0	n/a	0	n/a	0	n/a
08/2013	0	n/a	0	n/a	0	n/a
09/2013	0	n/a	0	n/a	0	n/a
10/2013	0	n/a	0	n/a	0	n/a
11/2013	0	n/a	0	n/a	0	n/a
12/2013	0	n/a	0	n/a	0	n/a

Data source: ARCOS (2006-2014) and Defendant Distribution Data (Anda 12/1996 - 1/2015)

Safeway Pharmacy #0909 (10/2004 to 12/2018)
DEA: BS1780089
730 Taraval Street
San Francisco, CA 94116

Anda, Inc Hydrocodone Shipments to Safeway Pharmacy #0909

	Dosage Units		MME		Drug Base Weight in mg	
Date	**Anda**	**% Change**	**Anda**	**% Change**	**Anda**	**% Change**
1996	0		0		0	
1997	0	n/a	0	n/a	0	n/a
1998	0	n/a	0	n/a	0	n/a
1999	0	n/a	0	n/a	0	n/a
2000	0	n/a	0	n/a	0	n/a
2001	0	n/a	0	n/a	0	n/a
2002	0	n/a	0	n/a	0	n/a
2003	0	n/a	0	n/a	0	n/a
2004	0	n/a	0	n/a	0	n/a
2005	0	n/a	0	n/a	0	n/a
2006	0	n/a	0	n/a	0	n/a
2007	0	n/a	0	n/a	0	n/a
2008	0	n/a	0	n/a	0	n/a
2009	0	n/a	0	n/a	0	n/a
2010	0	n/a	0	n/a	0	n/a
2011	0	n/a	0	n/a	0	n/a
2012	2,000	n/a	6,054	n/a	6,054	n/a
2013	0	-100.0%	0	-100.0%	0	-100.0%
2014	0	n/a	0	n/a	0	n/a
2015	0	n/a	0	n/a	0	n/a
2016	0	n/a	0	n/a	0	n/a
2017	0	n/a	0	n/a	0	n/a
2018	0	n/a	0	n/a	0	n/a
2019	0	n/a	0	n/a	0	n/a
Total	**2,000**		**6,054**		**6,054**	

Data source: ARCOS (2006-2014) and Defendant Distribution Data (Anda 12/1996 - 1/2015)

Safeway Pharmacy #0909 (10/2004 to 12/2018)
DEA: BS1780089
730 Taraval Street
San Francisco, CA 94116

Anda, Inc Hydrocodone Shipments to Safeway Pharmacy #0909, by Strength

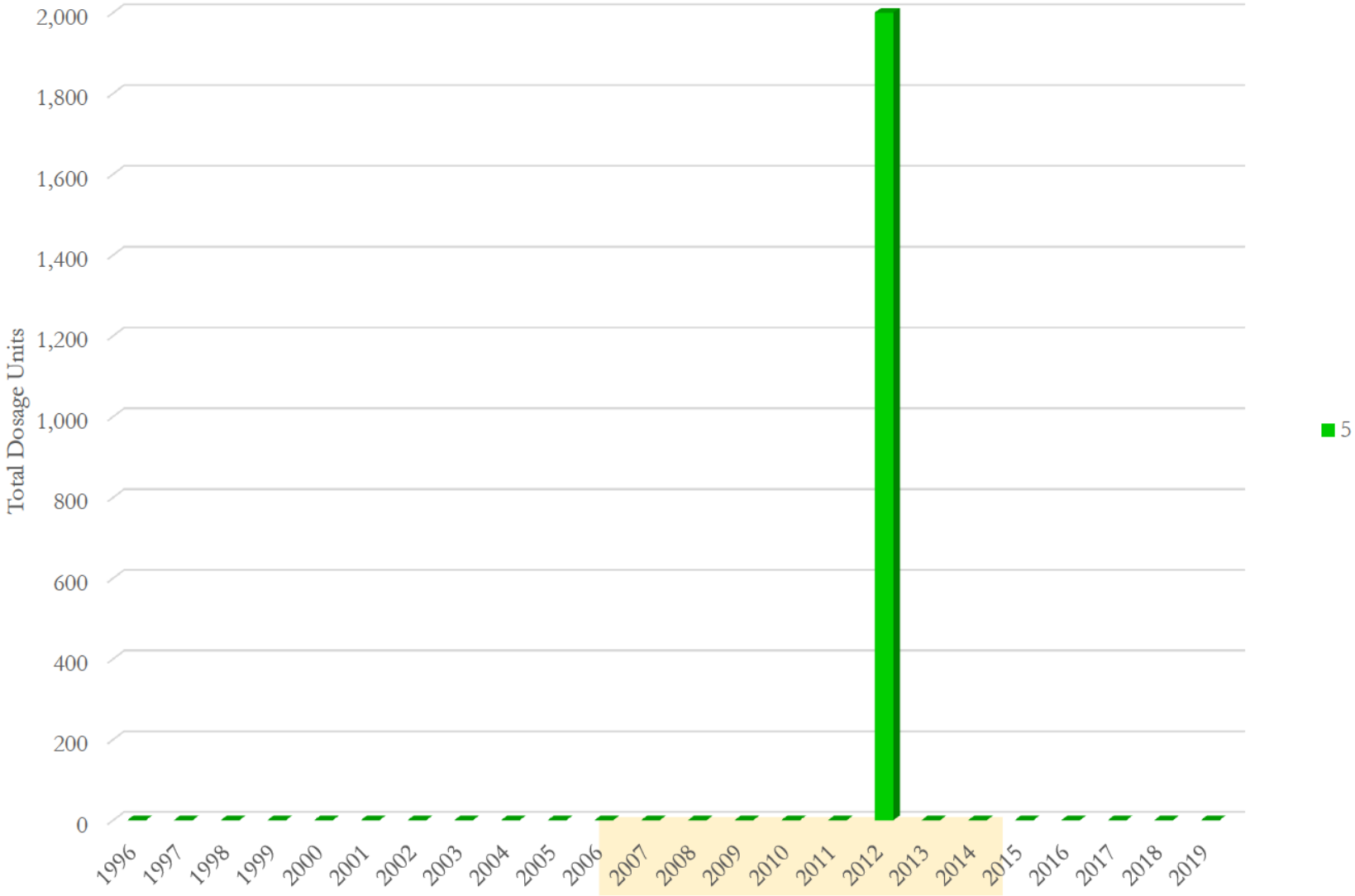

Data source: ARCOS (2006-2014) and Defendant Distribution Data (Anda 12/1996 - 1/2015)

Safeway Pharmacy #0909 (10/2004 to 12/2018)
DEA: BS1780089
730 Taraval Street
San Francisco, CA 94116

Anda, Inc Hydrocodone Shipments to Safeway Pharmacy #0909, by Strength

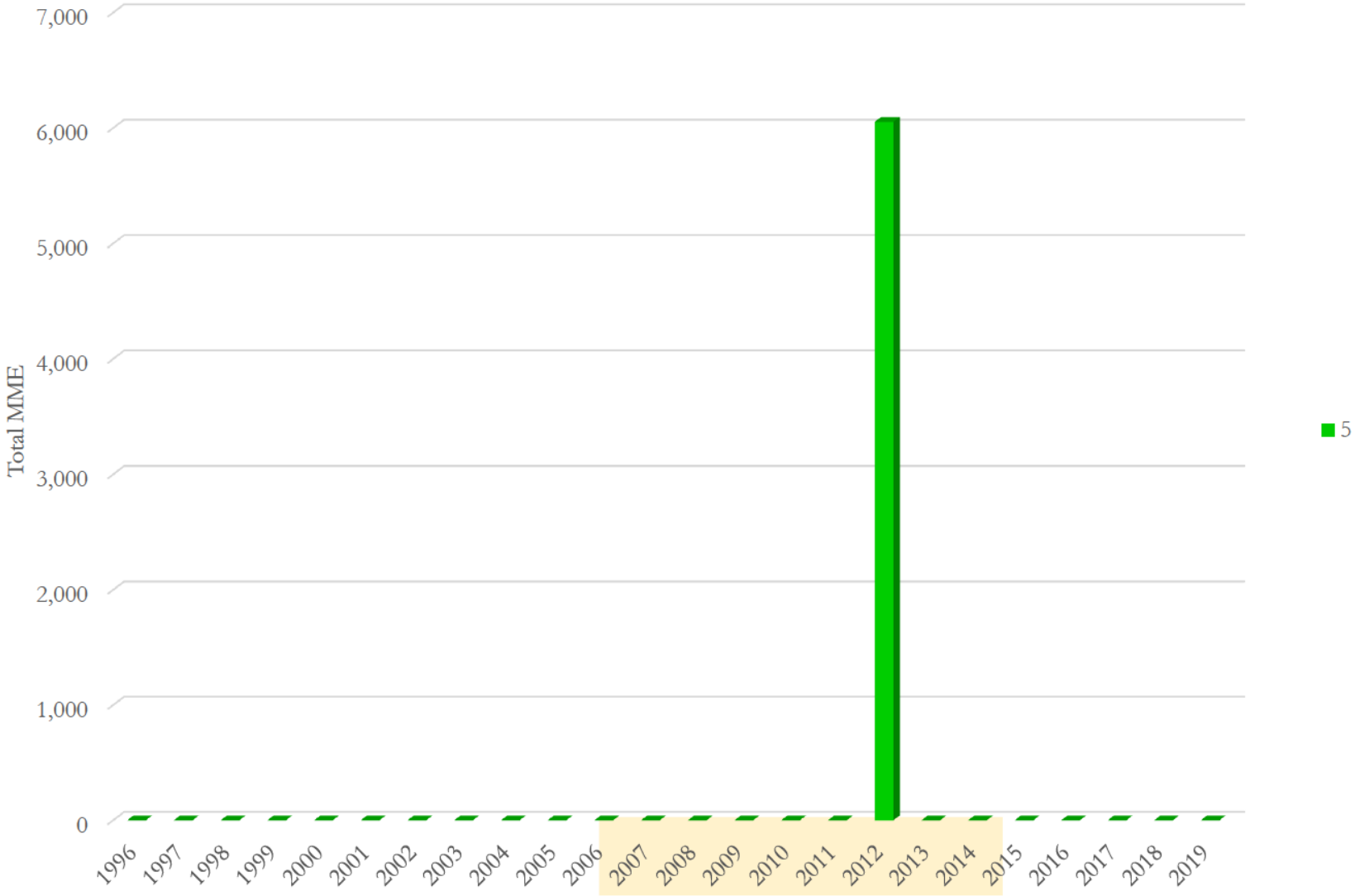

Data source: ARCOS (2006-2014) and Defendant Distribution Data (Anda 12/1996 - 1/2015)

Safeway Pharmacy #0909 (10/2004 to 12/2018)
DEA: BS1780089
730 Taraval Street
San Francisco, CA 94116

Anda, Inc Hydrocodone Shipments to Safeway Pharmacy #0909, by Strength

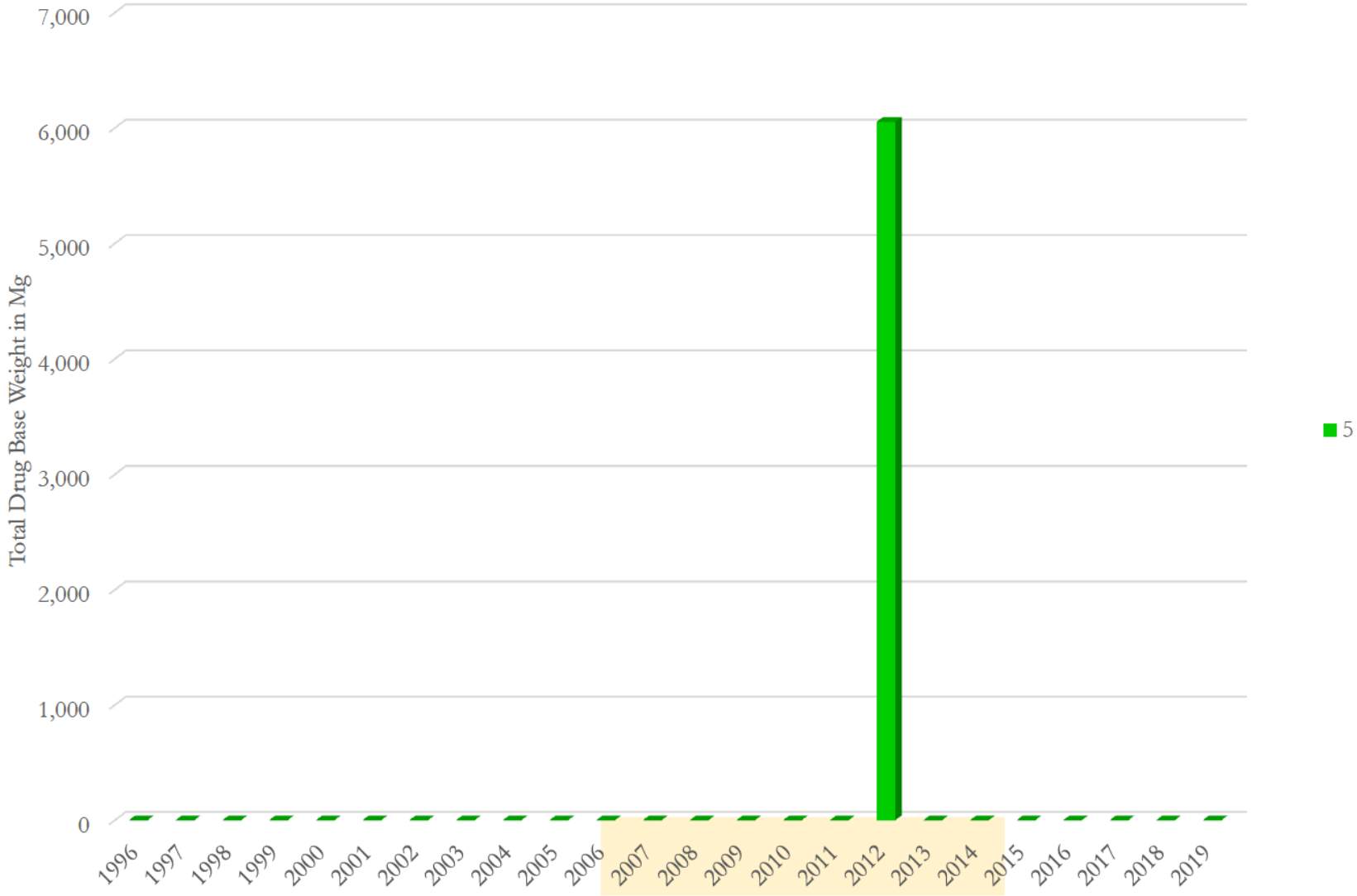

Data source: ARCOS (2006-2014) and Defendant Distribution Data (Anda 12/1996 - 1/2015)

Anda, Inc Hydrocodone Shipments to Safeway Pharmacy #0909, by Strength
(Total Dosage Units)

Strength Year\	5	Total	Avg. Str
1996	0	**0**	
1997	0	**0**	
1998	0	**0**	
1999	0	**0**	
2000	0	**0**	
2001	0	**0**	
2002	0	**0**	
2003	0	**0**	
2004	0	**0**	
2005	0	**0**	
2006	0	**0**	
2007	0	**0**	
2008	0	**0**	
2009	0	**0**	
2010	0	**0**	
2011	0	**0**	
2012	2,000	**2,000**	5.00
2013	0	**0**	
2014	0	**0**	
2015	0	**0**	
2016	0	**0**	
2017	0	**0**	
2018	0	**0**	
2019	0	**0**	
Total	**2,000**	**2,000**	5.00

Data source: ARCOS (2006-2014) and Defendant Distribution Data (Anda 12/1996 - 1/2015)

Anda, Inc Hydrocodone Shipments to Safeway Pharmacy #0909, by Strength
(Total MME)

Strength Year\	5	Total	Avg. Str
1996	0	**0**	
1997	0	**0**	
1998	0	**0**	
1999	0	**0**	
2000	0	**0**	
2001	0	**0**	
2002	0	**0**	
2003	0	**0**	
2004	0	**0**	
2005	0	**0**	
2006	0	**0**	
2007	0	**0**	
2008	0	**0**	
2009	0	**0**	
2010	0	**0**	
2011	0	**0**	
2012	6,054	**6,054**	5.00
2013	0	**0**	
2014	0	**0**	
2015	0	**0**	
2016	0	**0**	
2017	0	**0**	
2018	0	**0**	
2019	0	**0**	
Total	**6,054**	**6,054**	5.00

Data source: ARCOS (2006-2014) and Defendant Distribution Data (Anda 12/1996 - 1/2015)

Anda, Inc Hydrocodone Shipments to Safeway Pharmacy #0909, by Strength
(Total Drug Base Weight in Milligram)

Strength Year\	5	Total	Avg. Str
1996	0	**0**	
1997	0	**0**	
1998	0	**0**	
1999	0	**0**	
2000	0	**0**	
2001	0	**0**	
2002	0	**0**	
2003	0	**0**	
2004	0	**0**	
2005	0	**0**	
2006	0	**0**	
2007	0	**0**	
2008	0	**0**	
2009	0	**0**	
2010	0	**0**	
2011	0	**0**	
2012	6,054	**6,054**	5.00
2013	0	**0**	
2014	0	**0**	
2015	0	**0**	
2016	0	**0**	
2017	0	**0**	
2018	0	**0**	
2019	0	**0**	
Total	**6,054**	**6,054**	5.00

Data source: ARCOS (2006-2014) and Defendant Distribution Data (Anda 12/1996 - 1/2015)

Safeway Pharmacy #0785 (10/2004 to 12/2018)
DEA: BS2073384
850 La Playa
San Francisco, CA 94121

Anda, Inc Hydrocodone Shipments to Safeway Pharmacy #0785

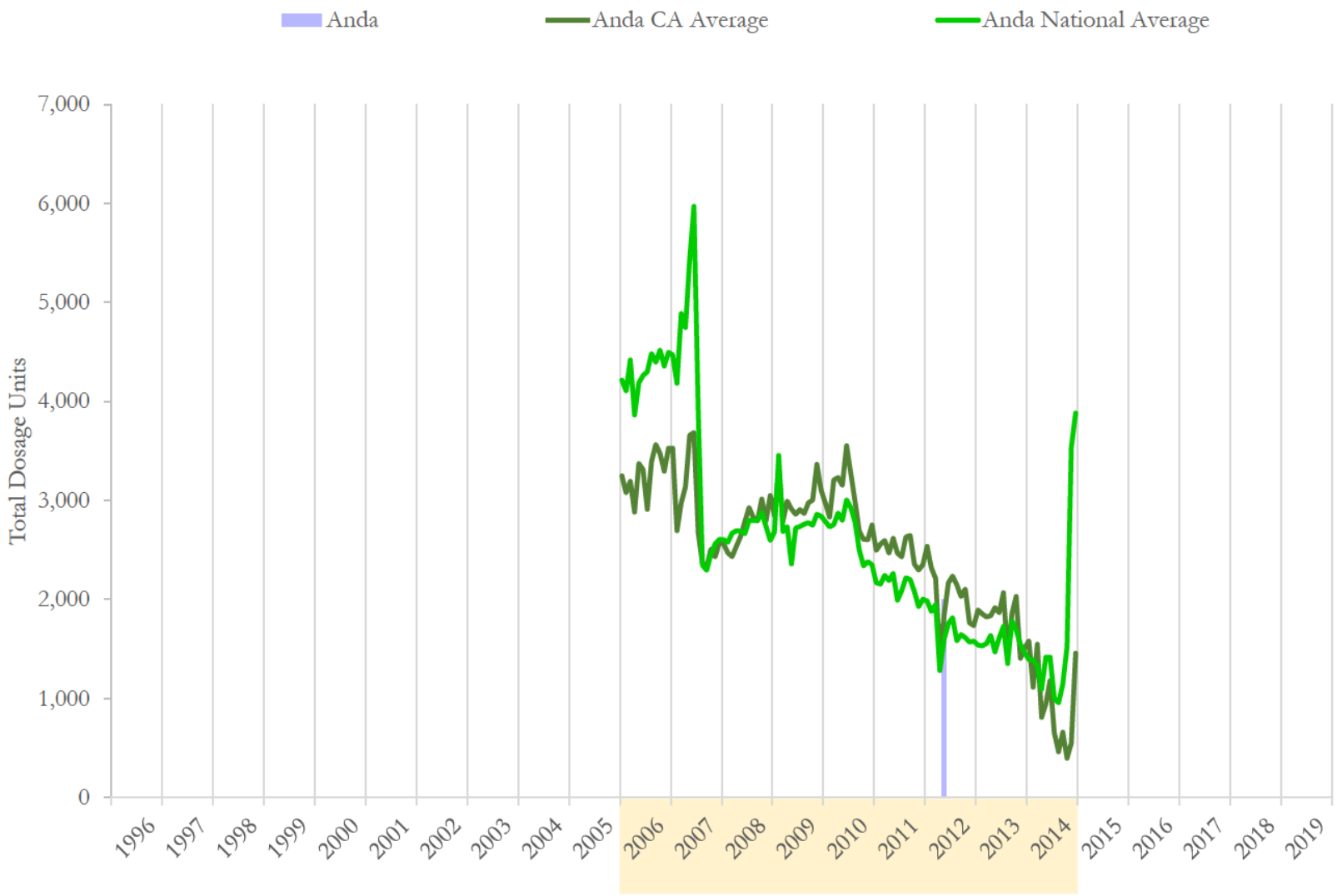

National and state averages reflect hydrocodone shipped from Anda, Inc to all active pharmacies each month.
Data source: ARCOS (2006-2014) and Defendant Distribution Data (Anda 12/1996 - 1/2015)

Safeway Pharmacy #0785 (10/2004 to 12/2018)
DEA: BS2073384
850 La Playa
San Francisco, CA 94121

Anda, Inc Hydrocodone Shipments to Safeway Pharmacy #0785

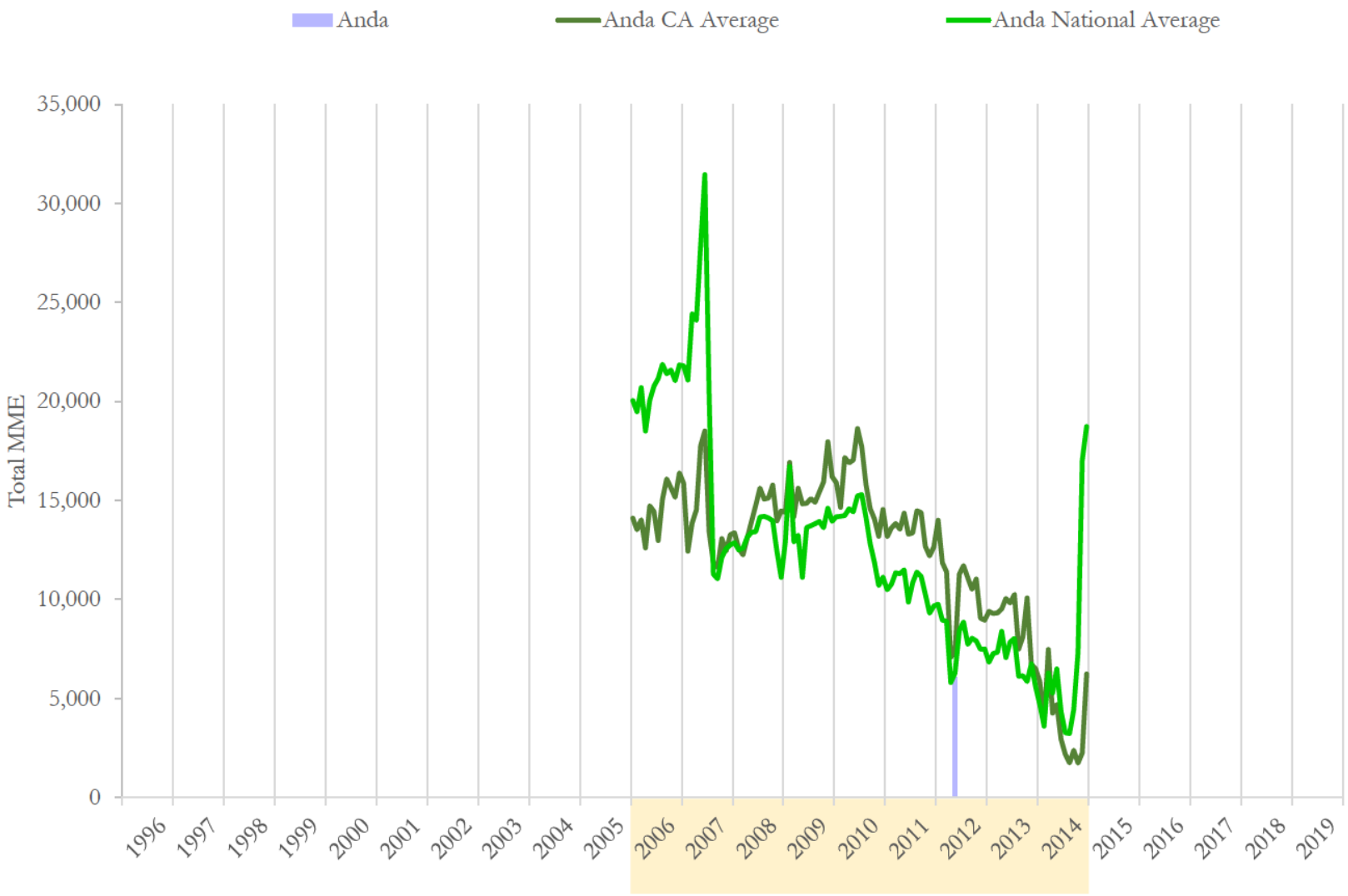

National and state averages reflect hydrocodone shipped from Anda, Inc to all active pharmacies each month.
Data source: ARCOS (2006-2014) and Defendant Distribution Data (Anda 12/1996 - 1/2015)

Safeway Pharmacy #0785 (10/2004 to 12/2018)
DEA: BS2073384
850 La Playa
San Francisco, CA 94121

Anda, Inc Hydrocodone Shipments to Safeway Pharmacy #0785

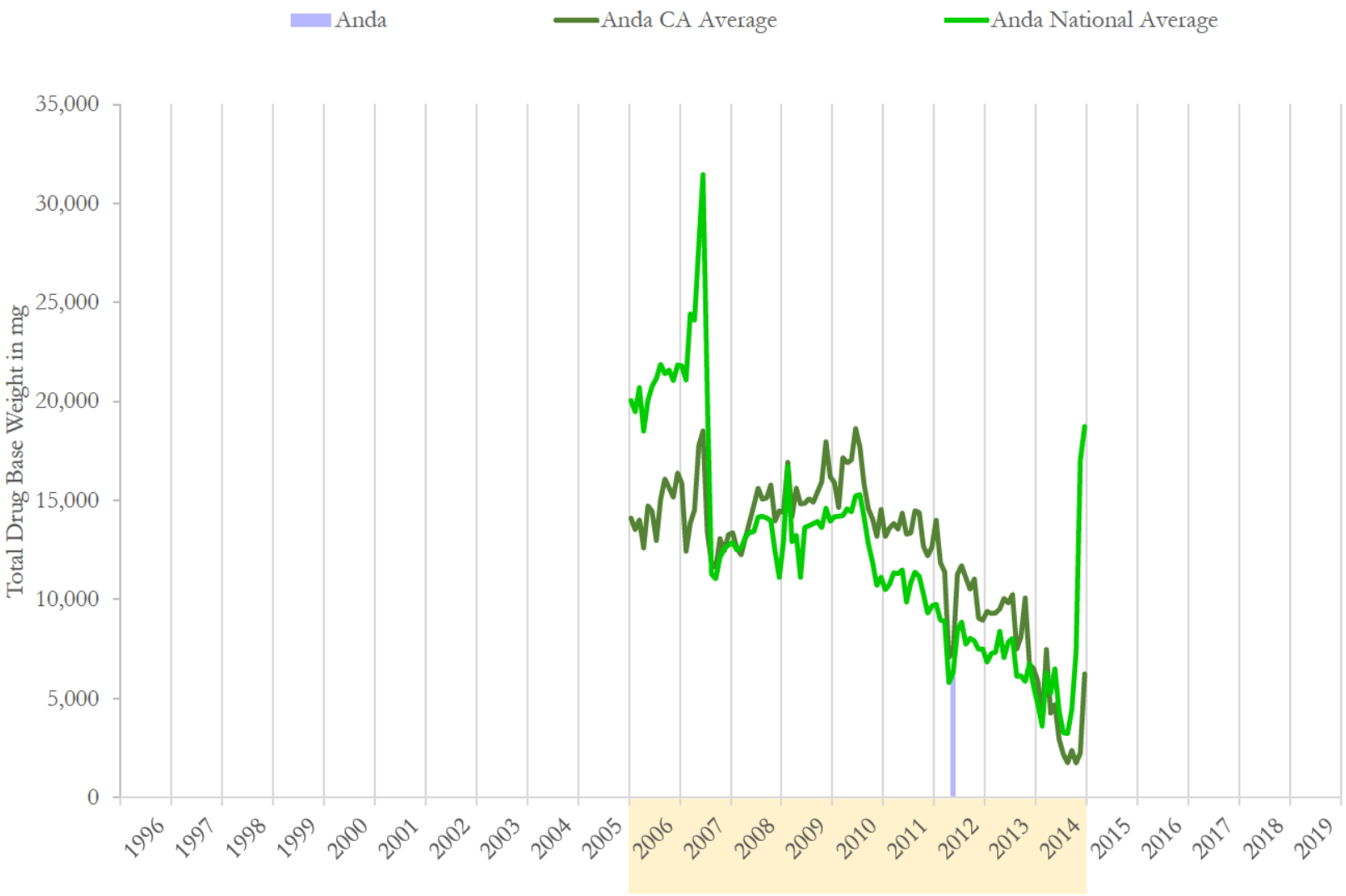

National and state averages reflect hydrocodone shipped from Anda, Inc to all active pharmacies each month.
Data source: ARCOS (2006-2014) and Defendant Distribution Data (Anda 12/1996 - 1/2015)

Safeway Pharmacy #0785 (10/2004 to 12/2018)
DEA: BS2073384
850 La Playa
San Francisco, CA 94121

Anda, Inc Hydrocodone Shipments to Safeway Pharmacy #0785

	Dosage Units		MME		Drug Base Weight in mg	
Date	Anda	% Change	Anda	% Change	Anda	% Change
01/2012	0	n/a	0	n/a	0	n/a
02/2012	0	n/a	0	n/a	0	n/a
03/2012	0	n/a	0	n/a	0	n/a
04/2012	0	n/a	0	n/a	0	n/a
05/2012	2,000	n/a	6,054	n/a	6,054	n/a
06/2012	0	-100.0%	0	-100.0%	0	-100.0%
07/2012	0	n/a	0	n/a	0	n/a
08/2012	0	n/a	0	n/a	0	n/a
09/2012	0	n/a	0	n/a	0	n/a
10/2012	0	n/a	0	n/a	0	n/a
11/2012	0	n/a	0	n/a	0	n/a
12/2012	0	n/a	0	n/a	0	n/a
01/2013	0	n/a	0	n/a	0	n/a
02/2013	0	n/a	0	n/a	0	n/a
03/2013	0	n/a	0	n/a	0	n/a
04/2013	0	n/a	0	n/a	0	n/a
05/2013	0	n/a	0	n/a	0	n/a
06/2013	0	n/a	0	n/a	0	n/a
07/2013	0	n/a	0	n/a	0	n/a
08/2013	0	n/a	0	n/a	0	n/a
09/2013	0	n/a	0	n/a	0	n/a
10/2013	0	n/a	0	n/a	0	n/a
11/2013	0	n/a	0	n/a	0	n/a
12/2013	0	n/a	0	n/a	0	n/a

Data source: ARCOS (2006-2014) and Defendant Distribution Data (Anda 12/1996 - 1/2015)

Safeway Pharmacy #0785 (10/2004 to 12/2018)
DEA: BS2073384
850 La Playa
San Francisco, CA 94121

Anda, Inc Hydrocodone Shipments to Safeway Pharmacy #0785

	Dosage Units		MME		Drug Base Weight in mg	
Date	**Anda**	**% Change**	**Anda**	**% Change**	**Anda**	**% Change**
1996	0		0		0	
1997	0	n/a	0	n/a	0	n/a
1998	0	n/a	0	n/a	0	n/a
1999	0	n/a	0	n/a	0	n/a
2000	0	n/a	0	n/a	0	n/a
2001	0	n/a	0	n/a	0	n/a
2002	0	n/a	0	n/a	0	n/a
2003	0	n/a	0	n/a	0	n/a
2004	0	n/a	0	n/a	0	n/a
2005	0	n/a	0	n/a	0	n/a
2006	0	n/a	0	n/a	0	n/a
2007	0	n/a	0	n/a	0	n/a
2008	0	n/a	0	n/a	0	n/a
2009	0	n/a	0	n/a	0	n/a
2010	0	n/a	0	n/a	0	n/a
2011	0	n/a	0	n/a	0	n/a
2012	2,000	n/a	6,054	n/a	6,054	n/a
2013	0	-100.0%	0	-100.0%	0	-100.0%
2014	0	n/a	0	n/a	0	n/a
2015	0	n/a	0	n/a	0	n/a
2016	0	n/a	0	n/a	0	n/a
2017	0	n/a	0	n/a	0	n/a
2018	0	n/a	0	n/a	0	n/a
2019	0	n/a	0	n/a	0	n/a
Total	**2,000**		**6,054**		**6,054**	

Data source: ARCOS (2006-2014) and Defendant Distribution Data (Anda 12/1996 - 1/2015)

Safeway Pharmacy #0785 (10/2004 to 12/2018)
DEA: BS2073384
850 La Playa
San Francisco, CA 94121

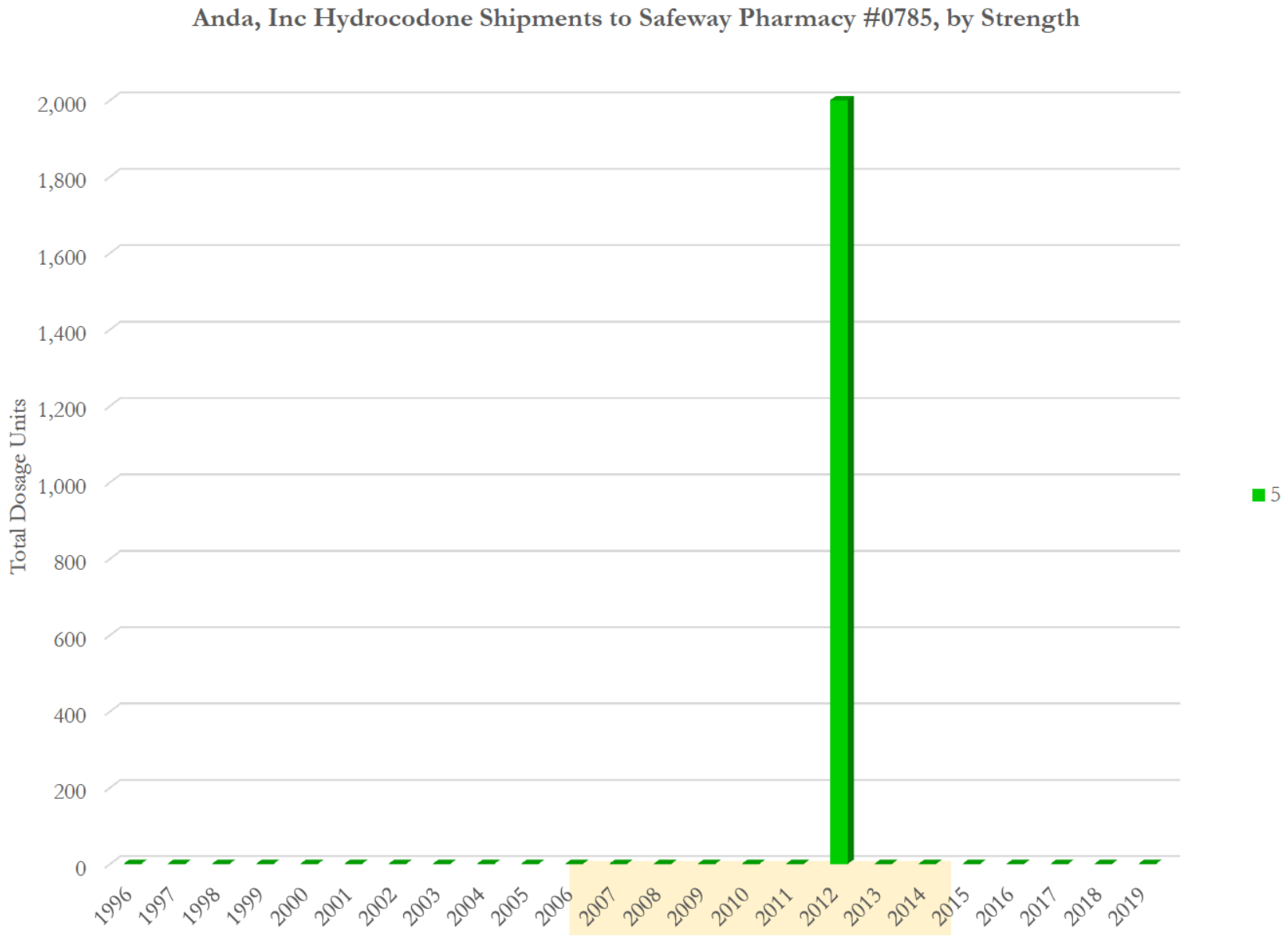

Data source: ARCOS (2006-2014) and Defendant Distribution Data (Anda 12/1996 - 1/2015)

Safeway Pharmacy #0785 (10/2004 to 12/2018)
DEA: BS2073384
850 La Playa
San Francisco, CA 94121

Anda, Inc Hydrocodone Shipments to Safeway Pharmacy #0785, by Strength

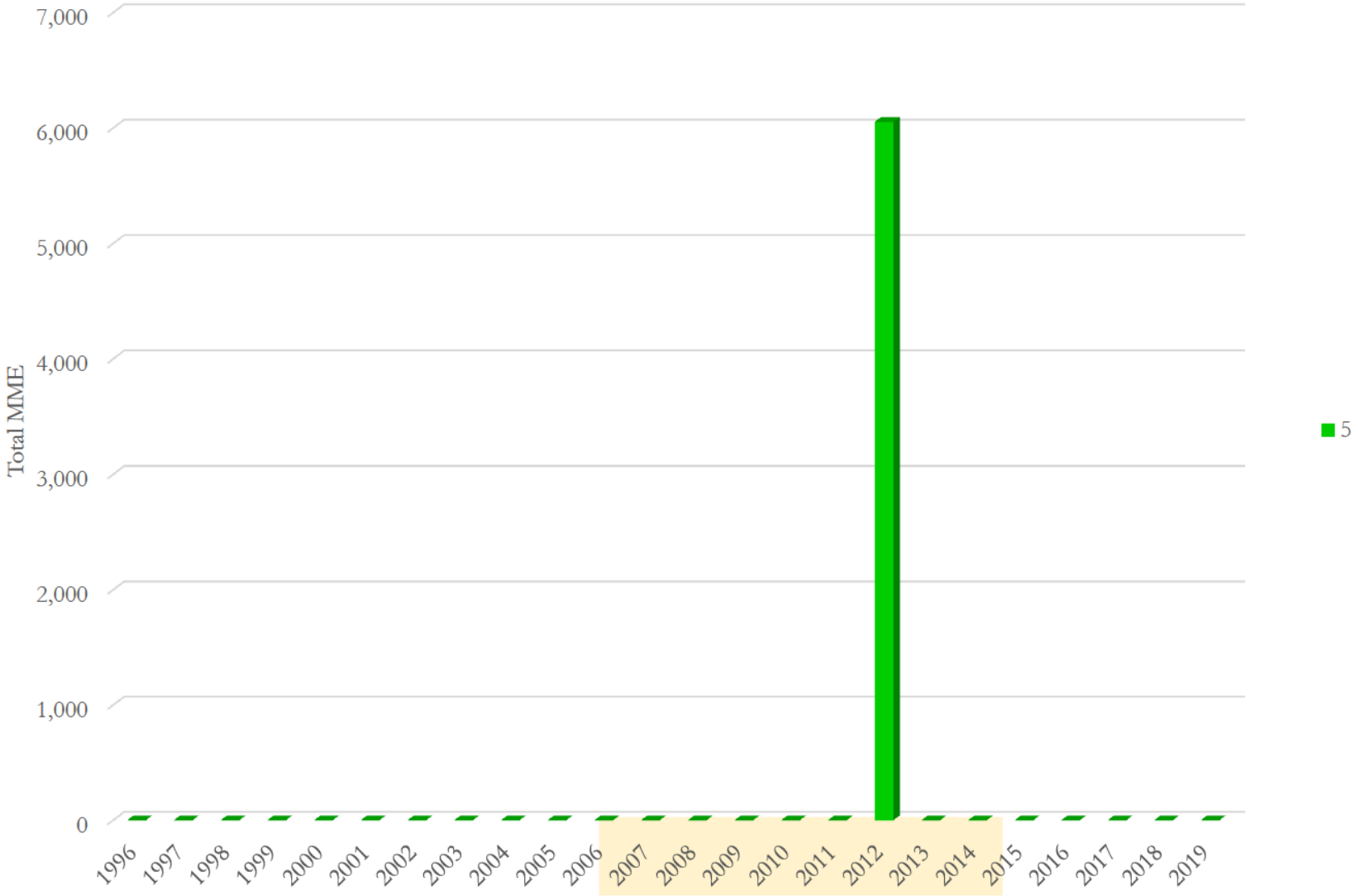

Data source: ARCOS (2006-2014) and Defendant Distribution Data (Anda 12/1996 - 1/2015)

Safeway Pharmacy #0785 (10/2004 to 12/2018)
DEA: BS2073384
850 La Playa
San Francisco, CA 94121

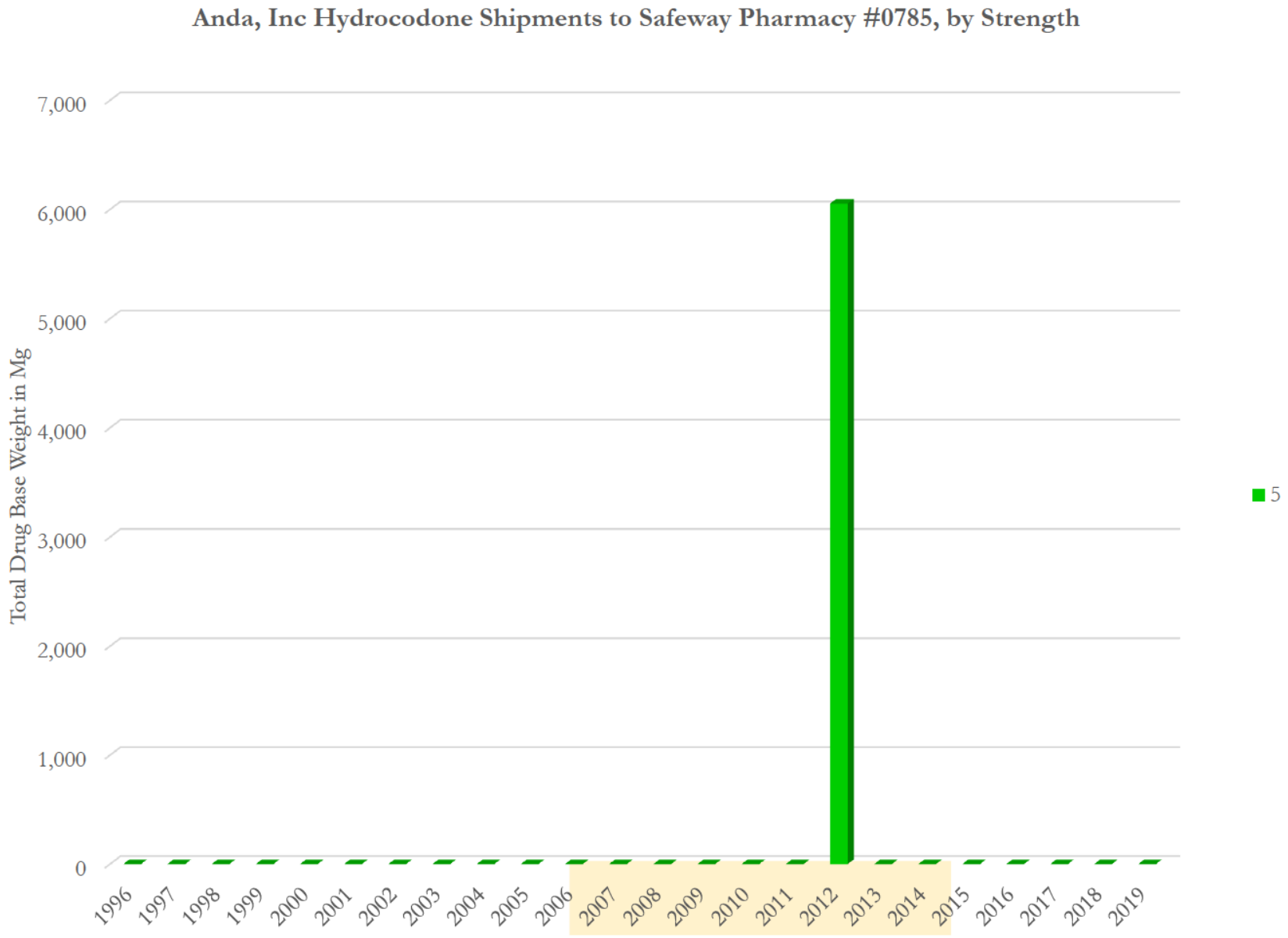

Data source: ARCOS (2006-2014) and Defendant Distribution Data (Anda 12/1996 - 1/2015)

Anda, Inc Hydrocodone Shipments to Safeway Pharmacy #0785, by Strength
(Total Dosage Units)

Strength Year\	5	Total	Avg. Str
1996	0	**0**	
1997	0	**0**	
1998	0	**0**	
1999	0	**0**	
2000	0	**0**	
2001	0	**0**	
2002	0	**0**	
2003	0	**0**	
2004	0	**0**	
2005	0	**0**	
2006	0	**0**	
2007	0	**0**	
2008	0	**0**	
2009	0	**0**	
2010	0	**0**	
2011	0	**0**	
2012	2,000	**2,000**	5.00
2013	0	**0**	
2014	0	**0**	
2015	0	**0**	
2016	0	**0**	
2017	0	**0**	
2018	0	**0**	
2019	0	**0**	
Total	**2,000**	**2,000**	5.00

Data source: ARCOS (2006-2014) and Defendant Distribution Data (Anda 12/1996 - 1/2015)

Anda, Inc Hydrocodone Shipments to Safeway Pharmacy #0785, by Strength
(Total MME)

Strength Year\	5	Total	Avg. Str
1996	0	**0**	
1997	0	**0**	
1998	0	**0**	
1999	0	**0**	
2000	0	**0**	
2001	0	**0**	
2002	0	**0**	
2003	0	**0**	
2004	0	**0**	
2005	0	**0**	
2006	0	**0**	
2007	0	**0**	
2008	0	**0**	
2009	0	**0**	
2010	0	**0**	
2011	0	**0**	
2012	6,054	**6,054**	5.00
2013	0	**0**	
2014	0	**0**	
2015	0	**0**	
2016	0	**0**	
2017	0	**0**	
2018	0	**0**	
2019	0	**0**	
Total	**6,054**	**6,054**	5.00

Data source: ARCOS (2006-2014) and Defendant Distribution Data (Anda 12/1996 - 1/2015)

Anda, Inc Hydrocodone Shipments to Safeway Pharmacy #0785, by Strength
(Total Drug Base Weight in Milligram)

Strength Year\	5	Total	Avg. Str
1996	0	**0**	
1997	0	**0**	
1998	0	**0**	
1999	0	**0**	
2000	0	**0**	
2001	0	**0**	
2002	0	**0**	
2003	0	**0**	
2004	0	**0**	
2005	0	**0**	
2006	0	**0**	
2007	0	**0**	
2008	0	**0**	
2009	0	**0**	
2010	0	**0**	
2011	0	**0**	
2012	6,054	**6,054**	5.00
2013	0	**0**	
2014	0	**0**	
2015	0	**0**	
2016	0	**0**	
2017	0	**0**	
2018	0	**0**	
2019	0	**0**	
Total	**6,054**	**6,054**	5.00

Data source: ARCOS (2006-2014) and Defendant Distribution Data (Anda 12/1996 - 1/2015)

Safeway Pharmacy #1490 (10/2004 to 12/2018)
DEA: BS2981884
2300 16th Street
San Francisco, CA 94103

Anda, Inc Hydrocodone Shipments to Safeway Pharmacy #1490

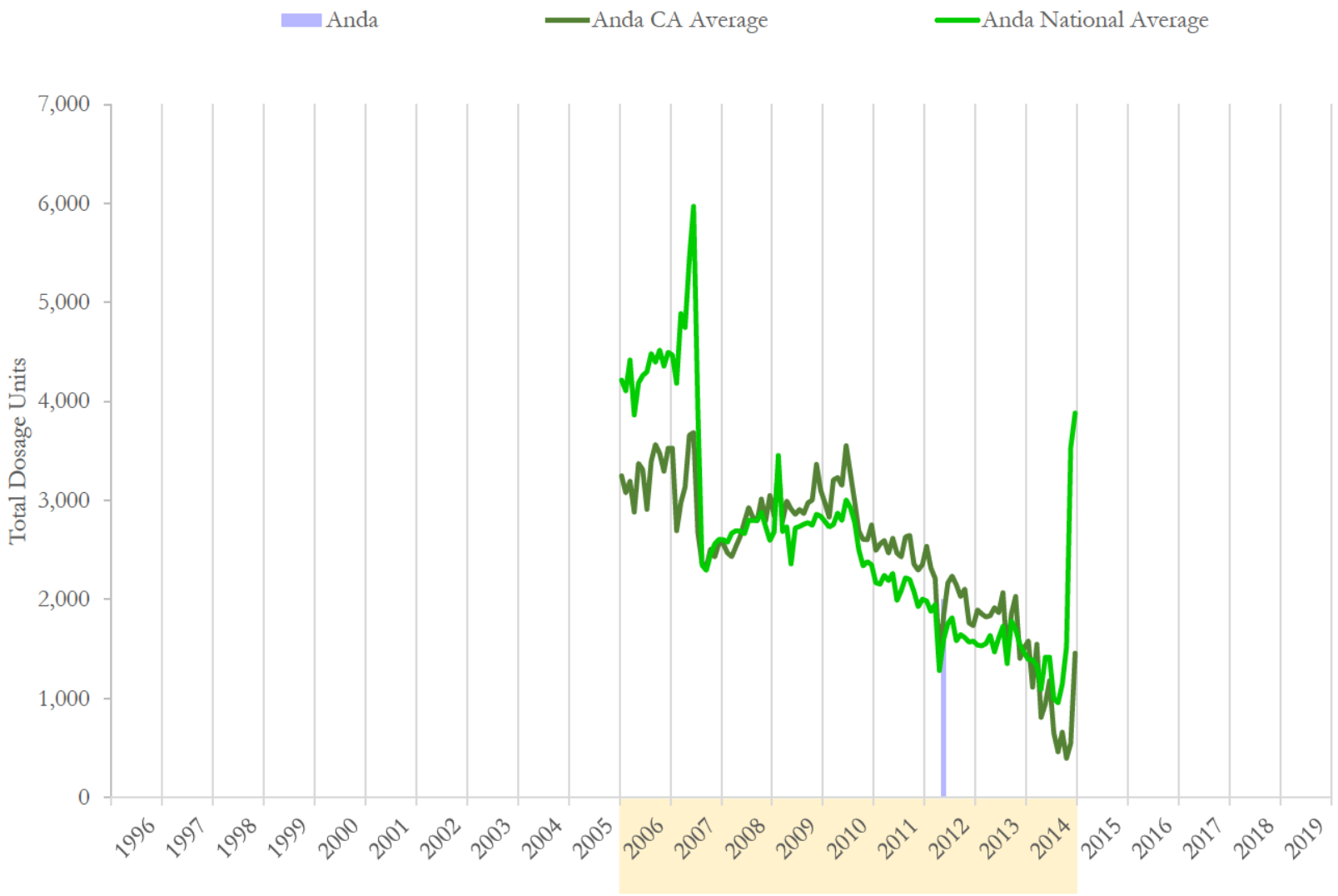

National and state averages reflect hydrocodone shipped from Anda, Inc to all active pharmacies each month.
Data source: ARCOS (2006-2014) and Defendant Distribution Data (Anda 12/1996 - 1/2015)

Safeway Pharmacy #1490 (10/2004 to 12/2018)
DEA: BS2981884
2300 16th Street
San Francisco, CA 94103

Anda, Inc Hydrocodone Shipments to Safeway Pharmacy #1490

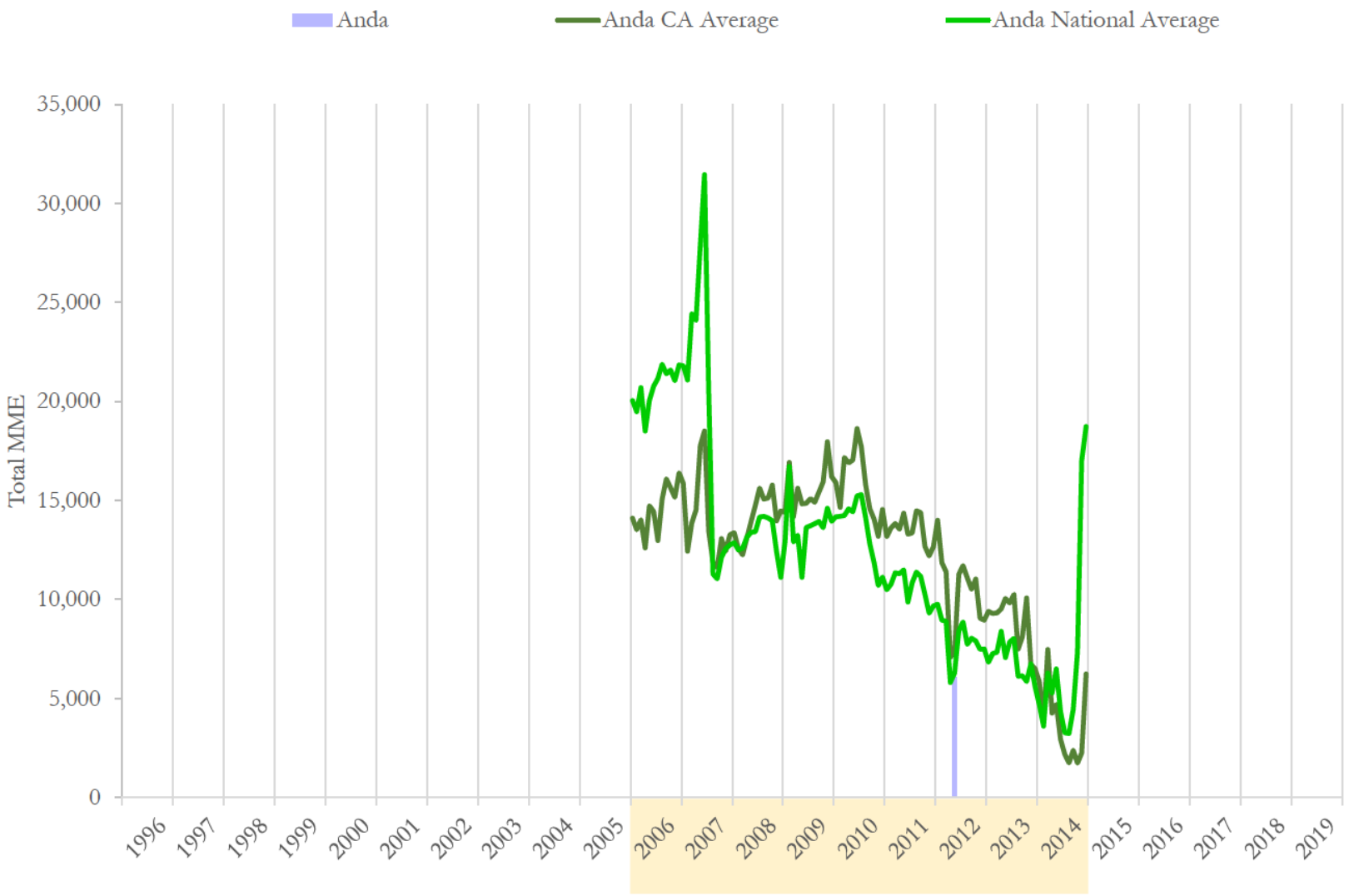

National and state averages reflect hydrocodone shipped from Anda, Inc to all active pharmacies each month.
Data source: ARCOS (2006-2014) and Defendant Distribution Data (Anda 12/1996 - 1/2015)

Safeway Pharmacy #1490 (10/2004 to 12/2018)
DEA: BS2981884
2300 16th Street
San Francisco, CA 94103

Anda, Inc Hydrocodone Shipments to Safeway Pharmacy #1490

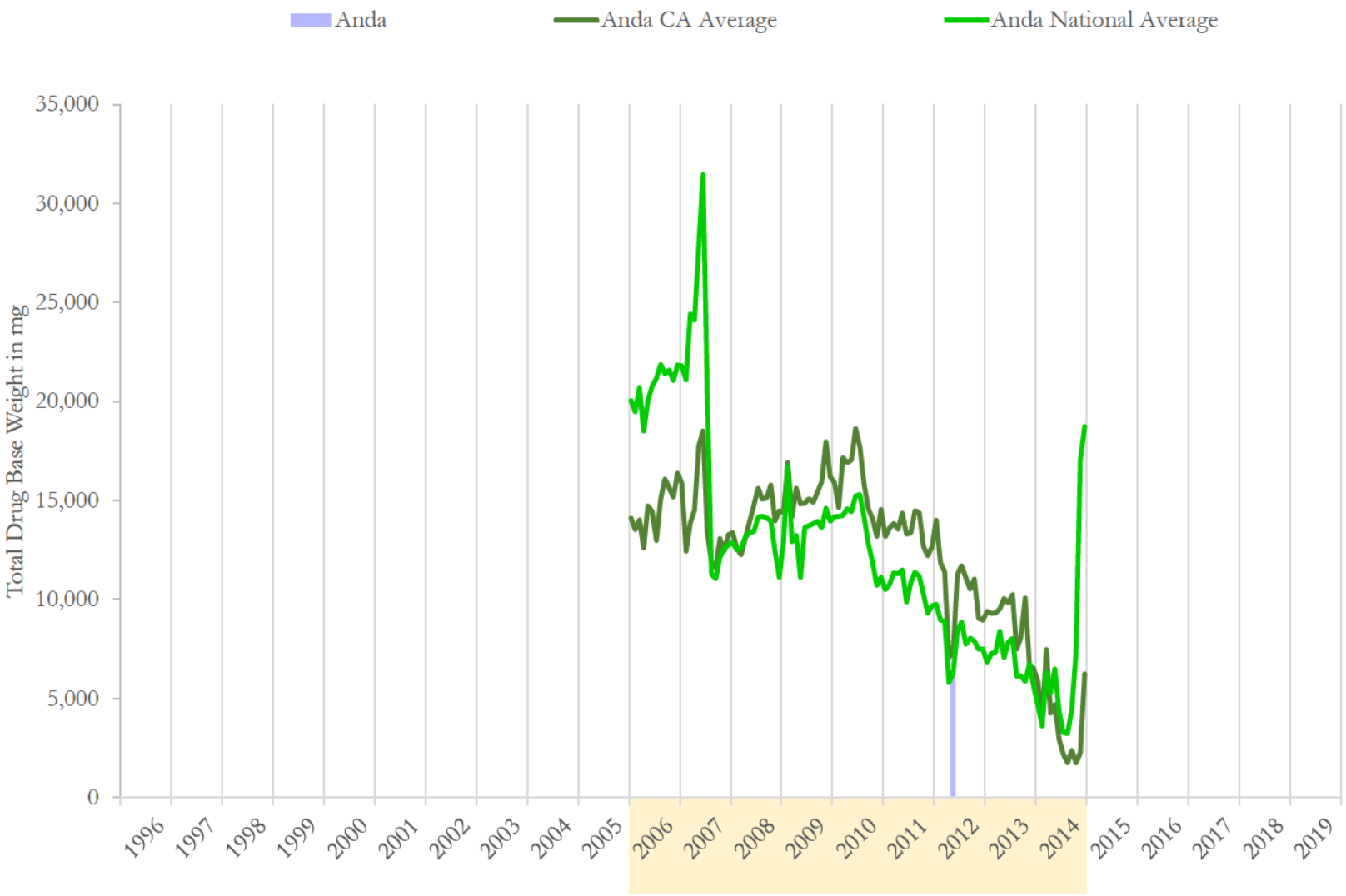

National and state averages reflect hydrocodone shipped from Anda, Inc to all active pharmacies each month.
Data source: ARCOS (2006-2014) and Defendant Distribution Data (Anda 12/1996 - 1/2015)

Safeway Pharmacy #1490 (10/2004 to 12/2018)
DEA: BS2981884
2300 16th Street
San Francisco, CA 94103

Anda, Inc Hydrocodone Shipments to Safeway Pharmacy #1490

	Dosage Units		MME		Drug Base Weight in mg	
Date	Anda	% Change	Anda	% Change	Anda	% Change
01/2012	0	n/a	0	n/a	0	n/a
02/2012	0	n/a	0	n/a	0	n/a
03/2012	0	n/a	0	n/a	0	n/a
04/2012	0	n/a	0	n/a	0	n/a
05/2012	2,000	n/a	6,054	n/a	6,054	n/a
06/2012	0	-100.0%	0	-100.0%	0	-100.0%
07/2012	0	n/a	0	n/a	0	n/a
08/2012	0	n/a	0	n/a	0	n/a
09/2012	0	n/a	0	n/a	0	n/a
10/2012	0	n/a	0	n/a	0	n/a
11/2012	0	n/a	0	n/a	0	n/a
12/2012	0	n/a	0	n/a	0	n/a
01/2013	0	n/a	0	n/a	0	n/a
02/2013	0	n/a	0	n/a	0	n/a
03/2013	0	n/a	0	n/a	0	n/a
04/2013	0	n/a	0	n/a	0	n/a
05/2013	0	n/a	0	n/a	0	n/a
06/2013	0	n/a	0	n/a	0	n/a
07/2013	0	n/a	0	n/a	0	n/a
08/2013	0	n/a	0	n/a	0	n/a
09/2013	0	n/a	0	n/a	0	n/a
10/2013	0	n/a	0	n/a	0	n/a
11/2013	0	n/a	0	n/a	0	n/a
12/2013	0	n/a	0	n/a	0	n/a

Data source: ARCOS (2006-2014) and Defendant Distribution Data (Anda 12/1996 - 1/2015)

Safeway Pharmacy #1490 (10/2004 to 12/2018)
DEA: BS2981884
2300 16th Street
San Francisco, CA 94103

Anda, Inc Hydrocodone Shipments to Safeway Pharmacy #1490

	Dosage Units		MME		Drug Base Weight in mg	
Date	**Anda**	**% Change**	**Anda**	**% Change**	**Anda**	**% Change**
1996	0		0		0	
1997	0	n/a	0	n/a	0	n/a
1998	0	n/a	0	n/a	0	n/a
1999	0	n/a	0	n/a	0	n/a
2000	0	n/a	0	n/a	0	n/a
2001	0	n/a	0	n/a	0	n/a
2002	0	n/a	0	n/a	0	n/a
2003	0	n/a	0	n/a	0	n/a
2004	0	n/a	0	n/a	0	n/a
2005	0	n/a	0	n/a	0	n/a
2006	0	n/a	0	n/a	0	n/a
2007	0	n/a	0	n/a	0	n/a
2008	0	n/a	0	n/a	0	n/a
2009	0	n/a	0	n/a	0	n/a
2010	0	n/a	0	n/a	0	n/a
2011	0	n/a	0	n/a	0	n/a
2012	2,000	n/a	6,054	n/a	6,054	n/a
2013	0	-100.0%	0	-100.0%	0	-100.0%
2014	0	n/a	0	n/a	0	n/a
2015	0	n/a	0	n/a	0	n/a
2016	0	n/a	0	n/a	0	n/a
2017	0	n/a	0	n/a	0	n/a
2018	0	n/a	0	n/a	0	n/a
2019	0	n/a	0	n/a	0	n/a
Total	**2,000**		**6,054**		**6,054**	

Data source: ARCOS (2006-2014) and Defendant Distribution Data (Anda 12/1996 - 1/2015)

Safeway Pharmacy #1490 (10/2004 to 12/2018)
DEA: BS2981884
2300 16th Street
San Francisco, CA 94103

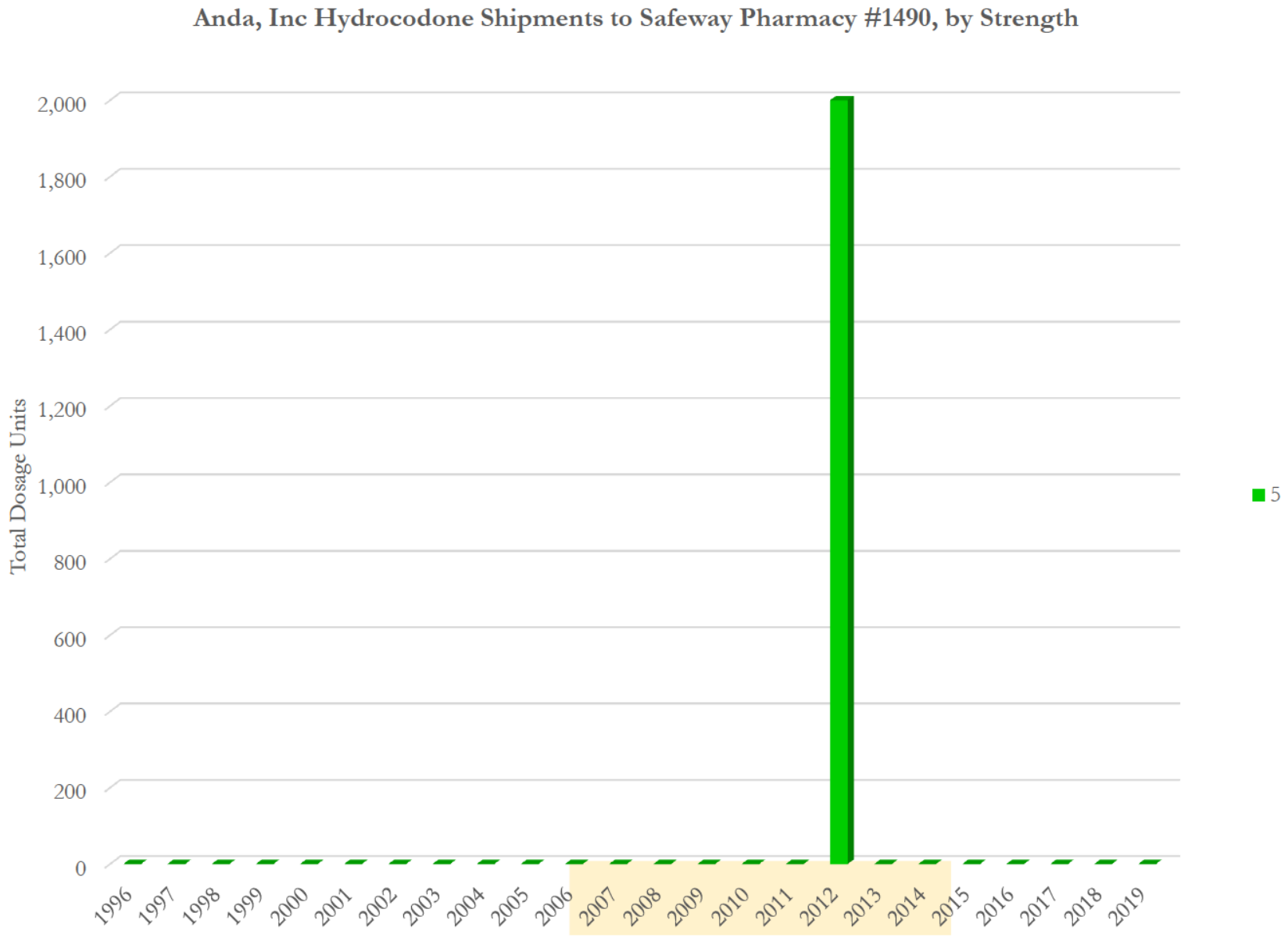

Data source: ARCOS (2006-2014) and Defendant Distribution Data (Anda 12/1996 - 1/2015)

Safeway Pharmacy #1490 (10/2004 to 12/2018)
DEA: BS2981884
2300 16th Street
San Francisco, CA 94103

Anda, Inc Hydrocodone Shipments to Safeway Pharmacy #1490, by Strength

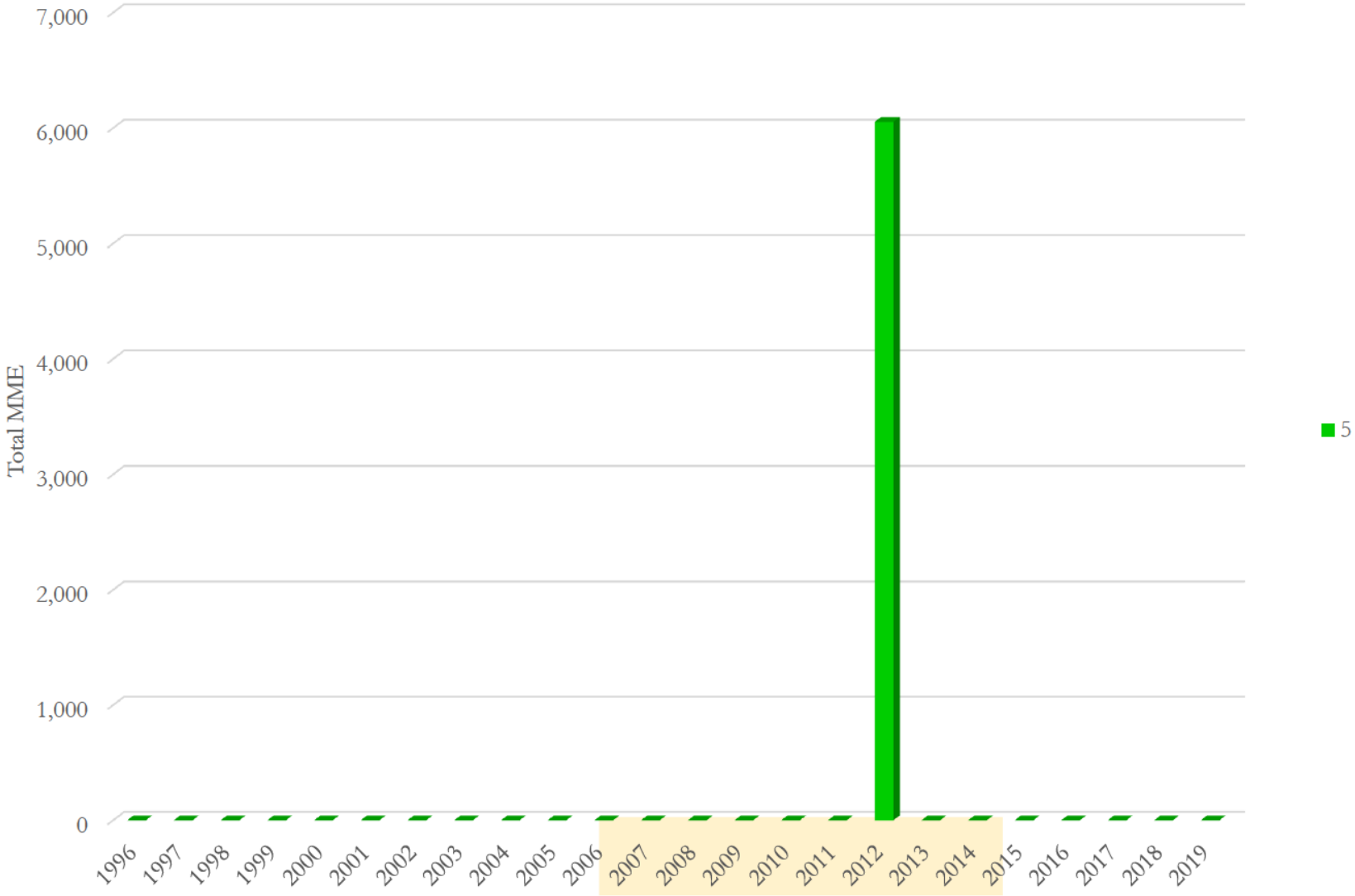

Data source: ARCOS (2006-2014) and Defendant Distribution Data (Anda 12/1996 - 1/2015)

Safeway Pharmacy #1490 (10/2004 to 12/2018)
DEA: BS2981884
2300 16th Street
San Francisco, CA 94103

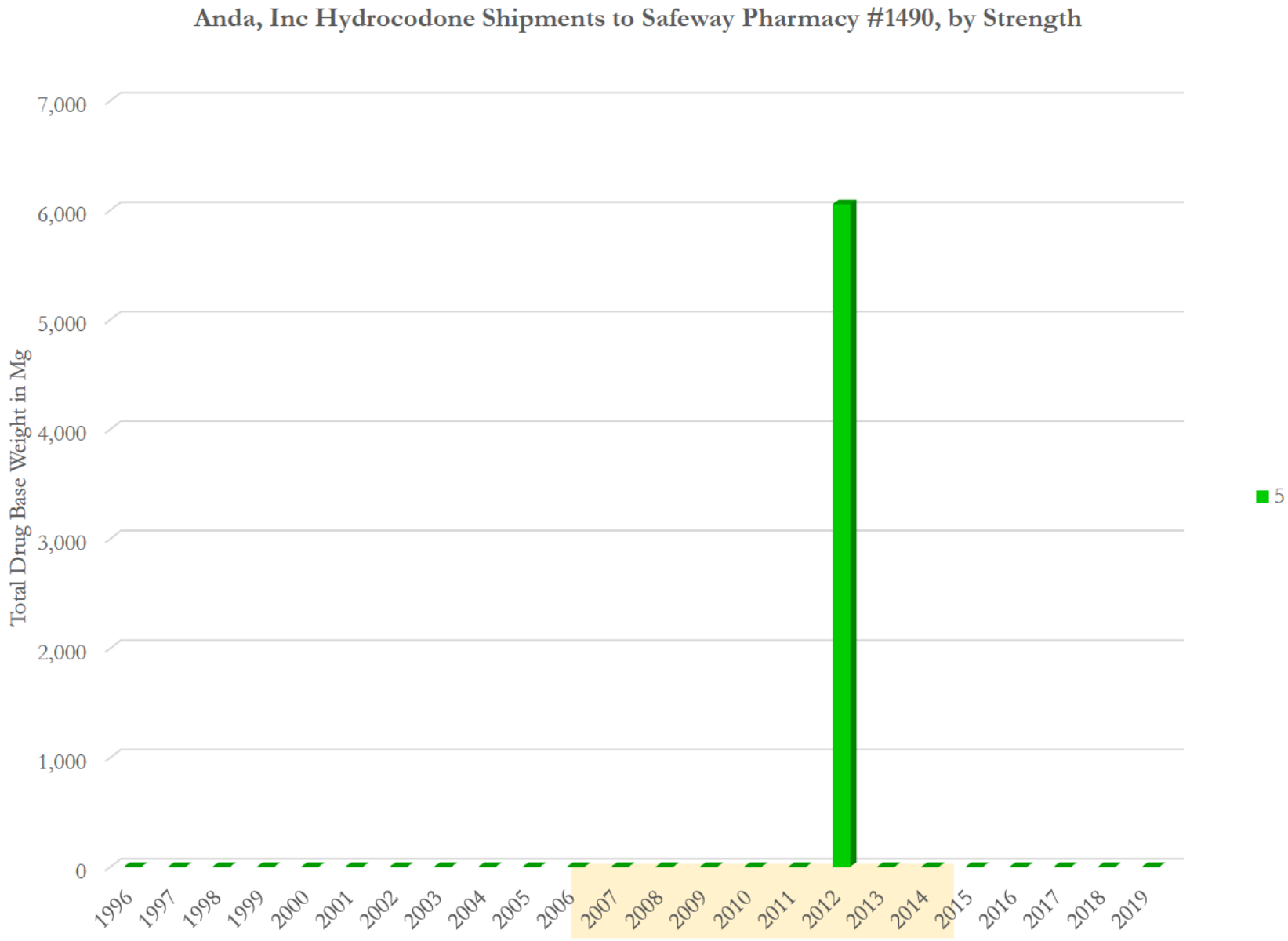

Data source: ARCOS (2006-2014) and Defendant Distribution Data (Anda 12/1996 - 1/2015)

Anda, Inc Hydrocodone Shipments to Safeway Pharmacy #1490, by Strength
(Total Dosage Units)

Strength Year\	5	Total	Avg. Str
1996	0	**0**	
1997	0	**0**	
1998	0	**0**	
1999	0	**0**	
2000	0	**0**	
2001	0	**0**	
2002	0	**0**	
2003	0	**0**	
2004	0	**0**	
2005	0	**0**	
2006	0	**0**	
2007	0	**0**	
2008	0	**0**	
2009	0	**0**	
2010	0	**0**	
2011	0	**0**	
2012	2,000	**2,000**	5.00
2013	0	**0**	
2014	0	**0**	
2015	0	**0**	
2016	0	**0**	
2017	0	**0**	
2018	0	**0**	
2019	0	**0**	
Total	**2,000**	**2,000**	5.00

Data source: ARCOS (2006-2014) and Defendant Distribution Data (Anda 12/1996 - 1/2015)

Anda, Inc Hydrocodone Shipments to Safeway Pharmacy #1490, by Strength
(Total MME)

Strength Year\	5	Total	Avg. Str
1996	0	**0**	
1997	0	**0**	
1998	0	**0**	
1999	0	**0**	
2000	0	**0**	
2001	0	**0**	
2002	0	**0**	
2003	0	**0**	
2004	0	**0**	
2005	0	**0**	
2006	0	**0**	
2007	0	**0**	
2008	0	**0**	
2009	0	**0**	
2010	0	**0**	
2011	0	**0**	
2012	6,054	**6,054**	5.00
2013	0	**0**	
2014	0	**0**	
2015	0	**0**	
2016	0	**0**	
2017	0	**0**	
2018	0	**0**	
2019	0	**0**	
Total	**6,054**	**6,054**	5.00

Data source: ARCOS (2006-2014) and Defendant Distribution Data (Anda 12/1996 - 1/2015)

Anda, Inc Hydrocodone Shipments to Safeway Pharmacy #1490, by Strength
(Total Drug Base Weight in Milligram)

Strength Year\	5	Total	Avg. Str
1996	0	**0**	
1997	0	**0**	
1998	0	**0**	
1999	0	**0**	
2000	0	**0**	
2001	0	**0**	
2002	0	**0**	
2003	0	**0**	
2004	0	**0**	
2005	0	**0**	
2006	0	**0**	
2007	0	**0**	
2008	0	**0**	
2009	0	**0**	
2010	0	**0**	
2011	0	**0**	
2012	6,054	**6,054**	5.00
2013	0	**0**	
2014	0	**0**	
2015	0	**0**	
2016	0	**0**	
2017	0	**0**	
2018	0	**0**	
2019	0	**0**	
Total	**6,054**	**6,054**	5.00

Data source: ARCOS (2006-2014) and Defendant Distribution Data (Anda 12/1996 - 1/2015)

Safeway Pharmacy #0964 (10/2004 to 12/2018)
DEA: BS7021758
4950 Mission
San Francisco, CA 94112

Anda, Inc Hydrocodone Shipments to Safeway Pharmacy #0964

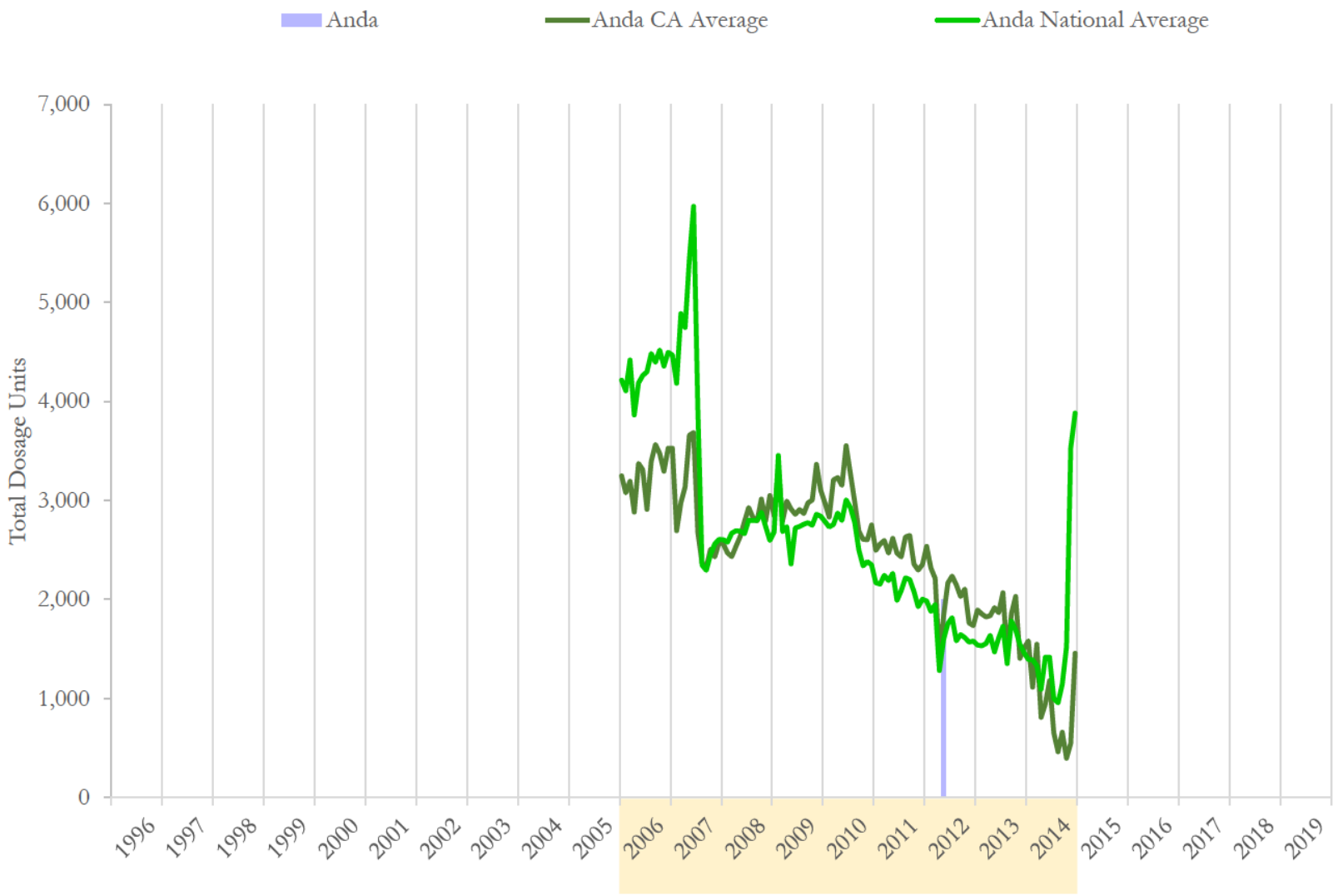

National and state averages reflect hydrocodone shipped from Anda, Inc to all active pharmacies each month.
Data source: ARCOS (2006-2014) and Defendant Distribution Data (Anda 12/1996 - 1/2015)

Safeway Pharmacy #0964 (10/2004 to 12/2018)
DEA: BS7021758
4950 Mission
San Francisco, CA 94112

Anda, Inc Hydrocodone Shipments to Safeway Pharmacy #0964

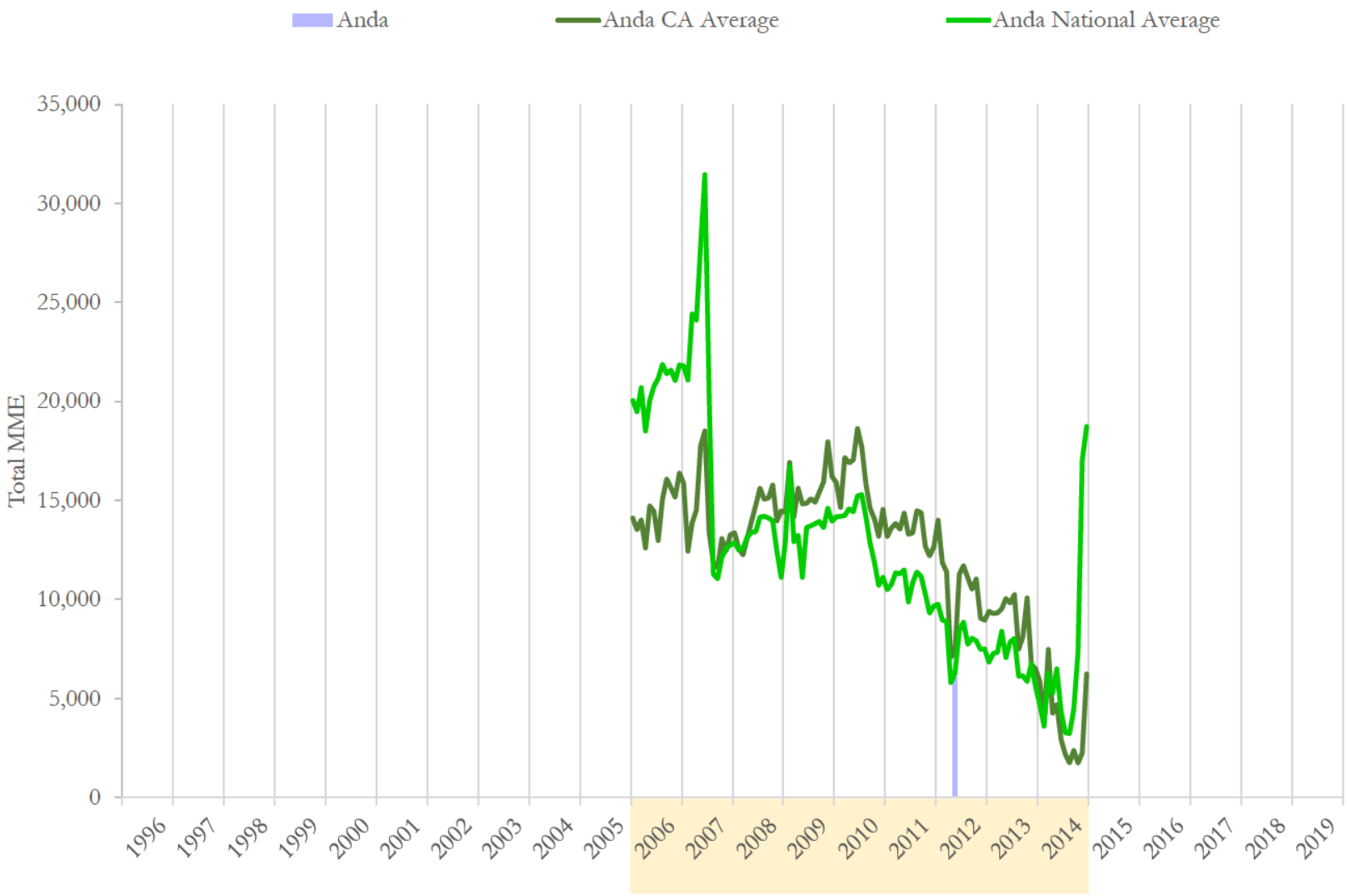

National and state averages reflect hydrocodone shipped from Anda, Inc to all active pharmacies each month.
Data source: ARCOS (2006-2014) and Defendant Distribution Data (Anda 12/1996 - 1/2015)

Safeway Pharmacy #0964 (10/2004 to 12/2018)
DEA: BS7021758
4950 Mission
San Francisco, CA 94112

Anda, Inc Hydrocodone Shipments to Safeway Pharmacy #0964

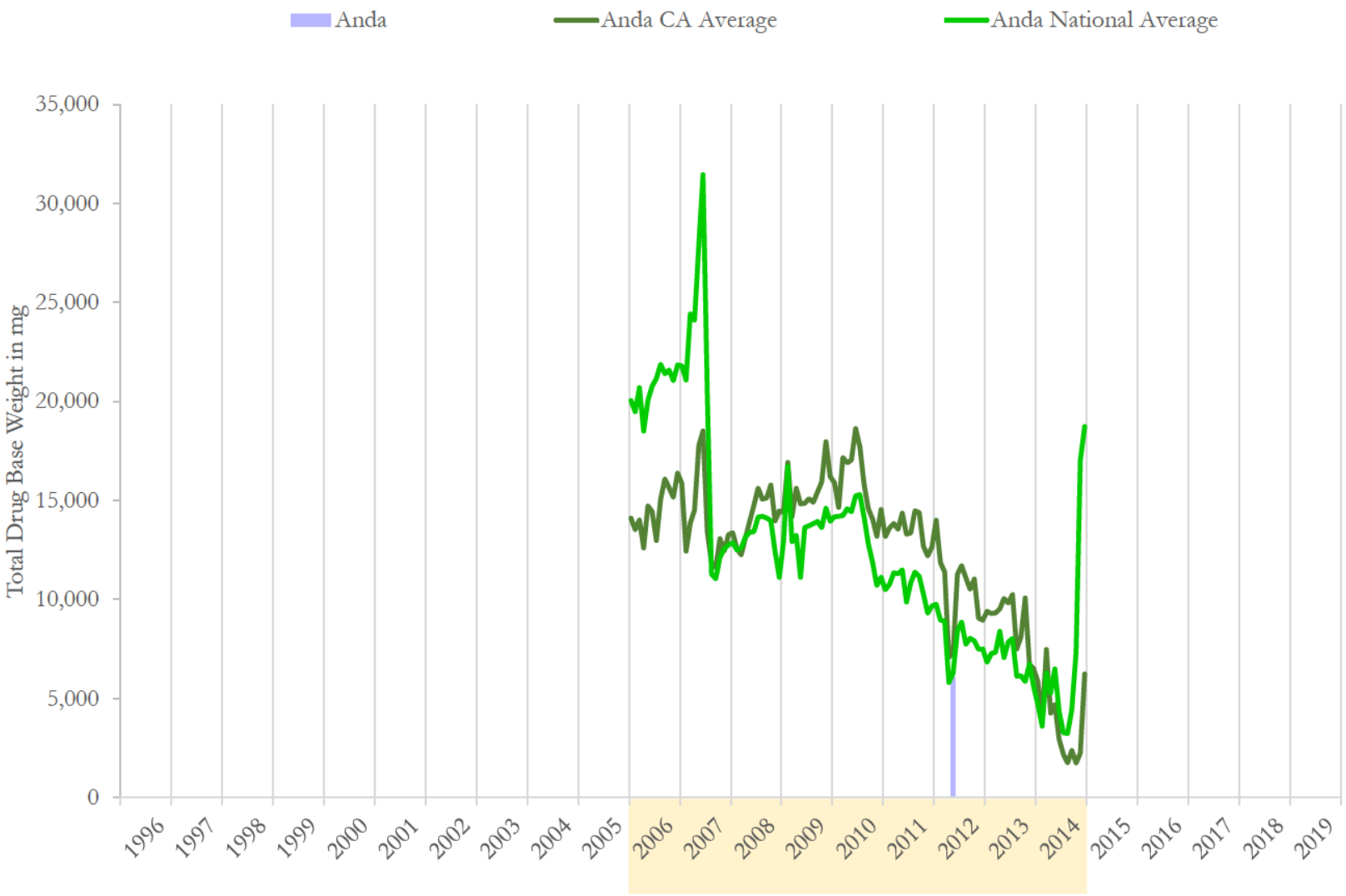

National and state averages reflect hydrocodone shipped from Anda, Inc to all active pharmacies each month.
Data source: ARCOS (2006-2014) and Defendant Distribution Data (Anda 12/1996 - 1/2015)

Safeway Pharmacy #0964 (10/2004 to 12/2018)
DEA: BS7021758
4950 Mission
San Francisco, CA 94112

Anda, Inc Hydrocodone Shipments to Safeway Pharmacy #0964

	Dosage Units		MME		Drug Base Weight in mg	
Date	Anda	% Change	Anda	% Change	Anda	% Change
01/2012	0	n/a	0	n/a	0	n/a
02/2012	0	n/a	0	n/a	0	n/a
03/2012	0	n/a	0	n/a	0	n/a
04/2012	0	n/a	0	n/a	0	n/a
05/2012	2,000	n/a	6,054	n/a	6,054	n/a
06/2012	0	-100.0%	0	-100.0%	0	-100.0%
07/2012	0	n/a	0	n/a	0	n/a
08/2012	0	n/a	0	n/a	0	n/a
09/2012	0	n/a	0	n/a	0	n/a
10/2012	0	n/a	0	n/a	0	n/a
11/2012	0	n/a	0	n/a	0	n/a
12/2012	0	n/a	0	n/a	0	n/a
01/2013	0	n/a	0	n/a	0	n/a
02/2013	0	n/a	0	n/a	0	n/a
03/2013	0	n/a	0	n/a	0	n/a
04/2013	0	n/a	0	n/a	0	n/a
05/2013	0	n/a	0	n/a	0	n/a
06/2013	0	n/a	0	n/a	0	n/a
07/2013	0	n/a	0	n/a	0	n/a
08/2013	0	n/a	0	n/a	0	n/a
09/2013	0	n/a	0	n/a	0	n/a
10/2013	0	n/a	0	n/a	0	n/a
11/2013	0	n/a	0	n/a	0	n/a
12/2013	0	n/a	0	n/a	0	n/a

Data source: ARCOS (2006-2014) and Defendant Distribution Data (Anda 12/1996 - 1/2015)

Safeway Pharmacy #0964 (10/2004 to 12/2018)
DEA: BS7021758
4950 Mission
San Francisco, CA 94112

Anda, Inc Hydrocodone Shipments to Safeway Pharmacy #0964

	Dosage Units		MME		Drug Base Weight in mg	
Date	**Anda**	**% Change**	**Anda**	**% Change**	**Anda**	**% Change**
1996	0		0		0	
1997	0	n/a	0	n/a	0	n/a
1998	0	n/a	0	n/a	0	n/a
1999	0	n/a	0	n/a	0	n/a
2000	0	n/a	0	n/a	0	n/a
2001	0	n/a	0	n/a	0	n/a
2002	0	n/a	0	n/a	0	n/a
2003	0	n/a	0	n/a	0	n/a
2004	0	n/a	0	n/a	0	n/a
2005	0	n/a	0	n/a	0	n/a
2006	0	n/a	0	n/a	0	n/a
2007	0	n/a	0	n/a	0	n/a
2008	0	n/a	0	n/a	0	n/a
2009	0	n/a	0	n/a	0	n/a
2010	0	n/a	0	n/a	0	n/a
2011	0	n/a	0	n/a	0	n/a
2012	2,000	n/a	6,054	n/a	6,054	n/a
2013	0	-100.0%	0	-100.0%	0	-100.0%
2014	0	n/a	0	n/a	0	n/a
2015	0	n/a	0	n/a	0	n/a
2016	0	n/a	0	n/a	0	n/a
2017	0	n/a	0	n/a	0	n/a
2018	0	n/a	0	n/a	0	n/a
2019	0	n/a	0	n/a	0	n/a
Total	**2,000**		**6,054**		**6,054**	

Data source: ARCOS (2006-2014) and Defendant Distribution Data (Anda 12/1996 - 1/2015)

Safeway Pharmacy #0964 (10/2004 to 12/2018)
DEA: BS7021758
4950 Mission
San Francisco, CA 94112

Anda, Inc Hydrocodone Shipments to Safeway Pharmacy #0964, by Strength

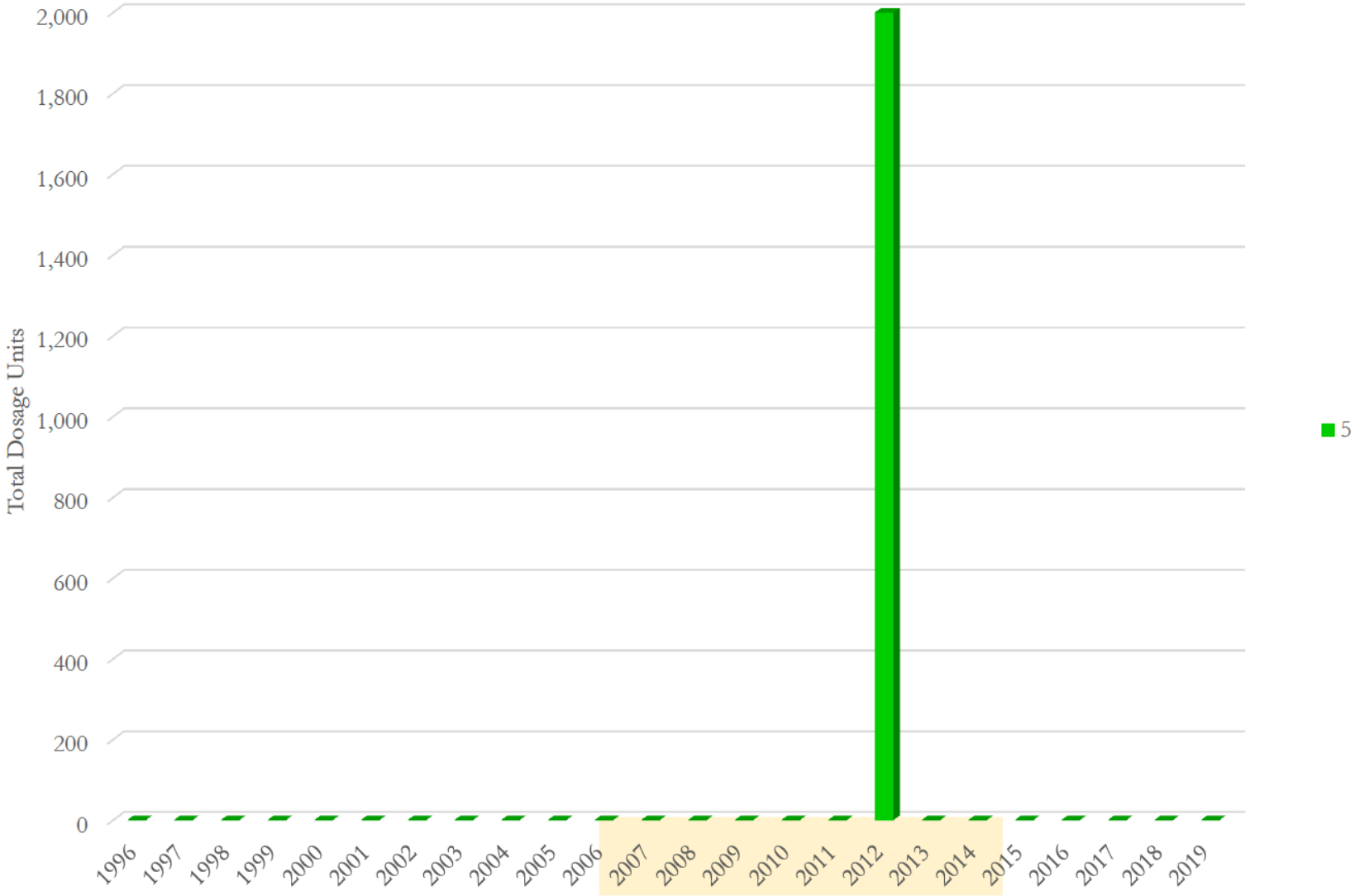

Data source: ARCOS (2006-2014) and Defendant Distribution Data (Anda 12/1996 - 1/2015)

Safeway Pharmacy #0964 (10/2004 to 12/2018)
DEA: BS7021758
4950 Mission
San Francisco, CA 94112

Anda, Inc Hydrocodone Shipments to Safeway Pharmacy #0964, by Strength

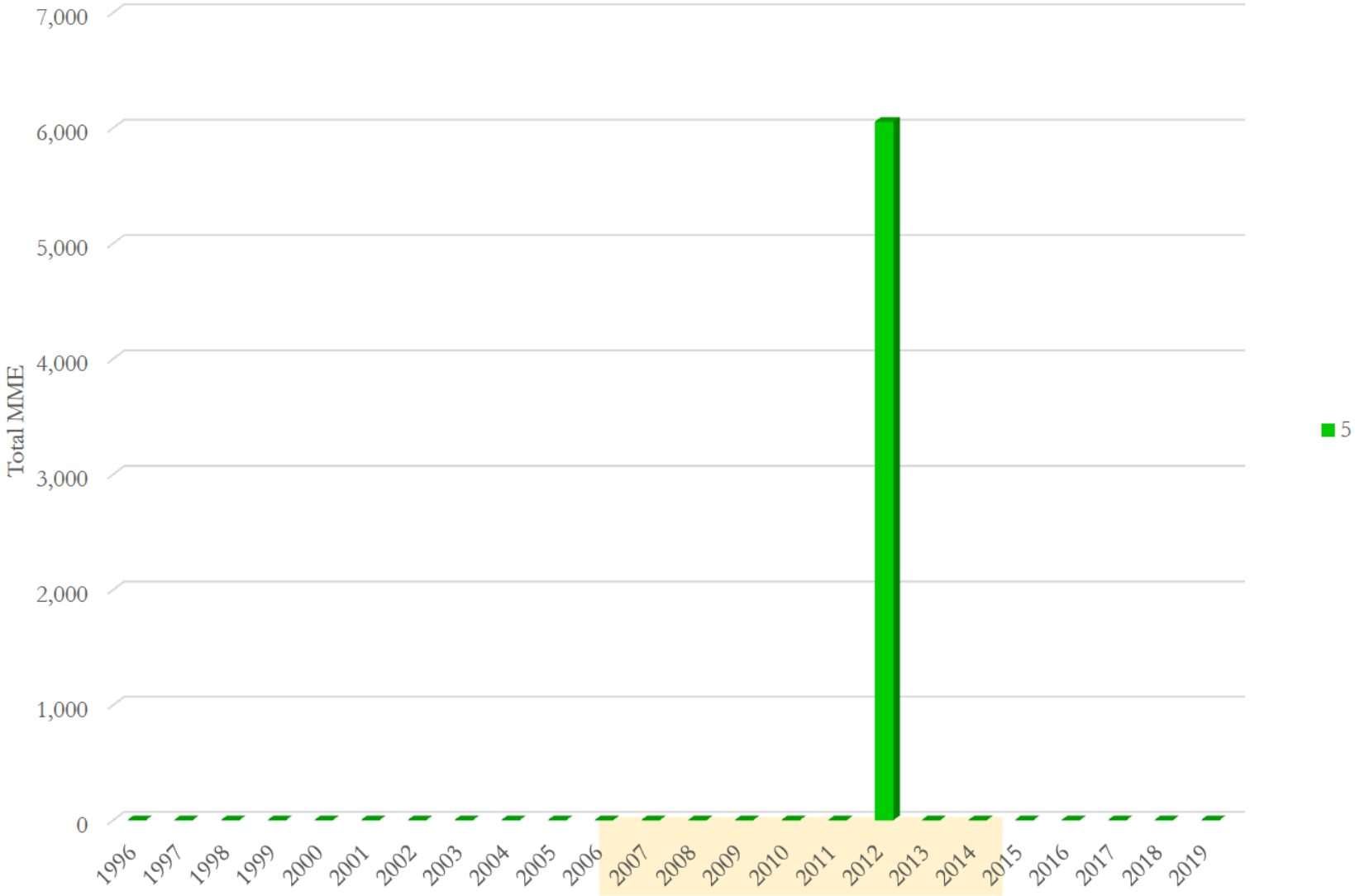

Data source: ARCOS (2006-2014) and Defendant Distribution Data (Anda 12/1996 - 1/2015)

Safeway Pharmacy #0964 (10/2004 to 12/2018)
DEA: BS7021758
4950 Mission
San Francisco, CA 94112

Anda, Inc Hydrocodone Shipments to Safeway Pharmacy #0964, by Strength

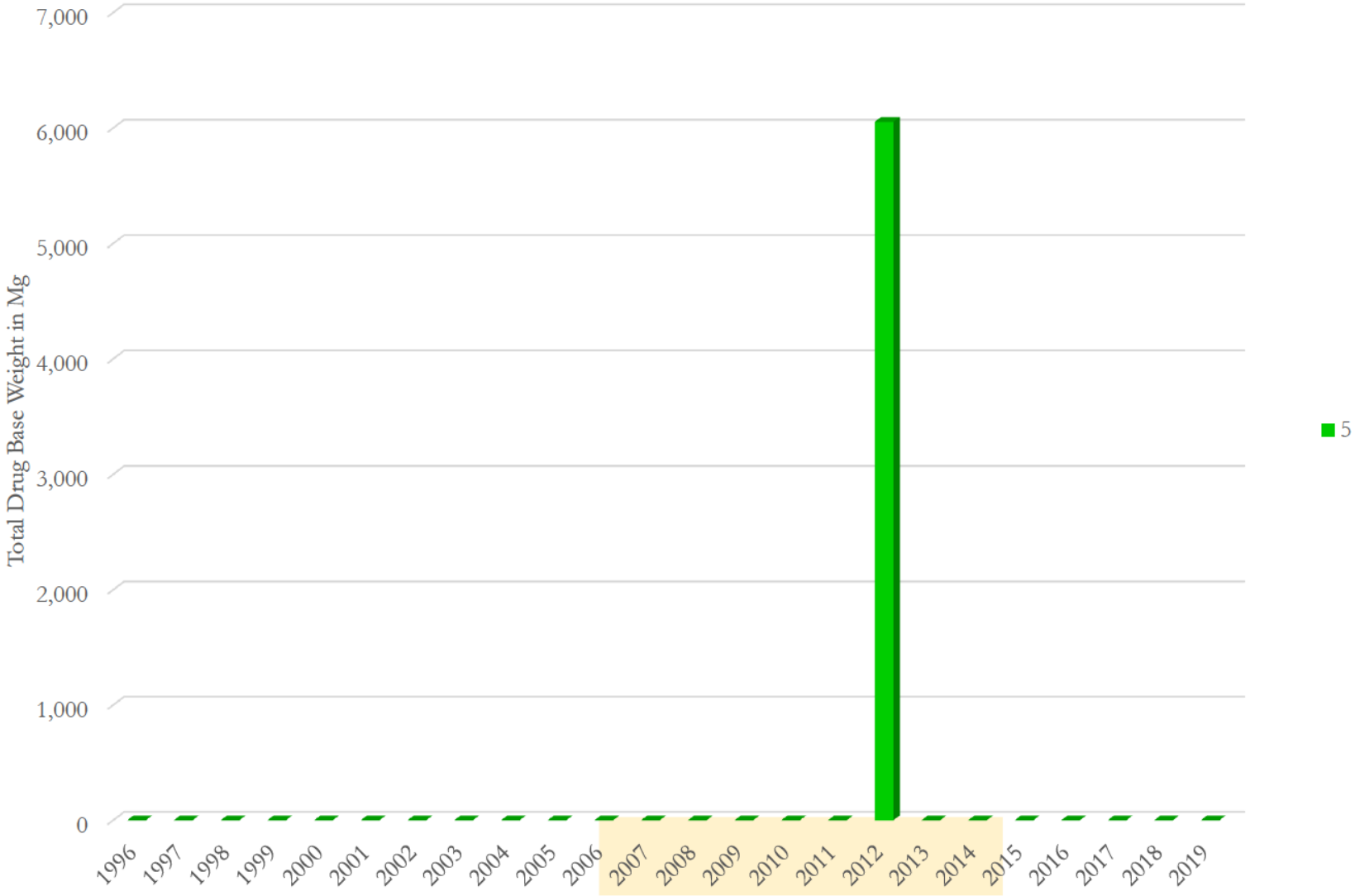

Data source: ARCOS (2006-2014) and Defendant Distribution Data (Anda 12/1996 - 1/2015)

Anda, Inc Hydrocodone Shipments to Safeway Pharmacy #0964, by Strength
(Total Dosage Units)

Strength Year\	5	Total	Avg. Str
1996	0	**0**	
1997	0	**0**	
1998	0	**0**	
1999	0	**0**	
2000	0	**0**	
2001	0	**0**	
2002	0	**0**	
2003	0	**0**	
2004	0	**0**	
2005	0	**0**	
2006	0	**0**	
2007	0	**0**	
2008	0	**0**	
2009	0	**0**	
2010	0	**0**	
2011	0	**0**	
2012	2,000	**2,000**	5.00
2013	0	**0**	
2014	0	**0**	
2015	0	**0**	
2016	0	**0**	
2017	0	**0**	
2018	0	**0**	
2019	0	**0**	
Total	**2,000**	**2,000**	5.00

Data source: ARCOS (2006-2014) and Defendant Distribution Data (Anda 12/1996 - 1/2015)

Anda, Inc Hydrocodone Shipments to Safeway Pharmacy #0964, by Strength
(Total MME)

Strength Year\	5	Total	Avg. Str
1996	0	**0**	
1997	0	**0**	
1998	0	**0**	
1999	0	**0**	
2000	0	**0**	
2001	0	**0**	
2002	0	**0**	
2003	0	**0**	
2004	0	**0**	
2005	0	**0**	
2006	0	**0**	
2007	0	**0**	
2008	0	**0**	
2009	0	**0**	
2010	0	**0**	
2011	0	**0**	
2012	6,054	**6,054**	5.00
2013	0	**0**	
2014	0	**0**	
2015	0	**0**	
2016	0	**0**	
2017	0	**0**	
2018	0	**0**	
2019	0	**0**	
Total	**6,054**	**6,054**	5.00

Data source: ARCOS (2006-2014) and Defendant Distribution Data (Anda 12/1996 - 1/2015)

Anda, Inc Hydrocodone Shipments to Safeway Pharmacy #0964, by Strength
(Total Drug Base Weight in Milligram)

Strength Year\	5	Total	Avg. Str
1996	0	**0**	
1997	0	**0**	
1998	0	**0**	
1999	0	**0**	
2000	0	**0**	
2001	0	**0**	
2002	0	**0**	
2003	0	**0**	
2004	0	**0**	
2005	0	**0**	
2006	0	**0**	
2007	0	**0**	
2008	0	**0**	
2009	0	**0**	
2010	0	**0**	
2011	0	**0**	
2012	6,054	**6,054**	5.00
2013	0	**0**	
2014	0	**0**	
2015	0	**0**	
2016	0	**0**	
2017	0	**0**	
2018	0	**0**	
2019	0	**0**	
Total	**6,054**	**6,054**	5.00

Data source: ARCOS (2006-2014) and Defendant Distribution Data (Anda 12/1996 - 1/2015)

Walgreens # 05815 (1/2003 to 12/2012)
DEA: BW7419787
2801 Jones Street
San Francisco, CA 94133

Walgreen Co Hydrocodone Shipments to Walgreens # 05815

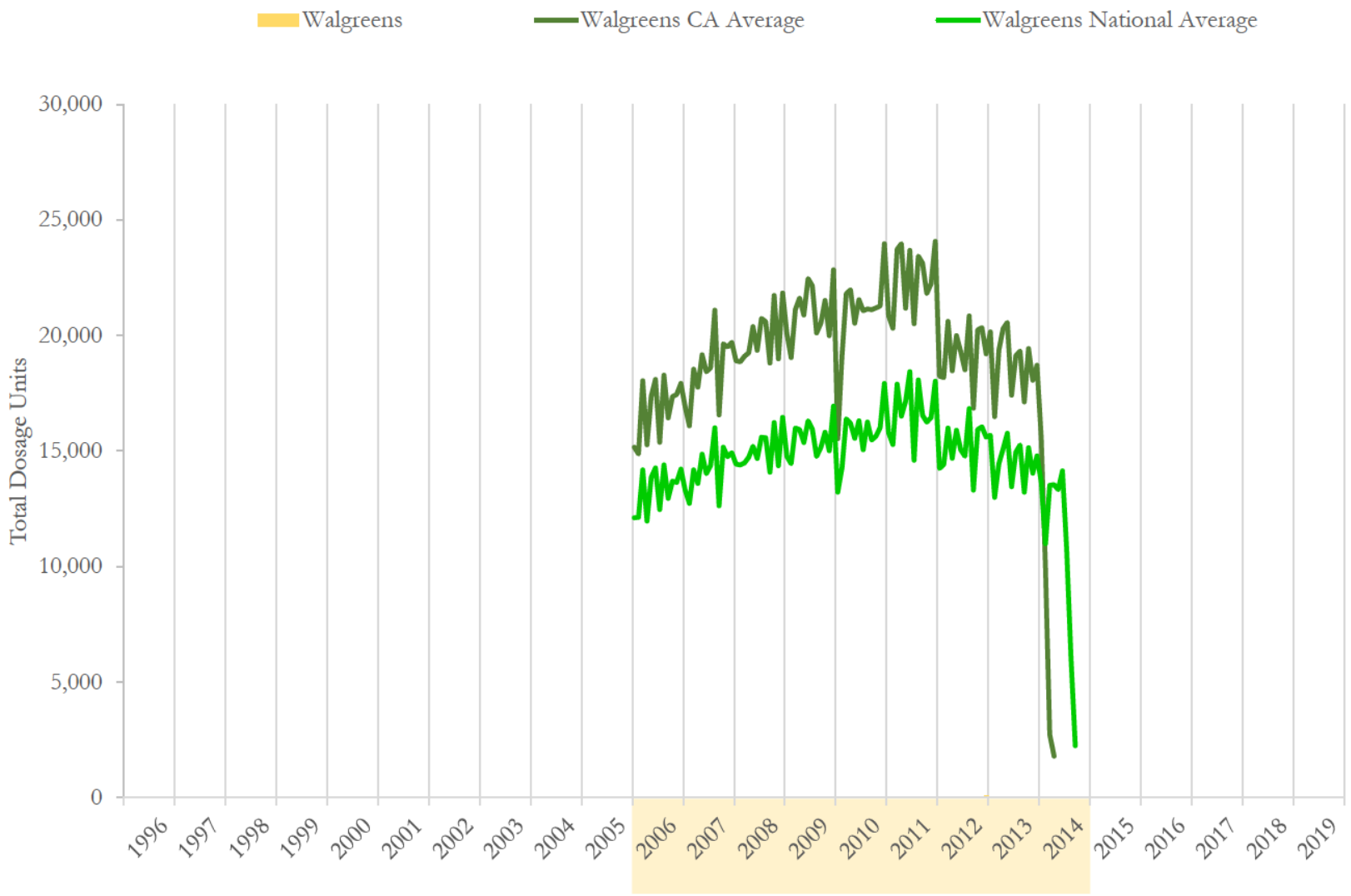

National and state averages reflect hydrocodone shipped from Walgreen Co to all active pharmacies each month.
Data source: ARCOS (2006-2014) and Defendant Distribution Data (Walgreens 1/2006 - 3/2014)

Walgreens # 05815 (1/2003 to 12/2012)
DEA: BW7419787
2801 Jones Street
San Francisco, CA 94133

Walgreen Co Hydrocodone Shipments to Walgreens # 05815

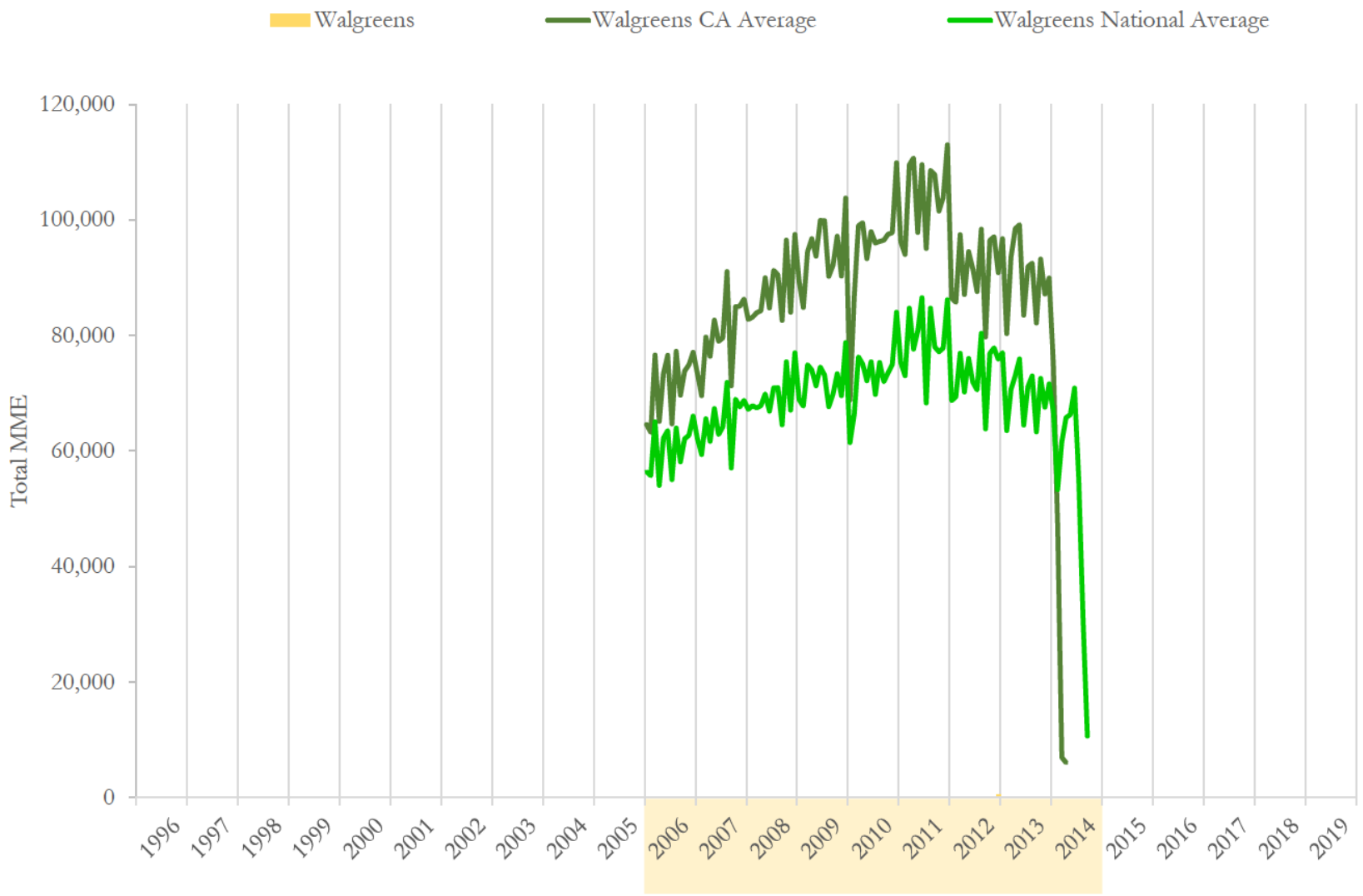

National and state averages reflect hydrocodone shipped from Walgreen Co to all active pharmacies each month.
Data source: ARCOS (2006-2014) and Defendant Distribution Data (Walgreens 1/2006 - 3/2014)

Walgreens # 05815 (1/2003 to 12/2012)
DEA: BW7419787
2801 Jones Street
San Francisco, CA 94133

Walgreen Co Hydrocodone Shipments to Walgreens # 05815

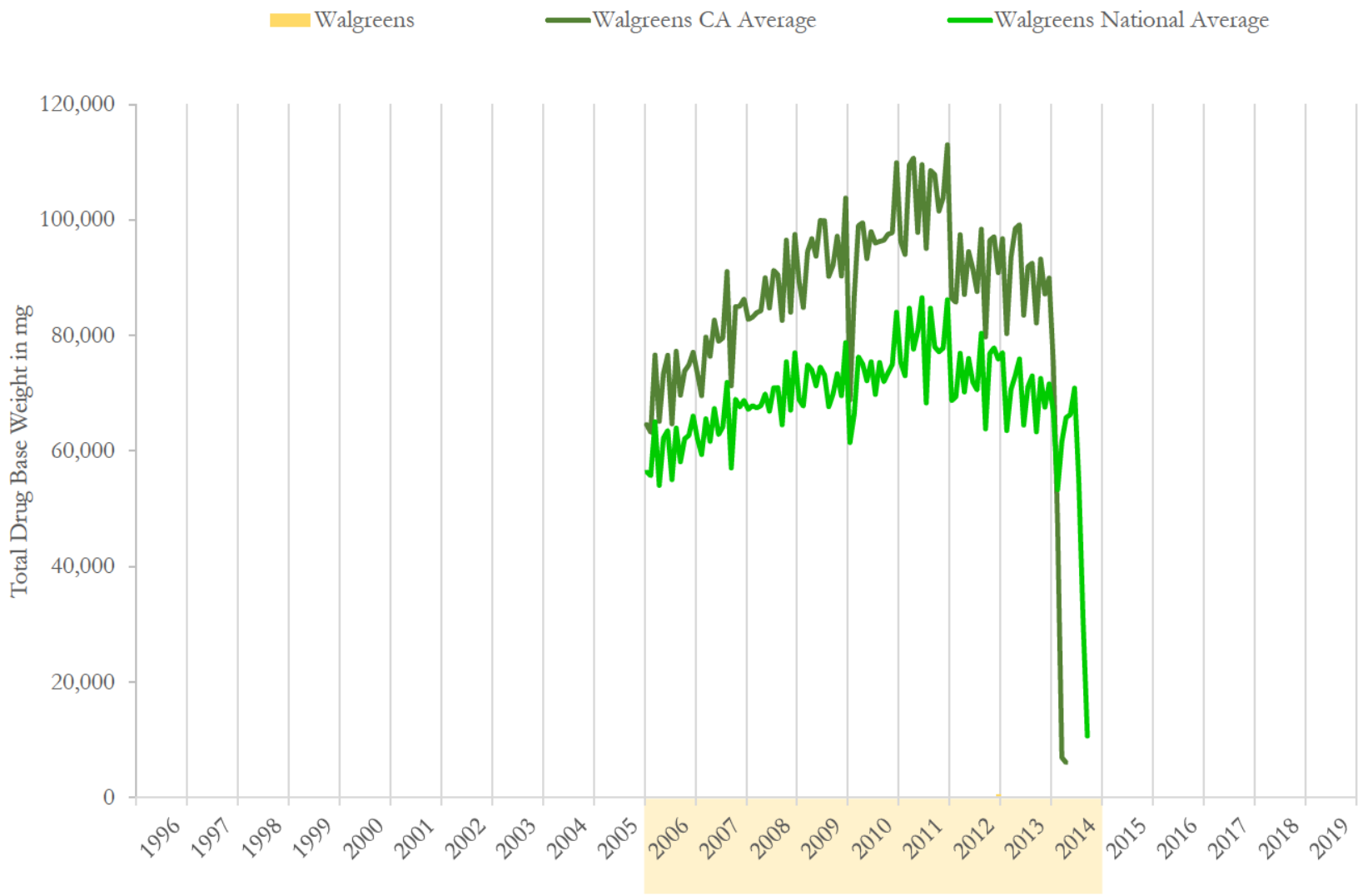

National and state averages reflect hydrocodone shipped from Walgreen Co to all active pharmacies each month.
Data source: ARCOS (2006-2014) and Defendant Distribution Data (Walgreens 1/2006 - 3/2014)

Walgreen Co Hydrocodone Shipments to Walgreens # 05815

	Dosage Units		MME		Drug Base Weight in mg	
Date	Walgreens	% Change	Walgreens	% Change	Walgreens	% Change
01/2012	0	n/a	0	n/a	0	n/a
02/2012	0	n/a	0	n/a	0	n/a
03/2012	0	n/a	0	n/a	0	n/a
04/2012	0	n/a	0	n/a	0	n/a
05/2012	0	n/a	0	n/a	0	n/a
06/2012	0	n/a	0	n/a	0	n/a
07/2012	0	n/a	0	n/a	0	n/a
08/2012	0	n/a	0	n/a	0	n/a
09/2012	0	n/a	0	n/a	0	n/a
10/2012	0	n/a	0	n/a	0	n/a
11/2012	0	n/a	0	n/a	0	n/a
12/2012	100	n/a	454	n/a	454	n/a
01/2013	0	-100.0%	0	-100.0%	0	-100.0%
02/2013	0	n/a	0	n/a	0	n/a
03/2013	0	n/a	0	n/a	0	n/a
04/2013	0	n/a	0	n/a	0	n/a
05/2013	0	n/a	0	n/a	0	n/a
06/2013	0	n/a	0	n/a	0	n/a
07/2013	0	n/a	0	n/a	0	n/a
08/2013	0	n/a	0	n/a	0	n/a
09/2013	0	n/a	0	n/a	0	n/a
10/2013	0	n/a	0	n/a	0	n/a
11/2013	0	n/a	0	n/a	0	n/a
12/2013	0	n/a	0	n/a	0	n/a

Data source: ARCOS (2006-2014) and Defendant Distribution Data (Walgreens 1/2006 - 3/2014)

Walgreens # 05815 (1/2003 to 12/2012)
DEA: BW7419787
2801 Jones Street
San Francisco, CA 94133

Walgreen Co Hydrocodone Shipments to Walgreens # 05815

	Dosage Units		MME		Drug Base Weight in mg	
Date	Walgreens	% Change	Walgreens	% Change	Walgreens	% Change
1996	0		0		0	
1997	0	n/a	0	n/a	0	n/a
1998	0	n/a	0	n/a	0	n/a
1999	0	n/a	0	n/a	0	n/a
2000	0	n/a	0	n/a	0	n/a
2001	0	n/a	0	n/a	0	n/a
2002	0	n/a	0	n/a	0	n/a
2003	0	n/a	0	n/a	0	n/a
2004	0	n/a	0	n/a	0	n/a
2005	0	n/a	0	n/a	0	n/a
2006	0	n/a	0	n/a	0	n/a
2007	0	n/a	0	n/a	0	n/a
2008	0	n/a	0	n/a	0	n/a
2009	0	n/a	0	n/a	0	n/a
2010	0	n/a	0	n/a	0	n/a
2011	0	n/a	0	n/a	0	n/a
2012	100	n/a	454	n/a	454	n/a
2013	0	-100.0%	0	-100.0%	0	-100.0%
2014	0	n/a	0	n/a	0	n/a
2015	0	n/a	0	n/a	0	n/a
2016	0	n/a	0	n/a	0	n/a
2017	0	n/a	0	n/a	0	n/a
2018	0	n/a	0	n/a	0	n/a
2019	0	n/a	0	n/a	0	n/a
Total	**100**		**454**		**454**	

Data source: ARCOS (2006-2014) and Defendant Distribution Data (Walgreens 1/2006 - 3/2014)

Walgreens # 05815 (1/2003 to 12/2012)
DEA: BW7419787
2801 Jones Street
San Francisco, CA 94133

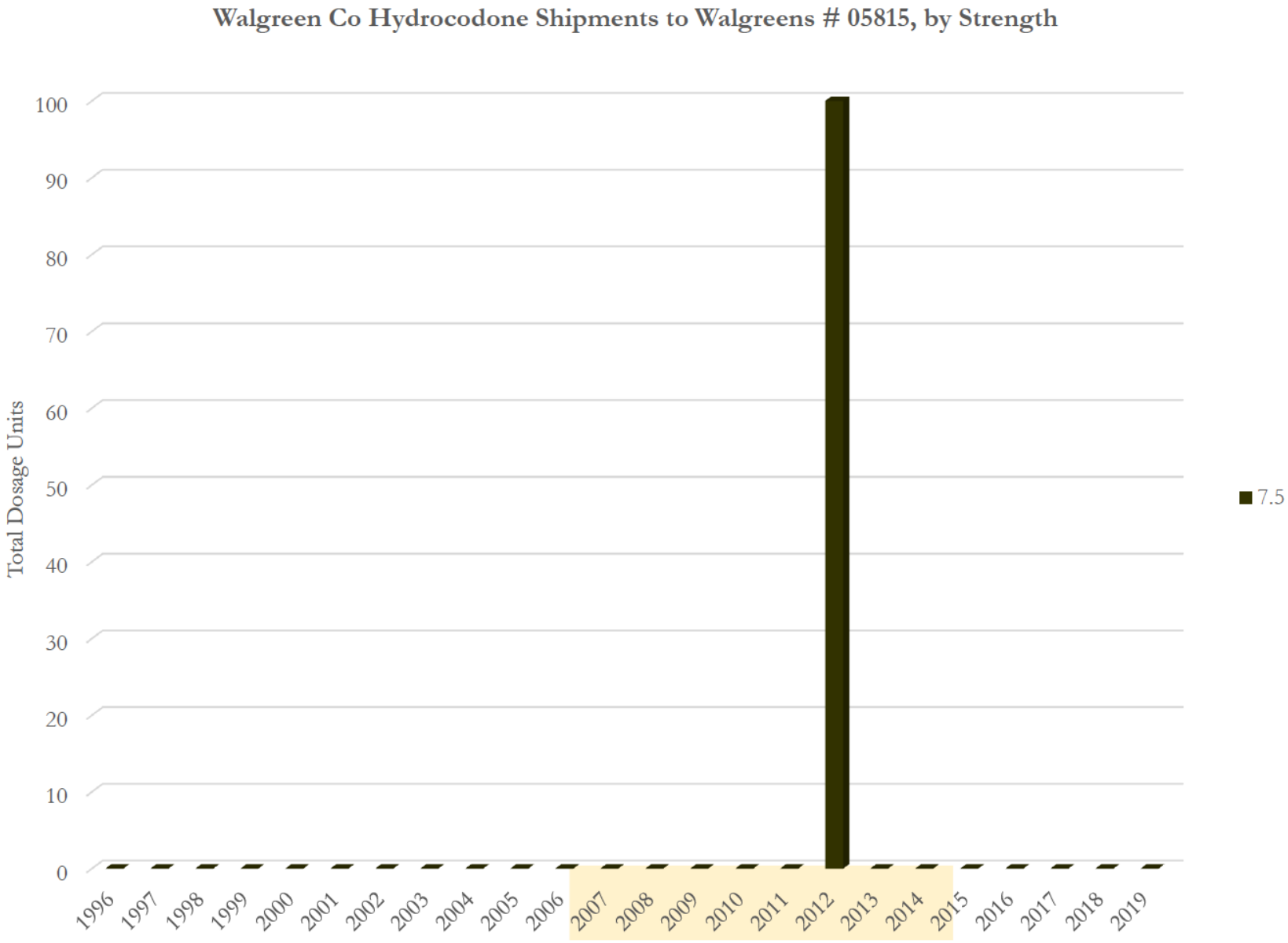

Data source: ARCOS (2006-2014) and Defendant Distribution Data (Walgreens 1/2006 - 3/2014)

Walgreens # 05815 (1/2003 to 12/2012)
DEA: BW7419787
2801 Jones Street
San Francisco, CA 94133

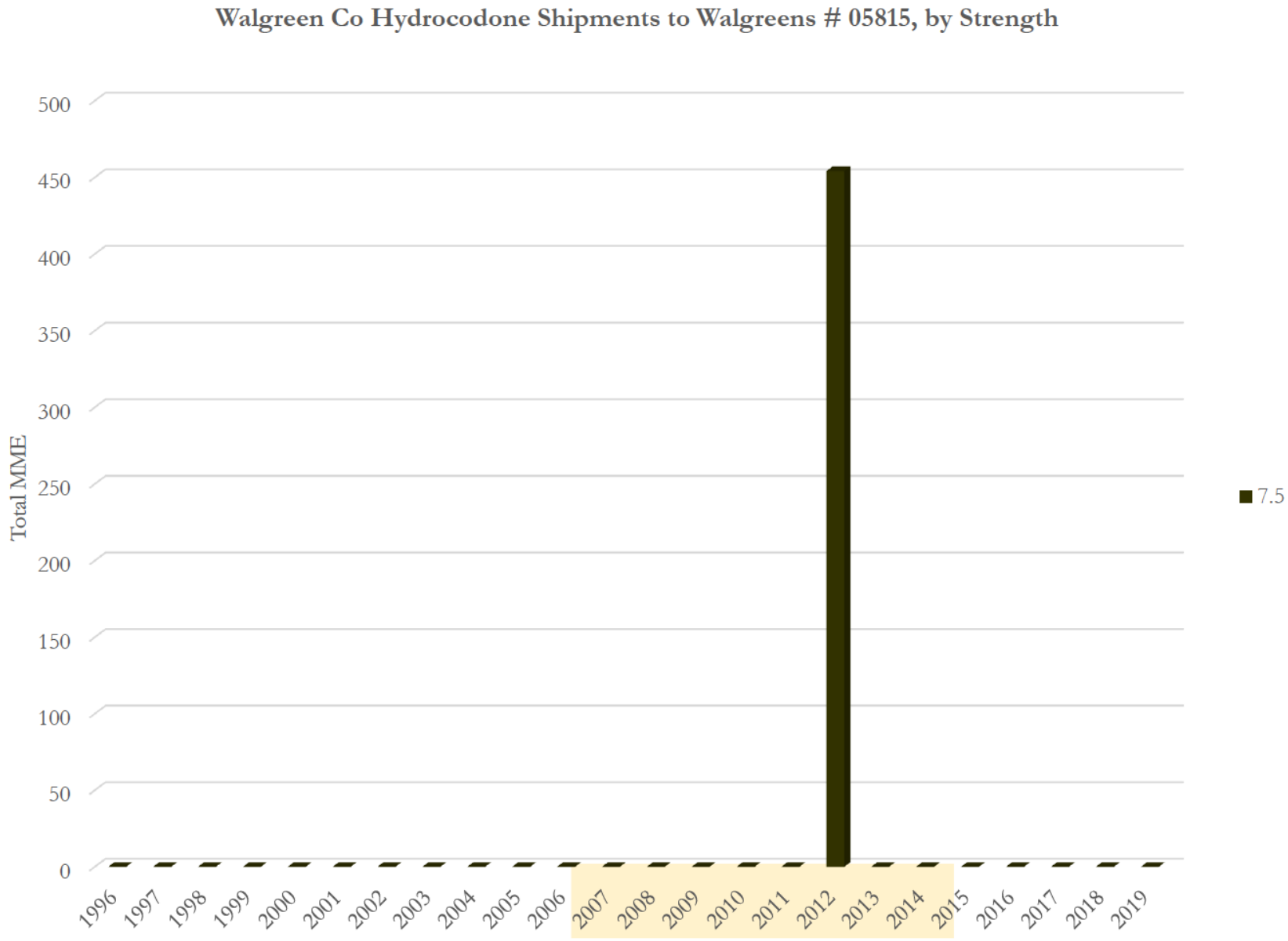

Data source: ARCOS (2006-2014) and Defendant Distribution Data (Walgreens 1/2006 - 3/2014)

Walgreens # 05815 (1/2003 to 12/2012)
DEA: BW7419787
2801 Jones Street
San Francisco, CA 94133

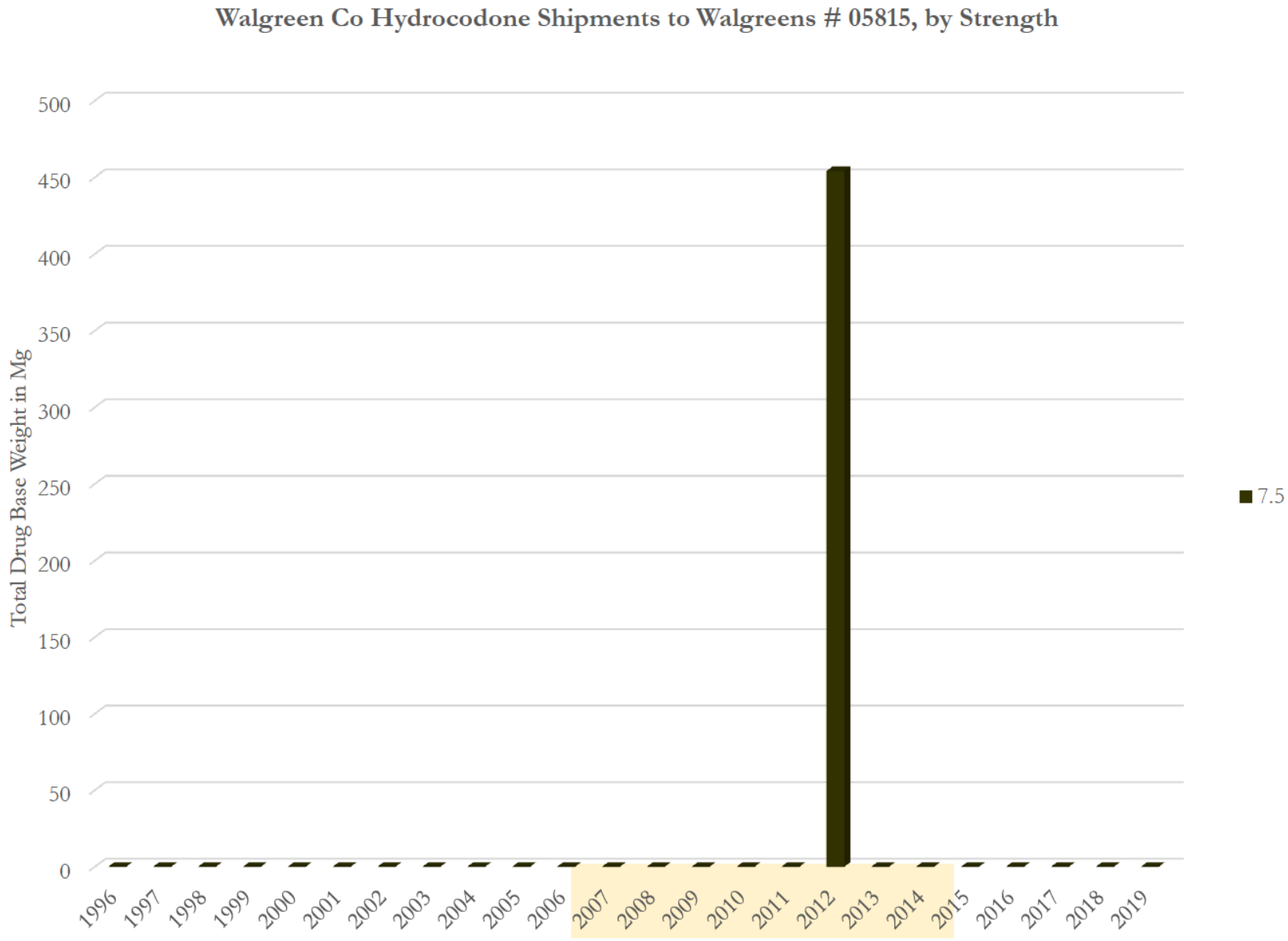

Data source: ARCOS (2006-2014) and Defendant Distribution Data (Walgreens 1/2006 - 3/2014)

Walgreens # 05815 (1/2003 to 12/2012)
DEA: BW7419787
2801 Jones Street
San Francisco, CA 94133

Walgreen Co Hydrocodone Shipments to Walgreens # 05815, by Strength
(Total Dosage Units)

Strength Year\	7.5	Total	Avg. Str
1996	0	**0**	
1997	0	**0**	
1998	0	**0**	
1999	0	**0**	
2000	0	**0**	
2001	0	**0**	
2002	0	**0**	
2003	0	**0**	
2004	0	**0**	
2005	0	**0**	
2006	0	**0**	
2007	0	**0**	
2008	0	**0**	
2009	0	**0**	
2010	0	**0**	
2011	0	**0**	
2012	100	**100**	7.50
2013	0	**0**	
2014	0	**0**	
2015	0	**0**	
2016	0	**0**	
2017	0	**0**	
2018	0	**0**	
2019	0	**0**	
Total	**100**	**100**	7.50

Data source: ARCOS (2006-2014) and Defendant Distribution Data (Walgreens 1/2006 - 3/2014)

Walgreens # 05815 (1/2003 to 12/2012)
DEA: BW7419787
2801 Jones Street
San Francisco, CA 94133

Walgreen Co Hydrocodone Shipments to Walgreens # 05815, by Strength
(Total MME)

Strength Year\	7.5	Total	Avg. Str
1996	0	**0**	
1997	0	**0**	
1998	0	**0**	
1999	0	**0**	
2000	0	**0**	
2001	0	**0**	
2002	0	**0**	
2003	0	**0**	
2004	0	**0**	
2005	0	**0**	
2006	0	**0**	
2007	0	**0**	
2008	0	**0**	
2009	0	**0**	
2010	0	**0**	
2011	0	**0**	
2012	454	**454**	7.50
2013	0	**0**	
2014	0	**0**	
2015	0	**0**	
2016	0	**0**	
2017	0	**0**	
2018	0	**0**	
2019	0	**0**	
Total	**454**	**454**	7.50

Data source: ARCOS (2006-2014) and Defendant Distribution Data (Walgreens 1/2006 - 3/2014)

Walgreens # 05815 (1/2003 to 12/2012)
DEA: BW7419787
2801 Jones Street
San Francisco, CA 94133

Walgreen Co Hydrocodone Shipments to Walgreens # 05815, by Strength
(Total Drug Base Weight in Milligram)

Strength Year\	7.5	Total	Avg. Str
1996	0	**0**	
1997	0	**0**	
1998	0	**0**	
1999	0	**0**	
2000	0	**0**	
2001	0	**0**	
2002	0	**0**	
2003	0	**0**	
2004	0	**0**	
2005	0	**0**	
2006	0	**0**	
2007	0	**0**	
2008	0	**0**	
2009	0	**0**	
2010	0	**0**	
2011	0	**0**	
2012	454	**454**	7.50
2013	0	**0**	
2014	0	**0**	
2015	0	**0**	
2016	0	**0**	
2017	0	**0**	
2018	0	**0**	
2019	0	**0**	
Total	**454**	**454**	7.50

Data source: ARCOS (2006-2014) and Defendant Distribution Data (Walgreens 1/2006 - 3/2014)

North East Medical Services (1/2005 to 12/2018)
DEA: AN3248641
1520 Stockton Street
San Francisco, CA 94133

Anda, Inc Hydrocodone Shipments to North East Medical Services

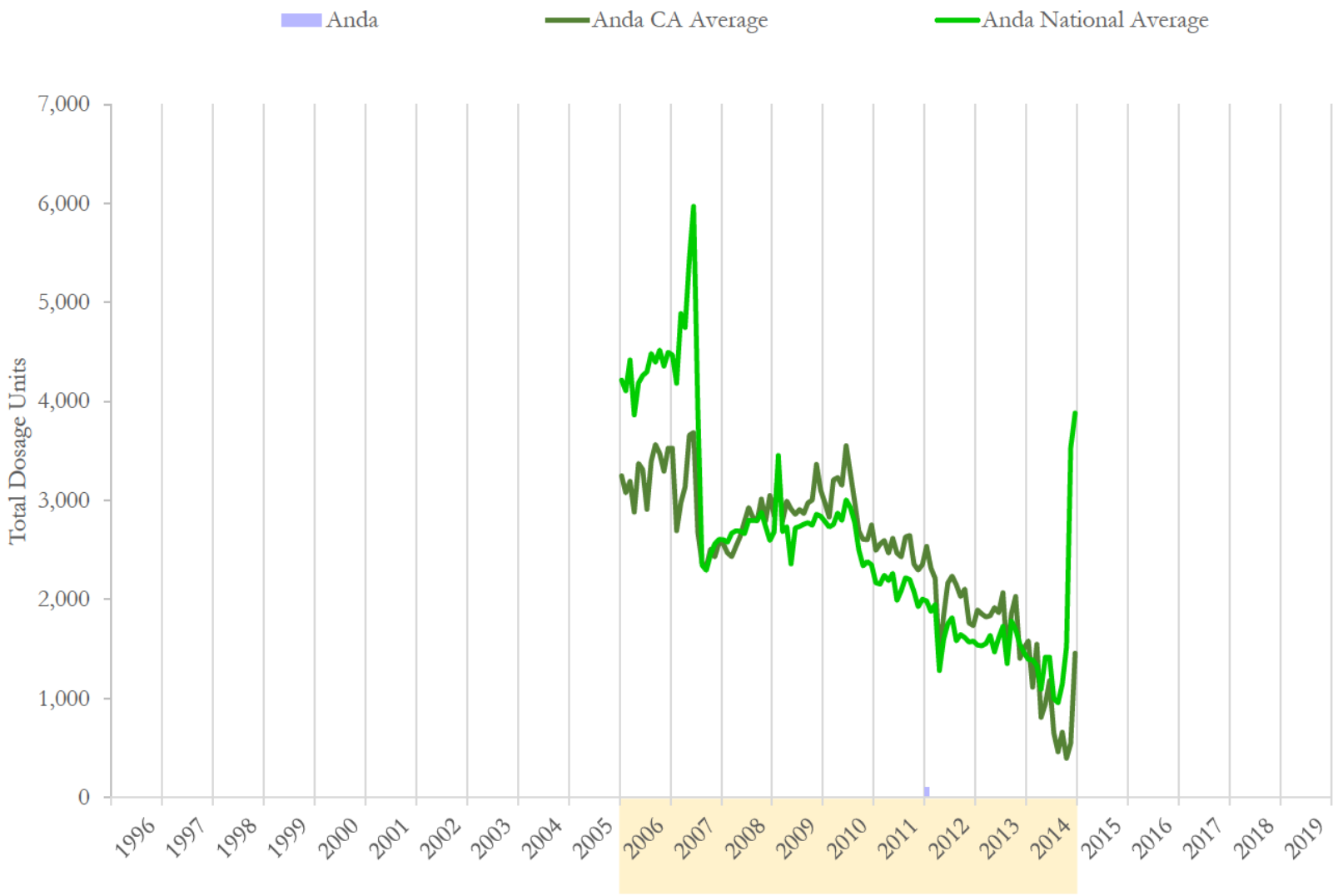

National and state averages reflect hydrocodone shipped from Anda, Inc to all active pharmacies each month.
Data source: ARCOS (2006-2014) and Defendant Distribution Data (Anda 12/1996 - 1/2015)

North East Medical Services (1/2005 to 12/2018)
DEA: AN3248641
1520 Stockton Street
San Francisco, CA 94133

Anda, Inc Hydrocodone Shipments to North East Medical Services

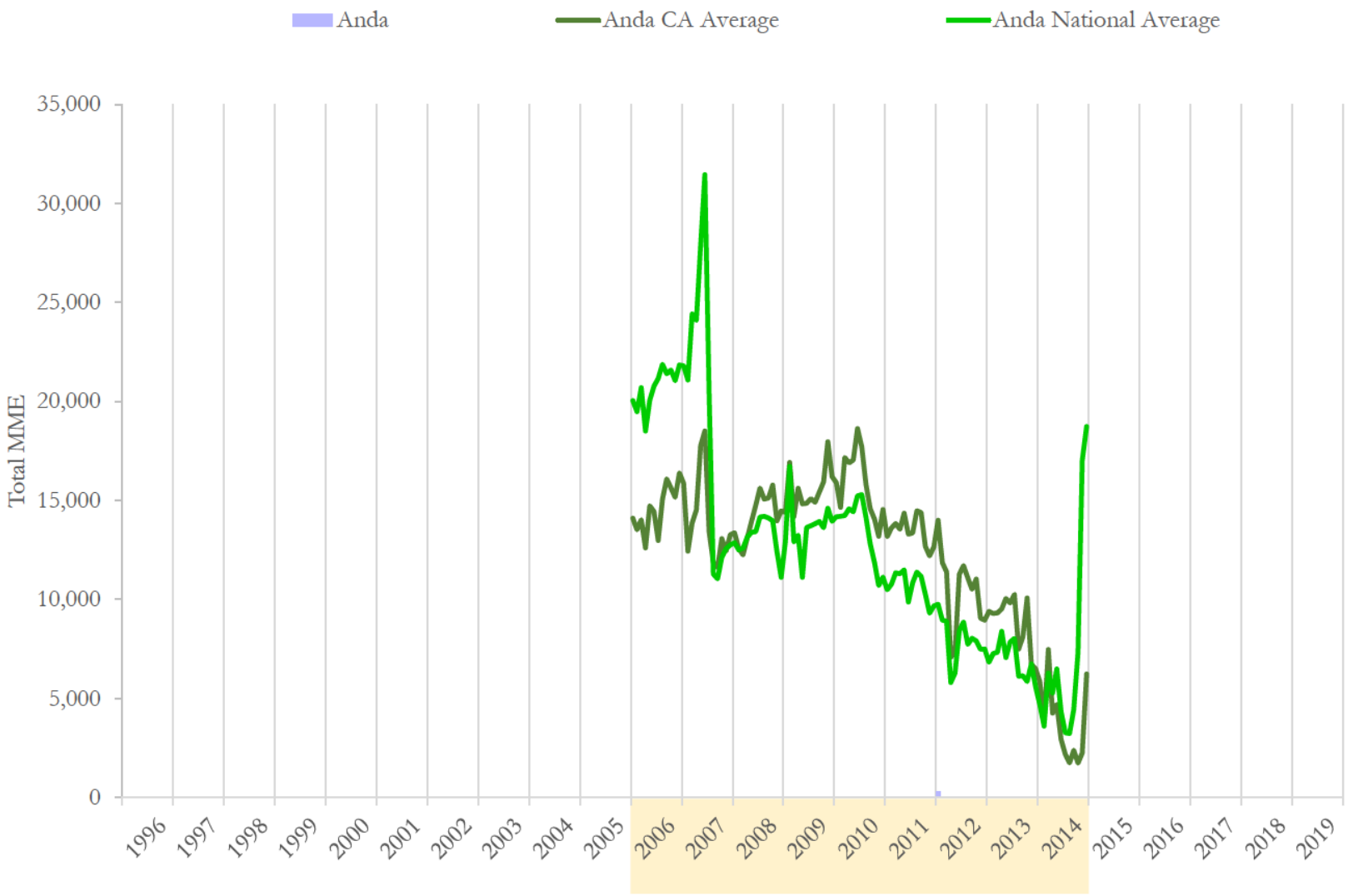

National and state averages reflect hydrocodone shipped from Anda, Inc to all active pharmacies each month.
Data source: ARCOS (2006-2014) and Defendant Distribution Data (Anda 12/1996 - 1/2015)

North East Medical Services (1/2005 to 12/2018)
DEA: AN3248641
1520 Stockton Street
San Francisco, CA 94133

Anda, Inc Hydrocodone Shipments to North East Medical Services

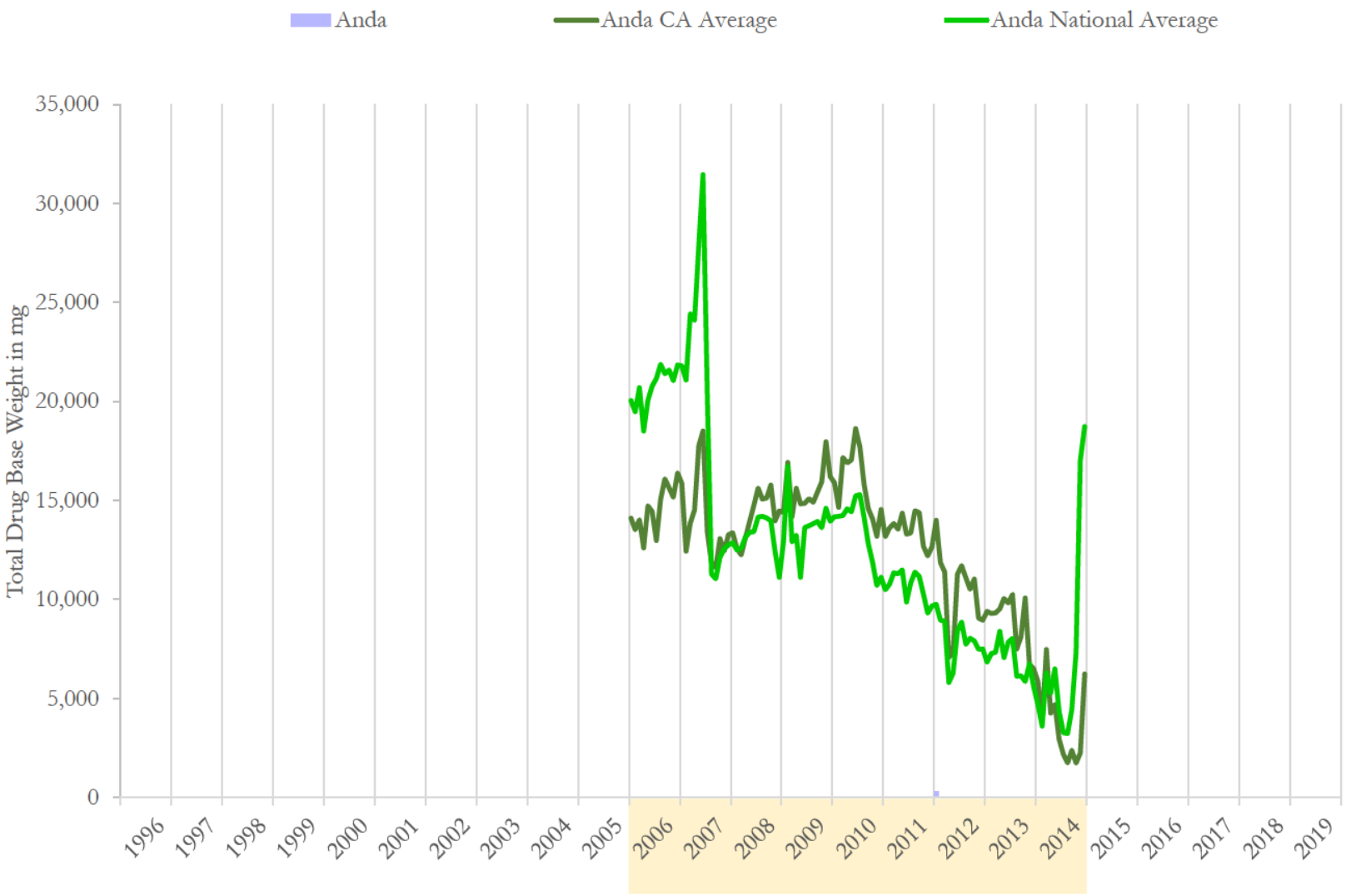

National and state averages reflect hydrocodone shipped from Anda, Inc to all active pharmacies each month.
Data source: ARCOS (2006-2014) and Defendant Distribution Data (Anda 12/1996 - 1/2015)

North East Medical Services (1/2005 to 12/2018)
DEA: AN3248641
1520 Stockton Street
San Francisco, CA 94133

Anda, Inc Hydrocodone Shipments to North East Medical Services

	Dosage Units		MME		Drug Base Weight in mg	
Date	Anda	% Change	Anda	% Change	Anda	% Change
01/2012	100	n/a	303	n/a	303	n/a
02/2012	0	-100.0%	0	-100.0%	0	-100.0%
03/2012	0	n/a	0	n/a	0	n/a
04/2012	0	n/a	0	n/a	0	n/a
05/2012	0	n/a	0	n/a	0	n/a
06/2012	0	n/a	0	n/a	0	n/a
07/2012	0	n/a	0	n/a	0	n/a
08/2012	0	n/a	0	n/a	0	n/a
09/2012	0	n/a	0	n/a	0	n/a
10/2012	0	n/a	0	n/a	0	n/a
11/2012	0	n/a	0	n/a	0	n/a
12/2012	0	n/a	0	n/a	0	n/a
01/2013	0	n/a	0	n/a	0	n/a
02/2013	0	n/a	0	n/a	0	n/a
03/2013	0	n/a	0	n/a	0	n/a
04/2013	0	n/a	0	n/a	0	n/a
05/2013	0	n/a	0	n/a	0	n/a
06/2013	0	n/a	0	n/a	0	n/a
07/2013	0	n/a	0	n/a	0	n/a
08/2013	0	n/a	0	n/a	0	n/a
09/2013	0	n/a	0	n/a	0	n/a
10/2013	0	n/a	0	n/a	0	n/a
11/2013	0	n/a	0	n/a	0	n/a
12/2013	0	n/a	0	n/a	0	n/a

Data source: ARCOS (2006-2014) and Defendant Distribution Data (Anda 12/1996 - 1/2015)

North East Medical Services (1/2005 to 12/2018)
DEA: AN3248641
1520 Stockton Street
San Francisco, CA 94133

Anda, Inc Hydrocodone Shipments to North East Medical Services

	Dosage Units		MME		Drug Base Weight in mg	
Date	**Anda**	**% Change**	**Anda**	**% Change**	**Anda**	**% Change**
1996	0		0		0	
1997	0	n/a	0	n/a	0	n/a
1998	0	n/a	0	n/a	0	n/a
1999	0	n/a	0	n/a	0	n/a
2000	0	n/a	0	n/a	0	n/a
2001	0	n/a	0	n/a	0	n/a
2002	0	n/a	0	n/a	0	n/a
2003	0	n/a	0	n/a	0	n/a
2004	0	n/a	0	n/a	0	n/a
2005	0	n/a	0	n/a	0	n/a
2006	0	n/a	0	n/a	0	n/a
2007	0	n/a	0	n/a	0	n/a
2008	0	n/a	0	n/a	0	n/a
2009	0	n/a	0	n/a	0	n/a
2010	0	n/a	0	n/a	0	n/a
2011	0	n/a	0	n/a	0	n/a
2012	100	n/a	303	n/a	303	n/a
2013	0	-100.0%	0	-100.0%	0	-100.0%
2014	0	n/a	0	n/a	0	n/a
2015	0	n/a	0	n/a	0	n/a
2016	0	n/a	0	n/a	0	n/a
2017	0	n/a	0	n/a	0	n/a
2018	0	n/a	0	n/a	0	n/a
2019	0	n/a	0	n/a	0	n/a
Total	**100**		**303**		**303**	

Data source: ARCOS (2006-2014) and Defendant Distribution Data (Anda 12/1996 - 1/2015)

North East Medical Services (1/2005 to 12/2018)
DEA: AN3248641
1520 Stockton Street
San Francisco, CA 94133

Anda, Inc Hydrocodone Shipments to North East Medical Services, by Strength

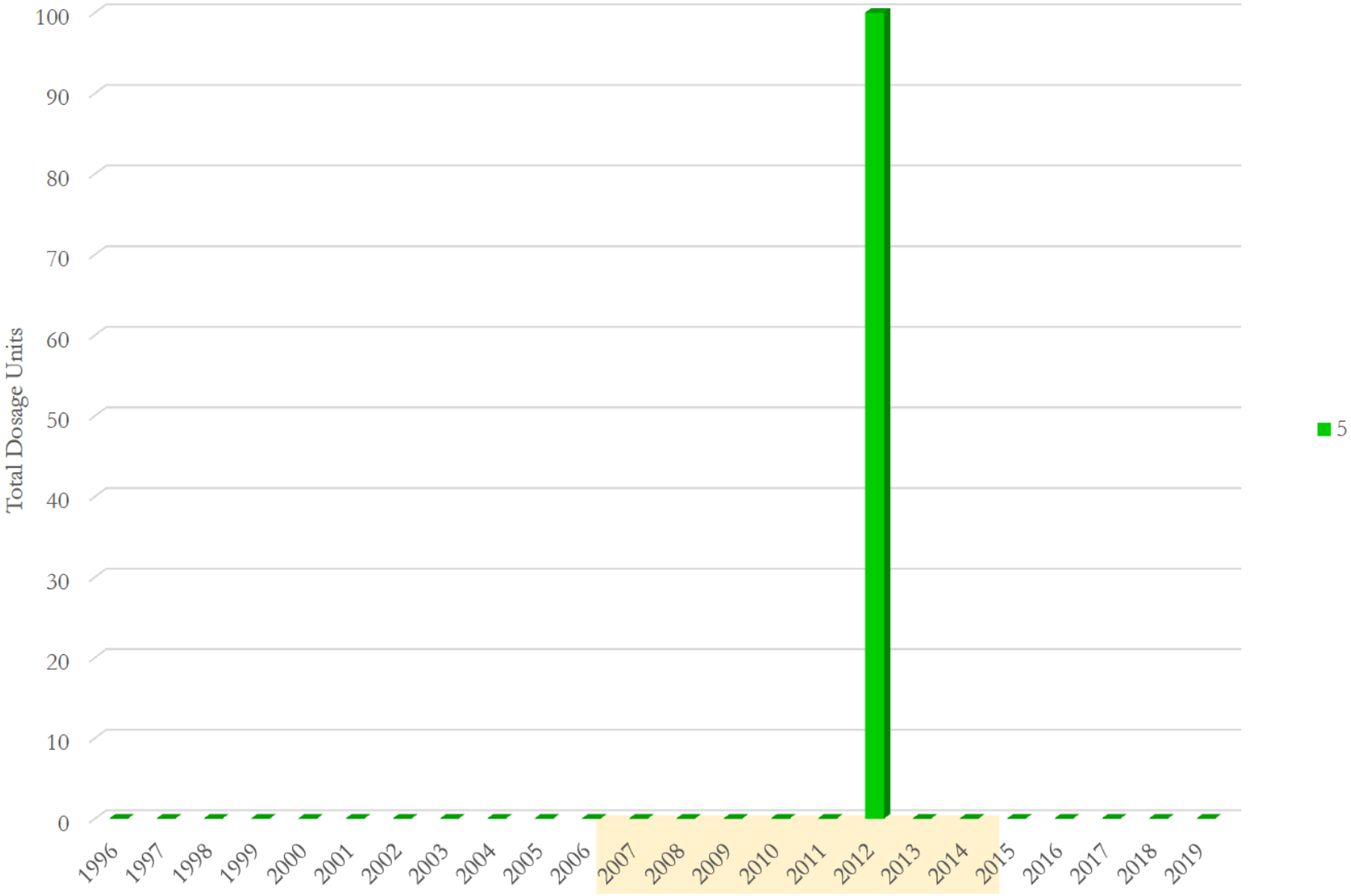

Data source: ARCOS (2006-2014) and Defendant Distribution Data (Anda 12/1996 - 1/2015)

North East Medical Services (1/2005 to 12/2018)
DEA: AN3248641
1520 Stockton Street
San Francisco, CA 94133

Anda, Inc Hydrocodone Shipments to North East Medical Services, by Strength

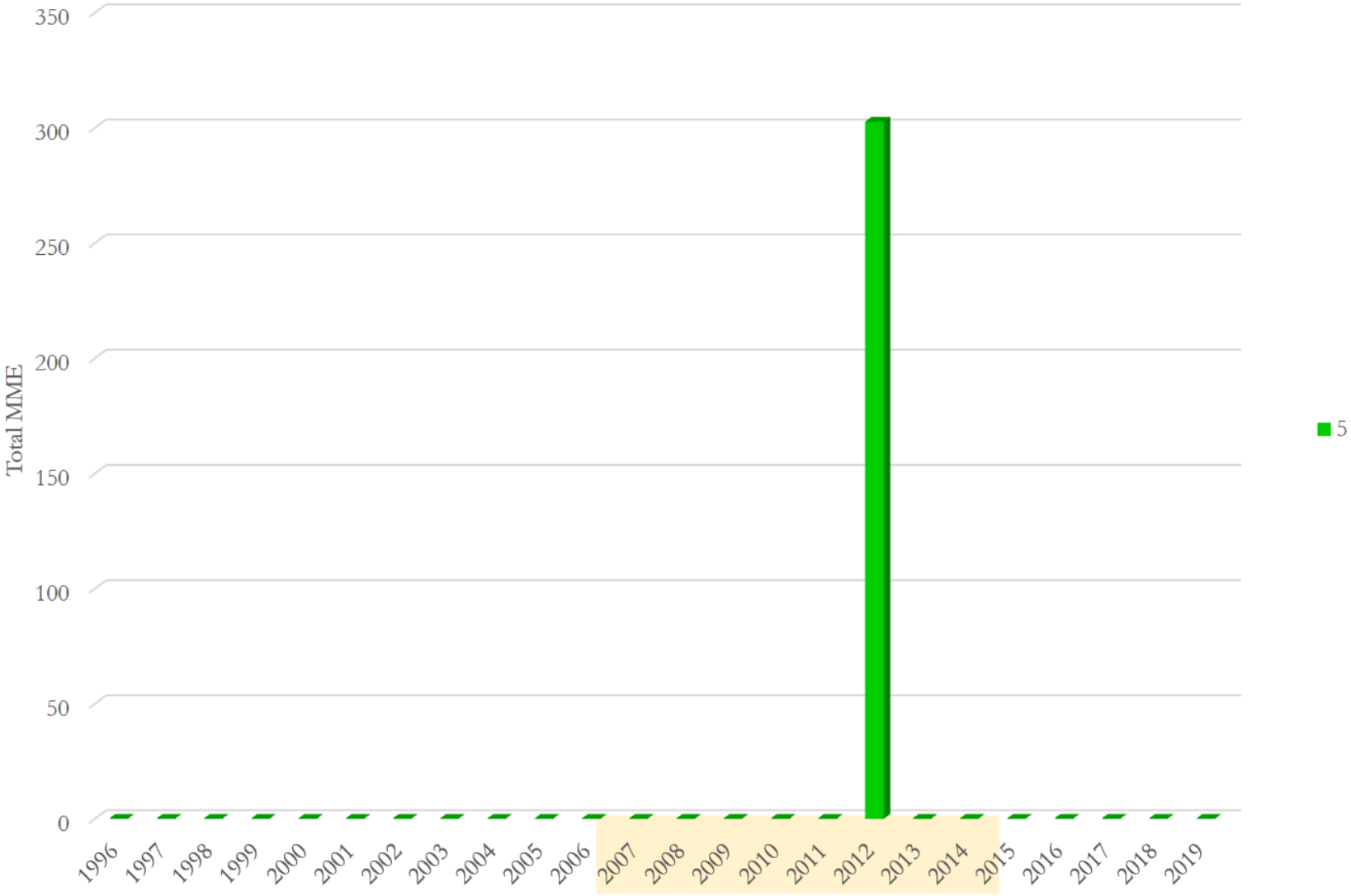

Data source: ARCOS (2006-2014) and Defendant Distribution Data (Anda 12/1996 - 1/2015)

North East Medical Services (1/2005 to 12/2018)
DEA: AN3248641
1520 Stockton Street
San Francisco, CA 94133

Anda, Inc Hydrocodone Shipments to North East Medical Services, by Strength

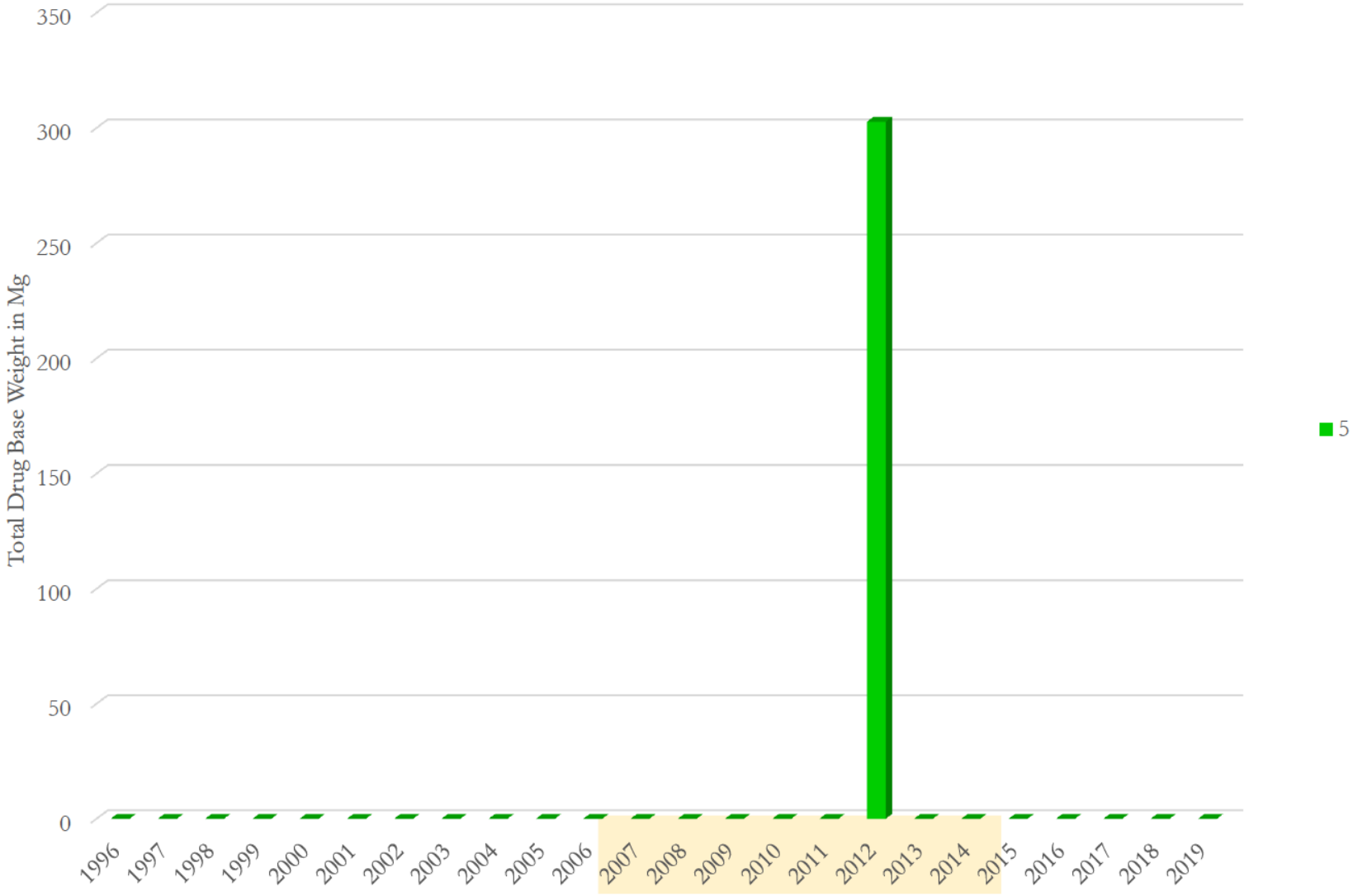

Data source: ARCOS (2006-2014) and Defendant Distribution Data (Anda 12/1996 - 1/2015)

North East Medical Services (1/2005 to 12/2018)
DEA: AN3248641
1520 Stockton Street
San Francisco, CA 94133

Anda, Inc Hydrocodone Shipments to North East Medical Services, by Strength
(Total Dosage Units)

Strength Year\	5	Total	Avg. Str
1996	0	**0**	
1997	0	**0**	
1998	0	**0**	
1999	0	**0**	
2000	0	**0**	
2001	0	**0**	
2002	0	**0**	
2003	0	**0**	
2004	0	**0**	
2005	0	**0**	
2006	0	**0**	
2007	0	**0**	
2008	0	**0**	
2009	0	**0**	
2010	0	**0**	
2011	0	**0**	
2012	100	**100**	5.00
2013	0	**0**	
2014	0	**0**	
2015	0	**0**	
2016	0	**0**	
2017	0	**0**	
2018	0	**0**	
2019	0	**0**	
Total	**100**	**100**	5.00

Data source: ARCOS (2006-2014) and Defendant Distribution Data (Anda 12/1996 - 1/2015)

Anda, Inc Hydrocodone Shipments to North East Medical Services, by Strength
(Total MME)

Strength Year\	5	Total	Avg. Str
1996	0	**0**	
1997	0	**0**	
1998	0	**0**	
1999	0	**0**	
2000	0	**0**	
2001	0	**0**	
2002	0	**0**	
2003	0	**0**	
2004	0	**0**	
2005	0	**0**	
2006	0	**0**	
2007	0	**0**	
2008	0	**0**	
2009	0	**0**	
2010	0	**0**	
2011	0	**0**	
2012	303	**303**	5.00
2013	0	**0**	
2014	0	**0**	
2015	0	**0**	
2016	0	**0**	
2017	0	**0**	
2018	0	**0**	
2019	0	**0**	
Total	**303**	**303**	5.00

Data source: ARCOS (2006-2014) and Defendant Distribution Data (Anda 12/1996 - 1/2015)

North East Medical Services (1/2005 to 12/2018)
DEA: AN3248641
1520 Stockton Street
San Francisco, CA 94133

Anda, Inc Hydrocodone Shipments to North East Medical Services, by Strength
(Total Drug Base Weight in Milligram)

Strength Year\	5	Total	Avg. Str
1996	0	**0**	
1997	0	**0**	
1998	0	**0**	
1999	0	**0**	
2000	0	**0**	
2001	0	**0**	
2002	0	**0**	
2003	0	**0**	
2004	0	**0**	
2005	0	**0**	
2006	0	**0**	
2007	0	**0**	
2008	0	**0**	
2009	0	**0**	
2010	0	**0**	
2011	0	**0**	
2012	303	**303**	5.00
2013	0	**0**	
2014	0	**0**	
2015	0	**0**	
2016	0	**0**	
2017	0	**0**	
2018	0	**0**	
2019	0	**0**	
Total	**303**	**303**	5.00

Data source: ARCOS (2006-2014) and Defendant Distribution Data (Anda 12/1996 - 1/2015)