

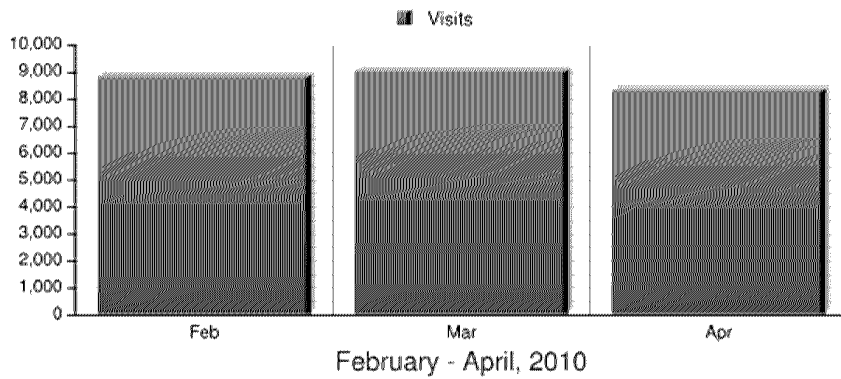
From: support@nordicmarketing.is
Sent: Saturday, May 01, 2010 12:02 PM
To: David Myers
Subject: Spam: Spam: Scheduled Report-www.actavis.us-Actavis.us - Quarterly report

Actavis.us - Quarterly report
www.actavis.us

Description This report is run monthly and shows data for the last 3 months.
EMAIL DMyers@actavis.com
Timing Feb 1, 2010 - Apr 30, 2010

VISITS - www.actavis.us

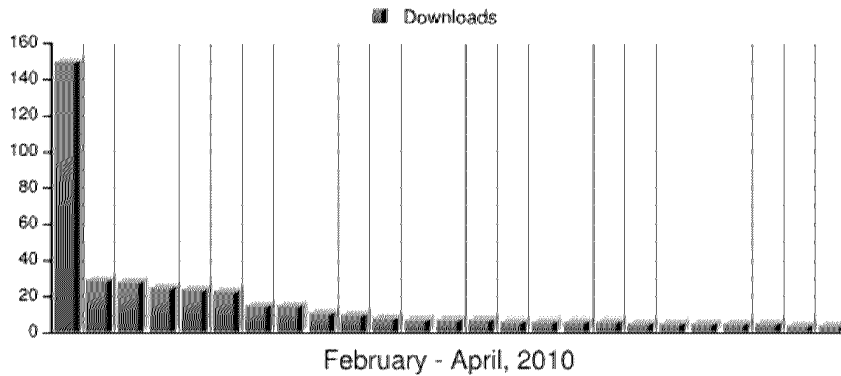
This report shows the number of visits to your web site during the selected period.



Month	Visits	%
2010 February	8,857	33.71%
2010 March	9,068	34.51%
2010 April	8,350	31.78%
Total	26,275	100.00%

DOWNLOADED FILES (BY FILE NAME) - www.actavis.us

This report shows the number of times specific files were downloaded from your web site during the selected period. The report lists the files by their names as specified on your web pages. Otherwise, the full URL of the file is shown.



Downloaded File Name Downloads %

http://www.actavis.us/NR/r.../OxycodoneHClInsert15mg_30mg823103.pdf	150	24.27%
http://www.actavis.us/NR/ronlyres/DE5CE976-.../16PackageInsert.pdf	29	4.69%
http://www.actavis.us/NR/ronlyres/70446A7C-7549-.../0472141799.pdf	28	4.53%
http://www.actavis.us/NR/ronlyres/8F480.../AboutActavisJan2008.pdf	25	4.05%
http://www.actavis.us/NR.../ActavisGroupMediaBriefing_MAR2009EN.pdf	24	3.88%
http://hugin.info/134004R/1116716/204282.pdf	23	3.72%
h.../AcetasolHCHydrocortisoneandAceticAcidOticSolutionUSPRev206.pdf	15	2.43%
http://www.actavis.us/NR/ronlyres/F01.../16PatientInstructions.pdf	15	2.43%
http://www.actavis.us/NR/ronlyres/72D0CA8B-BAE7-.../5215221402.pdf	11	1.78%
http://www.actavis.us/NR/ronlyres/BCAAA1CB-95AC-.../0472125594.pdf	10	1.62%
http://www.actavis.us/NR/ronlyres/EF88F61B-8B1C-.../5215221402.pdf	8	1.29%
http://www.actavis.us/NR/ronlyres/8D5863F5-AAA9-.../0472162704.pdf	7	1.13%
http://www.actavis.us/NR/ronlyres/ED563C2D-0A8E-.../0228282011.pdf	7	1.13%
http://www.actavis.us/NR/ronlyres/4907598B-2AAE-.../0228402911.pdf	7	1.13%
http://www.actavis.us/NR/ronlyres/801ECBD7-581C-.../0228259911.pdf	6	0.97%
http://www.actavis.us/NR/ronlyres/746FB46D-751E-.../0228257703.pdf	6	0.97%
http://hugin.info/134004R/1145452/217619.pdf	6	0.97%
http://www.actavis.us/NR/ronlyres/DCA77F9-27D2-.../0228203910.pdf	6	0.97%
http://www.actavis.us/NR/ronlyres/7CB01AFF-FEA8-.../0472023516.pdf	5	0.81%
http://www.actavis.us/NR/ronlyres/4CE79130-8053-.../0472077494.pdf	5	0.81%
http://www.actavis.us/NR/ronlyres/27FBF939-F47D-.../5215253830.pdf	5	0.81%
http://www.actavis.us/NR/ronlyres/9E5D0A04-7579-.../0228263611.pdf	5	0.81%
http://www.actavis.us/NR/ronlyres/70B42F11-CFAE-.../0228255006.pdf	5	0.81%
http://www.actavis.us/NR/ronlyres/2CD8CA70-2F88-.../0228258873.pdf	4	0.65%
http://www.actavis.us/NR/ronlyres/1A7401A5-4ABA-.../0228258873.pdf	4	0.65%
Subtotal	416	67.31%
Total	618	100.00%

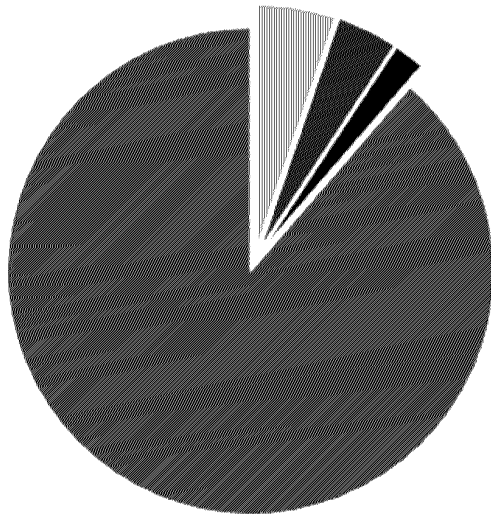
VISITS-VISITORS-PAGE VIEWS - www.actavis.us

Month Visiting Organizations	Visits	Monthly Unique Visitors	Page Views	Page views per visit	
2010 February	8,857		8,172	26,696	3.01
comcast.net	932		869	3,283	3.52
optonline.net	824		645	2,840	3.45
verizon.net	747		662	2,205	2.95
rr.com	561		518	1,551	2.76
bellsouth.net	256		247	689	2.69
sbcglobal.net	249		241	815	3.27
charter.com	189		183	491	2.60
cox.net	183		178	450	2.46
roche.com	106		103	367	3.46
qwest.net	73		72	167	2.29
embarqhsd.net	68		66	173	2.54
level3.net	59		57	113	1.92
wyeth.com	58		54	112	1.93
airtelbroadband.in	51		48	144	2.82
twtelecom.net	50		49	91	1.82
myvzw.com	50		46	131	2.62
pacbell.net	45		42	138	3.07
windstream.net	42		42	136	3.24
swbell.net	38		38	69	1.82

wikblue.net	38	37	60	1.58
Other	4,238	3,975	12,671	2.99
2010 March	9,068	8,734	28,016	3.09
comcast.net	978	951	3,043	3.11
optonline.net	714	645	3,176	4.45
verizon.net	680	659	2,308	3.39
rr.com	580	563	1,653	2.85
sbcglobal.net	275	261	930	3.38
bellsouth.net	238	236	682	2.87
cox.net	221	217	755	3.42
bloomberg.com	163	124	624	3.83
charter.com	155	152	424	2.74
qwest.net	79	77	258	3.27
embarqhsd.net	74	73	253	3.42
comcastbusiness.net	56	54	122	2.18
myvzw.com	49	46	115	2.35
wyeth.com	48	47	98	2.04
level3.net	45	45	119	2.64
pacbell.net	45	42	83	1.84
swbell.net	45	44	131	2.91
airtelbroadband.in	45	45	116	2.58
wdspco.org	43	42	61	1.42
windstream.net	39	39	119	3.05
Other	4,496	4,372	12,946	2.88
2010 April	8,351	8,041	25,429	3.05
comcast.net	954	923	2,985	3.13
optonline.net	622	593	1,899	3.05
verizon.net	595	579	1,868	3.14
rr.com	527	508	1,408	2.67
sbcglobal.net	250	246	693	2.77
bellsouth.net	244	238	700	2.87
cox.net	185	178	652	3.52
charter.com	175	170	460	2.63
qwest.net	96	92	379	3.95
duramed.com	82	65	155	1.89
myvzw.com	67	65	189	2.82
embarqhsd.net	60	58	266	4.43
wyeth.com	59	57	161	2.73
airtelbroadband.in	57	54	160	2.81
comcastbusiness.net	49	45	154	3.14
swbell.net	47	45	103	2.19
windstream.net	44	44	95	2.16
level3.net	43	41	167	3.88
pacbell.net	43	42	112	2.60
suddenlink.net	34	33	62	1.82
Other	4,118	3,965	12,761	3.10
Total	26,276	24,947	80,141	3.05

CITIES - www.actavis.us

This report shows the cities your visitors access your web site from, with an accuracy level of app. 94%.

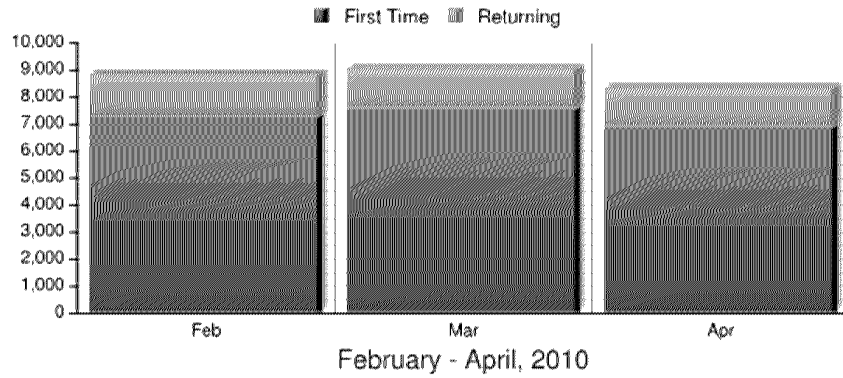


- New York, NY, USA
- Newark, NJ, USA
- Hicksville, NY, USA
- Other

City	Visits	%
New York, NY, USA	1,378	5.24%
Newark, NJ, USA	1,064	4.05%
Hicksville, NY, USA	540	2.06%
Elizabeth, NJ, USA	411	1.56%
Los Angeles, CA, USA	396	1.51%
Chicago, IL, USA	383	1.46%
Atlanta, GA, USA	368	1.40%
Miami, FL, USA	361	1.37%
Philadelphia, PA, USA	358	1.36%
Tampa, FL, USA	328	1.25%
Houston, TX, USA	309	1.18%
Charlotte, NC, USA	305	1.16%
Seattle, WA, USA	256	0.97%
Washington, DC, USA	251	0.96%
Dallas, TX, USA	247	0.94%
New Delhi, IND	237	0.90%
Mumbai, IND	230	0.88%
Irvine, CA, USA	176	0.67%
Cambridge, MA, USA	167	0.64%
Denver, CO, USA	164	0.62%
Columbus, OH, USA	152	0.58%
Piscataway, NJ, USA	150	0.57%
Blauvelt, NY, USA	150	0.57%
Morristown, NJ, USA	144	0.55%
Boston, MA, USA	141	0.54%
Subtotal	8,666	32.98%
Total	26,275	100.00%

FIRST TIME VS. RETURNING VISITS - www.actavis.us

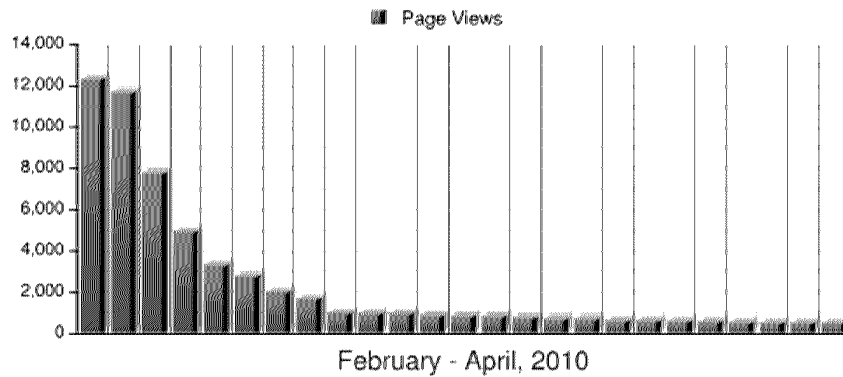
This report compares the number of first time and returning visits for the selected period.



Month	First Time	First Visits Ratio	Returning	Returning Visits Ratio
2010 February	7,302	82.44%	1,555	17.56%
2010 March	7,597	83.78%	1,471	16.22%
2010 April	6,926	82.95%	1,424	17.05%
Total	21,825	83.06%	4,450	16.94%

MOST REQUESTED PAGES BY PAGE URL - www.actavis.us

This report shows which pages are the most popular with your visitors by displaying the following metrics: the number of Page Views, the percentage of Page Views and the Average Time on Page.

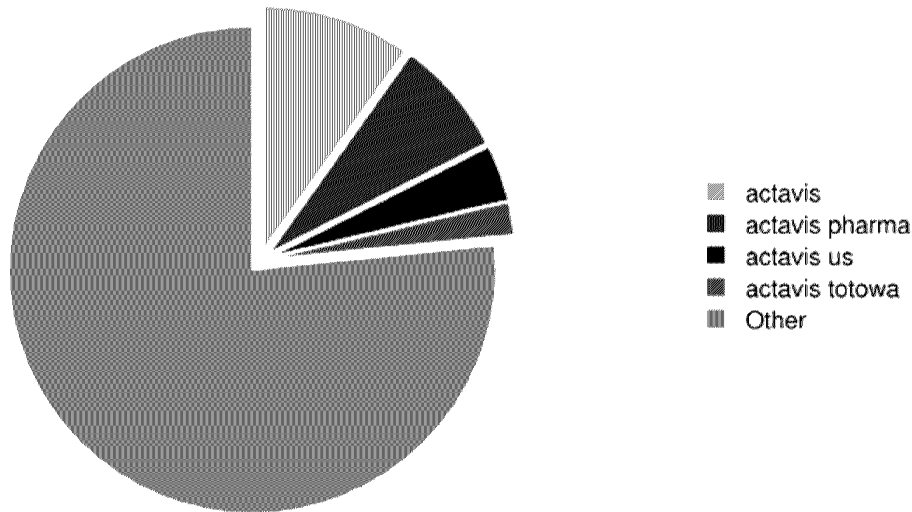


Page URL	Page Views	%	Avg. Time On Page
http://www.actavis.us/en/default.htm	12,355	15.42%	0m 57s
http://www.actavis.us/en/careers/vacancies/vacancies.htm	11,713	14.62%	1m 12s
http://www.actavis.us/en/products/product+list/default.htm	7,805	9.74%	0m 57s
http://www.actavis.us/en/products/default.htm	4,963	6.19%	0m 35s
http://www.actavis.us/en/about+actavis/default.htm	3,337	4.16%	0m 38s
http://www.actavis.us/en/careers/default.htm	2,791	3.48%	0m 18s
http://www.actavis.us/en/search/search.htm	2,030	2.53%	0m 29s
http://www.actavis.us/ActavisV2USA/Templat.../T17_ProductsList.aspx	1,695	2.12%	0m 36s
http://www.actavis.us/en/media+center/newsroo.../digitek+recall.htm	1,003	1.25%	1m 9s
http://www.actavis.us/en/media+center/default.htm	988	1.23%	0m 37s
...rometh+with+Codeine+Cough+Syrup+--+Cv+6.25mg.5mg.10mg+per+5mL.htm	982	1.23%	1m 10s
http://www.actavis.us/en/about+actavis/ContactUs/default.htm	886	1.11%	1m 32s
http://www.actavis.us/en/products/manufa.../manufacturing+sites.htm	852	1.06%	0m 46s
http://www.actavis.us/en/careers/vacancies/resume_writing.htm	839	1.05%	0m 40s
http://www.actavis.us/en/CPSIA/default.htm	786	0.98%	0m 43s
http://www.actavis.us/en/about+actavis.../Group+Executive+Board.htm	731	0.91%	1m 13s
http://www.actavis.us/en/products/pipeline/article.htm	717	0.89%	1m 17s

http://www.actavis.us/ActavisV2USA/Templates/Media.../T11_News.aspx	652	0.81%	0m 22s
http://www.actavis.us/en/careers/vacancies/cover+letter.htm	639	0.80%	0m 48s
http://www.actavis.us/en/products/pipeline/pipeline.htm	617	0.77%	0m 38s
http://www.actavis.us/en/about+actavis/compa.../Company+profile.htm	603	0.75%	0m 55s
http://www.actavis.us/en/products/.../Oxycodone+HCl+Tablet+30mg.htm	558	0.70%	1m 14s
http://www.actavis.us/en/products/.../Oxycodone+HCl+Tablet+15mg.htm	540	0.67%	1m 6s
...eth+VC+with+Codeine+Cough+Syrup+...+Cv+6.25mg.5mg.10mg+per+5mL.htm	539	0.67%	1m 6s
http://www.actavis.us/en/media+center/newsroom/default.htm	527	0.66%	0m 29s
Subtotal	59,148	73.80%	0m 54s
Total	80,141	100.00%	0m 56s

SEARCH PHRASES (DIRECT) - www.actavis.us

This report shows the search phrases that directly referred visits to your web site: if a search phrase generated a visit, then the visit is attributed to the search phrase, no matter how the visit was originally triggered; if the visit was not generated by a search phrase, then the visit does not appear in the report.

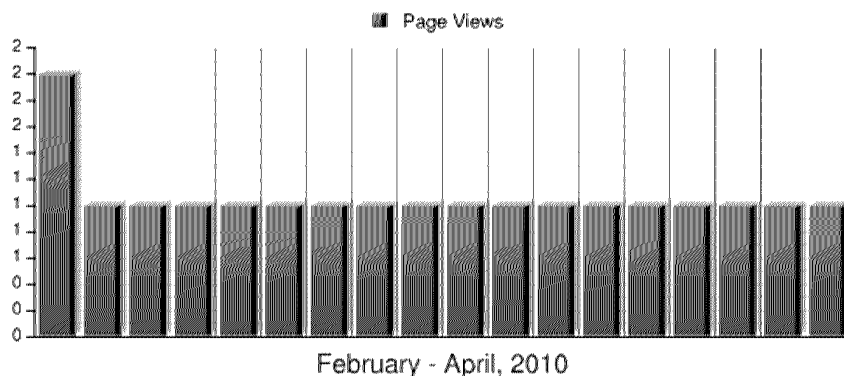


Search Phrases (Direct)	Visits	%
actavis	1,054	9.86%
actavis pharma	821	7.68%
actavis us	397	3.71%
actavis totowa	230	2.15%
actavis elizabeth llc	168	1.57%
amide pharmaceuticals	155	1.45%
actavis pharmaceuticals	147	1.38%
actavis prometh with codeine	135	1.26%
actavis	115	1.08%
purepac	84	0.79%
betamethasone dipropionate cream usp 0.05	82	0.77%
actavis totowa llc	76	0.71%
actavis usa	76	0.71%
actavis.us	74	0.69%
minoxidil topical solution usp 5	62	0.58%
actavis u.s.	60	0.56%
propranolol er	55	0.51%
actavis elizabeth	52	0.49%
hydromet syrup	49	0.46%
digitek recall	43	0.40%

amide pharmaceutical	41	0.38%
prometh vc	41	0.38%
actavis cough syrup	40	0.37%
activas	37	0.35%
www.actavis.us	36	0.34%
actavis south atlantic	34	0.32%
actavis product list	34	0.32%
actavis syrup	33	0.31%
prometh	32	0.30%
actavis morristown nj	31	0.29%
actavis.com	30	0.28%
purepac pharmaceuticals	30	0.28%
purepac pharmaceutical website	29	0.27%
actavis bupropion xl	26	0.24%
actavis promethazine with codeine	26	0.24%
actavis bupropion	26	0.24%
actavis mid atlantic	26	0.24%
actavis triamcinolone acetonide cream	25	0.23%
promethazine codeine syrup actavis	24	0.22%
actavis nj	23	0.22%
propranolol er 60mg	22	0.21%
r2666 capsule	21	0.20%
actavis benzoyl peroxide cleanser	21	0.20%
actavis kadian	21	0.20%
digitek	21	0.20%
triamcinolone acetonide cream usp 0.1	21	0.20%
www.actavis.com	21	0.20%
actavis clotrimazole and betamethasone dipropionate cream	20	0.19%
purepac (actavis us)	20	0.19%
betamethasone ointment 0.1	19	0.18%
Subtotal	4,766	44.59%
Total	10,688	100.00%

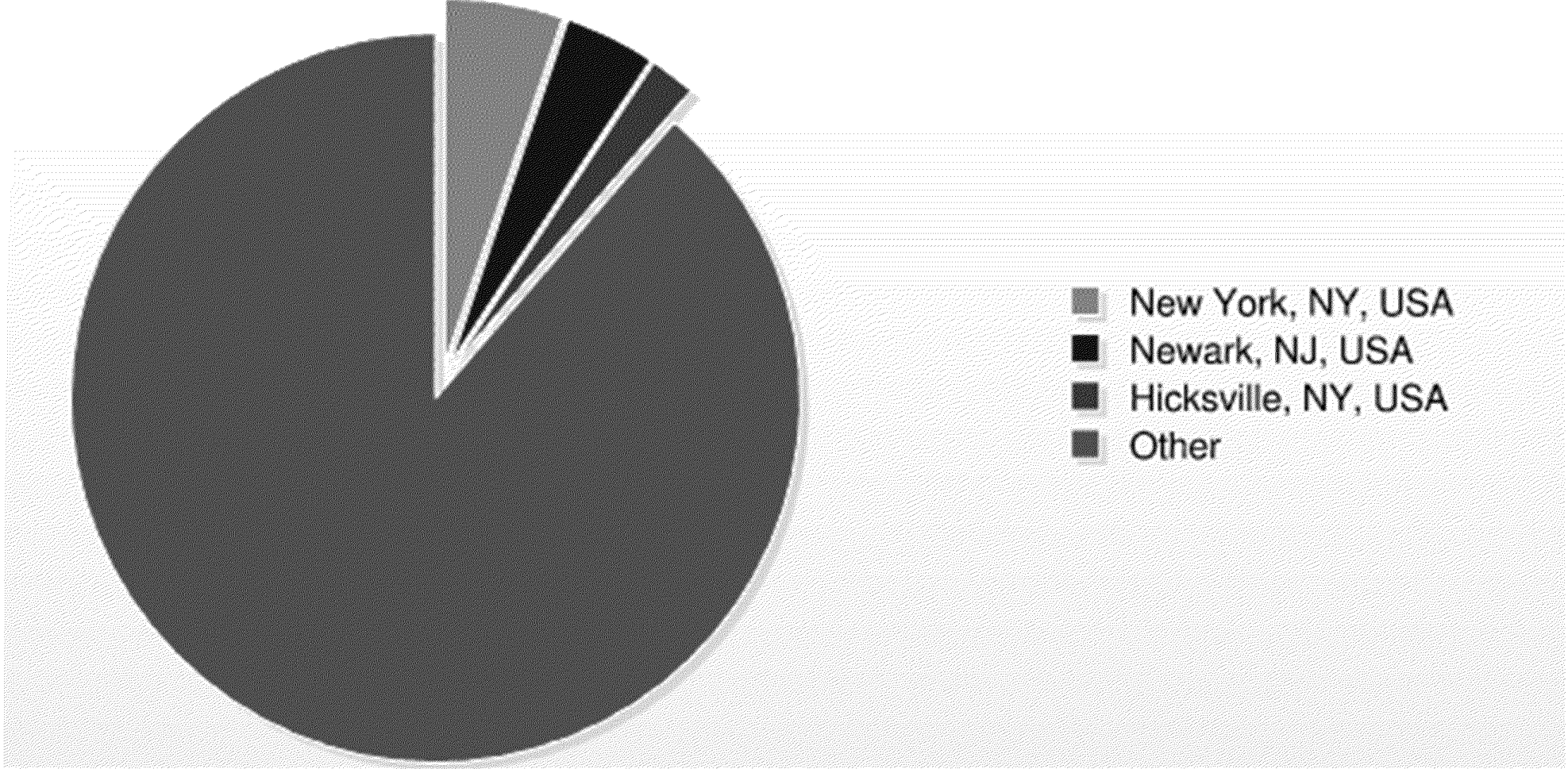
INTERNAL SEARCH WORDS - www.actavis.us

This report shows which pages are the most popular with your visitors by displaying the following metrics: the number of Page Views, the percentage of Page Views and the Average Time on Page.

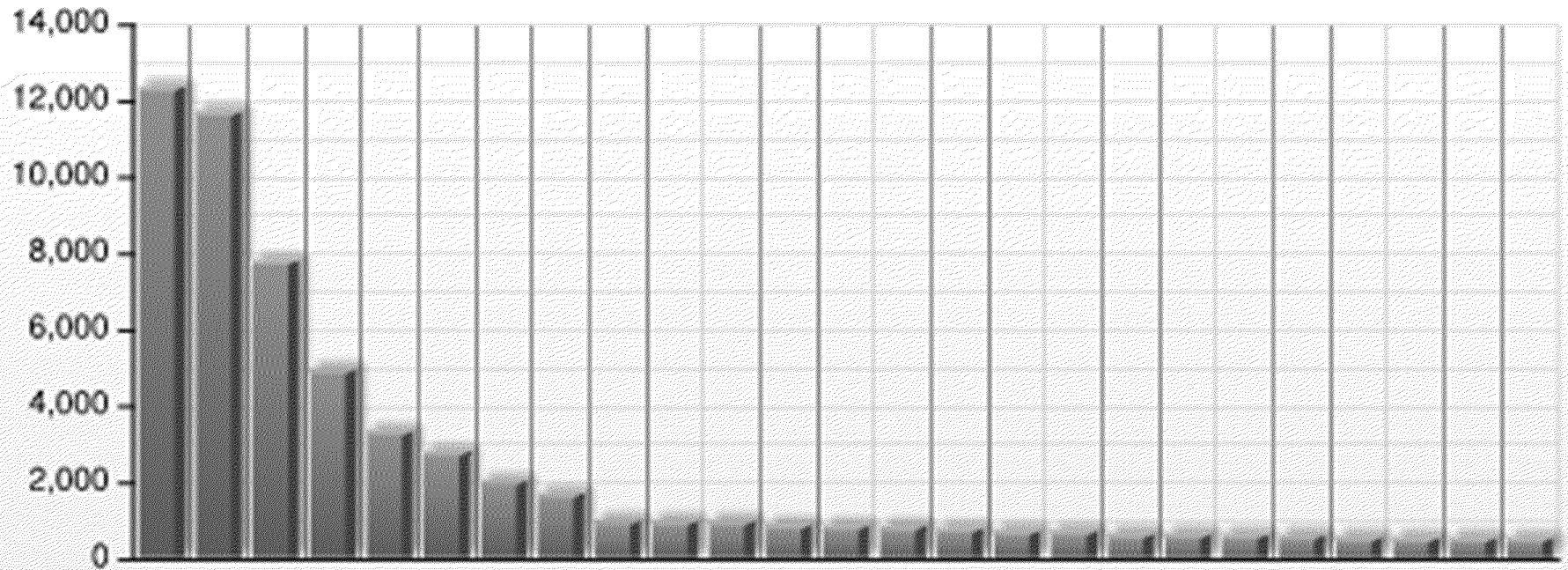


Page URL	Page Views	%	Avg. Time On Page
http://www.actavis.us/en/search/search.htm?q=levetiracetam	2	10.53%	1m 0s
http://www.actavis.us/en/search/search.htm?q=nifedipine	1	5.26%	1m 0s

http://www.actavis.us/en/search/search.htm?q=msds	1	5.26%	1m 0s
http://www.actavis.us/en/search/search.htm?q=permethrin	1	5.26%	0m 30s
http://www.actavis.us/en/search/search.htm?q=0472-1627-16	1	5.26%	0m 19s
http://www.actavis.us/en/search/search.htm?q=Diltiazem	1	5.26%	1m 0s
http://www.actavis.us/en/search/search.htm?q=053	1	5.26%	1m 0s
http://www.actavis.us/en/search/search.htm?q=annual%20report	1	5.26%	0m 13s
http://www.actavis.us/en/search/search.htm?q=oxycodone30mg	1	5.26%	1m 0s
http://www.actavis.us/en/search/search.htm?q=lice%20treatment	1	5.26%	1m 0s
http://www.actavis.us/en/search/...htm?q=prescription%20assistance	1	5.26%	1m 0s
http://www.actavis.us/en/search/search.htm?q=nifedipine%20gluten	1	5.26%	1m 0s
http://www.actavis.us/en/search/search.htm?q=for+what	1	5.26%	1m 7s
http://www.actavis.us/en/search/search.htm?q=A%20101	1	5.26%	1m 0s
http://www.actavis.us/en/search/search.htm?q=Bupropion%20XL	1	5.26%	0m 31s
http://www.actavis.us/en/search/search.htm?q=Jonacepan	1	5.26%	0m 7s
http://www.actavis.us/en/search/search.htm?q=Benzol%20Peroxide	1	5.26%	1m 0s
http://www.actavis.us/en/search/search.htm?q=GUM	1	5.26%	0m 21s
Total	19	100.00%	0m 48s



■ Page Views



February - April, 2010

