



<b>theranos</b>	LDT Validation Report	Theranos Salicylate Assay	Rev:
		<b>CL RPT-14065</b>	<b>1</b>
Description	Validation Report for Modified Siemens Assay of Salicylate in Lithium Heparin Plasma		
Originator: Curtis Schneider		Date: 10/15/2013	

### Validation of Modified Siemens Salicylate Assay


#### Author(s):

Signature: 	Date: 12/12/13
Name: Paul Patel, Ph.D.	Title: Team Lead, General Chemistry

#### Reviewer(s):

Signature:	Date:
Name:	Title:
Signature: 	Date: 12/15/2013
Name: Daniel Young, Ph.D.	Title: Vice President

#### Approver(s):

Signature: 	Date: 12/12/2013
Name: Adam Rosendorff, M.D.	Title: Laboratory Director



Sunil S. Dhawan M.D.

**Theranos Confidential**

Page 1 of 14

Any retransmissions, reproductions, dissemination or other use of these materials by persons or entities other than the intended recipient is prohibited. This document supersedes all earlier or previous documents unless approved in writing.

TMP-00009 Rev. A, Released 08/01/13

<b>theranos</b>	LDT Validation Report	Theranos Salicylate Assay	Rev:
		<b>CL RPT-14065</b>	<b>1</b>
Description	Validation Report for Modified Siemens Assay of Salicylate in Lithium Heparin Plasma		
Originator: Curtis Schneider		Date: 10/15/2013	

## Salicylate Plasma Assay

- I. Overview**
- II. Method Principle**
- III. Definitions and Abbreviations**
- IV. Non-Clinical Validation**
  - a. Analytical Measurement Range
    - i. Limits of Blank, Detection and Quantitation
    - ii. Linearity
  - b. Analytical Specificity
  - c. Precision
- V. Clinical Validation**
  - a. Method Comparison with Predicate
  - b. Transference and Verification of Reference Interval (Venous)
  - c. Verification of Reference Interval with Finger Stick Samples
- VI. Stability**
  - a. Reagent
  - b. Sample
  - c. Calibrators

Theranos Internal Only

<b>theranos</b>	LDT Validation Report	Theranos Salicylate Assay	Rev:
		<b>CL RPT-14065</b>	<b>1</b>
Description	Validation Report for Modified Siemens Assay of Salicylate in Lithium Heparin Plasma		
Originator: Curtis Schneider		Date: 10/15/2013	

## Overview

Therapeutic salicylates include, among others, salicylic acid, sodium salicylate, methyl salicylate (oil of wintergreen), and acetylsalicylic acid (aspirin).

Aspirin is an analgesic, antipyretic, anti-inflammatory drug contained in a large number of preparations. Aspirin is rapidly hydrolyzed by hepatic and blood esterases to the pharmacologically active intermediate, salicylic acid, which has a dose-dependent serum half-life ranging from 3 to 20 hours.

Stimulation of the respiratory center in the central nervous system and uncoupling of oxidative phosphorylation are direct effects of salicylate that lead to many of the toxic symptoms observed in overdose situations.

Symptoms of salicylate toxicity can include nausea, vomiting, tinnitus, headache, hyperpnea, confusion, hyperthermia, slurred speech, and convulsions. Acid-base disturbances such as compensated respiratory alkalosis (mild toxicity) and metabolic acidosis with increased anion gap (severe toxicity) are commonplace.

### I. Method Principle

Salicylate hydroxylase catalyzes the conversion of salicylate and NADH to catechol and nicotinamide adenine dinucleotide (NAD<sup>+</sup>) in the presence of oxygen. The resulting decrease in absorbance at 340/410 nm, due to the conversion of NADH to NAD<sup>+</sup> is directly proportional to the concentration of salicylate in the sample.

#### Reaction Equation



<b>theranos</b>	LDT Validation Report	Theranos Salicylate Assay	Rev:
		<b>CL RPT-14065</b>	<b>1</b>
Description	Validation Report for Modified Siemens Assay of Salicylate in Lithium Heparin Plasma		
Originator: Curtis Schneider		Date: 10/15/2013	

## II. Definitions and Abbreviations

The following definitions and abbreviations are used in this document and related documents and attachments:

- a. **Accuracy:** Accuracy is defined by CLSI as the closeness of agreement between a test result and an accepted reference value. Method accuracy is used in a different sense by the American Association of Pharmaceutical Scientists where it is expressed as percent relative error (%RE). Trueness, a related CLSI term, is the closeness of agreement between the average of a number of replicate measured quantity values and a reference quantity value.
- b. **Analyte:** Component represented in the name of a measurable quantity. The closely related term measure and is defined as the particular quantity subject to measurement.
- c. **Analytical sensitivity:** There are several alternative uses of this term. Most commonly, and for the purposes of this Validation Plan, it is used interchangeably with limit of detection. It is also used to describe the ability of an analytical method to assess small variations of the concentration of an analyte, such as the slope of the calibration curve (IUPAC).
- d. **Analytical specificity:** Ability of a test or procedure to correctly identify or quantify an entity, including in the presence of interfering substance(s) or phenomena.
- e. **Calibration:** Set of operations that establish, under specified conditions, the relationship between values of quantities indicated by a measuring instrument or measuring system, or values represented by a material measure or a reference material, and the corresponding values realized by standards. Under CLIA, calibration refers to the process of testing and adjusting an instrument, kit, or test system, to provide a known relationship between the measurement response and the value of the substance being measured by the test procedure (42 CFR 493.1217).
- f. **Calibrator:** A substance, material, or article intended to be used to establish the measurement relationships of a diagnostic medical device.
- g. **CLIA:** Clinical Laboratory Improvement Amendments of 1988. Congressional legislation that defined and requires specific quality assurance practices in clinical laboratories.
- h. **CLSI:** Clinical and Laboratory Standards Institute.

<b>theranos</b>	LDT Validation Report	Theranos Salicylate Assay	Rev:
		<b>CL RPT-14065</b>	<b>1</b>
Description	Validation Report for Modified Siemens Assay of Salicylate in Lithium Heparin Plasma		
Originator: Curtis Schneider		Date: 10/15/2013	

- i. **Coefficient of Variation:** The ratio of the standard deviation to the average, often multiplied by 100 and expressed as a percentage, abbreviated as %CV .
- j. **Colorimetry:** A technique used to determine the concentration of colored compound(s) in solution.
- k. **Interfering substance:** A substance or quantity thereof that is not the measurand but that affects the result of the measurement.
- l. **IUPAC:** International Union of Pure and Applied Chemistry
- m. **LDT:** Laboratory –developed Test.
- n. **Linearity:** Linearity is the ability of a quantitative analytical method to provide results that are directly proportional to the concentrations of an analyte in test samples, within a given measuring interval. It is an important parameter to confirm when evaluating an analytical method because it verifies correct interpolation of results between points.
- o. **LMR:** Lower end of the measuring range is the lowest level at which defined conditions, including all stated characteristic of the method, are met.
- p. **LoB:** Limit of Blank is the highest value in a series of results on a sample that contains no analyte
- q. **LoD:** Limit of Detection is the lowest amount of analyte in a sample that can be detected with stated probability, although perhaps not quantified as an exact value.
- r. **LoQ:** When used without a prefix, the Limit of Quantitation is the lowest actual concentration at which an analyte is reliably detected and at which uncertainty of the test result is less than or equal to the goal set by the manufacturer or laboratory. The term may also be used with prefixes L for lower (LLOQ) and U for upper (ULOQ), respectively. Note:  $LoB < LoD \leq LoQ$ .
- s. **Matrix:** All components of a material system, except the analyte. A specimen matrix is the biological milieu in which an analyte exists (e.g., plasma, serum, urine, or other body fluids).

<b>theranos</b>	LDT Validation Report	Theranos Salicylate Assay	Rev:
		<b>CL RPT-14065</b>	<b>1</b>
Description	Validation Report for Modified Siemens Assay of Salicylate in Lithium Heparin Plasma		
Originator: Curtis Schneider		Date: 10/15/2013	

- t. **Measuring Interval (reportable range; analytical measurement range or AMR):**  
A measuring interval consists of all numeric values between the lower and upper numeric values for which a method can produce quantitative results suitable for clinical use. Where applicable, a linearity study is frequently used to establish or verify the measuring interval that can be reported for a measurement method. Alternatively, the lower limit of the measuring interval may be assigned as the ~~LOQ~~ (LLOQ).
- u. **Precision:** Precision is the closeness of agreement between indications or measured quantity values obtained by replicate measurements on the same or similar objects under specified conditions. It is usually expressed numerically in terms of standard deviation (SD) or percent Coefficient of Variation (%CV).
- v. **Reference interval:** The interval between and including two reference limits. It is common practice to define a reference limit so a stated fraction of the reference values is less than or equal, or greater than or equal, to the respective upper or lower limit.
- w. **SOP:** Standard Operating Procedure.
- x. **Spectrophotometry:** The quantitative measurement of the transmission (or reflection) properties of a material as a function of wavelength.
- y. **Testing System:** The entirety of the testing process, including instrument, sample, reagents, supplies, and procedures. Personnel are sometimes included in the definition.

### III. Pre-clinical Validation

#### a. Analytical Measurement Range

##### i. Limits of Blank, Detection and Quantitation

The limits of blank, detection, and quantitation were determined to be 0.0 mg/dL, 0.78 mg/dL and 2.9 mg/dL respectively.

<b>theranos</b>	LDT Validation Report	Theranos Salicylate Assay	Rev:
		<b>CL RPT-14065</b>	<b>1</b>
Description	Validation Report for Modified Siemens Assay of Salicylate in Lithium Heparin Plasma		
Originator: Curtis Schneider		Date: 10/15/2013	

**Limit of blank**

CLSI guideline EP17-A section 4.3.1

Level	Number of samples	N	Mean	SD
Blank	1	20	0.00	0.00
Alpha Parametric LoB	5%		0.00	

**Limit of detection**

CLSI guideline EP17-A section 4.3.2

Level	Number of samples	N	Pooled SD
Low	1	20	0.47
Beta Parametric LoD	5%		0.78

**Limit of quantitation**

CLSI guideline EP17-A section 5.1

Level	Number of samples	N
Low	1	20
Bias	0.15	
Pooled imprecision	0.47	
95% total error	1.07	
Allowable error	0.5	

The lower limit of quantitation has been established at 2.9 mg/dL (16.5% CV and 105.6% recovery).

**ii. Linearity**

The Analytical Measurement Range (AMR) including linear measurement interval has been determined by Siemens. Refer to the Analytical Range section of the manufacturer product information insert for additional details.

Any retransmissions, reproductions, dissemination or other use of these materials by persons or entities other than the intended recipient is prohibited. This document supersedes all earlier or previous documents unless approved in writing.

<b>theranos</b>	LDT Validation Report	Theranos Salicylate Assay	Rev:
		<b>CL RPT-14065</b>	<b>1</b>
Description	Validation Report for Modified Siemens Assay of Salicylate in Lithium Heparin Plasma		
Originator: Curtis Schneider		Date: 10/15/2013	

**b. Analytical Specificity**

The analytical specificity for this assay was determined by testing the effect of hemoglobin (100 mg/dL), bilirubin (10 mg/dL) and triglycerides (400 mg/dL) on plasma samples spiked with the interferents and then compared with un-spiked controls. Salicylate concentration at which the interference testing was performed at was 36.5 mg/dL. Non-interference was defined as the mean result from testing of spiked samples within 10% of the mean of the un-spiked samples. Recoveries were within 95.4% to 96.7% (see table below).

Analyte (mg/dL)	% Recovery		
	Interferent		
	Bilirubin (10 mg/dL)	Hemoglobin (100 mg/dL)	Triglycerides (400 mg/dL)
Salicylate	95.4	96.7	96.7

No significant interference was observed.

**c. Precision**

Theranos Only

Any retransmissions, reproductions, dissemination or other use of these materials by persons or entities other than the intended recipient is prohibited. This document supersedes all earlier or previous documents unless approved in writing.



<b>theranos</b>	LDT Validation Report	Theranos Salicylate Assay	Rev:
		<b>CL RPT-14065</b>	<b>1</b>
Description	Validation Report for Modified Siemens Assay of Salicylate in Lithium Heparin Plasma		
Originator: Curtis Schneider		Date: 10/15/2013	

**Level = Level 1**

Number of observations	80
Number of runs	40
Number of days	20
Runs per day	2
Replicates per run	2
Mean	5.70

	SD	95% CI	CV	Allowable Total SD
Repeatability	0.68	0.56 to 0.87	12.0%	-
Between-run	0.00		0.0%	-
Between-day	0.68		12.0%	-
Within-laboratory	0.96	0.80 to 1.22	16.9%	1.14

Imprecision is less than allowable total imprecision: 20% upto 30mg/dL then 15%.

**Level = Level 2**

Number of observations	80
Number of runs	40
Number of days	20
Runs per day	2
Replicates per run	2
Mean	12.44

	SD	95% CI	CV	Allowable Total SD
Repeatability	0.97	0.79 to 1.24	7.8%	-
Between-run	0.00		0.0%	-
Between-day	1.36		10.9%	-
Within-laboratory	1.67	1.34 to 2.21	13.4%	2.49

Imprecision is less than allowable total imprecision: 20% upto 30mg/dL then 15%.

Any retransmissions, reproductions, dissemination or other use of these materials by persons or entities other than the intended recipient is prohibited. This document supersedes all earlier or previous documents unless approved in writing.

<b>theranos</b>	LDT Validation Report	Theranos Salicylate Assay	Rev:
		<b>CL RPT-14065</b>	<b>1</b>
Description	Validation Report for Modified Siemens Assay of Salicylate in Lithium Heparin Plasma		
Originator: Curtis Schneider		Date: 10/15/2013	

**Level = Level 3**

Number of observations	80
Number of runs	40
Number of days	20
Runs per day	2
Replicates per run	2

Mean 16.33

	SD	95% CI	CV	Allowable Total SD
Repeatability	1.63	1.34 to 2.09	10.0%	-
Between-run	0.00		0.0%	-
Between-day	1.43		8.8%	-
Within-laboratory	2.17	1.81 to 2.71	13.3%	3.27

Imprecision is less than allowable total imprecision: 20% upto 30mg/dL then 15%.

The percent CV reported as zeros in the above precision summary are most likely a consequence of rounding the values in StatisPro.

#### IV. Clinical Validation

##### a. Method Comparison with Predicate (Accuracy/Comparability)

To test the accuracy of the assay on the Theranos System, forty four (44) unique patient samples were screened on the predicate method (Siemens, Advia) and on the Theranos method. Using the predicate method forty two (42) values were below the toxic level ( $\leq 30$  mg/dL) and two (2) were above. Based on the results of the data examination, either a simple linear regression or alternative procedures were used to estimate expected (average) bias and the confidence interval of expected bias at the desired medical decision level(s) as per CLSI guidance EP09-A2. StatisPro was used for bias calculations. These estimates were compared with internal criteria to judge the acceptability of the Theranos method. Each sample was run in duplicate on the predicate, and the average used for comparison to the Theranos method. Some samples were stored before analysis on both methods. If the confidence interval for the predicted bias includes the defined acceptable bias or if the acceptable bias is greater than the higher limit of the confidence interval of the predicted bias, then the data do not show that the bias of the Theranos method is different from the acceptable

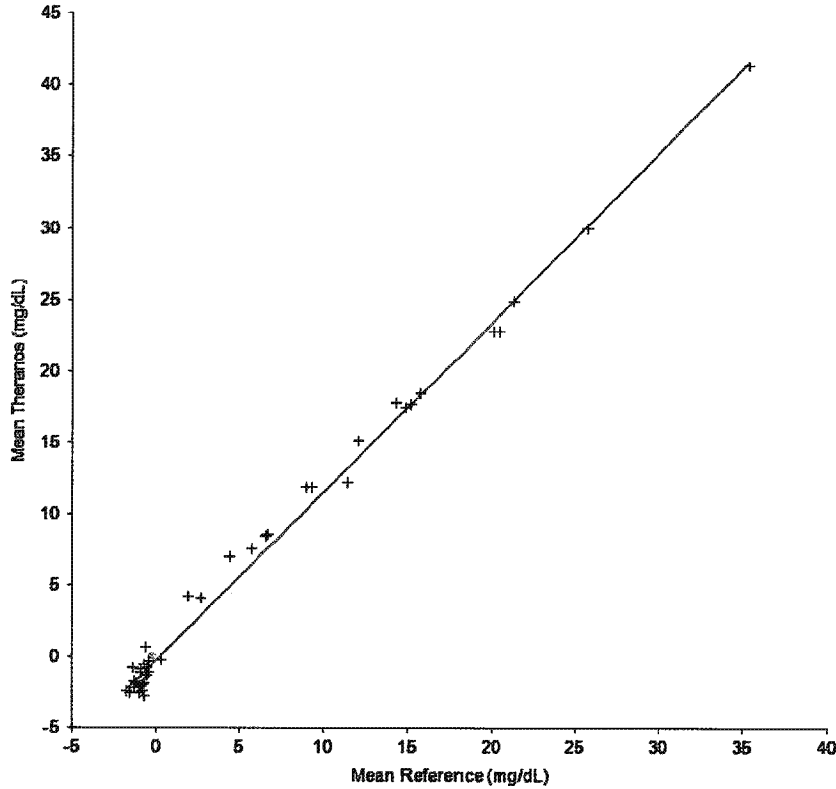
<b>theranos</b>	LDT Validation Report	Theranos Salicylate Assay	Rev:
		<b>CL RPT-14065</b>	<b>1</b>
Description	Validation Report for Modified Siemens Assay of Salicylate in Lithium Heparin Plasma		
Originator: Curtis Schneider		Date: 10/15/2013	

bias or there is a high probability (97%) that the predicated bias is acceptable, respectively. The acceptable bias at each medical decision level was determined based on the total allowable error (TEa) minus the measured precision at the level closest to that decision level. Total allowable error (TEa) was taken from American Proficiency Institute (API) peer proficiency testing criteria or CLIA proficiency testing criteria for acceptable analytical performance, as printed in the Federal Register February 28, 1992;57(40):7002-186, when available. The TEa for Salicylate is 20%. The table below shows the allowable bias and precision at 2 levels (values shown in parentheses) and the corresponding closest medical decision limits.

Table 2. Allowable Bias and Precision at the Medical Decision Levels

Medical Decision Levels (mg/dL)	< 30 mg/dL (12.4)	< 30 mg/dL (16.3)
Precision (%)	10.9	8.8
Allowable Bias (%)	9.1	11.2

<b>theranos</b>	LDT Validation Report	Theranos Salicylate Assay	Rev:
		<b>CL RPT-14065</b>	<b>1</b>
Description	Validation Report for Modified Siemens Assay of Salicylate in Lithium Heparin Plasma		
Originator: Curtis Schneider		Date: 10/15/2013	



**Figure 1.** Graph showing Theranos method versus Predicate Method (Siemens Advia).

Simple linear regression was used to establish a slope, intercept and an  $r^2$ . The slope, intercept and clinical correlation were determined to be 1.18, -0.26 and 0.99 respectively.

**Comparability**

*CLSI guideline EP09-A2-IR section 7*

Level ID	Value	Difference	SE	95% CI	Allowable difference
	30.000000	5.2269846	0.40693964	4.4057472 to 6.0482221	6.0000000

Difference is less than allowable bias: 20% upto 60mg/dL then 15%.

Any retransmissions, reproductions, dissemination or other use of these materials by persons or entities other than the intended recipient is prohibited. This document supersedes all earlier or previous documents unless approved in writing.

TMP-00009 Rev. A, Released 08/01/13

<b>theranos</b>	LDT Validation Report	Theranos Salicylate Assay	Rev:
		<b>CL RPT-14065</b>	<b>1</b>
Description	Validation Report for Modified Siemens Assay of Salicylate in Lithium Heparin Plasma		
Originator: Curtis Schneider		Date: 10/15/2013	

The difference between the two methods is not greater than the allowable difference. The performance requirement is verified.

**b. Transference and Verification of Reference Interval (Venous)**

Reference interval for this analyte has been replaced by therapeutic and toxic levels therefore verifying venous sample reference ranges is not required for Salicylate. Fifty three (53) new normal venous samples were tested, 53 (100%) reported values below the toxic level >35 mg/dL.

**c. Verification of Reference Interval with Finger Stick Samples**

Verifying finger stick sample reference ranges not required for Salicylate. Forty nine (49) new venous matched finger sticks samples were also tested, all 49 (100%) reported values below the toxic level >35 mg/dL.

The new level for Salicylate toxicity for finger stick sample was determined to be > 35 mg/dL.

**VI. Stability**

**a. Reagents**

On-board Reagent Stability

System	Stability
ADVIA 1200	45 days
ADVIA 1650/1800	60 days
ADVIA 2400	60 days

Any retransmissions, reproductions, dissemination or other use of these materials by persons or entities other than the intended recipient is prohibited. This document supersedes all earlier or previous documents unless approved in writing.

<b>theranos</b>	LDT Validation Report	Theranos Salicylate Assay	Rev:
		<b>CL RPT-14065</b>	<b>1</b>
Description	Validation Report for Modified Siemens Assay of Salicylate in Lithium Heparin Plasma		
Originator: Curtis Schneider		Date: 10/15/2013	

For all systems, unopened reagents are stable until the expiration date printed on the product label when stored at 2°C - 8°C. Do not freeze the reagents.

For additional details, refer to the Methods Introduction section of the system-specific Operator's Guide.

**b. Sample**

Plasma samples for salicylate analysis are stable for 2 weeks at 2-8 °C, or at least 90 days at -20 °C.

**c. Calibrators**

Siemens ToxAmmonia Calibrator should be stored at 2-8 °C, protected from light, and are stable until the expiration date on the vial label. Opened calibrators are stable for at least 3 days.

REVISION HISTORY			
Revision Level	Effective Date	Initiator	ECO Number
A	11/10/2013	A. Rosendorff	CL ECO-00118
Section Number	Description and Justification of Changes		
All	Initial Release		