

<b>theranos</b>	LDT Validation Report	Theranos Albumin Assay	Rev:
		<b>CL RPT-14055</b>	<b>1</b>
Description	Validation Report for Modified Siemens Assay of Albumin in Lithium Heparin Plasma		
Originator: Curtis Schneider		Date: 09/25/2013	


### Validation of Modified Siemens Albumin Assay

#### Author(s):


Signature: 	Date: 11/27/13
Name: Paul Patel, Ph.D.	Title: Team Lead, General Chemistry

#### Reviewer(s):

Signature:	Date:
Name:	Title:

Signature:  SURAT SAKSENA	Date: 11/21/13
Name: Darrel Young, Ph.D.	Title: Vice President

#### Approver(s):

Signature: 	Date: 11/7/13
Name: Adam Rosendorff, M.D.	Title: Laboratory Director

 9/19/15  
Sunil S. Dhawan M.D.

**Theranos Confidential**

Page 1 of 13

Any retransmissions, reproductions, dissemination or other use of these materials by persons or entities other than the intended recipient is prohibited. This document supersedes all earlier or previous documents unless approved in writing.

TMP-00009 Rev. A, Released 08/01/13

<b>theranos</b>	LDT Validation Report	Theranos Albumin Assay	Rev:
		<b>CL RPT-14055</b>	<b>1</b>
Description	Validation Report for Modified Siemens Assay of Albumin in Lithium Heparin Plasma		
Originator: Curtis Schneider		Date: 09/25/2013	

## Albumin Plasma Assay

- I. Overview
- II. Method Principle
- III. Definitions and Abbreviations
- IV. Non-Clinical Validation
  - a. Analytical Measurement Range
    - i. Limits of Blank, Detection and Quantitation
    - ii. Linearity
  - b. Analytical Specificity
  - c. Precision
- V. Clinical Validation
  - a. Method Comparison with Predicate
  - b. Transference and Verification of Reference Interval (Venous)
  - c. Verification of Reference Interval with Finger Stick Samples
- VI. Stability
  - a. Reagent
  - b. Sample
  - c. Calibrators

Theranos Internal Only

Any retransmissions, reproductions, dissemination or other use of these materials by persons or entities other than the intended recipient is prohibited. This document supersedes all earlier or previous documents unless approved in writing.

<b>theranos</b>	LDT Validation Report	Theranos Albumin Assay	Rev:
		<b>CL RPT-14055</b>	<b>1</b>
Description	Validation Report for Modified Siemens Assay of Albumin in Lithium Heparin Plasma		
Originator: Curtis Schneider		Date: 09/25/2013	

## Overview


Albumin is a carbohydrate-free protein, which constitutes 55-65% of the total plasma protein pool. It maintains oncotic plasma pressure, is involved in the transport and storage of a wide variety of ligands, and is a source of endogenous amino acids. Albumin binds and solubilizes various compounds, including bilirubin, calcium, long-chain fatty acids, toxic heavy metal ions, and numerous pharmaceuticals.

Hypoalbuminemia is caused by several factors: impaired synthesis due either to liver disease (primary) or due to diminished protein intake (secondary), increased catabolism as a result of tissue damage and inflammation, malabsorption of amino acids, and increased renal excretion (eg, nephrotic syndrome).

### I. Method Principle

Serum or plasma albumin quantitatively binds to BCG to form an albumin-BCG complex that is measured as an endpoint reaction at 596/694 nm.

#### Reaction Equation



### II. Definitions and Abbreviations

The following definitions and abbreviations are used in this document and related documents and attachments:

- a. **Accuracy:** Accuracy is defined by CLSI as the closeness of agreement between a test result and an accepted reference value. Method accuracy is used in a different sense by the American Association of Pharmaceutical Scientists where it is expressed as percent relative error (%RE). Trueness, a related CLSI term, is the closeness of agreement between the average of a number of replicate measured quantity values and a reference quantity value.
- b. **Analyte:** Component represented in the name of a measurable quantity. The closely related term measureand is defined as the particular quantity subject to measurement.

<b>theranos</b>	LDT Validation Report	Theranos Albumin Assay	Rev:
		<b>CL RPT-14055</b>	<b>1</b>
Description	Validation Report for Modified Siemens Assay of Albumin in Lithium Heparin Plasma		
Originator: Curtis Schneider		Date: 09/25/2013	

- c. **Analytical sensitivity:** There are several alternative uses of this term. Most commonly, and for the purposes of this Validation Plan, it is used interchangeably with limit of detection. It is also used to describe the ability of an analytical method to assess small variations of the concentration of an analyte, such as the slope of the calibration curve (IUPAC).
- d. **Analytical specificity:** Ability of a test or procedure to correctly identify or quantify an entity, including in the presence of interfering substance(s) or phenomena.
- e. **Calibration:** Set of operations that establish, under specified conditions, the relationship between values of quantities indicated by a measuring instrument or measuring system, or values represented by a material measure or a reference material, and the corresponding values realized by standards. Under CLIA, calibration refers to the process of testing and adjusting an instrument, kit, or test system, to provide a known relationship between the measurement response and the value of the substance being measured by the test procedure (42 CFR 493.1217).
- f. **Calibrator:** A substance, material, or article intended to be used to establish the measurement relationships of a diagnostic medical device.
- g. **CLIA:** Clinical Laboratory Improvement Amendments of 1988. Congressional legislation that defined and requires specific quality assurance practices in clinical laboratories.
- h. **CLSI:** Clinical and Laboratory Standards Institute.
- i. **Coefficient of Variation:** The ratio of the standard deviation to the average, often multiplied by 100 and expressed as a percentage, abbreviated as %CV .
- j. **Colorimetry:** A technique used to determine the concentration of colored compound(s) in solution.
- k. **Interfering substance:** A substance or quantity thereof that is not the measurand but that affects the result of the measurement.
- l. **IUPAC:** International Union of Pure and Applied Chemistry
- m. **LDT:** Laboratory –developed Test.

**Theranos Confidential**

**Page 4 of 13**

Any retransmissions, reproductions, dissemination or other use of these materials by persons or entities other than the intended recipient is prohibited. This document supersedes all earlier or previous documents unless approved in writing.

TMP-00009 Rev. A, Released 08/01/13

<b>theranos</b>	LDT Validation Report	Theranos Albumin Assay	Rev:
		<b>CL RPT-14055</b>	<b>1</b>
Description	Validation Report for Modified Siemens Assay of Albumin in Lithium Heparin Plasma		
Originator: Curtis Schneider		Date: 09/25/2013	

- n. **Linearity:** Linearity is the ability of a quantitative analytical method to provide results that are directly proportional to the concentrations of an analyte in test samples, within a given measuring interval. It is an important parameter to confirm when evaluating an analytical method because it verifies correct interpolation of results between points.
- o. **LMR:** Lower end of the measuring range is the lowest level at which defined conditions, including all stated characteristic of the method, are met.
- p. **LoB:** Limit of Blank is the highest value in a series of results on a sample that contains no analyte.
- q. **LoD:** Limit of Detection is the lowest amount of analyte in a sample that can be detected with stated probability, although perhaps not quantified as an exact value.
- r. **LoQ:** When used without a prefix, the Limit of Quantitation is the lowest actual concentration at which an analyte is reliably detected and at which uncertainty of the test result is less than or equal to the goal set by the manufacturer or laboratory. The term may also be used with prefixes L for lower (LLOQ) and U for upper (ULOQ), respectively. Note:  $LoB < LoD \leq LoQ$ .
- s. **Matrix:** All components of a material system, except the analyte. A specimen matrix is the biological milieu in which an analyte exists (e.g., plasma, serum, urine, or other body fluids).
- t. **Measuring Interval (reportable range; analytical measurement range or AMR):** A measuring interval consists of all numeric values between the lower and upper numeric values for which a method can produce quantitative results suitable for clinical use. Where applicable, a linearity study is frequently used to establish or verify the measuring interval that can be reported for a measurement method. Alternatively, the lower limit of the measuring interval may be assigned as the LoQ (LLOQ).
- u. **Precision:** Precision is the closeness of agreement between indications or measured quantity values obtained by replicate measurements on the same or similar objects under specified conditions. It is usually expressed numerically in terms of standard deviation (SD) or percent Coefficient of Variation (%CV).

<b>theranos</b>	LDT Validation Report	Theranos Albumin Assay	Rev:
		<b>CL RPT-14055</b>	<b>1</b>
Description	Validation Report for Modified Siemens Assay of Albumin in Lithium Heparin Plasma		
Originator: Curtis Schneider		Date: 09/25/2013	

- v. **Reference interval:** The interval between and including two reference limits. It is common practice to define a reference limit so a stated fraction of the reference values is less than or equal, or greater than or equal, to the respective upper or lower limit.
- w. **SOP:** Standard Operating Procedure.
- x. **Spectrophotometry:** The quantitative measurement of the transmission (or reflection) properties of a material as a function of wavelength.
- y. **Testing System:** The entirety of the testing process, including instrument, sample, reagents, supplies, and procedures. Personnel are sometimes included in the definition.

### III. Pre-clinical Validation

#### a. Analytical Measurement Range

##### i. Limits of Blank, Detection and Quantitation

The limits of blank, detection, and quantitation were determined to be 0.0 g/dL, 0.25 g/dL and 0.80 g/dL (100% recovery), respectively.

##### Limit of blank

*CLSI guideline EP17-A section 4.3.1*

Level	Number of samples	N	Mean	SD
Blank	1	20	0.00	0.00
Alpha Parametric LoB	5%			0.00

##### Limit of detection

*CLSI guideline EP17-A section 4.3.2*

Level	Number of samples	N	Pooled SD
Low	1	20	0.15
Beta Parametric LoD	5%		0.25

**Theranos Confidential**

**Page 6 of 13**

Any retransmissions, reproductions, dissemination or other use of these materials by persons or entities other than the intended recipient is prohibited. This document supersedes all earlier or previous documents unless approved in writing.

TMP-00009 Rev. A, Released 08/01/13

<b>theranos</b>	LDT Validation Report	Theranos Albumin Assay	Rev:
		<b>CL RPT-14055</b>	<b>1</b>
Description	Validation Report for Modified Siemens Assay of Albumin in Lithium Heparin Plasma		
Originator: Curtis Schneider		Date: 09/25/2013	

**Limit of quantitation**

CLSI guideline EP17-A section 5.1

Level	Number of samples	N
Low	1	20
Bias	0.00	
Pooled imprecision	0.15	
95% total error	0.29	
Allowable error	-	
LoQ	0.25	

Level	Sample	n	Assigned value	Mean	Median	SD	CV
Blank	1	20	0	0.00	0.00	0.00	-
Low	1	20	0.8	0.80	0.80	0.15	18.6%

**ii. Linearity**

The Analytical Measurement Range (AMR) including linear measurement interval has been determined by Siemens. Refer to the Analytical Range section of the manufacturer product information insert for additional details.

**b. Analytical Specificity**

The analytical specificity for this assay has been determined by Siemens. Refer to the Interference section of the manufacturer product information insert for additional details.

Any retransmissions, reproductions, dissemination or other use of these materials by persons or entities other than the intended recipient is prohibited. This document supersedes all earlier or previous documents unless approved in writing.

<b>theranos</b>	LDT Validation Report	Theranos Albumin Assay	Rev:
		<b>CL RPT-14055</b>	<b>1</b>
Description	Validation Report for Modified Siemens Assay of Albumin in Lithium Heparin Plasma		
Originator: Curtis Schneider		Date: 09/25/2013	

**c. Precision**

**Level = L1**

Number of observations	80
Number of runs	40
Number of days	20
Runs per day	2
Replicates per run	2

Mean 2.41

	SD	95% CI	CV
Repeatability	0.04	0.04 to 0.06	1.8%
Between-run	0.03		1.0%
Between-day	0.03		1.4%
Within-laboratory	0.06	0.05 to 0.07	2.5%

**Level = L2**

Number of observations	80
Number of runs	40
Number of days	20
Runs per day	2
Replicates per run	2

Mean 3.43

	SD	95% CI	CV
Repeatability	0.05	0.04 to 0.06	1.5%
Between-run	0.02		0.5%
Between-day	0.04		1.1%
Within-laboratory	0.06	0.05 to 0.08	1.9%

**Theranos Confidential**

**Page 8 of 13**

Any retransmissions, reproductions, dissemination or other use of these materials by persons or entities other than the intended recipient is prohibited. This document supersedes all earlier or previous documents unless approved in writing.

TMP-00009 Rev. A, Released 08/01/13



<b>theranos</b>	LDT Validation Report	Theranos Albumin Assay	Rev:
		<b>CL RPT-14055</b>	<b>1</b>
Description	Validation Report for Modified Siemens Assay of Albumin in Lithium Heparin Plasma		
Originator: Curtis Schneider		Date: 09/25/2013	

**Level = L3**

Number of observations	78
Number of runs	39
Number of runs excluded	1
Number of days	20
% of days with 1 run	5%
Runs per day	2
Replicates per run	2

CLSI guideline EP05-A2 section 10.4 recommends a minimum of 40 runs.

Mean	4.22		
	SD	95% CI	CV
Repeatability	0.07	0.06 to 0.09	1.7%
Between-run	0.00		0.0%
Between-day	0.03		0.7%
Within-laboratory	0.08	0.07 to 0.09	1.8%

**IV. Clinical Validation**

**a. Method Comparison with Predicate (Accuracy/Comparability)**

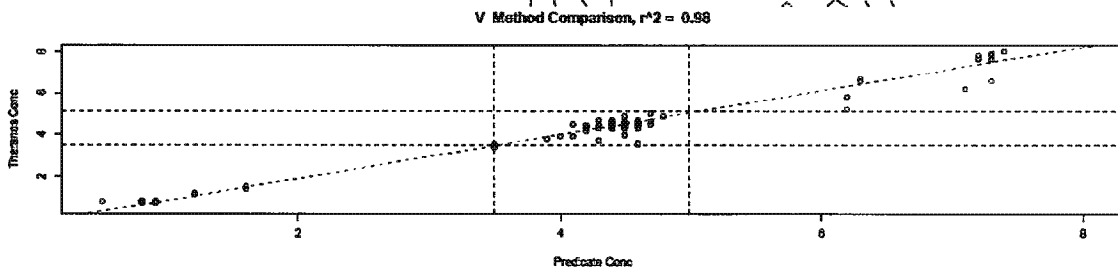
To test the accuracy of the assay on the Theranos System, 40 unique patient samples were screened on the predicate method (Siemens, Advia) and on the Theranos method. Using the predicate method twenty four (24) values were within the reference range (3.2–4.8 g/dL), four (4) were below the reference range, and six (6) were above the reference range. Based on the results of the data examination, either a simple linear regression or alternative procedures were used to estimate expected (average) bias and the confidence interval of expected bias at the desired medical decision level(s) as per CLSI guidance EP09-A2. StatisPro was used for bias calculations. These estimates were compared with internal criteria to judge the acceptability of the Theranos method. Each sample was run in duplicate on the predicate, and the average used for comparison to the Theranos method. Some samples were stored before analysis on both methods. If the confidence interval for the predicted bias includes the defined acceptable bias or if the acceptable bias is greater than the higher limit of the confidence interval of the predicted bias, then the data do not show that the bias of the Theranos method is different from the acceptable bias or there is a high probability (97%) that the predicated bias is acceptable, respectively. The acceptable bias at each medical decision level was determined

<b>theranos</b>	LDT Validation Report	Theranos Albumin Assay	Rev:
		<b>CL RPT-14055</b>	<b>1</b>
Description	Validation Report for Modified Siemens Assay of Albumin in Lithium Heparin Plasma		
Originator: Curtis Schneider		Date: 09/25/2013	

based on the total allowable error (TEa) minus the measured precision at the level closest to that decision level. Total allowable error (TEa) was taken from American Proficiency Institute (API) peer proficiency testing criteria or CLIA proficiency testing criteria for acceptable analytical performance, as printed in the Federal Register February 28, 1992;57(40):7002-186, when available. The TEa for Albumin is 10%. The table below shows the allowable bias and precision at 2 levels (values shown in parentheses) and the corresponding closest medical decision limits.

Table 1. Allowable Bias and Precision at the Medical Decision Levels

Medical Decision Levels (g/dL)	2.0 (2.4)	3.5 (3.1)
Precision (%)	1.4	1.1
Allowable Bias (%)	8.6	8.9



**Figure 1.** Graph showing Theranos method versus Predicate Method (Siemens Advia).

Simple linear regression was used to establish a slope, intercept and an  $r^2$ . The slope, intercept and clinical correlation were determined to be 1.05, -0.21 and 0.98 respectively.

<b>theranos</b>	LDT Validation Report	Theranos Albumin Assay	Rev:
		<b>CL RPT-14055</b>	<b>1</b>
Description	Validation Report for Modified Siemens Assay of Albumin in Lithium Heparin Plasma		
Originator: Curtis Schneider		Date: 09/25/2013	

**Comparability**

CLSI guideline EP09-A2-IR section 7

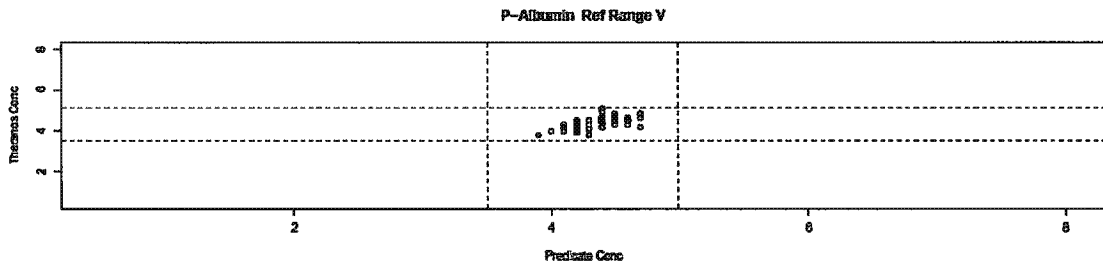
Level ID	Value	Difference	SE	95% CI	Allowable difference
	2.0	-0.07	0.055	-0.19 to 0.04	0.15
	3.5	-0.03	0.035	-0.10 to 0.04	0.26
	5.2	0.02	0.035	-0.05 to 0.09	0.39

Difference is less than allowable bias: 7.57%.

The difference between the two methods is not greater than the allowable difference. The performance requirement is verified.

**b. Transference and Verification of Reference Interval (Venous)**

Reference ranges were modified by applying the regression equation to the lower and upper reference limits of existing reference interval to generate a new reference range. New reference ranges were verified with venous samples using fifty three (53) new normal subjects. For a reference range to pass verification, 95% of values should fall within the upper and lower reference limits and 5% or fewer values fall outside of the upper and lower reference limits. For venous verification 53 (100%) values fell within the new reference range and 0 (0%) values fell outside the new reference range. See graphs below for venous samples verification.



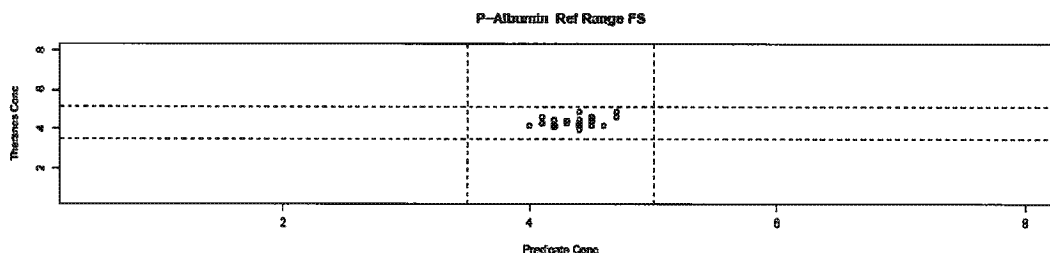
**Figure 2.** Graph showing venous sample reference range verification.

Any retransmissions, reproductions, dissemination or other use of these materials by persons or entities other than the intended recipient is prohibited. This document supersedes all earlier or previous documents unless approved in writing.

<b>theranos</b>	LDT Validation Report	Theranos Albumin Assay	Rev:
		<b>CL RPT-14055</b>	<b>1</b>
Description	Validation Report for Modified Siemens Assay of Albumin in Lithium Heparin Plasma		
Originator: Curtis Schneider		Date: 09/25/2013	

**c. Verification of Reference Interval with Finger Stick Samples**

New reference ranges were also verified with venous matched finger sticks from thirty (36) new normal subjects. For finger stick verification 36 (100%) values fell within the new reference range and 0 (0%) values fell outside the new reference range. See graphs below for finger stick samples verification.



**Figure 3.** Graph showing Finger stick sample reference range verification.

For a reference range to pass verification, 95% of values fell within the upper and lower reference limits and 5% or fewer values fell outside of the upper and lower reference limits.

Theranos Analyte	Anti-coagulant	Existing Reference Range (g/dL)		New Reference Range (g/dL)	
		Reference Range (low)	Reference Range (High)	Transferred RR (low)	Transferred RR (high)
Albumin	Lithium Heparin	3.5	4.8	3.5	5.1

The new reference range for finger stick Albumin was determined to be 3.5 – 5.1 g/dL.

**VI. Stability**

Any retransmissions, reproductions, dissemination or other use of these materials by persons or entities other than the intended recipient is prohibited. This document supersedes all earlier or previous documents unless approved in writing.

<b>theranos</b>	LDT Validation Report	Theranos Albumin Assay	Rev:
		<b>CL RPT-14055</b>	<b>1</b>
Description	Validation Report for Modified Siemens Assay of Albumin in Lithium Heparin Plasma		
Originator: Curtis Schneider		Date: 09/25/2013	

**a. Reagents**

On-board Reagent Stability

System	Stability
ADVIA 1200	60 days
ADVIA 1650/1800	60 days
ADVIA 2400	60 days

For all systems, unopened reagents are stable until the expiration date printed on the product label when stored at 15°C - 25°C. Do not freeze the reagents.

For additional details, refer to the Methods Introduction section of the system-specific Operator's Guide.

**b. Sample**

Plasma samples for ALP analysis are stable for 2 weeks at 2-8°C, or at least 90 days at -20 °C.

**c. Calibrators**

Siemens Chemistry Calibrators should be stored at 2-8°C, protected from light, and are stable until the expiration date on the vial label. Opened calibrators are stable for 48 hours, except for total and direct, which are stable for 8 hours.

REVISION HISTORY			
Revision Level	Effective Date	Initiator	ECO Number
A	11/06/2013	A. Rosendorff	CL ECO-00117
<b>Section Number</b>			
All	<b>Description and Justification of Changes</b>		
	Initial Release		

Any retransmissions, reproductions, dissemination or other use of these materials by persons or entities other than the intended recipient is prohibited. This document supersedes all earlier or previous documents unless approved in writing.