

From:



To:

CC:

Sent: 3/22/2021 11:02:24 AM

Subject: RE: Weekly Check-in - Data Alignment

Attachments: 2021 System Hardening Daily Summary (Updated 3-22-21 LTIP ver).xslm

Team,

I'm attaching a copy of the latest adjustments to the WSHP Daily Summary file. See below for the notable updates on previous requested changes.

ESTS calculations are now no longer running off of EOD Forecast but rather SAP Ests Out Date as discussed from our Friday alignment call with the Estimating group.

New tables has been added to report on whether mileage installed meets LTIP conditions 1 or 2 along with bifurcation of the miles from the overall portfolio between the 2 aforementioned LTIP conditions.

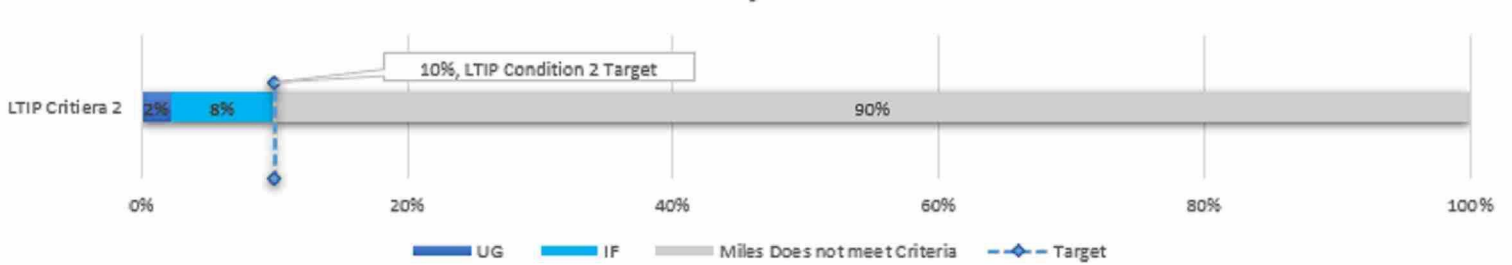
Installed Mileage by LTIP Condition 1 & 2						
<i>Installed mileage by LTIP Condition 1</i>						
	<i>LTIP Summary</i>	<i>Top 20% Risk</i>	<i>FRRB</i>	<i>PSPS</i>	<i>Miles Does</i>	<i>Total YTD miles</i>
By Miles	LTIP Criteria 1	5.5	0.4	-	13.31	19.2
%	LTIP Criteria 1	29%	2%	0%	69%	100%
<i>Installed mileage by LTIP Condition 2</i>						
	<i>LTIP Summary</i>	<i>UG</i>	<i>IF</i>	<i>Miles Does not</i>	<i>Total YTD</i>	
By Miles	LTIP Criteria 2	0.4	1.5	17.3	19.2	
%	LTIP Criteria 2	2%	8%	90%	100%	
2021 Portfolio Mileage by LTIP Condition 1 & 2						
	<i>LTIP Summary</i>	<i>Top 20% Risk</i>	<i>FRRB</i>	<i>PSPS</i>	<i>Miles Does not meet Criteria</i>	<i>Total 2021 Portfolio</i>
By Miles	LTIP Criteria 1	107.9	31.7	3.7	59.9	203.1
%	LTIP Criteria 1	53%	16%	2%	29%	100%
	<i>LTIP Summary</i>	<i>UG</i>	<i>IF</i>	<i>Miles Does not meet Criteria</i>	<i>Total 2021 Portfolio</i>	
By Miles	LTIP Criteria 2	44	1.8	157.2	203.1	
%	LTIP Criteria 2	22%	1%	77%	100%	

Also included are 4 stacked histograms based on the data tables seen above that shows where our LTIP eligible miles sit from our current conditional targets.

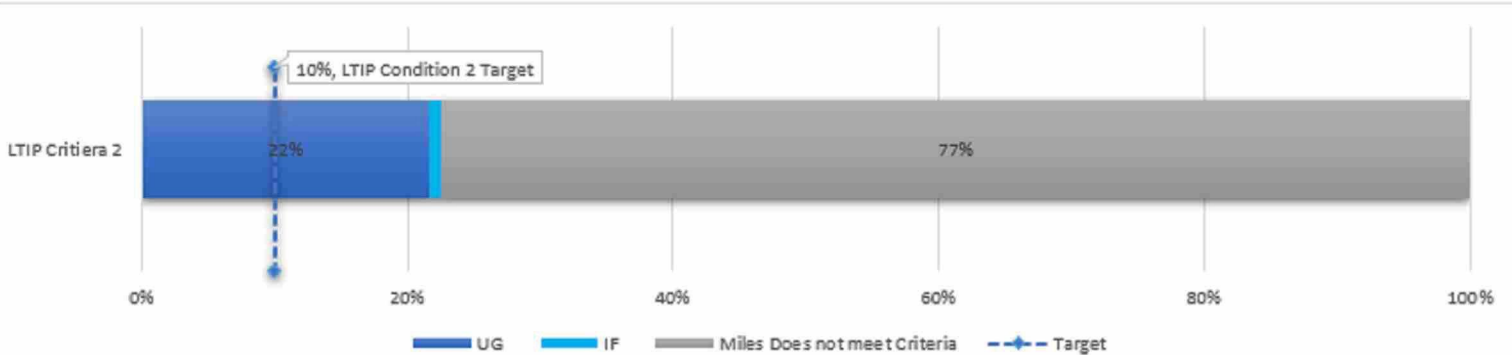
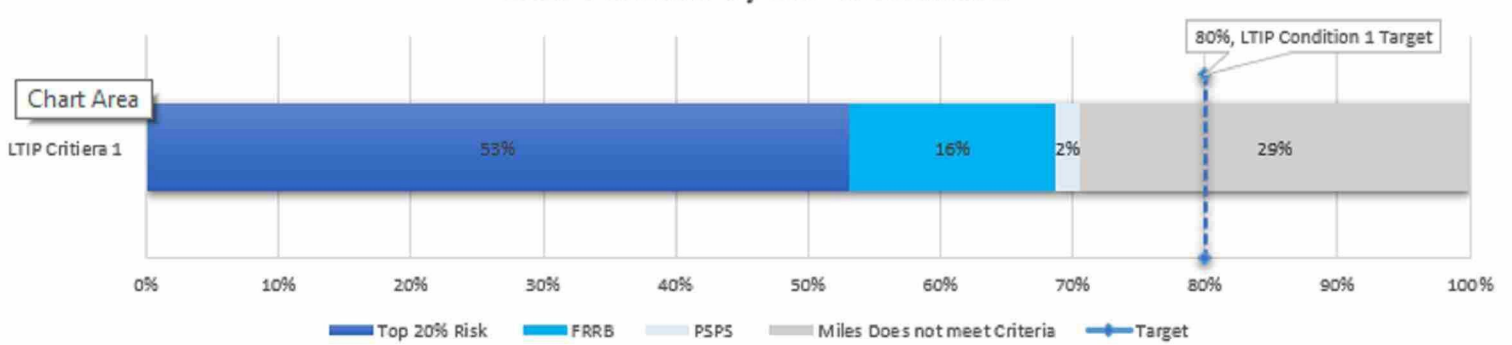
Installed Miles by LTIP Condition 1



Installed Miles by LTIP Condition 2



2021 Portfolio by LTIP Condition 1



Currently the tables are all fed from data directly from the Summary data tab so the refresh is automatic for the LTIP conditional updates.

Secondly and this might be more [REDACTED] but you can now pull the “Say Do” portion of the ESTS and PEND forecast from this table on the summary. This section is also utilizing the updated logic to point to SAP Ests Out Date column as well.

ESTS/PEND Summary			
Phase (Miles)	2 Week Forecast	1 Week Forecast	Actuals
ESTS Out	-	-	1.0
Pend Out	-	-	1.7

Please review the changes and let me know if you see any adjustments required to any aspects of the new changes. [REDACTED] if we are good with the changes we can begin to utilize this version of the WSHP Daily summary for our future report outs but lets discuss during our alignment meeting later today.

Regards,

[REDACTED]

From: [REDACTED]
Sent: Friday, March 19, 2021 10:35 AM
To: [REDACTED]
Cc: [REDACTED]
Subject: RE: Weekly Check-in - Data Alignment

Team – I am OOO on Monday and will miss this meeting, but let me know what help you need in testing out the LTIP / Risk reporting that we have targeted for completion by 3/26.

Thanks!

[REDACTED]

-----Original Appointment-----

From: [REDACTED]
Sent: Monday, March 1, 2021 2:37 PM
To: [REDACTED]
Cc: [REDACTED]
Subject: Weekly Check-in - Data Alignment
When: Monday, March 22, 2021 4:00 PM-4:30 PM (UTC-08:00) Pacific Time (US & Canada).
Where: Microsoft Teams Meeting

Adding [REDACTED] and [REDACTED] to Weekly Check-Ins

Hi [REDACTED]

I'm quick regular check-in with you on an as-needed basis. I will cancel if we don't have any topics.

[REDACTED]

Microsoft Teams meeting

Join on your computer or mobile app

[Click here to join the meeting](#)

Or call in (audio only)

[REDACTED]

Need Help with Teams? Click on the Help option in this invite to connect you directly to our Teams at PG&E Training site!

[Learn More](#) | [Help](#) | [Meeting options](#)

